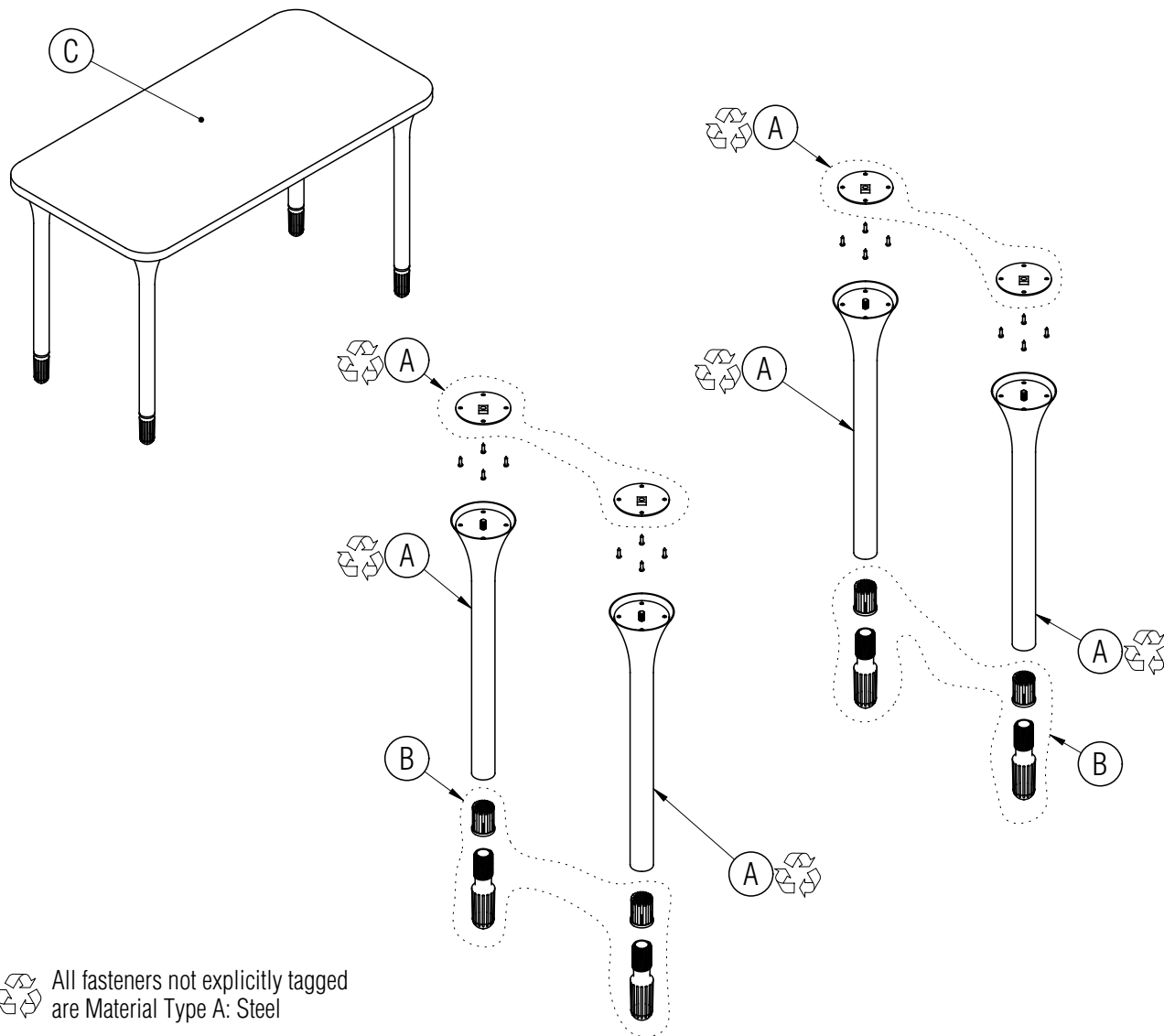


Disassembly Instructions



Inquire Table

Material Type: A . Steel B. Plastic C. Wood / Particle Board



Procedure:

1. Twist each leg in an anti-clockwise direction to unscrew it from the mounting plate attached to the table top and remove the legs.
2. Remove the screws holding each mounting plate to the table top and remove the plates.
3. Remove the glides and pry out the glide housings inserted into each leg tube.

General Notes:

1. Disassembly time: 10-15 minutes
2. This procedure assumes basic familiarity with hand tools and furniture terminology: no specialized training is required
3. All materials removed and disassembled shall be sorted and segregated with like materials and disposed of or recycled according to recycling availability or waste acceptance
4. For items to be recycled, refer to KI's End of Life Recycling Matrix and KI's End of Life Recovery Options Matrix, available at www.ki.com

All fasteners not explicitly tagged are Material Type A: Steel

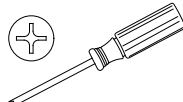
Required Tools



Gloves



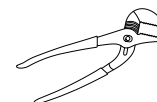
Safety Glasses



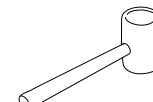
Phillips Screwdriver



Pry Bar



Channel Lock Pliers



Rubber Mallet