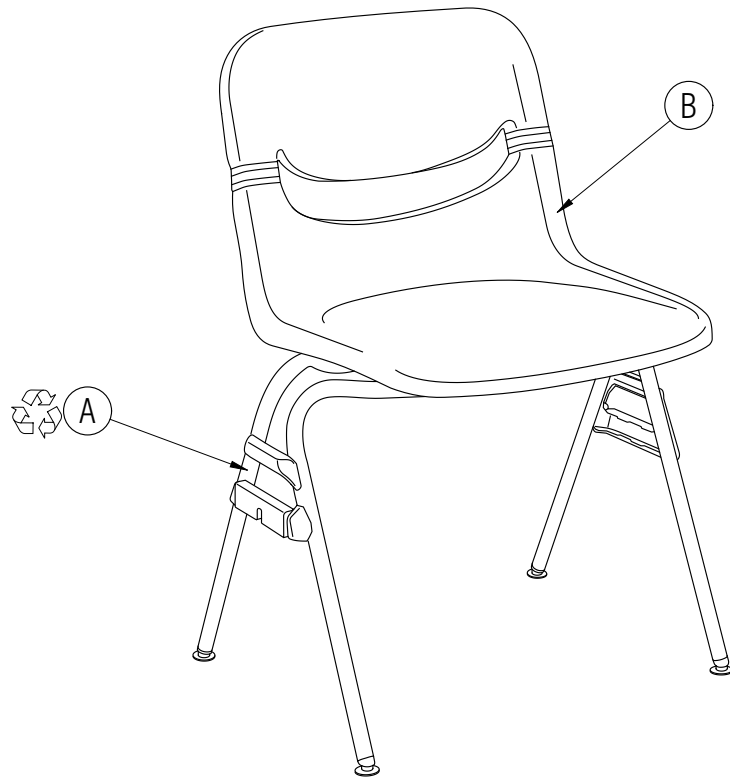


Disassembly Instructions



Dorsal Stack Chair

Material Type: A . Steel B. Plastic



Procedure:

1. Remove the screws that connect the seat to the frame.
2. Remove the glides from the frame.
3. Recycle the steel frame.
4. Discard the seat and glides.

General Notes:

1. Disassembly time: 10-15 minutes
2. This procedure assumes basic familiarity with hand tools and furniture terminology: no specialized training is required
3. All materials removed and disassembled shall be sorted and segregated with like materials and disposed of or recycled according to recycling availability or waste acceptance
4. For items to be recycled, refer to KI's End of Life Recycling Matrix and KI's End of Life Recovery Options Matrix, available at www.ki.com

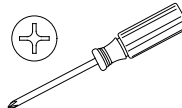
Required Tools



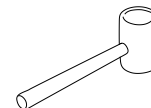
Gloves



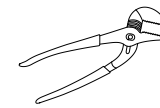
Safety Glasses



Philips Screwdriver



Rubber Mallet



Channel Lock Pliers