

February 13, 2013
Updated July 2, 2018
800-424-2432



Ordering C.O.M., C.O.L., and C.O.V. High Point		2
Affina®	Guest Chair General Information	4
	Guest Chairs	6
	Multiple Seating General Information	8
	Multiple Seating	10
	Connecting Tables	18
	Lobby and Lounge Seating General Information	20
	Lobby and Lounge Seating	26
	Tables	38
Healthcare General Information	44	
Affina®	Healthcare 1.5, II General Information	46
Affina®	Healthcare Seating	50
Affina® 1.5	Recliner	76
Affina® II	Recliner	86
	Bariatric Recliner	96

Ordering C.O.M., C.O.L., and C.O.V.

High Point

Customer's Own Material ■

Specifications Form

January 2017

All fabrics, including COM, COL, KOM and in grades will be applied at the factory's discretion. If a pattern or stripe is to be applied in a certain direction, the customer MUST specify this in writing on the P.O. and attach a sample of the fabric with it running in the application direction to the P.O. Specifying fabric direction may increase the amount of COM or KOM yardage required. Check with KI Customer Service to see if an increase in yardage is necessary BEFORE specifying, ordering and sending COM and COL to the factory or having KOM quoted.

ALL C.O.M AND C.O.L SHIPMENTS MUST BE PREPAID TO: KI
217 Feld Avenue
High Point, NC 27263

COM and COL must be identified as follows:

1. Name and address
2. Your purchase order number
3. Our style number to which fabric is to be applied
4. Supplier name and fabric name, number, and color

COLLECT SHIPMENTS WILL BE REFUSED.

SHIPMENT SCHEDULE WILL BE GIVEN WHEN ALL FABRIC IS RECEIVED FOR ENTIRE ORDER

YARDAGE REQUIREMENTS LISTED IN PRICE LIST ARE BASED ON PLAIN GOODS 54" WIDE. Fabrics less than 54" wide, or those requiring matching (stripes, plaids, prints, large patterns) will require additional yardage based on the fabric used and the item ordered. CONSULT MATRIX BELOW FOR ADDITIONAL YARDAGE NEEDED.

C.O.M. INCREASE MATRIX (The yardage matrix is also applicable to any reservations of KI Ingrade, Pallas, or KOM upholsteries).

This table is a general guide.

FABRIC WIDTH	PLAIN FABRIC	UNDER 7" REPEAT	8"-13" REPEAT	14"-21" REPEAT	22"-27" REPEAT	28"-33" REPEAT	34"-40" REPEAT	41"-48" REPEAT
54"	0	20%	25%	30%	45%	55%	70%	80%
51"-53"	15%	25%	30%	35%	50%	60%	80%	90%
48"-50"	20%	30%	35%	40%	55%	65%	85%	95%
45"-47"	30%	45%	50%	55%	60%	80%	90%	100%
36"-44"	50%	65%	70%	75%	80%	100%	110%	120%

FABRIC WITH DOUBLE REPEAT: IF USING A FABRIC WITH A DOUBLE REPEAT, PLEASE FOLLOW THIS FORMULA: TAKE THE TOTAL AMOUNT OF THE LARGER AND HALF OF THE SMALLER REPEAT; ADD TOGETHER TO FIND THE CORRECT OVERALL REPEAT. EXAMPLE: 10" VERTICAL WITH 14" HORIZONTAL WOULD BE $14+5=19$.

IF FABRIC COMES IN ON MULTIPLE ROLLS, ONE ADDITIONAL YARD PER ROLL NEEDS TO BE ADDED TO THE YARDAGE REQUIREMENT.

SPECIAL NOTE: WE CAN ASSUME NO RESPONSIBILITY FOR THE DURABILITY OR TAILORING QUALITY OF CUSTOMER FURNISHED COVERINGS (C.O.M.) OR KOM. KOM: is fabric that KI will purchase for you at jobber's price (net) plus a nominal charge for handling, shipping, and managing.



Customer's Own Material ■

Specifications Form

January 2017

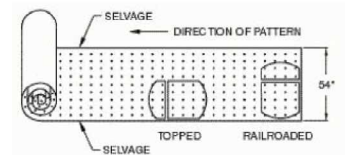
ADDITIONAL NOTES:

- Orders cannot go into production without the information listed at right.
- Attach memo sample to this approval sheet.
- If your order has been placed, list PO# _____
- The cost of the COM sample will be paid by the client.
- Even after preliminary approval, KI reserves the right to reject COM/COL if necessary when the quality is not satisfactory for the product to be upholstered. KI assumes no responsibility for its overall appearance, flammability, durability, color fastness or any other quality after upholstered on a KI product.

ALL COM MUST BE APPROVED.

Photocopy this form and submit with COM fabric for approval:

(This fabric approval is for the purpose of advising how to apply your COM fabric, verify yardage required, and suitability.)



YOUR COMPANY NAME _____

PHONE _____ FAX _____

Material Supplier _____

Material Name _____ Number _____

Material Color _____ Width _____

Vertical Repeat _____ Horizontal Repeat _____

Fiber Content _____

Direction Stripe/Pattern to be applied _____

COM TO BE USED ON THE FOLLOWING:

QTY	PRODUCT NAME/NUMBER
_____	_____
_____	_____
_____	_____
_____	_____
_____	_____

Affina®

Guest Chair General Information



**Open Arm Guest Chair
(1901)**



**Closed Arm Guest Chair
(1911)**



**Armless Guest Chair
(1901A)**

General Dimensions

Seat width	20-1/2"	20-1/2"	20-1/2"
Seat depth	18-1/2"	18-1/2"	18-1/2"
Seat height	19"	19"	19"
Arm width	2-1/4"	2-1/4"	
Arm height (mid point)	27"	27"	

Overall Dimensions

Width	24"	24"	23-1/2"
Depth	23-1/2"	23-1/2"	23-1/2"
Height	31-1/2"	31-1/2"	31-1/2"

UPHOLSTERY INFORMATION

C.O.M. Fabric

For C.O.M. fabric sent to KI-High Point on multiple rolls, add an additional yard of fabric per roll to the yardage requirements. Multiple rolls have shorter pieces of fabric on them and do not allow nesting and stacking of the fabric to achieve the best yield as is done with one large roll. This results in yardage shortages and requests for additional fabric from the client, which can hold up the order. For each roll that is sent, one yard needs to be added and needs to be added to one of the rolls, not separately.

Fabric Disclaimer

Fabric will be applied as swatched by the fabric manufacturer. Fabric that is required to be applied differently than is swatched will need a Special Cost Request written specifying the direction the fabric is to be applied. The posted standard lead time will apply to the Special Cost Request.

FINISH INFORMATION

SPECIAL FINISH MATCHES

KI can match special finish requests at an upcharge of \$70 List per item, up to 12 or a maximum charge of \$847 List per order per color. Special finish requests must be sent to your KI customer service representative.

Upon receipt from KI, the finishing department will prepare a "strike-off" which will be sent to the customer for approval.

The approval form accompanying the strike-off should be faxed to your KI customer service representative. Upon receipt of the signed approval form, KI will proceed with the order. Disapproved samples may be sent back to KI directly with an explanation of disapproval. A Special Finish Number (SFN) will be assigned to this finish sample for future reference or reorders



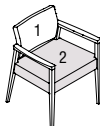
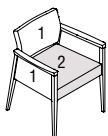
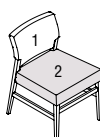
INFORMATION

Warranty

Refer to KI Terms & Conditions document
or visit ki.com

Affina®

Guest Chairs

	MODEL	Features	COM	MODEL NUMBER							
				Basic Model	Non-Contrast or Fabric Contrast 1	Fabric Contrast 2	Wood Finish	Glide Option	Arm Cap	Moisture Barrier	
 <p>AFGS</p>	Open Arm Guest Chair • 1 = Back (Fabric Contrast 1) C.O.M. = .75 yd • 2 = Seat (Fabric Contrast 2) C.O.M. = 1 yd	Non-contrast	1.5 yds	1901/NC	<input type="checkbox"/> <input type="checkbox"/> <input type="checkbox"/> <input type="checkbox"/>		<input type="checkbox"/> <input type="checkbox"/>	<input type="checkbox"/> <input type="checkbox"/>	<input type="checkbox"/> <input type="checkbox"/>	<input type="checkbox"/> <input type="checkbox"/>	<input type="checkbox"/> <input type="checkbox"/>
		Contrast		1901/FC	<input type="checkbox"/> <input type="checkbox"/> <input type="checkbox"/> <input type="checkbox"/>	<input type="checkbox"/> <input type="checkbox"/> <input type="checkbox"/> <input type="checkbox"/>	<input type="checkbox"/> <input type="checkbox"/>	<input type="checkbox"/> <input type="checkbox"/>	<input type="checkbox"/> <input type="checkbox"/>	<input type="checkbox"/> <input type="checkbox"/>	<input type="checkbox"/> <input type="checkbox"/>
 <p>AFGS</p>	Closed Arm Guest Chair • 1 = Back (Fabric Contrast 1) C.O.M. = 1.5 yd • 2 = Seat (Fabric Contrast 2) C.O.M. = 1 yd	Non-contrast	2 yds	1911/NC	<input type="checkbox"/> <input type="checkbox"/> <input type="checkbox"/> <input type="checkbox"/>		<input type="checkbox"/> <input type="checkbox"/>	<input type="checkbox"/> <input type="checkbox"/>	<input type="checkbox"/> <input type="checkbox"/>	<input type="checkbox"/> <input type="checkbox"/>	<input type="checkbox"/> <input type="checkbox"/>
		Contrast		1911/FC	<input type="checkbox"/> <input type="checkbox"/> <input type="checkbox"/> <input type="checkbox"/>	<input type="checkbox"/> <input type="checkbox"/> <input type="checkbox"/> <input type="checkbox"/>	<input type="checkbox"/> <input type="checkbox"/>	<input type="checkbox"/> <input type="checkbox"/>	<input type="checkbox"/> <input type="checkbox"/>	<input type="checkbox"/> <input type="checkbox"/>	<input type="checkbox"/> <input type="checkbox"/>
 <p>AFGS</p>	Armless Guest Chair • 1 = Back (Fabric Contrast 1) C.O.M. = .75 yd • 2 = Seat (Fabric Contrast 2) C.O.M. = 1 yd	Non-contrast	1.5 yds	1901A/NC	<input type="checkbox"/> <input type="checkbox"/> <input type="checkbox"/> <input type="checkbox"/>		<input type="checkbox"/> <input type="checkbox"/>	<input type="checkbox"/> <input type="checkbox"/>		<input type="checkbox"/> <input type="checkbox"/>	<input type="checkbox"/> <input type="checkbox"/>
		Contrast		1901A/FC	<input type="checkbox"/> <input type="checkbox"/> <input type="checkbox"/> <input type="checkbox"/>	<input type="checkbox"/> <input type="checkbox"/> <input type="checkbox"/> <input type="checkbox"/>	<input type="checkbox"/> <input type="checkbox"/>	<input type="checkbox"/> <input type="checkbox"/>		<input type="checkbox"/> <input type="checkbox"/>	<input type="checkbox"/> <input type="checkbox"/>
					A	B	C	D	E	F	G

HOW TO ORDER

Indicate the following information on order form:

- Quantity of each item.
- Model number, including options. See "How To Build a Model Number".
- Any special service required.

Note: • The indicates that a choice is required.

- The absence of the indicates that no choice is required.
- Alpha-numeric characters in place of indicate that no other alternatives are available.

HOW TO BUILD A MODEL NUMBER

A Select basic model.

B Select non-contrast or fabric contrast 1. Refer to the **KI Color Addendum** or **KI Fabrics & Finishes binder**.

C Select fabric contrast 2. Refer to the **KI Color Addendum** or **KI Fabrics & Finishes binder**.

D Select wood finish color. Refer to the **KI Color Addendum** or **KI Fabrics & Finishes binder**. For Kensington Maple add upcharge.

E Select glide option.

- | | |
|-----------|------------------------|
| NG | - Nylon glides |
| PG | - Polycarbonate glides |
| RG | - Rubber glides |
| FG | - Felt glides |

F Select armcaps.

- | | |
|------------|--------------------------------|
| WAC | - Wood armcaps |
| PAC | - Black poly (pair); add \$177 |

G Select moisture barrier.

- | | |
|------------|-----------------------|
| MB | - Moisture barrier |
| NMB | - No moisture barrier |
- See pricing column for moisture barrier upcharge.



Approx. Packaged Weight	Grade C.O.M.	Grade C	Grade D	Grade E & C.O.L.	Grade F	Grade G	Grade H	Grade I	Grade J	Grade K	Grade L Leather	Grade M Leather	Moisture Barrier add to list price
42.0#	\$ 1233	\$ 1288	\$ 1303	\$ 1321	\$ 1333	\$ 1356	\$ 1380	\$ 1410	\$ 1469	\$ 1528	\$ 1588	\$ 1706	\$ 122
42.0#	1287	1342	1357	1376	1387	1411	1433	1463	1524	1583	1642	1761	122
45.0#	\$ 1338	\$ 1413	\$ 1432	\$ 1456	\$ 1472	\$ 1503	\$ 1535	\$ 1574	\$ 1654	\$ 1733	\$ 1811	\$ 1969	\$ 122
45.0#	1392	1467	1487	1511	1527	1558	1590	1629	1708	1786	1866	2023	122
40.0#	\$ 1163	\$ 1219	\$ 1235	\$ 1252	\$ 1265	\$ 1288	\$ 1311	\$ 1341	\$ 1400	\$ 1459	\$ 1519	\$ 1637	\$ 122
40.0#	1217	1274	1289	1307	1319	1342	1365	1395	1455	1514	1573	1692	122

KENSINGTON MAPLE UPCHARGE

Kensington Maple requires extended leadtimes.

Model

1901/NC	\$48
1901/FC	\$48
1911/NC	\$48
1911/FC	\$48
1901A/NC	\$48
1901A/FC	\$48

UPHOLSTERY INFORMATION

C.O.M. Requirements

C.O.M. yardage requirements listed above are based on plain goods 54" wide. If less than 54" wide or fabrics requiring matching (stripes, plaids, prints, large patterns), additional yardage will be needed. Consult C.O.M. matrix for additional yardage needed. For C.O.M. fabric sent to KI-High Point on multiple rolls, add an additional yard of fabric per roll to the yardage requirements.

C.O.L. Requirements

Figure 18 sq. ft. of leather (C.O.L.) for each yard shown (i.e. 4.75 x 18 = 85.5 sq. ft).

Contrasting Upholstery

When contrasting fabric is chosen, price at highest in-grade.

SPECIAL SERVICES

Special Carton Marking

With specially marked information N/C

Shipping

Ships **assembled, FOB High Point, NC 27263, freight prepaid.** Freight class 175

Specifications and prices are subject to change without prior notice.

Affina®

Multiple Seating General Information



**One Seat - Open Arm
(AAOC)**

**Two Seat - Open Arm
(AAOCC)**

**Three Seat - Open Arm
(AAOCCC)**

**One Seat - Closed Arm
(AAPC)**

**Two Seat - Closed Arm
(AAPCC)**

**Three Seat - Closed
Arm
(AAPCCC)**

General Dimensions

Seat width	20-1/2"	20-1/2"	20-1/2"	20-1/2"	20-1/2"	20-1/2"
Seat depth	19-1/2"	19-1/2"	19-1/2"	19-1/2"	19-1/2"	19-1/2"
Seat height	19"	19"	19"	19"	19"	19"
Arm width	2-1/4"	2-1/4"	2-1/4"	2-1/4"	2-1/4"	2-1/4"
Arm height	27"	27"	27"	27"	27"	27"

Overall Dimensions

Width	24-3/4"	46-3/4"	69"	24-3/4"	46-3/4"	69"
Depth	23-1/2"	23-1/2"	23-1/2"	23-1/2"	23-1/2"	23-1/2"
Height	31-1/2"	31-1/2"	31-1/2"	31-1/2"	31-1/2"	31-1/2"

UPHOLSTERY INFORMATION

C.O.M. Fabric

For C.O.M. fabric sent to KI-High Point on multiple rolls, add an additional yard of fabric per roll to the yardage requirements. Multiple rolls have shorter pieces of fabric on them and do not allow nesting and stacking of the fabric to achieve the best yield as is done with one large roll. This results in yardage shortages and requests for additional fabric from the client, which can delay an order. For each roll that is sent, one yard needs to be added to one of the rolls, not separately.

Fabric Disclaimer

Fabric will be applied as swatched by the fabric manufacturer. Fabric that is required to be applied differently than is swatched will need a Special Cost Request written specifying the direction the fabric is to be applied. The posted standard lead time will apply to the Special Cost Request.

FINISH INFORMATION

SPECIAL FINISH MATCHES

KI can match special finish requests at an upcharge of \$70 List per item, up to 12 or a maximum charge of \$847 List per order per color. Special finish requests must be sent to your KI customer service representative.

Upon receipt from KI, the finishing department will prepare a "strike-off" which will be sent to the customer for approval.

The approval form accompanying the strike-off should be faxed to your KI customer service representative. Upon receipt of the signed approval form, KI will proceed with the order. Disapproved samples may be sent back to KI directly with an explanation of disapproval. A Special Finish Number (SFN) will be assigned to this finish sample for future reference or reorders.



Loveseat - Open Arm
(A033)



Loveseat - Closed Arm
(AP33)



Center Table
(AC)



End Table
(ACE)



90 Degree Connecting
Table
(AC90)

General Dimensions

Seat width	38"	38"
Seat depth	19-1/2"	19-1/2"
Seat height	19"	19"
Arm width	2-1/4"	2-1/4"
Arm height	27"	27"

Overall Dimensions

Width	42"	42"	20"	20"	33"
Depth	23-1/2"	23-1/2"	20"	20"	19"
Height	31-1/2"	31-1/2"	17"	17"	17"

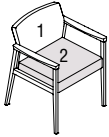
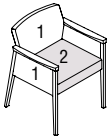
INFORMATION

Warranty

Refer to KI Terms & Conditions document
or visit ki.com

Affina®

Multiple Seating

	Features	COM	MODEL NUMBER								Approx. Packaged Weight
			Basic Model	Table Connect	Non-Contrast or Fabric Contrast 1	Fabric Contrast 2	Wood Finish	Arm Cap	Glide Option	Moisture Barrier	
	Non-contrast	1.5 yd	AAOC/NC	<input type="checkbox"/> <input type="checkbox"/> <input type="checkbox"/> <input type="checkbox"/>	<input type="checkbox"/> <input type="checkbox"/> <input type="checkbox"/> <input type="checkbox"/>		<input type="checkbox"/> <input type="checkbox"/> <input type="checkbox"/> <input type="checkbox"/>	<input type="checkbox"/> <input type="checkbox"/> <input type="checkbox"/> <input type="checkbox"/>	<input type="checkbox"/> <input type="checkbox"/>	<input type="checkbox"/> <input type="checkbox"/> <input type="checkbox"/> <input type="checkbox"/>	45.0#
	Contrast		AAOC/FC	<input type="checkbox"/> <input type="checkbox"/> <input type="checkbox"/> <input type="checkbox"/>	<input type="checkbox"/> <input type="checkbox"/> <input type="checkbox"/> <input type="checkbox"/>	<input type="checkbox"/> <input type="checkbox"/> <input type="checkbox"/> <input type="checkbox"/>	<input type="checkbox"/> <input type="checkbox"/> <input type="checkbox"/> <input type="checkbox"/>	<input type="checkbox"/> <input type="checkbox"/> <input type="checkbox"/> <input type="checkbox"/>	<input type="checkbox"/> <input type="checkbox"/>	<input type="checkbox"/> <input type="checkbox"/> <input type="checkbox"/> <input type="checkbox"/>	45.0#
<p>AFMS</p> <p>One Seat (Open Arm)</p> <ul style="list-style-type: none"> • 1 = Back (Fabric Contrast 1) C.O.M. = 1 yd • 2 = Seat (Fabric Contrast 2) C.O.M. = 1 yd 											
	Non-contrast	2.25 yd	AAPC/NC	<input type="checkbox"/> <input type="checkbox"/> <input type="checkbox"/> <input type="checkbox"/>	<input type="checkbox"/> <input type="checkbox"/> <input type="checkbox"/> <input type="checkbox"/>		<input type="checkbox"/> <input type="checkbox"/> <input type="checkbox"/> <input type="checkbox"/>	<input type="checkbox"/> <input type="checkbox"/> <input type="checkbox"/> <input type="checkbox"/>	<input type="checkbox"/> <input type="checkbox"/>	<input type="checkbox"/> <input type="checkbox"/> <input type="checkbox"/> <input type="checkbox"/>	52.0#
	Contrast		AAPC/FC	<input type="checkbox"/> <input type="checkbox"/> <input type="checkbox"/> <input type="checkbox"/>	<input type="checkbox"/> <input type="checkbox"/> <input type="checkbox"/> <input type="checkbox"/>	<input type="checkbox"/> <input type="checkbox"/> <input type="checkbox"/> <input type="checkbox"/>	<input type="checkbox"/> <input type="checkbox"/> <input type="checkbox"/> <input type="checkbox"/>	<input type="checkbox"/> <input type="checkbox"/> <input type="checkbox"/> <input type="checkbox"/>	<input type="checkbox"/> <input type="checkbox"/>	<input type="checkbox"/> <input type="checkbox"/> <input type="checkbox"/> <input type="checkbox"/>	52.0#
<p>AFMS</p> <p>One Seat (Closed Arm)</p> <ul style="list-style-type: none"> • 1 = Back and arms (Fabric Contrast 1) C.O.M. = 1.75 yd • 2 = Seat (Fabric Contrast 2) C.O.M. = 1 yd 											
			A	B	C	D	E	F	G	H	

HOW TO ORDER

Indicate the following information on order form:

- Quantity of each item.
- Model number, including options. See "How To Build a Model Number".
- Any special service required.

Note: • The indicates that a choice is required.

- The absence of the indicates that no choice is required.
- Alpha-numeric characters in place of indicate that no other alternatives are available.

HOW TO BUILD A MODEL NUMBER

A Select basic model.

B Select table connection.

- NT** - No connecting table
- LT** - Left connecting table
- RT** - Right connecting table
- LTRT** - Left and Right connecting table

Left connector = right side when seated.
Right connector = left side when seated.

C Select non-contrast or fabric contrast 1. Refer to the **KI Color Addendum** or **KI Fabrics & Finishes binder**.

D Select fabric contrast 2. Refer to the **KI Color Addendum** or **KI Fabrics & Finishes binder**.

E Select wood finish color. Refer to the **KI Color Addendum** or **KI Fabrics & Finishes binder**. For Kensington Maple add upcharge.

F Select armcaps.

- WAC** - Wood armcaps
- PAC** - Black poly (pair); add \$177

G Select glide option.

- NG** - Nylon glides
- PG** - Polycarbonate glides
- RG** - Rubber glides
- FG** - Felt glides

H Select moisture barrier.

- MB** - Moisture barrier
 - NMB** - No moisture barrier
- See pricing column for moisture barrier upcharge.



Grade C.O.M.	Grade C	Grade D	Grade E & C.O.L.	Grade F	Grade G	Grade H	Grade I	Grade J	Grade K	Grade L Leather	Grade M Leather	Moisture Barrier add to list price
\$ 1217	\$ 1265	\$ 1277	\$ 1291	\$ 1302	\$ 1321	\$ 1341	\$ 1365	\$ 1415	\$ 1465	\$ 1514	\$ 1611	\$ 128
1272	1319	1331	1346	1356	1376	1395	1420	1469	1519	1568	1666	128

\$ 1390	\$ 1447	\$ 1461	\$ 1480	\$ 1491	\$ 1515	\$ 1538	\$ 1568	\$ 1628	\$ 1686	\$ 1746	\$ 1864	\$ 128
1445	1501	1516	1534	1546	1569	1593	1623	1682	1741	1801	1919	128

KENSINGTON MAPLE UPCHARGE

Kensington Maple requires extended leadtimes.

Model	
AAOC/NC	\$48
AAOC/FC	\$48
AAOCC/NC	\$88
AAOCC/FC	\$88
AAOCCC/NC	\$118
AAOCCC/FC	\$118
AAPC/NC	\$48
AAPC/FC	\$48
AAPCC/NC	\$88
AAPCC/FC	\$88
AAPCCC/NC	\$118
AAPCCC/FC	\$118
AO33/NC	\$69
AO33/FC	\$69

INFORMATION

C.O.M. and C.O.L. Requirements

C.O.M. yardage requirements listed above are based on plain goods 54" wide. If less than 54" wide or fabrics requiring matching (stripes, plaids, prints, large patterns), additional yardage will be needed. Consult C.O.M. matrix for additional yardage needed. For C.O.M. fabric sent to KI-High Point on multiple rolls, add an additional yard of fabric per roll to the yardage requirements.

C.O.L. Requirements

Figure 18 sq. ft. of leather (C.O.L.) for each yard shown (i.e., 4.75 x 18 = 85.5 sq ft).

Contrasting Upholstery

When contrasting fabric is chosen, price at highest in-grade.

Minimum Fabric/Leather Quantity

Minimum order for fabric is 1 yard. Minimum order for leather is 1 hide (approximately 50 sq. ft).

SPECIAL SERVICES

Special Carton Marking

With specially marked information N/C



Shipping

Ships **assembled, FOB High Point, NC 27263, freight prepaid.** Freight class 175

Specifications and prices are subject to change without prior notice.

Affina®

Multiple Seating

	Features	COM	MODEL NUMBER								Approx. Packaged Weight	
			Basic Model	Table Connect	Non-Contrast or Fabric Contrast 1	Fabric Contrast 2	Wood Finish	Arm Cap	Glide Option	Moisture Barrier		
	Non-contrast	2.5 yd	AAOCC/NC	<input type="checkbox"/> <input type="checkbox"/> <input type="checkbox"/> <input type="checkbox"/>	<input type="checkbox"/> <input type="checkbox"/> <input type="checkbox"/> <input type="checkbox"/>			<input type="checkbox"/> <input type="checkbox"/> <input type="checkbox"/> <input type="checkbox"/>	<input type="checkbox"/> <input type="checkbox"/>	<input type="checkbox"/> <input type="checkbox"/>	<input type="checkbox"/> <input type="checkbox"/> <input type="checkbox"/> <input type="checkbox"/>	80.0#
	Contrast		AAOCC/FC	<input type="checkbox"/> <input type="checkbox"/> <input type="checkbox"/> <input type="checkbox"/>	<input type="checkbox"/> <input type="checkbox"/> <input type="checkbox"/> <input type="checkbox"/>	<input type="checkbox"/> <input type="checkbox"/> <input type="checkbox"/> <input type="checkbox"/>		<input type="checkbox"/> <input type="checkbox"/> <input type="checkbox"/> <input type="checkbox"/>	<input type="checkbox"/> <input type="checkbox"/>	<input type="checkbox"/> <input type="checkbox"/>	<input type="checkbox"/> <input type="checkbox"/> <input type="checkbox"/> <input type="checkbox"/>	80.0#
<p>AFMS</p> <p>Two Seat (Open Arm)</p> <ul style="list-style-type: none"> • 1 = Back (Fabric Contrast 1) C.O.M. = 1.75 yd • 2 = Seat (Fabric Contrast 2) C.O.M. = 1.25 yd 												
	Non-contrast	3.75 yd	AAPCC/NC	<input type="checkbox"/> <input type="checkbox"/> <input type="checkbox"/> <input type="checkbox"/>	<input type="checkbox"/> <input type="checkbox"/> <input type="checkbox"/> <input type="checkbox"/>			<input type="checkbox"/> <input type="checkbox"/> <input type="checkbox"/> <input type="checkbox"/>	<input type="checkbox"/> <input type="checkbox"/>	<input type="checkbox"/> <input type="checkbox"/>	<input type="checkbox"/> <input type="checkbox"/> <input type="checkbox"/> <input type="checkbox"/>	85.0#
	Contrast		AAPCC/FC	<input type="checkbox"/> <input type="checkbox"/> <input type="checkbox"/> <input type="checkbox"/>	<input type="checkbox"/> <input type="checkbox"/> <input type="checkbox"/> <input type="checkbox"/>	<input type="checkbox"/> <input type="checkbox"/> <input type="checkbox"/> <input type="checkbox"/>		<input type="checkbox"/> <input type="checkbox"/> <input type="checkbox"/> <input type="checkbox"/>	<input type="checkbox"/> <input type="checkbox"/>	<input type="checkbox"/> <input type="checkbox"/>	<input type="checkbox"/> <input type="checkbox"/> <input type="checkbox"/> <input type="checkbox"/>	85.0#
<p>AFMS</p> <p>Two Seat (Closed Arm)</p> <ul style="list-style-type: none"> • 1 = Back and arms (Fabric Contrast 1) C.O.M. = 2.75 yd • 2 = Seat (Fabric Contrast 2) C.O.M. = 1.25 yd 												
			A	B	C	D	E	F	G	H		

HOW TO ORDER

Indicate the following information on order form:

1. Quantity of each item.
2. Model number, including options. See "How To Build a Model Number".
3. Any special service required.

Note: • The indicates that a choice is required.

- The absence of the indicates that no choice is required.
- Alpha-numeric characters in place of indicate that no other alternatives are available.

HOW TO BUILD A MODEL NUMBER

A Select basic model.

B Select table connection.

- NT** - No connecting table
- LT** - Left connecting table
- RT** - Right connecting table
- LTRT** - Left and Right connecting table

Left connector = right side when seated.
Right connector = left side when seated.

C Select non-contrast or fabric contrast 1. Refer to the **KI Color Addendum** or **KI Fabrics & Finishes binder**.

D Select fabric contrast 2. Refer to the **KI Color Addendum** or **KI Fabrics & Finishes binder**.

E Select wood finish color. Refer to the **KI Color Addendum** or **KI Fabrics & Finishes binder**. For Kensington Maple add upcharge.

F Select armcaps.

- WAC** - Wood armcaps
 - PAC** - Black poly; add \$265
- Upcharge for three armcaps.

G Select glide option.

- NG** - Nylon glides
- PG** - Polycarbonate glides
- RG** - Rubber glides
- FG** - Felt glides

H Select moisture barrier.

- MB** - Moisture barrier
 - NMB** - No moisture barrier
- See pricing column for moisture barrier upcharge.



Grade C.O.M.	Grade C	Grade D	Grade E & C.O.L.	Grade F	Grade G	Grade H	Grade I	Grade J	Grade K	Grade L Leather	Grade M Leather	Moisture Barrier add to list price
\$ 1946	\$ 2039	\$ 2064	\$ 2093	\$ 2112	\$ 2153	\$ 2192	\$ 2241	\$ 2340	\$ 2439	\$ 2537	\$ 2734	\$ 139
2015	2108	2133	2162	2182	2222	2261	2310	2409	2509	2606	2804	139
\$ 2130	\$ 2242	\$ 2272	\$ 2307	\$ 2332	\$ 2378	\$ 2425	\$ 2485	\$ 2603	\$ 2722	\$ 2840	\$ 3078	\$ 139
2199	2311	2341	2376	2401	2448	2494	2554	2672	2791	2909	3147	139

KENSINGTON MAPLE UPCHARGE

Kensington Maple requires extended leadtimes.

Model

AAOC/NC	\$48
AAOC/FC	\$48
AAOCC/NC	\$88
AAOCC/FC	\$88
AAOCCC/NC	\$118
AAOCCC/FC	\$118
AAPC/NC	\$48
AAPC/FC	\$48
AAPCC/NC	\$88
AAPCC/FC	\$88
AAPCCC/NC	\$118
AAPCCC/FC	\$118
AO33/NC	\$69
AO33/FC	\$69

INFORMATION

C.O.M. and C.O.L. Requirements

C.O.M. yardage requirements listed above are based on plain goods 54" wide. If less than 54" wide or fabrics requiring matching (stripes, plaids, prints, large patterns), additional yardage will be needed. Consult C.O.M. matrix for additional yardage needed. For C.O.M. fabric sent to KI-High Point on multiple rolls, add an additional yard of fabric per roll to the yardage requirements.

C.O.L. Requirements

Figure 18 sq. ft. of leather (C.O.L.) for each yard shown (i.e., 4.75 x 18 = 85.5 sq ft).

Contrasting Upholstery

When contrasting fabric is chosen, price at highest in-grade.

Minimum Fabric/Leather Quantity

Minimum order for fabric is 1 yard. Minimum order for leather is 1 hide (approximately 50 sq. ft).

SPECIAL SERVICES

Special Carton Marking

With specially marked information N/C

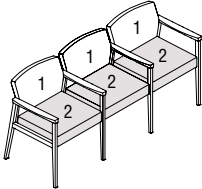

Shipping

Ships **assembled, FOB High Point, NC 27263, freight prepaid.** Freight class 175

Specifications and prices are subject to change without prior notice.

Affina®

Multiple Seating

	Features	COM	MODEL NUMBER								Approx. Packaged Weight	
			Basic Model	Table Connect	Non-Contrast or Fabric Contrast 1	Fabric Contrast 2	Wood Finish	Arm Cap	Glide Option	Moisture Barrier		
	Non-contrast	3.75 yd	AAOCCC/NC	<input type="checkbox"/> <input type="checkbox"/> <input type="checkbox"/> <input type="checkbox"/>	<input type="checkbox"/> <input type="checkbox"/> <input type="checkbox"/> <input type="checkbox"/>			<input type="checkbox"/> <input type="checkbox"/> <input type="checkbox"/>	<input type="checkbox"/> <input type="checkbox"/> <input type="checkbox"/>	<input type="checkbox"/> <input type="checkbox"/>	<input type="checkbox"/> <input type="checkbox"/> <input type="checkbox"/>	105.0#
	Contrast		AAOCCC/FC	<input type="checkbox"/> <input type="checkbox"/> <input type="checkbox"/> <input type="checkbox"/>	<input type="checkbox"/> <input type="checkbox"/> <input type="checkbox"/> <input type="checkbox"/>	<input type="checkbox"/> <input type="checkbox"/> <input type="checkbox"/> <input type="checkbox"/>		<input type="checkbox"/> <input type="checkbox"/> <input type="checkbox"/>	<input type="checkbox"/> <input type="checkbox"/> <input type="checkbox"/>	<input type="checkbox"/> <input type="checkbox"/>	<input type="checkbox"/> <input type="checkbox"/> <input type="checkbox"/>	105.0#
<p>AFMS</p> <p>Three Seat (Open Arm)</p> <ul style="list-style-type: none"> • 1 = Back (Fabric Contrast 1) C.O.M. = 2.5 yd • 2 = Seat (Fabric Contrast 2) C.O.M. = 1.75 yd 												
	Non-contrast	5.5 yd	AAPCCC/NC	<input type="checkbox"/> <input type="checkbox"/> <input type="checkbox"/> <input type="checkbox"/>	<input type="checkbox"/> <input type="checkbox"/> <input type="checkbox"/> <input type="checkbox"/>			<input type="checkbox"/> <input type="checkbox"/> <input type="checkbox"/>	<input type="checkbox"/> <input type="checkbox"/> <input type="checkbox"/>	<input type="checkbox"/> <input type="checkbox"/>	<input type="checkbox"/> <input type="checkbox"/> <input type="checkbox"/>	110.0#
	Contrast		AAPCCC/FC	<input type="checkbox"/> <input type="checkbox"/> <input type="checkbox"/> <input type="checkbox"/>	<input type="checkbox"/> <input type="checkbox"/> <input type="checkbox"/> <input type="checkbox"/>	<input type="checkbox"/> <input type="checkbox"/> <input type="checkbox"/> <input type="checkbox"/>		<input type="checkbox"/> <input type="checkbox"/> <input type="checkbox"/>	<input type="checkbox"/> <input type="checkbox"/> <input type="checkbox"/>	<input type="checkbox"/> <input type="checkbox"/>	<input type="checkbox"/> <input type="checkbox"/> <input type="checkbox"/>	110.0#
<p>AFMS</p> <p>Three Seat (Closed Arm)</p> <ul style="list-style-type: none"> • 1 = Back and arms (Fabric Contrast 1) C.O.M. = 4 yd • 2 = Seat (Fabric Contrast 2) C.O.M. = 1.75 yd 												
			A	B	C	D	E	F	G	H		

HOW TO ORDER

Indicate the following information on order form:

1. Quantity of each item.
2. Model number, including options. See "How To Build a Model Number".
3. Any special service required.

Note: • The indicates that a choice is required.

- The absence of the indicates that no choice is required.
- Alpha-numeric characters in place of indicate that no other alternatives are available.

HOW TO BUILD A MODEL NUMBER

A Select basic model.

B Select table connection.

- NT** - No connecting table
- LT** - Left connecting table
- RT** - Right connecting table
- LTRT** - Left and Right connecting table

Left connector = right side when seated.
Right connector = left side when seated.

C Select non-contrast or fabric contrast 1. Refer to the **KI Color Addendum** or **KI Fabrics & Finishes binder**.

D Select fabric contrast 2. Refer to the **KI Color Addendum** or **KI Fabrics & Finishes binder**.

E Select wood finish color. Refer to the **KI Color Addendum** or **KI Fabrics & Finishes binder**. For Kensington Maple add upcharge.

F Select armcaps.

- WAC** - Wood armcaps
 - PAC** - Black poly; add \$354
- Upcharge for four armcaps.

G Select glide option.

- NG** - Nylon glides
- PG** - Polycarbonate glides
- RG** - Rubber glides
- FG** - Felt glides

H Select moisture barrier.

- MB** - Moisture barrier
 - NMB** - No moisture barrier
- See pricing column for moisture barrier upcharge.



Grade C.O.M.	Grade C	Grade D	Grade E & C.O.L.	Grade F	Grade G	Grade H	Grade I	Grade J	Grade K	Grade L Leather	Grade M Leather	Moisture Barrier add to list price
\$ 2695	\$ 2836	\$ 2873	\$ 2917	\$ 2947	\$ 3007	\$ 3065	\$ 3139	\$ 3288	\$ 3435	\$ 3583	\$ 3879	\$ 149
2800	2940	2978	3021	3051	3111	3169	3244	3392	3540	3688	3984	149
\$ 3046	\$ 3204	\$ 3247	\$ 3298	\$ 3331	\$ 3398	\$ 3465	\$ 3549	\$ 3717	\$ 3884	\$ 4052	\$ 4387	\$ 149
3151	3309	3351	3402	3435	3502	3569	3654	3821	3989	4157	4492	149

KENSINGTON MAPLE UPCHARGE

Kensington Maple requires extended leadtimes.

Model	
AAOC/NC	\$48
AAOC/FC	\$48
AAOCC/NC	\$88
AAOCC/FC	\$88
AAOCCC/NC	\$118
AAOCCC/FC	\$118
AAPC/NC	\$48
AAPC/FC	\$48
AAPCC/NC	\$88
AAPCC/FC	\$88
AAPCCC/NC	\$118
AAPCCC/FC	\$118
AO33/NC	\$69
AO33/FC	\$69

INFORMATION
C.O.M. and C.O.L. Requirements

C.O.M. yardage requirements listed above are based on plain goods 54" wide. If less than 54" wide or fabrics requiring matching (stripes, plaids, prints, large patterns), additional yardage will be needed. Consult C.O.M. matrix for additional yardage needed. For C.O.M. fabric sent to KI-High Point on multiple rolls, add an additional yard of fabric per roll to the yardage requirements.

C.O.L. Requirements

Figure 18 sq. ft. of leather (C.O.L.) for each yard shown (i.e., 4.75 x 18 = 85.5 sq ft).

Contrasting Upholstery

When contrasting fabric is chosen, price at highest in-grade.

Minimum Fabric/Leather Quantity

Minimum order for fabric is 1 yard. Minimum order for leather is 1 hide (approximately 50 sq. ft).

SPECIAL SERVICES
Special Carton Marking

With specially marked information N/C

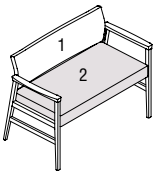
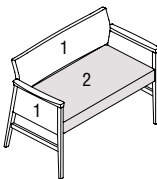
Shipping

Ships **assembled, FOB High Point, NC 27263, freight prepaid.** Freight class 175

Specifications and prices are subject to change without prior notice.

Affina®

Multiple Seating

			MODEL NUMBER								Approx. Packaged Weight
Features	COM	Basic Model	Table Connect	Non-Contrast or Fabric Contrast 1	Fabric Contrast 2	Wood Finish	Arm Cap	Glide Option	Moisture Barrier		
	Non-contrast	2.5 yd	A033/NC	<input type="checkbox"/> <input type="checkbox"/> <input type="checkbox"/> <input type="checkbox"/>	<input type="checkbox"/> <input type="checkbox"/> <input type="checkbox"/> <input type="checkbox"/>		<input type="checkbox"/> <input type="checkbox"/> <input type="checkbox"/>	<input type="checkbox"/> <input type="checkbox"/> <input type="checkbox"/>	<input type="checkbox"/> <input type="checkbox"/>	<input type="checkbox"/> <input type="checkbox"/> <input type="checkbox"/> <input type="checkbox"/>	70.0#
	Contrast		A033/FC	<input type="checkbox"/> <input type="checkbox"/> <input type="checkbox"/> <input type="checkbox"/>	<input type="checkbox"/> <input type="checkbox"/> <input type="checkbox"/> <input type="checkbox"/>	<input type="checkbox"/> <input type="checkbox"/> <input type="checkbox"/> <input type="checkbox"/>	<input type="checkbox"/> <input type="checkbox"/> <input type="checkbox"/>	<input type="checkbox"/> <input type="checkbox"/> <input type="checkbox"/>	<input type="checkbox"/> <input type="checkbox"/>	<input type="checkbox"/> <input type="checkbox"/> <input type="checkbox"/> <input type="checkbox"/>	70.0#
AFMS											
Loveseat (Open Arm)											
<ul style="list-style-type: none"> • 1 = Back (Fabric Contrast 1) C.O.M. = 1.75 yd • 2 = Seat (Fabric Contrast 2) C.O.M. = 1 yd 											
	Non-contrast	3.5 yd	AP33/NC	<input type="checkbox"/> <input type="checkbox"/> <input type="checkbox"/> <input type="checkbox"/>	<input type="checkbox"/> <input type="checkbox"/> <input type="checkbox"/> <input type="checkbox"/>		<input type="checkbox"/> <input type="checkbox"/> <input type="checkbox"/>	<input type="checkbox"/> <input type="checkbox"/> <input type="checkbox"/>	<input type="checkbox"/> <input type="checkbox"/>	<input type="checkbox"/> <input type="checkbox"/> <input type="checkbox"/> <input type="checkbox"/>	75.0#
	Contrast		AP33/FC	<input type="checkbox"/> <input type="checkbox"/> <input type="checkbox"/> <input type="checkbox"/>	<input type="checkbox"/> <input type="checkbox"/> <input type="checkbox"/> <input type="checkbox"/>	<input type="checkbox"/> <input type="checkbox"/> <input type="checkbox"/> <input type="checkbox"/>	<input type="checkbox"/> <input type="checkbox"/> <input type="checkbox"/>	<input type="checkbox"/> <input type="checkbox"/> <input type="checkbox"/>	<input type="checkbox"/> <input type="checkbox"/>	<input type="checkbox"/> <input type="checkbox"/> <input type="checkbox"/> <input type="checkbox"/>	75.0#
AFMS											
Loveseat (Closed Arm)											
<ul style="list-style-type: none"> • 1 = Back and arms (Fabric Contrast 1) C.O.M. = 2.25 yd • 2 = Seat (Fabric Contrast 2) C.O.M. = 1 yd 											
			A	B	C	D	E	F	G	H	

HOW TO ORDER

Indicate the following information on order form:

- Quantity of each item.
- Model number, including options. See "How To Build a Model Number".
- Any special service required.

Note: • The indicates that a choice is required.

- The absence of the indicates that no choice is required.
- Alpha-numeric characters in place of indicate that no other alternatives are available.

HOW TO BUILD A MODEL NUMBER

A Select basic model.

B Select table connection.

- NT** - No connecting table
- LT** - Left connecting table
- RT** - Right connecting table
- LTRT** - Left and Right connecting table

Left connector = right side when seated.
Right connector = left side when seated.

C Select non-contrast or fabric contrast 1. Refer to the **KI Color Addendum** or **KI Fabrics & Finishes binder**.

D Select fabric contrast 2. Refer to the **KI Color Addendum** or **KI Fabrics & Finishes binder**.

E Select wood finish color. Refer to the **KI Color Addendum** or **KI Fabrics & Finishes binder**. For Kensington Maple add upcharge.

F Select armcaps.

- WAC** - Wood armcaps
- PAC** - Black poly (pair); add \$177

G Select glide option.

- NG** - Nylon glides
- PG** - Polycarbonate glides
- RG** - Rubber glides
- FG** - Felt glides

H Select moisture barrier.

- MB** - Moisture barrier
 - NMB** - No moisture barrier
- See pricing column for moisture barrier upcharge.



Grade C.O.M.	Grade C	Grade D	Grade E & C.O.L.	Grade F	Grade G	Grade H	Grade I	Grade J	Grade K	Grade L Leather	Grade M Leather	Moisture Barrier add to list price
\$ 1487	\$ 1580	\$ 1605	\$ 1635	\$ 1655	\$ 1694	\$ 1734	\$ 1782	\$ 1882	\$ 1981	\$ 2079	\$ 2276	\$ 122
1557	1650	1675	1705	1724	1764	1803	1852	1951	2050	2148	2345	122
\$ 1615	\$ 1746	\$ 1781	\$ 1823	\$ 1851	\$ 1905	\$ 1960	\$ 2030	\$ 2168	\$ 2306	\$ 2445	\$ 2721	\$ 122
1684	1815	1851	1892	1920	1975	2030	2099	2238	2375	2514	2790	122

KENSINGTON MAPLE UPCHARGE

Kensington Maple requires extended leadtimes.

Model	
AAOC/NC	\$48
AAOC/FC	\$48
AAOCC/NC	\$88
AAOCC/FC	\$88
AAOCCC/NC	\$118
AAOCCC/FC	\$118
AAPC/NC	\$48
AAPC/FC	\$48
AAPCC/NC	\$88
AAPCC/FC	\$88
AAPCCC/NC	\$118
AAPCCC/FC	\$118
AO33/NC	\$69
AO33/FC	\$69

INFORMATION

C.O.M. and C.O.L. Requirements

C.O.M. yardage requirements listed above are based on plain goods 54" wide. If less than 54" wide or fabrics requiring matching (stripes, plaids, prints, large patterns), additional yardage will be needed. Consult C.O.M. matrix for additional yardage needed. For C.O.M. fabric sent to KI-High Point on multiple rolls, add an additional yard of fabric per roll to the yardage requirements.

C.O.L. Requirements

Figure 18 sq. ft. of leather (C.O.L.) for each yard shown (i.e., 4.75 x 18 = 85.5 sq ft).

Contrasting Upholstery

When contrasting fabric is chosen, price at highest in-grade.

Minimum Fabric/Leather Quantity

Minimum order for fabric is 1 yard. Minimum order for leather is 1 hide (approximately 50 sq. ft).

SPECIAL SERVICES

Special Carton Marking

With specially marked information N/C

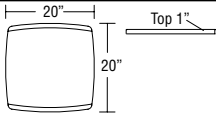
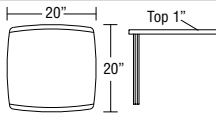
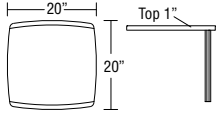
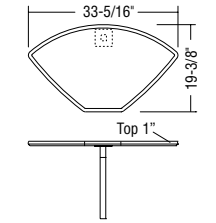
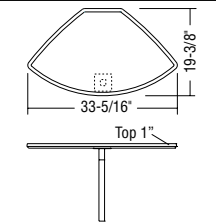
Shipping

Ships **assembled, FOB High Point, NC 27263, freight prepaid.** Freight class 175

Specifications and prices are subject to change without prior notice.

Affina®

Connecting Tables

MODEL	Features	W x D	MODEL NUMBER			Approx. Packaged Weight
			Basic Model	Wood Finish	Laminate Color	
 <p>Center Connection Table • 17" height</p>	Laminate Top	20 x 20"	AC.L	<input type="checkbox"/> <input type="checkbox"/> <input type="checkbox"/>	<input type="checkbox"/> <input type="checkbox"/> <input type="checkbox"/>	0.0#
	Veneer Top	20 x 20"	AC.V	<input type="checkbox"/> <input type="checkbox"/> <input type="checkbox"/>		0.0#
AFCT						
 <p>End Table-Left • 17" height</p>	Laminate Top	20 x 20"	ACE.L.L	<input type="checkbox"/> <input type="checkbox"/> <input type="checkbox"/>	<input type="checkbox"/> <input type="checkbox"/> <input type="checkbox"/>	0.0#
	Veneer Top	20 x 20"	ACE.L.V	<input type="checkbox"/> <input type="checkbox"/> <input type="checkbox"/>		0.0#
AFCT						
 <p>End Table-Right • 17" height</p>	Laminate Top	20 x 20"	ACE.R.L	<input type="checkbox"/> <input type="checkbox"/> <input type="checkbox"/>	<input type="checkbox"/> <input type="checkbox"/> <input type="checkbox"/>	0.0#
	Veneer Top	20 x 20"	ACE.R.V	<input type="checkbox"/> <input type="checkbox"/> <input type="checkbox"/>		0.0#
AFCT						
 <p>90 Degree Connector Table-Inside • 17" height</p>	Laminate Top		AC90.I.L	<input type="checkbox"/> <input type="checkbox"/> <input type="checkbox"/>	<input type="checkbox"/> <input type="checkbox"/> <input type="checkbox"/>	0.0#
	Veneer Top		AC90.I.V	<input type="checkbox"/> <input type="checkbox"/> <input type="checkbox"/>		0.0#
AFCT						
 <p>90 Degree Connector Table-Outside • 17" height</p>	Laminate Top		AC90.O.L	<input type="checkbox"/> <input type="checkbox"/> <input type="checkbox"/>	<input type="checkbox"/> <input type="checkbox"/> <input type="checkbox"/>	0.0#
	Veneer Top		AC90.O.V	<input type="checkbox"/> <input type="checkbox"/> <input type="checkbox"/>		0.0#
AFCT						

A **B** **C**

HOW TO ORDER

Indicate the following information on order form:

- Quantity of each item.
- Model number, including options. See "How To Build a Model Number".
- Any special service required.

Note: • The indicates that a choice is required.

- The absence of the indicates that no choice is required.
- Alpha-numeric characters in place of indicate that no other alternatives are available.

HOW TO BUILD A MODEL NUMBER

- Select basic model.
- Select wood finish color.
Refer to the **KI Color Addendum** or **KI Fabrics & Finishes binder**.
For Kensington Maple add upcharge.
- Select laminate color.
Refer to the **KI Color Addendum** or **KI Fabrics & Finishes binder**.



Delivered Pricing

\$ 347
736

\$ 400
865

\$ 400
865

\$ 304
927

\$ 304
927

KENSINGTON MAPLE UPCHARGE

Kensington Maple Upcharge

Kensington Maple requires extended leadtimes.

Model

AC.L	\$39
AC.V	\$39
ACE.L.L	\$57
ACE.L.V	\$57
ACE.R.L	\$57
ACE.R.V	\$57
AC90.I.L	\$67
AC90.I.V	\$67
AC90.O.L	\$67
AC90.O.V	\$67

Construction

Constructed of kiln-dried hardwood and veneers.

SPECIAL SERVICES

Special Carton Marking

With specially marked information N/C

Shipping

Ships **assembled, FOB High Point, NC 27263, freight prepaid.** Freight class 175

Specifications and prices are subject to change without prior notice.

Affina®

Lobby and Lounge Seating General Information



**Low Back Armless
Lounge
(3323A)**

**Low Back Armless
Loveseat
(3333A)**

**Low Back Armless
Sofa
(3343A)**

**Low Back Open Arm
Lounge
(3323)**

**Low Back Open Arm
Loveseat
(3333)**

**Low Back Open Arm
Sofa
(3343)**

General Dimensions

Seat width	27-1/2"	52"	75"	27-1/2"	52"	75"
Seat depth	20-1/2"	19"	19"	20-1/2"	19"	19"
Seat height	18"	18"	18"	18"	18"	18"
Arm width				3"	3"	3"
Arm height				28"	28"	28"

Overall Dimensions

Width	27-1/2"	52"	75"	32"	56"	79"
Depth	27"	27"	27"	29"	29"	29"
Height	33"	33"	33"	33"	33"	33"

UPHOLSTERY INFORMATION

C.O.M. Fabric

For C.O.M. fabric sent to KI-High Point on multiple rolls, add an additional yard of fabric per roll to the yardage requirements. Multiple rolls have shorter pieces of fabric on them and do not allow nesting and stacking of the fabric to achieve the best yield as is done with one large roll. This results in yardage shortages and requests for additional fabric from the client, which can delay an order. For each roll that is sent, one yard needs to be added to one of the rolls, not separately.

Fabric Disclaimer

Fabric will be applied as swatched by the fabric manufacturer. Fabric that is required to be applied differently than is swatched will need a Special Cost Request written specifying the direction the fabric is to be applied. The posted standard lead time will apply to the Special Cost Request.

FINISH INFORMATION

SPECIAL FINISH MATCHES

KI can match special finish requests at an upcharge of \$70 List per item, up to 12 or a maximum charge of \$847 List per order per color. Special finish requests must be sent to your KI customer service representative.

Upon receipt from KI, the finishing department will prepare a "strike-off" which will be sent to the customer for approval.

The approval form accompanying the strike-off should be faxed to your KI customer service representative. Upon receipt of the signed approval form, KI will proceed with the order. Disapproved samples may be sent back to KI directly with an explanation of disapproval. A Special Finish Number (SFN) will be assigned to this finish sample for future reference or reorders



**Low Back Closed Arm
Lounge
(3123)**

**Low Back Closed Arm
Loveseat
(3133)**

**Low Back Closed Arm
Sofa
(3143)**

General Dimensions			
Seat width	23-1/2"	48"	70"
Seat depth	19"	19"	19"
Seat height	18"	18"	18"
Arm width	4"	4"	4"
Arm height	26-1/2"	26-1/2"	26-1/2"
Overall Dimensions			
Width	31-1/2"	54"	79"
Depth	28-1/2"	27"	27"
Height	31-1/2"	31-1/2"	31-1/2"

INFORMATION

Warranty

Refer to KI Terms & Conditions document or visit ki.com

Affina®

Lobby and Lounge Seating General Information



**High Back Armless
Lounge
(3023A)**

**High Back Armless
Loveseat
(3033A)**

**High Back Armless
Sofa
(3043A)**

**High Back Open Arm
Lounge
(3023)**

**High Back Open Arm
Loveseat
(3033)**

**High Back Open Arm
Sofa
(3043)**

General Dimensions

Seat width	27-1/2"	52"	75"	27"	52"	75"
Seat depth	20-1/2"	19"	19"	20-1/2"	19"	19"
Seat height	18"	18"	18"	18"	18"	18"
Arm width				3"	3"	3"
Arm height				28"	28"	28"

Overall Dimensions

Width	27-1/2"	52"	75"	32"	57"	80"
Depth	32"	31"	31"	32"	31"	31"
Height	43"	43"	43"	43"	43"	43"



**High Back Armless
Lounge with Wings
(3023A/WWB)**

**High Back Armless
Loveseat with Wings
(3033A/WWB)**

**High Back Armless
Sofa with Wings
(3043A/WWB)**

UPHOLSTERY INFORMATION

C.O.M. Fabric

For C.O.M. fabric sent to KI-High Point on multiple rolls, add an additional yard of fabric per roll to the yardage requirements. Multiple rolls have shorter pieces of fabric on them and do not allow nesting and stacking of the fabric to achieve the best yield as is done with one large roll. This results in yardage shortages and requests for additional fabric from the client, which can delay an order. For each roll that is sent, one yard needs to be added to one of the rolls, not separately.

Fabric Disclaimer

Fabric will be applied as swatched by the fabric manufacturer. Fabric that is required to be applied differently than is swatched will need a Special Cost Request written specifying the direction the fabric is to be applied. The posted standard lead time will apply to the Special Cost Request.

FINISH INFORMATION

SPECIAL FINISH MATCHES

KI can match special finish requests at an upcharge of \$70 List per item, up to 12 or a maximum charge of \$847 List per order per color. Special finish requests must be sent to your KI customer service representative.

Upon receipt from KI, the finishing department will prepare a "strike-off" which will be sent to the customer for approval.

The approval form accompanying the strike-off should be faxed to your KI customer service representative. Upon receipt of the signed approval form, KI will proceed with the order. Disapproved samples may be sent back to KI directly with an explanation of disapproval. A Special Finish Number (SFN) will be assigned to this finish sample for future reference or reorders.



**High Back Closed Arm
Lounge
(3223)**

**High Back Closed Arm
Loveseat
(3233)**

**High Back Closed Arm
Sofa
(3243)**

General Dimensions

Seat width	23-1/2"	48"	70"
Seat depth	19"	19"	19"
Seat height	18"	18"	18"
Arm width	4"	4"	4"
Arm height	26-1/2"	26-1/2"	26-1/2"

Overall Dimensions

Width	31-1/2"	54"	79"
Depth	31"	30"	30"
Height	43"	43"	43"



**High Back Closed Arm
Lounge with Wings
(3223/WWB)**

**High Back Closed Arm
Loveseat with Wings
(3233/WWB)**

**High Back Closed Arm
Sofa with Wings
(3243/WWB)**

INFORMATION

Warranty

Refer to KI Terms & Conditions document or visit ki.com

Affina®

Lobby and Lounge Seating General Information



Rectangle End Table - 16" High
(9704/9708)



Rectangle End Table - 22" High
(9701/9705)



Square Lamp Table
(9702/9706)



Rectangular Coffee Table
(9703/9707)

Overall Dimensions

Width	20"	20"	24"	42"
Depth	24"	24"	24"	24"
Height	16"	22"	22"	16"

FINISH INFORMATION

SPECIAL FINISH MATCHES

KI can match special finish requests at an upcharge of \$70 List per item, up to 12 or a maximum charge of \$847 List per order per color. Special finish requests must be sent to your KI customer service representative.

Upon receipt from KI, the finishing department will prepare a "strike-off" which will be sent to the customer for approval.

The approval form accompanying the strike-off should be faxed to your KI customer service representative. Upon receipt of the signed approval form, KI will proceed with the order. Disapproved samples may be sent back to KI directly with an explanation of disapproval. A Special Finish Number (SFN) will be assigned to this finish sample for future reference or reorders.




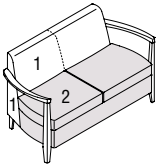
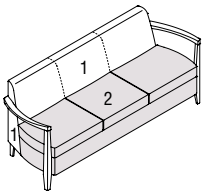
INFORMATION

Warranty

Refer to KI Terms & Conditions document
or visit ki.com

Affina®

Lobby and Lounge Seating

	Features	COM	MODEL NUMBER							Approx. Packaged Weight
			Basic Model	Non-Contrast or Fabric Contrast 1	Fabric Contrast 2	Wood Finish	Glide Option	Wallsaver Feet	Moisture Barrier	
	Non-contrast	3.5 yds	3323/NC	<input type="checkbox"/> <input type="checkbox"/> <input type="checkbox"/> <input type="checkbox"/>		<input type="checkbox"/> <input type="checkbox"/> <input type="checkbox"/>	<input type="checkbox"/>	<input type="checkbox"/> <input type="checkbox"/> <input type="checkbox"/>	<input type="checkbox"/> <input type="checkbox"/> <input type="checkbox"/>	75.0#
	Contrast		3323/FC	<input type="checkbox"/> <input type="checkbox"/> <input type="checkbox"/> <input type="checkbox"/>	<input type="checkbox"/> <input type="checkbox"/> <input type="checkbox"/> <input type="checkbox"/>	<input type="checkbox"/> <input type="checkbox"/> <input type="checkbox"/>	<input type="checkbox"/>	<input type="checkbox"/> <input type="checkbox"/> <input type="checkbox"/>	<input type="checkbox"/> <input type="checkbox"/> <input type="checkbox"/>	75.0#
<p>AFLS</p> <p>Low Back Lounge Chair (Open Arm)</p> <ul style="list-style-type: none"> • 1 = Back and side panels (Fabric Contrast 1) C.O.M. = 1.75 yd • 2 = Seat (Fabric Contrast 2) C.O.M. = 1.5 yd 										
	Non-contrast	5.25 yds	3333/NC	<input type="checkbox"/> <input type="checkbox"/> <input type="checkbox"/> <input type="checkbox"/>		<input type="checkbox"/> <input type="checkbox"/> <input type="checkbox"/>	<input type="checkbox"/>	<input type="checkbox"/> <input type="checkbox"/> <input type="checkbox"/>	<input type="checkbox"/> <input type="checkbox"/> <input type="checkbox"/>	105.0#
	Contrast		3333/FC	<input type="checkbox"/> <input type="checkbox"/> <input type="checkbox"/> <input type="checkbox"/>	<input type="checkbox"/> <input type="checkbox"/> <input type="checkbox"/> <input type="checkbox"/>	<input type="checkbox"/> <input type="checkbox"/> <input type="checkbox"/>	<input type="checkbox"/>	<input type="checkbox"/> <input type="checkbox"/> <input type="checkbox"/>	<input type="checkbox"/> <input type="checkbox"/> <input type="checkbox"/>	105.0#
<p>AFLS</p> <p>Low Back Loveseat (Open Arm)</p> <ul style="list-style-type: none"> • 1 = Back and side panels (Fabric Contrast 1) C.O.M. = 2.5 yd • 2 = Seat (Fabric Contrast 2) C.O.M. = 2.5 yd 										
	Non-contrast	7.25 yds	3343/NC	<input type="checkbox"/> <input type="checkbox"/> <input type="checkbox"/> <input type="checkbox"/>		<input type="checkbox"/> <input type="checkbox"/> <input type="checkbox"/>	<input type="checkbox"/>	<input type="checkbox"/> <input type="checkbox"/> <input type="checkbox"/>	<input type="checkbox"/> <input type="checkbox"/> <input type="checkbox"/>	140.0#
	Contrast		3343/FC	<input type="checkbox"/> <input type="checkbox"/> <input type="checkbox"/> <input type="checkbox"/>	<input type="checkbox"/> <input type="checkbox"/> <input type="checkbox"/> <input type="checkbox"/>	<input type="checkbox"/> <input type="checkbox"/> <input type="checkbox"/>	<input type="checkbox"/>	<input type="checkbox"/> <input type="checkbox"/> <input type="checkbox"/>	<input type="checkbox"/> <input type="checkbox"/> <input type="checkbox"/>	140.0#
<p>AFLS</p> <p>Low Back Sofa (Open Arm)</p> <ul style="list-style-type: none"> • 1 = Back and side panels (Fabric Contrast 1) C.O.M. = 3.5 yd • 2 = Seat (Fabric Contrast 2) C.O.M. = 3.5 yd 										
			A	B	C	D	E	F	G	

HOW TO ORDER

Indicate the following information on order form:

1. Quantity of each item.
2. Model number, including options. See "How To Build a Model Number".
3. Any special service required.

Note: • The indicates that a choice is required.

- The absence of the indicates that no choice is required.
- Alpha-numeric characters in place of indicate that no other alternatives are available.

HOW TO BUILD A MODEL NUMBER

A Select basic model.

B Select non-contrast or fabric contrast 1. Refer to the **KI Color Addendum** or **KI Fabrics & Finishes binder**.

C Select fabric contrast 2. Refer to the **KI Color Addendum** or **KI Fabrics & Finishes binder**.

D Select wood finish color. Refer to the **KI Color Addendum** or **KI Fabrics & Finishes binder**. For Kensington Maple add upcharge.

E Select glide option.

NG	- Nylon glides
PG	- Polycarbonate glides
RG	- Rubber glides
FG	- Felt glides

F Select wallsaver feet.

NWF	- No wallsaver feet
WWF	- Wallsaver feet; add \$27

G Select moisture barrier.

MB	- Moisture barrier
NMB	- No moisture barrier

See pricing column for moisture barrier upcharge.



Grade C.O.M.	Grade C	Grade D	Grade E & C.O.L.	Grade F	Grade G	Grade H	Grade I	Grade J	Grade K	Grade L Leather	Grade M Leather	Moisture Barrier add to list price
\$ 2204	\$ 2391	\$ 2442	\$ 2500	\$ 2539	\$ 2619	\$ 2697	\$ 2797	\$ 2993	\$ 3191	\$ 3388	\$ 3783	\$ 154
2258	2446	2495	2554	2594	2672	2751	2850	3048	3245	3442	3838	154

\$ 2525	\$ 2826	\$ 2904	\$ 2998	\$ 3062	\$ 3189	\$ 3314	\$ 3473	\$ 3789	\$ 4105	\$ 4419	\$ 5052	\$ 186
2608	2908	2987	3082	3145	3272	3398	3556	3872	4188	4503	5136	186

\$ 3015	\$ 3390	\$ 3488	\$ 3608	\$ 3687	\$ 3844	\$ 4002	\$ 4199	\$ 4594	\$ 4989	\$ 5384	\$ 6174	\$ 203
3119	3494	3592	3712	3791	3949	4107	4304	4699	5093	5488	6278	203

KENSINGTON MAPLE UPCHARGE

Kensington Maple requires extended leadtimes.

Model			
3323A	\$17	3023A	\$17
3333A	\$17	3033A	\$17
3343A	\$17	3043A	\$17
3323	\$85	3023	\$85
3333	\$85	3033	\$85
3343	\$85	3043	\$85
3123	\$38	3223	\$38
3133	\$38	3233	\$38
3143	\$38	3243	\$38

MOISTURE BARRIER UPCHARGE

To order with moisture barrier add /MB to the model number and add upcharge.

SPECIAL SERVICES
Special Carton Marking

With specially marked information N/C

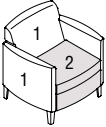
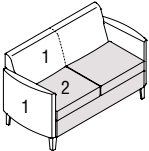
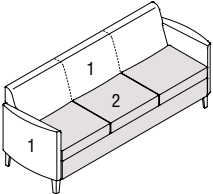
Shipping

Ships **assembled, FOB High Point, NC 27263, freight prepaid.** Freight class 175

Specifications and prices are subject to change without prior notice.

Affina®

Lobby and Lounge Seating

	Features	COM	MODEL NUMBER									
			Basic Model	Non-Contrast or Fabric Contrast 1	Fabric Contrast 2	Arm Cap	Wood Finish	Glide Option	Wallsaver Feet	Leg Option	Moisture Barrier	
	Non-contrast	4.5 yd	3123/NC	<input type="checkbox"/> <input type="checkbox"/> <input type="checkbox"/> <input type="checkbox"/>		<input type="checkbox"/> <input type="checkbox"/>	<input type="checkbox"/> <input type="checkbox"/> <input type="checkbox"/> <input type="checkbox"/>	<input type="checkbox"/> <input type="checkbox"/>	<input type="checkbox"/> <input type="checkbox"/> <input type="checkbox"/> <input type="checkbox"/>		<input type="checkbox"/> <input type="checkbox"/> <input type="checkbox"/> <input type="checkbox"/>	
	Contrast		3123/FC	<input type="checkbox"/> <input type="checkbox"/> <input type="checkbox"/> <input type="checkbox"/>	<input type="checkbox"/> <input type="checkbox"/> <input type="checkbox"/> <input type="checkbox"/>	<input type="checkbox"/> <input type="checkbox"/>	<input type="checkbox"/> <input type="checkbox"/> <input type="checkbox"/> <input type="checkbox"/>	<input type="checkbox"/> <input type="checkbox"/>	<input type="checkbox"/> <input type="checkbox"/> <input type="checkbox"/> <input type="checkbox"/>		<input type="checkbox"/> <input type="checkbox"/> <input type="checkbox"/> <input type="checkbox"/>	
<p>AFLS</p> <p>Low Back Lounge Chair (Closed Arm)</p> <ul style="list-style-type: none"> 1 = Back and side panels (Fabric Contrast 1) C.O.M. = 4 yd 2 = Seat (Fabric Contrast 2) C.O.M. = 1.25 yd 												
	Non-contrast	6.5 yd	3133/NC	<input type="checkbox"/> <input type="checkbox"/> <input type="checkbox"/> <input type="checkbox"/>		<input type="checkbox"/> <input type="checkbox"/>	<input type="checkbox"/> <input type="checkbox"/> <input type="checkbox"/> <input type="checkbox"/>	<input type="checkbox"/> <input type="checkbox"/>	<input type="checkbox"/> <input type="checkbox"/> <input type="checkbox"/> <input type="checkbox"/>	<input type="checkbox"/> <input type="checkbox"/> <input type="checkbox"/> <input type="checkbox"/>	<input type="checkbox"/> <input type="checkbox"/> <input type="checkbox"/> <input type="checkbox"/>	
	Contrast		3133/FC	<input type="checkbox"/> <input type="checkbox"/> <input type="checkbox"/> <input type="checkbox"/>	<input type="checkbox"/> <input type="checkbox"/> <input type="checkbox"/> <input type="checkbox"/>	<input type="checkbox"/> <input type="checkbox"/>	<input type="checkbox"/> <input type="checkbox"/> <input type="checkbox"/> <input type="checkbox"/>	<input type="checkbox"/> <input type="checkbox"/>	<input type="checkbox"/> <input type="checkbox"/> <input type="checkbox"/> <input type="checkbox"/>	<input type="checkbox"/> <input type="checkbox"/> <input type="checkbox"/> <input type="checkbox"/>	<input type="checkbox"/> <input type="checkbox"/> <input type="checkbox"/> <input type="checkbox"/>	
<p>AFLS</p> <p>Low Back Loveseat (Closed Arm)</p> <ul style="list-style-type: none"> 1 = Back and side panels (Fabric Contrast 1) C.O.M. = 4.5 yd 2 = Seat (Fabric Contrast 2) C.O.M. = 2.25 yd 												
	Non-contrast	8.25 yd	3143/NC	<input type="checkbox"/> <input type="checkbox"/> <input type="checkbox"/> <input type="checkbox"/>		<input type="checkbox"/> <input type="checkbox"/>	<input type="checkbox"/> <input type="checkbox"/> <input type="checkbox"/> <input type="checkbox"/>	<input type="checkbox"/> <input type="checkbox"/>	<input type="checkbox"/> <input type="checkbox"/> <input type="checkbox"/> <input type="checkbox"/>		<input type="checkbox"/> <input type="checkbox"/> <input type="checkbox"/> <input type="checkbox"/>	
	Contrast		3143/FC	<input type="checkbox"/> <input type="checkbox"/> <input type="checkbox"/> <input type="checkbox"/>	<input type="checkbox"/> <input type="checkbox"/> <input type="checkbox"/> <input type="checkbox"/>	<input type="checkbox"/> <input type="checkbox"/>	<input type="checkbox"/> <input type="checkbox"/> <input type="checkbox"/> <input type="checkbox"/>	<input type="checkbox"/> <input type="checkbox"/>	<input type="checkbox"/> <input type="checkbox"/> <input type="checkbox"/> <input type="checkbox"/>		<input type="checkbox"/> <input type="checkbox"/> <input type="checkbox"/> <input type="checkbox"/>	
<p>AFLS</p> <p>Low Back Sofa (Closed Arm)</p> <ul style="list-style-type: none"> 1 = Back and side panels (Fabric Contrast 1) C.O.M. = 5 yd 2 = Seat (Fabric Contrast 2) C.O.M. = 3.25 yd 												
			A	B	C	D	E	F	G	H	I	

HOW TO ORDER

Indicate the following information on order form:

- Quantity of each item.
- Model number, including options. See "How To Build a Model Number".
- Any special service required.

Note: • The indicates that a choice is required.

- The absence of the indicates that no choice is required.
- Alpha-numeric characters in place of indicate that no other alternatives are available.

HOW TO BUILD A MODEL NUMBER

- A** Select basic model.
- B** Select non-contrast or fabric contrast 1. Refer to the **KI Color Addendum** or **KI Fabrics & Finishes binder**.
- C** Select fabric contrast 2. Refer to the **KI Color Addendum** or **KI Fabrics & Finishes binder**.
- D** Select wood armcaps.
 - NAC** - No armcap
 - WAC** - Wood armcaps; add \$213
- E** Select wood finish color. Refer to the **KI Color Addendum** or **KI Fabrics & Finishes binder**. For Kensington Maple add upcharge.

- F** Select glide option.
 - NG** - Nylon glides
 - PG** - Polycarbonate glides
 - RG** - Rubber glides
 - FG** - Felt glides
- G** Select wallsaver feet.
 - NWF** - No wallsaver feet
 - WWF** - Wallsaver feet; add \$27
- H** Select bariatric leg option.
 - BRL** - Bariatric leg; add \$80
 - NBRL** - No Bariatric leg
- I** Select moisture barrier.
 - MB** - Moisture barrier
 - NMB** - No moisture barrier
 See pricing column for moisture barrier upcharge.



Approx. Packaged Weight	Grade C.O.M.	Grade C	Grade D	Grade E & C.O.L.	Grade F	Grade G	Grade H	Grade I	Grade J	Grade K	Grade L Leather	Grade M Leather	Moisture Barrier add to list price
90.0#	\$ 1771	\$ 1940	\$ 1984	\$ 2037	\$ 2072	\$ 2143	\$ 2215	\$ 2304	\$ 2482	\$ 2659	\$ 2837	\$ 3192	\$ 154
90.0#	1825	1993	2038	2092	2127	2198	2270	2358	2536	2713	2891	3246	154

125.0#	\$ 2117	\$ 2417	\$ 2495	\$ 2591	\$ 2654	\$ 2779	\$ 2906	\$ 3064	\$ 3379	\$ 3696	\$ 4012	\$ 4644	\$ 186
125.0#	2199	2500	2579	2673	2737	2863	2989	3147	3462	3779	4094	4727	186

165.0#	\$ 2805	\$ 3180	\$ 3279	\$ 3398	\$ 3477	\$ 3634	\$ 3792	\$ 3989	\$ 4384	\$ 4779	\$ 5174	\$ 5964	\$ 203
165.0#	2909	3284	3383	3502	3581	3738	3897	4093	4489	4883	5279	6068	203

KENSINGTON MAPLE UPCHARGE

Kensington Maple requires extended leadtimes.

Model			
3323A	\$17	3023A	\$17
3333A	\$17	3033A	\$17
3343A	\$17	3043A	\$17
3323	\$85	3023	\$85
3333	\$85	3033	\$85
3343	\$85	3043	\$85
3123	\$38	3223	\$38
3133	\$38	3233	\$38
3143	\$38	3243	\$38

MOISTURE BARRIER UPCHARGE

To order with moisture barrier add /MB to the model number and add upcharge.

SPECIAL SERVICES
Special Carton Marking

With specially marked information N/C

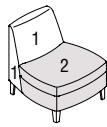
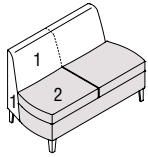
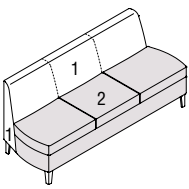
Shipping

Ships **assembled, FOB High Point, NC 27263, freight prepaid.** Freight class 175

Specifications and prices are subject to change without prior notice.

Affina®

Lobby and Lounge Seating

			MODEL NUMBER								Approx. Packaged Weight
Features	COM	Basic Model	Non-Contrast or Fabric Contrast 1	Fabric Contrast 2	Wood Finish	Glide Option	Wallsaver Feet	Leg Option	Moisture Barrier		
	Non-contrast	3 yd	3323A/NC	<input type="checkbox"/> <input type="checkbox"/> <input type="checkbox"/> <input type="checkbox"/>		<input type="checkbox"/> <input type="checkbox"/>	<input type="checkbox"/>	<input type="checkbox"/> <input type="checkbox"/>		<input type="checkbox"/> <input type="checkbox"/> <input type="checkbox"/>	70.0#
	Contrast		3323A/FC	<input type="checkbox"/> <input type="checkbox"/> <input type="checkbox"/> <input type="checkbox"/>	<input type="checkbox"/> <input type="checkbox"/> <input type="checkbox"/> <input type="checkbox"/>	<input type="checkbox"/> <input type="checkbox"/>	<input type="checkbox"/>	<input type="checkbox"/> <input type="checkbox"/>		<input type="checkbox"/> <input type="checkbox"/> <input type="checkbox"/>	70.0#
<p>AFLS</p> <p>Low Back Lounge Chair (Armless)</p> <ul style="list-style-type: none"> 1 = Back and side panels (Fabric Contrast 1) C.O.M. = 1.75 yd 2 = Seat (Fabric Contrast 2) C.O.M. = 1.5 yd 											
	Non-contrast	5.25 yd	3333A/NC	<input type="checkbox"/> <input type="checkbox"/> <input type="checkbox"/> <input type="checkbox"/>		<input type="checkbox"/> <input type="checkbox"/>	<input type="checkbox"/>	<input type="checkbox"/> <input type="checkbox"/>	<input type="checkbox"/> <input type="checkbox"/> <input type="checkbox"/> <input type="checkbox"/>	<input type="checkbox"/> <input type="checkbox"/> <input type="checkbox"/>	100.0#
	Contrast		3333A/FC	<input type="checkbox"/> <input type="checkbox"/> <input type="checkbox"/> <input type="checkbox"/>	<input type="checkbox"/> <input type="checkbox"/> <input type="checkbox"/> <input type="checkbox"/>	<input type="checkbox"/> <input type="checkbox"/>	<input type="checkbox"/>	<input type="checkbox"/> <input type="checkbox"/>	<input type="checkbox"/> <input type="checkbox"/> <input type="checkbox"/> <input type="checkbox"/>	<input type="checkbox"/> <input type="checkbox"/> <input type="checkbox"/>	100.0#
<p>AFLS</p> <p>Low Back Loveseat (Armless)</p> <ul style="list-style-type: none"> 1 = Back and side panels (Fabric Contrast 1) C.O.M. = 2.5 yd 2 = Seat (Fabric Contrast 2) C.O.M. = 2.5 yd 											
	Non-contrast	7.25 yd	3343A/NC	<input type="checkbox"/> <input type="checkbox"/> <input type="checkbox"/> <input type="checkbox"/>		<input type="checkbox"/> <input type="checkbox"/>	<input type="checkbox"/>	<input type="checkbox"/> <input type="checkbox"/>		<input type="checkbox"/> <input type="checkbox"/> <input type="checkbox"/>	120.0#
	Contrast		3343A/FC	<input type="checkbox"/> <input type="checkbox"/> <input type="checkbox"/> <input type="checkbox"/>	<input type="checkbox"/> <input type="checkbox"/> <input type="checkbox"/> <input type="checkbox"/>	<input type="checkbox"/> <input type="checkbox"/>	<input type="checkbox"/>	<input type="checkbox"/> <input type="checkbox"/>		<input type="checkbox"/> <input type="checkbox"/> <input type="checkbox"/> <input type="checkbox"/>	120.0#
<p>AFLS</p> <p>Low Back Sofa (Armless)</p> <ul style="list-style-type: none"> 1 = Back and side panels (Fabric Contrast 1) C.O.M. = 3.5 yd 2 = Seat (Fabric Contrast 2) C.O.M. = 3.5 yd 											
			A	B	C	D	E	F	G	H	

HOW TO ORDER

Indicate the following information on order form:

- Quantity of each item.
- Model number, including options. See "How To Build a Model Number".
- Any special service required.

Note: • The indicates that a choice is required.

- The absence of the indicates that no choice is required.
- Alpha-numeric characters in place of indicate that no other alternatives are available.

HOW TO BUILD A MODEL NUMBER

A Select basic model.

B Select non-contrast or fabric contrast 1. Refer to the **KI Color Addendum** or **KI Fabrics & Finishes binder**.

C Select fabric contrast 2. Refer to the **KI Color Addendum** or **KI Fabrics & Finishes binder**.

D Select wood finish color. Refer to the **KI Color Addendum** or **KI Fabrics & Finishes binder**. For Kensington Maple add upcharge.

E Select glide option.

NG	- Nylon glides
PG	- Polycarbonate glides
RG	- Rubber glides
FG	- Felt glides

F Select wallsaver feet.

NWF	- No wallsaver feet
WWF	- Wallsaver feet; add \$27

G Select bariatric leg option.

BRL	- Bariatric leg; add \$80
NBRL	- No Bariatric leg

H Select moisture barrier.

MB	- Moisture barrier
NMB	- No moisture barrier

See pricing column for moisture barrier upcharge.



Grade C.O.M.	Grade C	Grade D	Grade E & C.O.L.	Grade F	Grade G	Grade H	Grade I	Grade J	Grade K	Grade L Leather	Grade M Leather	Moisture Barrier add to list price
\$ 1753	\$ 1941	\$ 1990	\$ 2049	\$ 2089	\$ 2167	\$ 2247	\$ 2345	\$ 2543	\$ 2740	\$ 2938	\$ 3333	\$ 154
1808	1994	2045	2103	2142	2222	2302	2400	2597	2795	2992	3387	154

\$ 2213	\$ 2401	\$ 2450	\$ 2510	\$ 2549	\$ 2628	\$ 2707	\$ 2805	\$ 3004	\$ 3200	\$ 3398	\$ 3792	\$ 186
2297	2484	2533	2593	2632	2711	2790	2888	3086	3283	3481	3875	186

\$ 2772	\$ 3147	\$ 3246	\$ 3365	\$ 3443	\$ 3601	\$ 3759	\$ 3956	\$ 4351	\$ 4747	\$ 5142	\$ 5931	\$ 203
2876	3252	3350	3469	3548	3705	3864	4060	4456	4851	5246	6035	203

KENSINGTON MAPLE UPCHARGE

Kensington Maple requires extended leadtimes.

Model			
3323A	\$17	3023A	\$17
3333A	\$17	3033A	\$17
3343A	\$17	3043A	\$17
3323	\$85	3023	\$85
3333	\$85	3033	\$85
3343	\$85	3043	\$85
3123	\$38	3223	\$38
3133	\$38	3233	\$38
3143	\$38	3243	\$38

MOISTURE BARRIER UPCHARGE

To order with moisture barrier add /MB to the model number and add upcharge.

SPECIAL SERVICES
Special Carton Marking

With specially marked information N/C

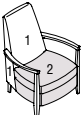
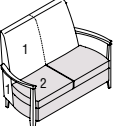

Shipping

Ships **assembled, FOB High Point, NC 27263, freight prepaid.** Freight class 175

Specifications and prices are subject to change without prior notice.

Affina®

Lobby and Lounge Seating

	MODEL	Features	COM	MODEL NUMBER						
				Basic Model	Non-Contrast or Fabric Contrast 1	Fabric Contrast 2	Wood Finish	Glide Option	Wallsaver Feet	Moisture Barrier
	High Back Lounge Chair (Open Arm)	Non-contrast Contrast	3.5 yd	3023/NC	<input type="checkbox"/> <input type="checkbox"/> <input type="checkbox"/> <input type="checkbox"/>		<input type="checkbox"/> <input type="checkbox"/> <input type="checkbox"/>	<input type="checkbox"/> <input type="checkbox"/>	<input type="checkbox"/> <input type="checkbox"/> <input type="checkbox"/>	<input type="checkbox"/> <input type="checkbox"/> <input type="checkbox"/>
				3023/FC	<input type="checkbox"/> <input type="checkbox"/> <input type="checkbox"/> <input type="checkbox"/>	<input type="checkbox"/> <input type="checkbox"/> <input type="checkbox"/> <input type="checkbox"/>	<input type="checkbox"/> <input type="checkbox"/> <input type="checkbox"/>	<input type="checkbox"/> <input type="checkbox"/>	<input type="checkbox"/> <input type="checkbox"/> <input type="checkbox"/>	<input type="checkbox"/> <input type="checkbox"/> <input type="checkbox"/>
AFLS										
	High Back Loveseat (Open Arm)	Non-contrast Contrast	6 yd	3033/NC	<input type="checkbox"/> <input type="checkbox"/> <input type="checkbox"/> <input type="checkbox"/>		<input type="checkbox"/> <input type="checkbox"/> <input type="checkbox"/>	<input type="checkbox"/> <input type="checkbox"/>	<input type="checkbox"/> <input type="checkbox"/> <input type="checkbox"/>	<input type="checkbox"/> <input type="checkbox"/> <input type="checkbox"/>
				3033/FC	<input type="checkbox"/> <input type="checkbox"/> <input type="checkbox"/> <input type="checkbox"/>	<input type="checkbox"/> <input type="checkbox"/> <input type="checkbox"/> <input type="checkbox"/>	<input type="checkbox"/> <input type="checkbox"/> <input type="checkbox"/>	<input type="checkbox"/> <input type="checkbox"/>	<input type="checkbox"/> <input type="checkbox"/> <input type="checkbox"/>	<input type="checkbox"/> <input type="checkbox"/> <input type="checkbox"/>
AFLS										
	High Back Sofa (Open Arm)	Non-contrast Contrast	8 yd	3043/NC	<input type="checkbox"/> <input type="checkbox"/> <input type="checkbox"/> <input type="checkbox"/>		<input type="checkbox"/> <input type="checkbox"/> <input type="checkbox"/>	<input type="checkbox"/> <input type="checkbox"/>	<input type="checkbox"/> <input type="checkbox"/> <input type="checkbox"/>	<input type="checkbox"/> <input type="checkbox"/> <input type="checkbox"/>
				3043/FC	<input type="checkbox"/> <input type="checkbox"/> <input type="checkbox"/> <input type="checkbox"/>	<input type="checkbox"/> <input type="checkbox"/> <input type="checkbox"/> <input type="checkbox"/>	<input type="checkbox"/> <input type="checkbox"/> <input type="checkbox"/>	<input type="checkbox"/> <input type="checkbox"/>	<input type="checkbox"/> <input type="checkbox"/> <input type="checkbox"/>	<input type="checkbox"/> <input type="checkbox"/> <input type="checkbox"/>
AFLS										
				A	B	C	D	E	F	G

HOW TO ORDER

Indicate the following information on order form:

- Quantity of each item.
- Model number, including options. See "How To Build a Model Number".
- Any special service required.

Note: • The indicates that a choice is required.

- The absence of the indicates that no choice is required.
- Alpha-numeric characters in place of indicate that no other alternatives are available.

HOW TO BUILD A MODEL NUMBER

A Select basic model.

B Select non-contrast or fabric contrast 1. Refer to the **KI Color Addendum** or **KI Fabrics & Finishes binder**.

C Select fabric contrast 2. Refer to the **KI Color Addendum** or **KI Fabrics & Finishes binder**.

D Select wood finish color. Refer to the **KI Color Addendum** or **KI Fabrics & Finishes binder**. For Kensington Maple add upcharge.

E Select glide option.

NG - Nylon glides

PG - Polycarbonate glides

RG - Rubber glides

FG - Felt glides

F Select wallsaver feet.

NWF - No wallsaver feet

WWF - Wallsaver feet; add \$27

G Select moisture barrier.

MB - Moisture barrier

NMB - No moisture barrier

See pricing column for moisture barrier upcharge.



Approx. Packaged Weight	Grade C.O.M.	Grade C	Grade D	Grade E & C.O.L.	Grade F	Grade G	Grade H	Grade I	Grade J	Grade K	Grade L Leather	Grade M Leather	Moisture Barrier add to list price
80.0#	\$ 2465	\$ 2654	\$ 2702	\$ 2762	\$ 2802	\$ 2880	\$ 2959	\$ 3058	\$ 3256	\$ 3453	\$ 3650	\$ 4046	\$ 154
80.0#	2520	2708	2757	2816	2856	2935	3014	3113	3310	3508	3704	4100	154

110.0#	\$ 2790	\$ 3091	\$ 3169	\$ 3264	\$ 3328	\$ 3453	\$ 3580	\$ 3737	\$ 4053	\$ 4370	\$ 4685	\$ 5318	\$ 186
110.0#	2873	3173	3253	3347	3410	3537	3663	3821	4136	4453	4768	5401	186

165.0#	\$ 3341	\$ 3717	\$ 3815	\$ 3934	\$ 4013	\$ 4170	\$ 4328	\$ 4525	\$ 4920	\$ 5316	\$ 5711	\$ 6500	\$ 203
165.0#	3446	3821	3920	4039	4117	4275	4433	4630	5025	5420	5816	6604	203

KENSINGTON MAPLE UPCHARGE

Kensington Maple requires extended leadtimes.

Model			
3323A	\$17	3023A	\$17
3333A	\$17	3033A	\$17
3343A	\$17	3043A	\$17
3323	\$85	3023	\$85
3333	\$85	3033	\$85
3343	\$85	3043	\$85
3123	\$38	3223	\$38
3133	\$38	3233	\$38
3143	\$38	3243	\$38

MOISTURE BARRIER UPCHARGE

To order with moisture barrier add /MB to the model number and add upcharge.

SPECIAL SERVICES
Special Carton Marking

With specially marked information N/C

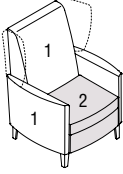
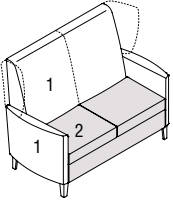
Shipping

Ships **assembled, FOB High Point, NC 27263, freight prepaid.** Freight class 175

Specifications and prices are subject to change without prior notice.

Affina®

Lobby and Lounge Seating

	Features	COM	MODEL NUMBER										
			Basic Model	Non-Contrast or Fabric Contrast 1	Fabric Contrast 2	Arm Cap	Wood Finish	Glide Option	Wallsaver Feet	Wing back	Leg Option	Moisture Barrier	
	Non-contrast	4.75 yd	3223/NC	<input type="checkbox"/> <input type="checkbox"/> <input type="checkbox"/> <input type="checkbox"/>		<input type="checkbox"/> <input type="checkbox"/>	<input type="checkbox"/> <input type="checkbox"/>	<input type="checkbox"/> <input type="checkbox"/>	<input type="checkbox"/> <input type="checkbox"/>	<input type="checkbox"/> <input type="checkbox"/>	<input type="checkbox"/> <input type="checkbox"/>	<input type="checkbox"/> <input type="checkbox"/>	
	Contrast		3223/FC	<input type="checkbox"/> <input type="checkbox"/> <input type="checkbox"/> <input type="checkbox"/>	<input type="checkbox"/> <input type="checkbox"/> <input type="checkbox"/> <input type="checkbox"/>	<input type="checkbox"/> <input type="checkbox"/>	<input type="checkbox"/> <input type="checkbox"/>	<input type="checkbox"/> <input type="checkbox"/>	<input type="checkbox"/> <input type="checkbox"/>	<input type="checkbox"/> <input type="checkbox"/>	<input type="checkbox"/> <input type="checkbox"/>	<input type="checkbox"/> <input type="checkbox"/>	
<p>AFLS</p> <p>High Back Lounge Chair (Closed Arm)</p> <ul style="list-style-type: none"> • 1 = Back and side panels (Fabric Contrast 1) C.O.M. = 4.5 yd • 2 = Seat (Fabric Contrast 2) C.O.M. = 1.5 yd <hr/> <ul style="list-style-type: none"> • Optional wings (Fabric Contrast 1) C.O.M. = 2 yd <p>Dashed line represents Wingback option.</p>													
	Non-contrast	7.5 yd	3233/NC	<input type="checkbox"/> <input type="checkbox"/> <input type="checkbox"/> <input type="checkbox"/>		<input type="checkbox"/> <input type="checkbox"/>	<input type="checkbox"/> <input type="checkbox"/>	<input type="checkbox"/> <input type="checkbox"/>	<input type="checkbox"/> <input type="checkbox"/>	<input type="checkbox"/> <input type="checkbox"/> <input type="checkbox"/> <input type="checkbox"/>	<input type="checkbox"/> <input type="checkbox"/>	<input type="checkbox"/> <input type="checkbox"/>	
	Contrast		3233/FC	<input type="checkbox"/> <input type="checkbox"/> <input type="checkbox"/> <input type="checkbox"/>	<input type="checkbox"/> <input type="checkbox"/> <input type="checkbox"/> <input type="checkbox"/>	<input type="checkbox"/> <input type="checkbox"/>	<input type="checkbox"/> <input type="checkbox"/>	<input type="checkbox"/> <input type="checkbox"/>	<input type="checkbox"/> <input type="checkbox"/>	<input type="checkbox"/> <input type="checkbox"/>	<input type="checkbox"/> <input type="checkbox"/> <input type="checkbox"/> <input type="checkbox"/>	<input type="checkbox"/> <input type="checkbox"/>	
<p>AFLS</p> <p>High Back Loveseat (Closed Arm)</p> <ul style="list-style-type: none"> • 1 = Back and side panels (Fabric Contrast 1) C.O.M. = 5.25 yd • 2 = Seat (Fabric Contrast 2) C.O.M. = 2.5 yd <hr/> <ul style="list-style-type: none"> • Optional wings (Fabric Contrast 1) C.O.M. = 2 yd <p>Dashed line represents Wingback option.</p>													
				A	B	C	D	E	F	G	H	I	J

HOW TO ORDER

Indicate the following information on order form:

- Quantity of each item.
- Model number, including options. See "How To Build a Model Number".
- Any special service required.

Note: • The indicates that a choice is required.

- The absence of the indicates that no choice is required.
- Alpha-numeric characters in place of indicate that no other alternatives are available.

HOW TO BUILD A MODEL NUMBER

- A** Select basic model.
- B** Select non-contrast or fabric contrast 1. Refer to the **KI Color Addendum** or **KI Fabrics & Finishes binder**.
- C** Select fabric contrast 2. Refer to the **KI Color Addendum** or **KI Fabrics & Finishes binder**.
- D** Select wood armcaps.
 - NAC** - No armcap
 - WAC** - Wood armcaps (pair); add \$213
- E** Select wood finish color. Refer to the **KI Color Addendum** or **KI Fabrics & Finishes binder**. For Kensington Maple add upcharge.

- F** Select glide option.
 - NG** - Nylon glides
 - PG** - Polycarbonate glides
 - RG** - Rubber glides
 - FG** - Felt glides
- G** Select wallsaver feet.
 - NWF** - No wallsaver feet
 - WWF** - Wallsaver feet; add \$27
- H** Select wingback option.
 - NWB** - No wingback
 - WWB** - With wingback (requires extra fabric); add \$719
 Wingback fabric will match back fabric selection.
- I** Select bariatric leg option.
 - BRL** - Bariatric leg; add \$80
 - NBRL** - No Bariatric leg

- J** Select moisture barrier.
 - MB** - Moisture barrier
 - NMB** - No moisture barrier
 See pricing column for moisture barrier upcharge.



Approx. Packaged Weight	Grade C.O.M.	Grade C	Grade D	Grade E & C.O.L.	Grade F	Grade G	Grade H	Grade I	Grade J	Grade K	Grade L Leather	Grade M Leather	Moisture Barrier add to list price
105.0#	\$ 2189	\$ 2395	\$ 2450	\$ 2515	\$ 2559	\$ 2644	\$ 2732	\$ 2841	\$ 3057	\$ 3275	\$ 3492	\$ 3926	\$ 154
105.0#	2243	2450	2504	2569	2613	2699	2786	2895	3112	3330	3547	3981	154

150.0#	\$ 2679	\$ 3016	\$ 3105	\$ 3212	\$ 3282	\$ 3425	\$ 3567	\$ 3745	\$ 4100	\$ 4455	\$ 4811	\$ 5521	\$ 186
150.0#	2762	3099	3189	3295	3366	3509	3650	3828	4183	4538	4895	5605	186

KENSINGTON MAPLE UPCHARGE

Kensington Maple requires extended leadtimes.

Model

3323A	\$17	3023A	\$17
3333A	\$17	3033A	\$17
3343A	\$17	3043A	\$17
3323	\$85	3023	\$85
3333	\$85	3033	\$85
3343	\$85	3043	\$85
3123	\$38	3223	\$38
3133	\$38	3233	\$38
3143	\$38	3243	\$38

MOISTURE BARRIER UPCHARGE

To order with moisture barrier add /MB to the model number and add upcharge.

SPECIAL SERVICES
Special Carton Marking

With specially marked information N/C

Shipping

Ships **assembled, FOB High Point, NC 27263, freight prepaid.** Freight class 175

Specifications and prices are subject to change without prior notice.



Grade C.O.M.	Grade C	Grade D	Grade E & C.O.L.	Grade F	Grade G	Grade H	Grade I	Grade J	Grade K	Grade L Leather	Grade M Leather	Moisture Barrier add to list price
\$ 3213	\$ 3626	\$ 3734	\$ 3865	\$ 3952	\$ 4126	\$ 4299	\$ 4516	\$ 4950	\$ 5385	\$ 5820	\$ 6687	\$ 203
3317	3730	3839	3969	4056	4230	4404	4620	5055	5489	5924	6792	203

KENSINGTON MAPLE UPCHARGE

Kensington Maple requires extended leadtimes.

Model			
3323A	\$17	3023A	\$17
3333A	\$17	3033A	\$17
3343A	\$17	3043A	\$17
3323	\$85	3023	\$85
3333	\$85	3033	\$85
3343	\$85	3043	\$85
3123	\$38	3223	\$38
3133	\$38	3233	\$38
3143	\$38	3243	\$38

MOISTURE BARRIER UPCHARGE

To order with moisture barrier add /MB to the model number and add upcharge.

SPECIAL SERVICES
Special Carton Marking

With specially marked information N/C

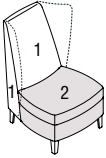
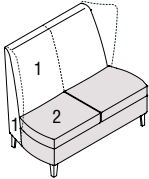
Shipping

Ships **assembled, FOB High Point, NC 27263, freight prepaid.** Freight class 175

Specifications and prices are subject to change without prior notice.

Affina®

Lobby and Lounge Seating

		MODEL NUMBER										
Features	COM	Basic Model	Non-Contrast or Fabric Contrast 1	Fabric Contrast 2	Wood Finish	Glide Option	Wallsaver Feet	Wing back	Leg Option	Moisture Barrier		
	Non-contrast	3.5 yd	3023A/NC	<input type="checkbox"/> <input type="checkbox"/> <input type="checkbox"/> <input type="checkbox"/>		<input type="checkbox"/> <input type="checkbox"/>	<input type="checkbox"/> <input type="checkbox"/>	<input type="checkbox"/> <input type="checkbox"/> <input type="checkbox"/>		<input type="checkbox"/> <input type="checkbox"/> <input type="checkbox"/>		
	Contrast		3023A/FC	<input type="checkbox"/> <input type="checkbox"/> <input type="checkbox"/> <input type="checkbox"/>	<input type="checkbox"/> <input type="checkbox"/> <input type="checkbox"/> <input type="checkbox"/>	<input type="checkbox"/> <input type="checkbox"/>	<input type="checkbox"/> <input type="checkbox"/>	<input type="checkbox"/> <input type="checkbox"/> <input type="checkbox"/>		<input type="checkbox"/> <input type="checkbox"/> <input type="checkbox"/>		
<p>AFLS</p> <p>High Back Lounge Chair (Armless)</p> <ul style="list-style-type: none"> 1 = Back and side panels (Fabric Contrast 1) C.O.M. = 2.25 yd 2 = Seat (Fabric Contrast 2) C.O.M. = 1.5 yd <hr/> <ul style="list-style-type: none"> Optional wings (Fabric Contrast 1) C.O.M. = 2.5 yd <p>Dashed line represents Wingback option.</p>												
	Non-contrast	6 yd	3033A/NC	<input type="checkbox"/> <input type="checkbox"/> <input type="checkbox"/> <input type="checkbox"/>		<input type="checkbox"/> <input type="checkbox"/>	<input type="checkbox"/> <input type="checkbox"/>	<input type="checkbox"/> <input type="checkbox"/> <input type="checkbox"/>	<input type="checkbox"/> <input type="checkbox"/> <input type="checkbox"/> <input type="checkbox"/>	<input type="checkbox"/> <input type="checkbox"/> <input type="checkbox"/>		
	Contrast		3033A/FC	<input type="checkbox"/> <input type="checkbox"/> <input type="checkbox"/> <input type="checkbox"/>	<input type="checkbox"/> <input type="checkbox"/> <input type="checkbox"/> <input type="checkbox"/>	<input type="checkbox"/> <input type="checkbox"/>	<input type="checkbox"/> <input type="checkbox"/>	<input type="checkbox"/> <input type="checkbox"/> <input type="checkbox"/>	<input type="checkbox"/> <input type="checkbox"/> <input type="checkbox"/> <input type="checkbox"/>	<input type="checkbox"/> <input type="checkbox"/> <input type="checkbox"/>		
<p>AFLS</p> <p>High Back Loveseat (Armless)</p> <ul style="list-style-type: none"> 1 = Back and side panels (Fabric Contrast 1) C.O.M. = 3.5 yd 2 = Seat (Fabric Contrast 2) C.O.M. = 2.75 yd <hr/> <ul style="list-style-type: none"> Optional wings (Fabric Contrast 1) C.O.M. = 2.5 yd <p>Dashed line represents Wingback option.</p>												
				A	B	C	D	E	F	G	H	I

HOW TO ORDER

Indicate the following information on order form:

- Quantity of each item.
- Model number, including options. See "How To Build a Model Number".
- Any special service required.

Note: • The indicates that a choice is required.

- The absence of the indicates that no choice is required.
- Alpha-numeric characters in place of indicate that no other alternatives are available.

HOW TO BUILD A MODEL NUMBER

A Select basic model.

B Select non-contrast or fabric contrast 1. Refer to the **KI Color Addendum** or **KI Fabrics & Finishes binder**.

C Select fabric contrast 2. Refer to the **KI Color Addendum** or **KI Fabrics & Finishes binder**.

D Select wood finish color. Refer to the **KI Color Addendum** or **KI Fabrics & Finishes binder**. For Kensington Maple add upcharge.

E Select glide option.

NG	- Nylon glides
PG	- Polycarbonate glides
RG	- Rubber glides
FG	- Felt glides

F Select wallsaver feet.

NWF	- No wallsaver feet
WWF	- Wallsaver feet; add \$27

G Select wingback option.

NWB	- No wingback
WWB	- With wingback (requires add'l fabric); add \$719

Wingback fabric will match back fabric selection.

H Select bariatric leg option.

BRL	- Bariatric leg; add \$80
NBRL	- No Bariatric leg

I Select moisture barrier.

MB	- Moisture barrier
NMB	- No moisture barrier

See pricing column for moisture barrier upcharge.



Approx. Packaged Weight	Grade C.O.M.	Grade C	Grade D	Grade E & C.O.L.	Grade F	Grade G	Grade H	Grade I	Grade J	Grade K	Grade L Leather	Grade M Leather	Moisture Barrier add to list price
85.0#	\$ 1891	\$ 2079	\$ 2128	\$ 2187	\$ 2226	\$ 2306	\$ 2385	\$ 2483	\$ 2680	\$ 2878	\$ 3076	\$ 3470	\$ 154
85.0#	1946	2133	2182	2241	2280	2360	2439	2537	2734	2933	3130	3524	154

115.0#	\$ 2138	\$ 2326	\$ 2375	\$ 2433	\$ 2474	\$ 2553	\$ 2632	\$ 2730	\$ 2927	\$ 3126	\$ 3323	\$ 3718	\$ 186
115.0#	2222	2409	2458	2517	2556	2636	2715	2813	3011	3209	3406	3801	186

KENSINGTON MAPLE UPCHARGE

Kensington Maple requires extended leadtimes.

Model

3323A	\$17	3023A	\$17
3333A	\$17	3033A	\$17
3343A	\$17	3043A	\$17
3323	\$85	3023	\$85
3333	\$85	3033	\$85
3343	\$85	3043	\$85
3123	\$38	3223	\$38
3133	\$38	3233	\$38
3143	\$38	3243	\$38

MOISTURE BARRIER UPCHARGE

To order with moisture barrier add /MB to the model number and add upcharge.

SPECIAL SERVICES
Special Carton Marking

With specially marked information N/C

Shipping

Ships **assembled, FOB High Point, NC 27263, freight prepaid.** Freight class 175

Specifications and prices are subject to change without prior notice.



Grade C.O.M.	Grade C	Grade D	Grade E & C.O.L.	Grade F	Grade G	Grade H	Grade I	Grade J	Grade K	Grade L Leather	Grade M Leather	Moisture Barrier add to list price
\$ 2819	\$ 3195	\$ 3293	\$ 3411	\$ 3490	\$ 3649	\$ 3807	\$ 4004	\$ 4399	\$ 4794	\$ 5188	\$ 5978	\$ 203
2924	3300	3398	3516	3595	3754	3911	4109	4503	4899	5293	6083	203

KENSINGTON MAPLE UPCHARGE

Kensington Maple requires extended leadtimes.

Model

3323A	\$17	3023A	\$17
3333A	\$17	3033A	\$17
3343A	\$17	3043A	\$17
3323	\$85	3023	\$85
3333	\$85	3033	\$85
3343	\$85	3043	\$85
3123	\$38	3223	\$38
3133	\$38	3233	\$38
3143	\$38	3243	\$38

MOISTURE BARRIER UPCHARGE

To order with moisture barrier add /MB to the model number and add upcharge.

SPECIAL SERVICES
Special Carton Marking

With specially marked information N/C


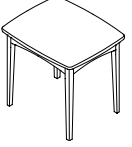
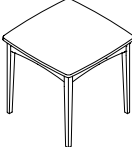
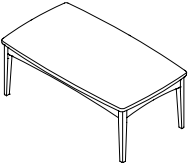
Shipping

Ships **assembled, FOB High Point, NC 27263, freight prepaid.** Freight class 175

Specifications and prices are subject to change without prior notice.

Affina®

Tables

	MODEL	Features	D x W x H	MODEL NUMBER			Approx. Packaged Weight
				Basic Model	Wood Leg Finish	Laminate Color	
	Rectangular End Table - 16" High	Laminate Top	20 x 24 x 16"	9708	<input type="checkbox"/> <input type="checkbox"/>	<input type="checkbox"/> <input type="checkbox"/>	40.0#
		Veneer Top	20 x 24 x 16"	9704	<input type="checkbox"/> <input type="checkbox"/>		40.0#
AFFS							
	Rectangular End Table - 22" High	Laminate Top	20 x 24 x 22"	9705	<input type="checkbox"/> <input type="checkbox"/>	<input type="checkbox"/> <input type="checkbox"/>	45.0#
		Veneer Top	20 x 24 x 22"	9701	<input type="checkbox"/> <input type="checkbox"/>		40.0#
AFFS							
	Square Lamp Table	Laminate Top	24 x 24 x 22"	9706	<input type="checkbox"/> <input type="checkbox"/>	<input type="checkbox"/> <input type="checkbox"/>	40.0#
		Veneer Top	24 x 24 x 22"	9702	<input type="checkbox"/> <input type="checkbox"/>		40.0#
AFFS							
	Rectangular Coffee Table	Laminate Top	24 x 42 x 16"	9707	<input type="checkbox"/> <input type="checkbox"/>	<input type="checkbox"/> <input type="checkbox"/>	65.0#
		Veneer Top	24 x 42 x 16"	9703	<input type="checkbox"/> <input type="checkbox"/>		60.0#
AFFS							

A **B** **C**

HOW TO ORDER

Indicate the following information on order form:

- Quantity of each item.
- Model number, including options. See "How To Build a Model Number".
- Any special service required.

Note: • The indicates that a choice is required.

- The absence of the indicates that no choice is required.
- Alpha-numeric characters in place of indicate that no other alternatives are available.

HOW TO BUILD A MODEL NUMBER

- A** Select basic model.
- B** Select wood leg finish color.
Refer to the **KI Color Addendum** or **KI Fabrics & Finishes binder**.
For Kensington Maple add upcharge.
- C** Select laminate color.
Refer to the **KI Color Addendum** or **KI Fabrics & Finishes binder**.



Delivered
Pricing

\$ 837
895

\$ 933
919

\$ 908
971

\$ 1159
1253

KENSINGTON MAPLE UPCHARGE

Kensington Maple requires extended leadtimes.

Model	
9708	\$91
9704	\$96
9705	\$96
9701	\$108
9706	\$96
9702	\$108
9707	\$118
9703	\$130

SPECIAL SERVICES

Special Carton Marking

With specially marked information N/C

Shipping

Ships **assembled, FOB High Point, NC 27263, freight prepaid.** Freight class 175

Specifications and prices are subject to change without prior notice.

Affina®

Healthcare General Information



**Lounge Sleeper
(ALS)**



**Loveseat Double
Sleeper
(ALSS)**



**Recliner
(AR)**



**Wallsaver Recliner
(ARW)**



**Patient Chair
(AAPP)**



**Motion Patient Chair
(AAPX)**

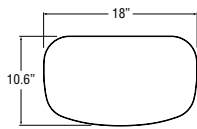
General Dimensions

Seat width	27-1/4"	57"	23-3/4"	22-1/2"	19-3/4"	22-1/2"
Seat depth	20"	20"	20-1/2"	20-1/2"	20"	19"
Seat height	17-3/4"	17-3/4"	19-1/2"	19-1/2"	18-3/4"	18-1/2"
Arm width	4"	4"	3"	3"	3"	3"
Arm height	26-3/4"	26-3/4"	25-1/4"	24"	27-1/4"	27-1/2"
Arm height from seat center	9-3/4"	9-3/4"	5-3/4"	5"	8"	8-1/2"
Back height from seat	17-3/4"	17-3/4"	30"	29-1/4"	26-1/4"	28-1/2"
Sleep surface depth	76-1/2"	76-1/2"				

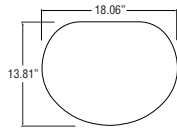
Overall Dimensions

Width	35-1/2"	64-3/4"	30"	30-1/2"	26-1/2"	28-1/2"
Depth	35-1/2"	35-1/2"	35-1/2"	34"	31-3/4"	28-3/4"
Height	34-1/2"	34-1/2"	47"	45-1/2"	43-1/2"	44-3/4"
Depth (opened)	81"	81"	64-1/2"	65"		

Tablet Arm Options



**Top-Mounted Articulating
Revolving Tablet**



**Side-Mounted Articulating
Fold-Down Tablet**

UPHOLSTERY INFORMATION

C. O. M. Fabric

For C.O.M. fabric sent to KI-High Point on multiple rolls, add an additional yard of fabric per roll to the yardage requirements. Multiple rolls have shorter pieces of fabric on them and do not allow nesting and stacking of the fabric to achieve the best yield as is done with one large roll. This results in yardage shortages and requests for additional fabric from the client, which can delay an order. For each roll that is sent, one yard needs to be added to one of the rolls, not separately.

Fabric Disclaimer

Fabric will be applied as swatched by the fabric manufacturer. Fabric that is required to be applied differently than is swatched will need a Special Cost Request written specifying the direction the fabric is to be applied. The posted standard lead time will apply to the Special Cost Request.

FINISH INFORMATION

SPECIAL FINISH MATCHES

KI can match special finish requests at an upcharge of \$70 List per item, up to 12 or a maximum charge of \$847 List per order per color. Special finish requests must be sent to your KI customer service representative.

Upon receipt from KI, the finishing department will prepare a "strike-off" which will be sent to the customer for approval.

The approval form accompanying the strike-off should be faxed to your KI customer service representative. Upon receipt of the signed approval form, KI will proceed with the order. Disapproved samples may be sent back to KI directly with an explanation of disapproval. A Special Finish Number (SFN) will be assigned to this finish sample for future reference or reorders.


**Glider
(AAPG)**

**Hip Chair - Open Arm
(AOHC)**

**Hip Chair - Closed Arm
(APHC)**

**Bariatric Chair - Open Arm
(AOCL)**

**Bariatric Chair - Closed Arm
(APCL)**

General Dimensions					
Seat width	19-3/4"	20-1/2"	20-1/2"	30"	30"
Seat depth	20"	19-1/2"	19-1/2"	19"	19"
Seat height	19-1/2"	26"	26"	19"	19"
Arm width	3"	2-3/4"	2-3/4"	2"	2"
Arm height	27-1/4"	33-1/2"	33-1/2"	27"	27"
Arm height from seat center	8"				
Back height from seat	26-1/4"				
Sleep surface depth					
Overall Dimensions					
Width	26-1/2"	24-3/4"	24-3/4"	34"	34"
Depth	31-1/4"	25-1/2"	25-1/2"	23-3/4"	23-3/4"
Height	43-1/2"	38"	38"	31-1/2"	31-1/2"

INFORMATION
Warranty

 Refer to KI Terms & Conditions document or visit ki.com

Affina® 1.5

General Information



Recliner
(AR1115)

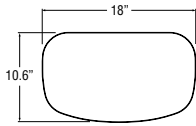
General Dimensions

Seat width	23-1/2"
Seat depth	21-1/2"
Seat height	19-1/2"
Arm width	4"
Arm height	25"

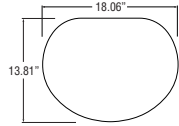
Overall Dimensions

Width	33"
Depth	36-1/2"
Height	44"

Tablet Arm Options



**Top-Mounted Articulating
Revolving Tablet**



**Side-Mounted Articulating
Fold-Down Tablet**

UPHOLSTERY INFORMATION

C.O.M. Fabric

For C.O.M. fabric sent to KI-High Point on multiple rolls, add an additional yard of fabric per roll to the yardage requirement. Multiple rolls have shorter pieces of fabric on them and do not allow nesting and stacking of the fabric to achieve the best yield as is done with one large roll. This results in yardage shortages and requests for additional fabric from the client, which can hold up the order. For each roll that is sent, one yard needs to be added and needs to be added to one of the rolls, not separately.

Fabric Disclaimer

Fabric will be applied as swatched by the fabric manufacturer. Fabric that is required to be applied differently than is swatched will need a Special Cost Request written specifying the direction the fabric is to be applied. The posted standard lead time will apply to the Special Cost Request.

FINISH INFORMATION

SPECIAL FINISH MATCHES

KI can match special finish requests at an upcharge of \$70 List per item, up to 12 or a maximum charge of \$847 List per order per color. Special finish requests must be sent to your KI customer service representative.

Upon receipt from KI, the finishing department will prepare a "strike-off" which will be sent to the customer for approval.

The approval form accompanying the strike-off should be faxed to your KI customer service representative. Upon receipt of the signed approval form, KI will proceed with the order. Disapproved samples may be sent back to KI directly with an explanation of disapproval. A Special Finish Number (SFN) will be assigned to this finish sample for future reference or reorders.



INFORMATION

Warranty

Refer to KI Terms & Conditions document
or visit ki.com

Affina® II

General Information



Recliner
(ARII)



Bariatric
(ARIIBAR)

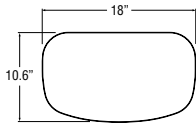
General Dimensions

Seat width	23-1/2"	28-1/2"
Seat depth	21-1/2"	21-1/2"
Seat height	21-1/2"	21-1/2"
Arm width	4"	4"
Arm height	27"	27"

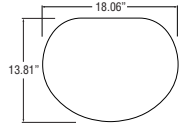
Overall Dimensions

Width	33"	38"
Depth	36-1/2"	36-1/2"
Height	46"	46"

Tablet Arm Options



Top-Mounted Articulating
Revolving Tablet



Side-Mounted Articulating
Fold-Down Tablet



Recliner with Wings
(ARII/WWB)



Bariatric Recliner with Wings
(ARIIBAR/WWB)

UPHOLSTERY INFORMATION

C.O.M. Fabric

For C.O.M. fabric sent to KI-High Point on multiple rolls, add an additional yard of fabric per roll to the yardage requirement. Multiple rolls have shorter pieces of fabric on them and do not allow nesting and stacking of the fabric to achieve the best yield as is done with one large roll. This results in yardage shortages and requests for additional fabric from the client, which can hold up the order. For each roll that is sent, one yard needs to be added and needs to be added to one of the rolls, not separately.

Fabric Disclaimer

Fabric will be applied as swatched by the fabric manufacturer. Fabric that is required to be applied differently than is swatched will need a Special Cost Request written specifying the direction the fabric is to be applied. The posted standard lead time will apply to the Special Cost Request.

FINISH INFORMATION

SPECIAL FINISH MATCHES

KI can match special finish requests at an upcharge of \$70 List per item, up to 12 or a maximum charge of \$847 List per order per color. Special finish requests must be sent to your KI customer service representative.

Upon receipt from KI, the finishing department will prepare a "strike-off" which will be sent to the customer for approval.

The approval form accompanying the strike-off should be faxed to your KI customer service representative. Upon receipt of the signed approval form, KI will proceed with the order. Disapproved samples may be sent back to KI directly with an explanation of disapproval. A Special Finish Number (SFN) will be assigned to this finish sample for future reference or reorders.



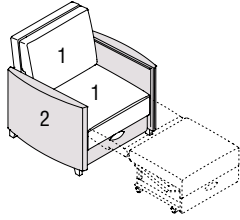
INFORMATION

Warranty

Refer to KI Terms & Conditions document
or visit ki.com

Affina®

Healthcare Seating



AFLSS

Lounge Sleeper - Closed Arm

- 1 = Seat and back/sleep surface (Fabric Contrast 1) C.O.M. = 3.5 yd
- 2 = Arms and frame (Fabric Contrast 2) C.O.M. = 5.5 yd

	Features	COM	MODEL NUMBER								Approx. Packaged Weight
			Basic Model	Non-Contrast or Fabric Contrast 1	Fabric Contrast 2	Pull Color	Arm Cap	Wood Finish	Casters	Moisture Barrier	
	Non-contrast	9 yd	ALS/NC	<input type="checkbox"/> <input type="checkbox"/> <input type="checkbox"/> <input type="checkbox"/>		<input type="checkbox"/> <input type="checkbox"/> <input type="checkbox"/> <input type="checkbox"/>	<input type="checkbox"/> <input type="checkbox"/> <input type="checkbox"/> <input type="checkbox"/>	<input type="checkbox"/> <input type="checkbox"/> <input type="checkbox"/>	<input type="checkbox"/> <input type="checkbox"/> <input type="checkbox"/> <input type="checkbox"/>	<input type="checkbox"/> <input type="checkbox"/> <input type="checkbox"/>	180.0#
	Contrast		ALS/FC	<input type="checkbox"/> <input type="checkbox"/> <input type="checkbox"/> <input type="checkbox"/>	<input type="checkbox"/> <input type="checkbox"/> <input type="checkbox"/> <input type="checkbox"/>	<input type="checkbox"/> <input type="checkbox"/> <input type="checkbox"/> <input type="checkbox"/>	<input type="checkbox"/> <input type="checkbox"/> <input type="checkbox"/>	<input type="checkbox"/> <input type="checkbox"/> <input type="checkbox"/>	<input type="checkbox"/> <input type="checkbox"/> <input type="checkbox"/> <input type="checkbox"/>	<input type="checkbox"/> <input type="checkbox"/> <input type="checkbox"/>	180.0#
				A	B	C	D	E	F	G	H

HOW TO ORDER

Indicate the following information on order form:

1. Quantity of each item.
2. Model number, including options. See "How To Build a Model Number".
3. Any special service required.

Note: • The indicates that a choice is required.

- The absence of the indicates that no choice is required.
- Alpha-numeric characters in place of indicate that no other alternatives are available.

HOW TO BUILD A MODEL NUMBER

- A** Select basic model.
- B** Select non-contrast or fabric contrast 1. Refer to the **KI Color Addendum** or **KI Fabrics & Finishes binder**.
- C** Select fabric contrast 2. Refer to the **KI Color Addendum** or **KI Fabrics & Finishes binder**.
- D** Select pull handle color. Refer to the **KI Color Addendum** or **KI Fabrics & Finishes binder**.
- E** Select armcap option.
 - NAC** - No armcap
 - WAC** - Wood armcaps (pair); add \$155
 - SAC** - Solid surface armcaps; add \$693
 Solid surface armcap color is always Corian™ glacier white.

- F** Select wood finish color. Pick only if product has wood armcaps or "no casters" is selected. Refer to the **KI Color Addendum** or **KI Fabrics & Finishes binder**. For Kensington Maple add upcharge.
- G** Select casters.

NCST	- No casters (standard)
FRCS	- Locking casters-fixed front/rear swivel; add \$181
- H** Select moisture barrier.

MB	- Moisture barrier
NMB	- No moisture barrier

 See pricing column for moisture barrier upcharge.



Grade C.O.M.	Grade C	Grade D	Grade E & C.O.L.	Grade F	Grade G	Grade H	Grade I	Grade J	Grade K	Grade L Leather	Grade M Leather	Moisture Barrier add to list price
\$ 3286	\$ 3343	\$ 3359	\$ 3375	\$ 3387	\$ 3411	\$ 3435	\$ 3465	\$ 3523	\$ 3583	\$ 3641	\$ 3760	\$ 186
3374	3431	3446	3462	3474	3498	3522	3552	3611	3670	3729	3847	186

INFORMATION

Kensington Maple Upcharge

Kensington Maple requires extended leadtimes.

Model

ALS	\$32
ALSS/LFS	\$32
ALSS/RFS	\$32
ALSS/DS	\$32

C.O.M. Requirements

C.O.M. yardage requirements listed above are based on plain goods 54" wide. If less than 54" wide or fabrics requiring matching (stripes, plaids, prints, large patterns), additional yardage will be needed. Consult C.O.M. matrix on the Ordering C.O.M. and C.O.L. page for additional yardage needed. For C.O.M. fabric sent to KI-High Point on multiple rolls, add an additional yard of fabric per roll to the yardage requirements.

C.O.L. Requirements

Figure 18 sq. ft. of leather (C.O.L.) for each yard shown (i.e., 4.75 x 18 = 85.5 sq. ft.).

Contrasting Upholstery

When contrasting fabric is chosen, price at highest in-grade.

Minimum Fabric/Leather Quantity

Minimum order for fabric is 1 yard. Minimum order for leather is 1 hide (approximately 50 sq. ft.).

Moisture Barrier

Moisture barrier is applied underneath the fabric cover as a means of protecting the foam.

SPECIAL SERVICES

Special Carton Marking

With specially marked information N/C

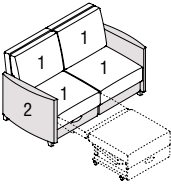
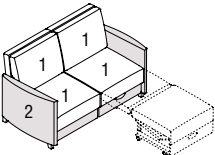
Shipping

Ships **assembled, FOB High Point, NC 27263, freight prepaid.** Freight class 125.

Specifications and prices are subject to change without prior notice.

Affina®

Healthcare Seating

MODEL	Features	COM	MODEL NUMBER							
			Basic Model	Non-Contrast or Fabric Contrast 1	Fabric Contrast 2	Pull Color	Arm Cap	Wood Finish	Moisture Barrier	
 <p>Loveseat Sleeper (Closed Arm) - LFS (Open, Left Side Facing)</p> <ul style="list-style-type: none"> 1 = Seat and back/sleep surface (Fabric Contrast 1) C.O.M. = 7.5 yd 2 = Arms and frame (Fabric Contrast 2) C.O.M. = 7.5 yd 	Non-contrast	14 yd	ALSS/LFS/NC	<input type="checkbox"/> <input type="checkbox"/> <input type="checkbox"/> <input type="checkbox"/>		<input type="checkbox"/> <input type="checkbox"/> <input type="checkbox"/> <input type="checkbox"/>	<input type="checkbox"/> <input type="checkbox"/>	<input type="checkbox"/> <input type="checkbox"/>	<input type="checkbox"/> <input type="checkbox"/>	<input type="checkbox"/> <input type="checkbox"/>
	Contrast		ALSS/LFS/FC	<input type="checkbox"/> <input type="checkbox"/> <input type="checkbox"/> <input type="checkbox"/>	<input type="checkbox"/> <input type="checkbox"/> <input type="checkbox"/> <input type="checkbox"/>	<input type="checkbox"/> <input type="checkbox"/> <input type="checkbox"/> <input type="checkbox"/>	<input type="checkbox"/> <input type="checkbox"/>	<input type="checkbox"/> <input type="checkbox"/>	<input type="checkbox"/> <input type="checkbox"/>	<input type="checkbox"/> <input type="checkbox"/>
AFLSS										
 <p>Loveseat Sleeper (Closed Arm) - RFS (Open, Right Side Facing)</p> <ul style="list-style-type: none"> 1 = Seat and back/sleep surface (Fabric Contrast 1) C.O.M. = 7.5 yd 2 = Arms and frame (Fabric Contrast 2) C.O.M. = 7.5 yd 	Non-contrast	14 yd	ALSS/RFS/NC	<input type="checkbox"/> <input type="checkbox"/> <input type="checkbox"/> <input type="checkbox"/>		<input type="checkbox"/> <input type="checkbox"/> <input type="checkbox"/> <input type="checkbox"/>	<input type="checkbox"/> <input type="checkbox"/>	<input type="checkbox"/> <input type="checkbox"/>	<input type="checkbox"/> <input type="checkbox"/>	<input type="checkbox"/> <input type="checkbox"/>
	Contrast		ALSS/RFS/FC	<input type="checkbox"/> <input type="checkbox"/> <input type="checkbox"/> <input type="checkbox"/>	<input type="checkbox"/> <input type="checkbox"/> <input type="checkbox"/> <input type="checkbox"/>	<input type="checkbox"/> <input type="checkbox"/> <input type="checkbox"/> <input type="checkbox"/>	<input type="checkbox"/> <input type="checkbox"/>	<input type="checkbox"/> <input type="checkbox"/>	<input type="checkbox"/> <input type="checkbox"/>	<input type="checkbox"/> <input type="checkbox"/>
AFLSS										

A **B** **C** **D** **E** **F** **G**

HOW TO ORDER

Indicate the following information on order form:

- Quantity of each item.
- Model number, including options. See "How To Build a Model Number".
- Any special service required.

Note: • The indicates that a choice is required.

- The absence of the indicates that no choice is required.
- Alpha-numeric characters in place of indicate that no other alternatives are available.

HOW TO BUILD A MODEL NUMBER

A Select basic model.

B Select non-contrast or fabric contrast 1. Refer to the **KI Color Addendum** or **KI Fabrics & Finishes binder**.

C Select fabric contrast 2. Refer to the **KI Color Addendum** or **KI Fabrics & Finishes binder**.

D Select pull handle color. Refer to the **KI Color Addendum** or **KI Fabrics & Finishes binder**.

E Select armcap option.

NAC	- No armcap
WAC	- Wood armcaps (pair); add \$155
SAC	- Solid surface armcaps; add \$693

Solid surface armcap color is always Corian™ glacier white.

F Select wood finish color. Refer to the **KI Color Addendum** or **KI Fabrics & Finishes binder**. For Kensington Maple add upcharge.

G Select moisture barrier.

MB	- Moisture barrier
NMB	- No moisture barrier

See pricing column for moisture barrier upcharge.



Approx. Packaged Weight	Grade C.O.M.	Grade C	Grade D	Grade E & C.O.L.	Grade F	Grade G	Grade H	Grade I	Grade J	Grade K	Grade L Leather	Grade M Leather	Moisture Barrier add to list price
225.0#	\$ 4458	\$ 4515	\$ 4529	\$ 4547	\$ 4558	\$ 4583	\$ 4607	\$ 4636	\$ 4695	\$ 4755	\$ 4813	\$ 4932	\$ 240
225.0#	4546	4603	4617	4634	4646	4670	4694	4724	4783	4842	4901	5019	240

225.0#	\$ 4458	\$ 4515	\$ 4529	\$ 4547	\$ 4558	\$ 4583	\$ 4607	\$ 4636	\$ 4695	\$ 4755	\$ 4813	\$ 4932	\$ 240
225.0#	4546	4603	4617	4634	4646	4670	4694	4724	4783	4842	4901	5019	240

Kensington Maple Upcharge

Kensington Maple requires extended leadtimes.

Model	
ALS	\$32
ALSS/LFS	\$32
ALSS/RFS	\$32
ALSS/DS	\$32

INFORMATION
C.O.M. Requirements

C.O.M. yardage requirements listed above are based on plain goods 54" wide. If less than 54" wide or fabrics requiring matching (stripes, plaids, prints, large patterns), additional yardage will be needed. Consult C.O.M. matrix on the Ordering C.O.M. and C.O.L. page for additional yardage needed. For C.O.M. fabric sent to KI-High Point on multiple rolls, add an additional yard of fabric per roll to the yardage requirements.

C.O.L. Requirements

Figure 18 sq. ft. of leather (C.O.L.) for each yard shown (i.e., 4.75 x 18 = 85.5 sq. ft.).

Contrasting Upholstery

When contrasting fabric is chosen, price at highest in-grade.

Minimum Fabric/Leather Quantity

Minimum order for fabric is 1 yard. Minimum order for leather is 1 hide (approximately 50 sq. ft.).

Moisture Barrier

Moisture barrier is applied underneath the fabric cover as a means of protecting the foam.

SPECIAL SERVICES
Special Carton Marking

With specially marked information N/C

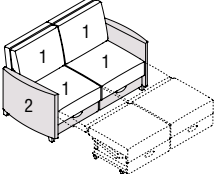
Shipping

Ships **assembled, FOB High Point, NC 27263, freight prepaid.** Freight class 125.

Specifications and prices are subject to change without prior notice.

Affina®

Healthcare Seating

MODEL	Features	COM	MODEL NUMBER							
			Basic Model	Non-Contrast or Fabric Contrast 1	Fabric Contrast 2	Pull Color	Arm Cap	Wood Finish	Moisture Barrier	
 <p>AFLSS</p>	Loveseat Sleeper (Closed Arm) - DS (Open, Both Sides Facing) • 1 = Seat and back/sleep surface (Fabric Contrast 1) C.O.M. = 7.75 yd • 2 = Arms and frame (Fabric Contrast 2) C.O.M. = 7.5 yd	Non-contrast 14 yd Contrast	ALSS/DS/NC ALSS/DS/FC	<input type="checkbox"/> <input type="checkbox"/> <input type="checkbox"/> <input type="checkbox"/> <input type="checkbox"/> <input type="checkbox"/> <input type="checkbox"/> <input type="checkbox"/>	<input type="checkbox"/> <input type="checkbox"/> <input type="checkbox"/> <input type="checkbox"/> <input type="checkbox"/> <input type="checkbox"/> <input type="checkbox"/> <input type="checkbox"/>	<input type="checkbox"/> <input type="checkbox"/> <input type="checkbox"/> <input type="checkbox"/> <input type="checkbox"/> <input type="checkbox"/> <input type="checkbox"/> <input type="checkbox"/>	<input type="checkbox"/> <input type="checkbox"/> <input type="checkbox"/> <input type="checkbox"/> <input type="checkbox"/> <input type="checkbox"/> <input type="checkbox"/> <input type="checkbox"/>	<input type="checkbox"/> <input type="checkbox"/> <input type="checkbox"/> <input type="checkbox"/> <input type="checkbox"/> <input type="checkbox"/> <input type="checkbox"/> <input type="checkbox"/>	<input type="checkbox"/> <input type="checkbox"/> <input type="checkbox"/> <input type="checkbox"/> <input type="checkbox"/> <input type="checkbox"/> <input type="checkbox"/> <input type="checkbox"/>	<input type="checkbox"/> <input type="checkbox"/> <input type="checkbox"/> <input type="checkbox"/> <input type="checkbox"/> <input type="checkbox"/> <input type="checkbox"/> <input type="checkbox"/>
				A	B	C	D	E	F	G

HOW TO ORDER

Indicate the following information on order form:

- Quantity of each item.
- Model number, including options. See "How To Build a Model Number".
- Any special service required.

Note: • The indicates that a choice is required.

- The absence of the indicates that no choice is required.
- Alpha-numeric characters in place of indicate that no other alternatives are available.

HOW TO BUILD A MODEL NUMBER

A Select basic model.

B Select non-contrast or fabric contrast 1. Refer to the **KI Color Addendum** or **KI Fabrics & Finishes binder**.

C Select fabric contrast 2. Refer to the **KI Color Addendum** or **KI Fabrics & Finishes binder**.

D Select pull handle color. Refer to the **KI Color Addendum** or **KI Fabrics & Finishes binder**.

E Select armcap option.

NAC	- No armcap
WAC	- Wood armcaps (pair); add \$155
SAC	- Solid surface armcaps; add \$693

Solid surface armcap color is always Corian™ glacier white.

F Select wood finish color. Refer to the **KI Color Addendum** or **KI Fabrics & Finishes binder**. For Kensington Maple add upcharge.

G Select moisture barrier.

MB	- Moisture barrier
NMB	- No moisture barrier

See pricing column for moisture barrier upcharge.



Approx. Packaged Weight	Grade C.O.M.	Grade C	Grade D	Grade E & C.O.L.	Grade F	Grade G	Grade H	Grade I	Grade J	Grade K	Grade L Leather	Grade M Leather	Moisture Barrier add to list price
400.0#	\$ 5842	\$ 5898	\$ 5913	\$ 5931	\$ 5942	\$ 5947	\$ 5991	\$ 6020	\$ 6079	\$ 6139	\$ 6197	\$ 6316	\$ 240
400.0#	5930	5985	6001	6017	6030	6054	6078	6108	6167	6226	6285	6403	240

Kensington Maple Upcharge

Kensington Maple requires extended leadtimes.

Model	
ALS	\$32
ALSS/LFS	\$32
ALSS/RFS	\$32
ALSS/DS	\$32

INFORMATION
C.O.M. Requirements

C.O.M. yardage requirements listed above are based on plain goods 54" wide. If less than 54" wide or fabrics requiring matching (stripes, plaids, prints, large patterns), additional yardage will be needed. Consult C.O.M. matrix on the Ordering C.O.M. and C.O.L. page for additional yardage needed. For C.O.M. fabric sent to KI-High Point on multiple rolls, add an additional yard of fabric per roll to the yardage requirements.

C.O.L. Requirements

Figure 18 sq. ft. of leather (C.O.L.) for each yard shown (i.e., 4.75 x 18 = 85.5 sq. ft.).

Contrasting Upholstery

When contrasting fabric is chosen, price at highest in-grade.

Minimum Fabric/Leather Quantity

Minimum order for fabric is 1 yard. Minimum order for leather is 1 hide (approximately 50 sq. ft).

Moisture Barrier

Moisture barrier is applied underneath the fabric cover as a means of protecting the foam.

SPECIAL SERVICES
Special Carton Marking

With specially marked information N/C

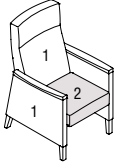
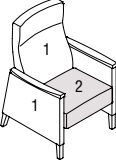
Shipping

Ships **assembled, FOB High Point, NC 27263, freight prepaid.** Freight class 125.

Specifications and prices are subject to change without prior notice.

Affina®

Healthcare Seating

MODEL	Features	COM	MODEL NUMBER							
			Basic Model	Non-Contrast or Fabric Contrast 1	Fabric Contrast 2	Arm Cap	Wood Finish	Glide Option	Moisture Barrier	
	Patient Chair (Closed Arm) • 1 = Back and arms (Fabric Contrast 1) C.O.M. = 3 yd • 2 = Seat (Fabric Contrast 2) C.O.M. = 1 yd	3.75 yd	AAPP/NC	<input type="checkbox"/> <input type="checkbox"/> <input type="checkbox"/> <input type="checkbox"/>		<input type="checkbox"/> <input type="checkbox"/>	<input type="checkbox"/> <input type="checkbox"/>	<input type="checkbox"/> <input type="checkbox"/>	<input type="checkbox"/> <input type="checkbox"/>	<input type="checkbox"/> <input type="checkbox"/>
			AAPP/FC	<input type="checkbox"/> <input type="checkbox"/> <input type="checkbox"/> <input type="checkbox"/>	<input type="checkbox"/> <input type="checkbox"/> <input type="checkbox"/> <input type="checkbox"/>	<input type="checkbox"/> <input type="checkbox"/>	<input type="checkbox"/> <input type="checkbox"/>	<input type="checkbox"/> <input type="checkbox"/>	<input type="checkbox"/> <input type="checkbox"/>	<input type="checkbox"/> <input type="checkbox"/>
AFPC										
	Motion Patient Chair (Closed Arm) • 1 = Back and arms (Fabric Contrast 1) C.O.M. = 3.5 yd • 2 = Seat (Fabric Contrast 2) C.O.M. = 1 yd	4 yd	AAPX/NC	<input type="checkbox"/> <input type="checkbox"/> <input type="checkbox"/> <input type="checkbox"/>		<input type="checkbox"/> <input type="checkbox"/>	<input type="checkbox"/> <input type="checkbox"/>	<input type="checkbox"/> <input type="checkbox"/>	<input type="checkbox"/> <input type="checkbox"/>	<input type="checkbox"/> <input type="checkbox"/>
			AAPX/FC	<input type="checkbox"/> <input type="checkbox"/> <input type="checkbox"/> <input type="checkbox"/>	<input type="checkbox"/> <input type="checkbox"/> <input type="checkbox"/> <input type="checkbox"/>	<input type="checkbox"/> <input type="checkbox"/>	<input type="checkbox"/> <input type="checkbox"/>	<input type="checkbox"/> <input type="checkbox"/>	<input type="checkbox"/> <input type="checkbox"/>	
AFMC										

A **B** **C** **D** **E** **F** **G**

HOW TO ORDER

Indicate the following information on order form:

- Quantity of each item.
- Model number, including options. See "How To Build a Model Number".
- Any special service required.

Note: • The indicates that a choice is required.

- The absence of the indicates that no choice is required.
- Alpha-numeric characters in place of indicate that no other alternatives are available.

HOW TO BUILD A MODEL NUMBER

- A** Select basic model.
- B** Select non-contrast or fabric contrast 1. Refer to the **KI Color Addendum** or **KI Fabrics & Finishes binder**.
- C** Select fabric contrast 2. Refer to the **KI Color Addendum** or **KI Fabrics & Finishes binder**.
- D** Select arm option.

WAC	- Wood armcaps
PAC	- Black poly; add \$155
- E** Select wood finish color. Refer to the **KI Color Addendum** or **KI Fabrics & Finishes binder**. For Kensington Maple add upcharge.

F Select glide option.

- | | |
|-----------|------------------------|
| NG | - Nylon glides |
| PG | - Polycarbonate glides |
| RG | - Rubber glides |
| FG | - Felt glides |

G Select moisture barrier.

- | | |
|------------|-----------------------|
| MB | - Moisture barrier |
| NMB | - No moisture barrier |
- See pricing column for moisture barrier upcharge.



Approx. Packaged Weight	Grade C.O.M.	Grade C	Grade D	Grade E & C.O.L.	Grade F	Grade G	Grade H	Grade I	Grade J	Grade K	Grade L Leather	Grade M Leather	Moisture Barrier add to list price
59.0#	\$ 1771	\$ 1827	\$ 1842	\$ 1859	\$ 1872	\$ 1895	\$ 1919	\$ 1949	\$ 2007	\$ 2067	\$ 2126	\$ 2245	\$ 145
59.0#	1828	1885	1899	1917	1929	1953	1977	2006	2065	2125	2183	2303	145
77.0#	\$ 2530	\$ 2586	\$ 2601	\$ 2619	\$ 2630	\$ 2655	\$ 2678	\$ 2708	\$ 2767	\$ 2827	\$ 2885	\$ 3004	\$ 145
77.0#	2588	2643	2659	2675	2688	2712	2736	2766	2823	2884	2943	3060	145

INFORMATION

Kensington Maple Upcharge

Kensington Maple requires extended leadtimes.

Model

AAPP	\$69
AAPX	\$69
AOHC	\$64
APHC	\$64

C.O.M. Requirements

C.O.M. yardage requirements listed above are based on plain goods 54" wide. If less than 54" wide or fabrics requiring matching (stripes, plaids, prints, large patterns), additional yardage will be needed. Consult C.O.M. matrix on the Ordering C.O.M. and C.O.L. page for additional yardage needed. For C.O.M. fabric sent to KI-High Point on multiple rolls, add an additional yard of fabric per roll to the yardage requirements.

C.O.L. Requirements

Figure 18 sq. ft. of leather (C.O.L.) for each yard shown (i.e., 4.75 x 18 = 85.5 sq. ft.).

Contrasting Upholstery

When contrasting fabric is chosen, price at highest in-grade.

Minimum Fabric/Leather Quantity

Minimum order for fabric is 1 yard. Minimum order for leather is 1 hide (approximately 50 sq. ft.).

Moisture Barrier

Moisture barrier is applied underneath the fabric cover as a means of protecting the foam.

SPECIAL SERVICES

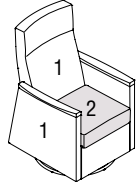
Special Carton Marking

With specially marked information N/C

Shipping

Ships **assembled, FOB High Point, NC 27263, freight prepaid.** Freight class 250.

Specifications and prices are subject to change without prior notice.



AFGL

MODEL
Glider (Closed Arm)
• 1 = Back and arms (Fabric Contrast 1)
C.O.M. = 4 yd
• 2 = Seat (Fabric Contrast 2) C.O.M. = 1 yd

Features **COM**

Non-contrast 4.25 yd
Contrast

MODEL NUMBER

Basic Model	Non-Contrast or Fabric Contrast 1	Fabric Contrast 2	Arm Cap	Wood Finish	Moisture Barrier
AAPG/NC	<input type="checkbox"/> <input type="checkbox"/> <input type="checkbox"/> <input type="checkbox"/>		<input type="checkbox"/> <input type="checkbox"/> <input type="checkbox"/> <input type="checkbox"/>	<input type="checkbox"/> <input type="checkbox"/> <input type="checkbox"/> <input type="checkbox"/>	<input type="checkbox"/> <input type="checkbox"/> <input type="checkbox"/> <input type="checkbox"/>
AAPG/FC	<input type="checkbox"/> <input type="checkbox"/> <input type="checkbox"/> <input type="checkbox"/>	<input type="checkbox"/> <input type="checkbox"/> <input type="checkbox"/> <input type="checkbox"/>	<input type="checkbox"/> <input type="checkbox"/> <input type="checkbox"/> <input type="checkbox"/>	<input type="checkbox"/> <input type="checkbox"/> <input type="checkbox"/> <input type="checkbox"/>	<input type="checkbox"/> <input type="checkbox"/> <input type="checkbox"/> <input type="checkbox"/>

A **B** **C** **D** **E** **F**

HOW TO ORDER

Indicate the following information on order form:

- Quantity of each item.
- Model number, including options. See "How To Build a Model Number".
- Any special service required.

Note: • The indicates that a choice is required.

- The absence of the indicates that no choice is required.
- Alpha-numeric characters in place of indicate that no other alternatives are available.

HOW TO BUILD A MODEL NUMBER

- A** Select basic model.
- B** Select non-contrast or fabric contrast 1. Refer to the **KI Color Addendum** or **KI Fabrics & Finishes binder**.
- C** Select fabric contrast 2. Refer to the **KI Color Addendum** or **KI Fabrics & Finishes binder**.
- D** Select arm option.

WAC	- Wood armcaps
PAC	- Black poly; add \$155
- E** Select wood finish color. Refer to the **KI Color Addendum** or **KI Fabrics & Finishes binder**. For Kensington Maple add upcharge.

F Select moisture barrier.

- | | |
|------------|-----------------------|
| MB | - Moisture barrier |
| NMB | - No moisture barrier |

See pricing column for moisture barrier upcharge.



Approx. Packaged Weight	Grade C.O.M.	Grade C	Grade D	Grade E & C.O.L.	Grade F	Grade G	Grade H	Grade I	Grade J	Grade K	Grade L Leather	Grade M Leather	Moisture Barrier add to list price
96.0#	\$ 2286	\$ 2342	\$ 2357	\$ 2375	\$ 2387	\$ 2411	\$ 2435	\$ 2463	\$ 2523	\$ 2582	\$ 2641	\$ 2760	\$ 147
96.0#	2372	2427	2443	2460	2473	2495	2520	2549	2608	2667	2727	2845	147

Kensington Maple Upcharge
Kensington Maple requires extended leadtimes.
Model
AAPG \$50

INFORMATION

C.O.M. Requirements
C.O.M. yardage requirements listed above are based on plain goods 54" wide. If less than 54" wide or fabrics requiring matching (stripes, plaids, prints, large patterns), additional yardage will be needed. Consult C.O.M. matrix on the Ordering C.O.M. and C.O.L. page for additional yardage needed. For C.O.M. fabric sent to KI-High Point on multiple rolls, add an additional yard of fabric per roll to the yardage requirements.

C.O.L. Requirements
Figure 18 sq. ft. of leather (C.O.L.) for each yard shown (i.e., 4.75 x 18 = 85.5 sq. ft.).

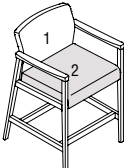
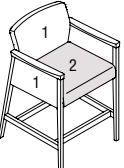
Contrasting Upholstery
When contrasting fabric is chosen, price at highest in-grade.

Minimum Fabric/Leather Quantity
Minimum order for fabric is 1 yard. Minimum order for leather is 1 hide (approximately 50 sq. ft).

Moisture Barrier
Moisture barrier is applied underneath the fabric cover as a means of protecting the foam.

SPECIAL SERVICES
Special Carton Marking
With specially marked information N/C

Shipping
Ships **assembled, FOB High Point, NC 27263, freight prepaid.** Freight class 250.
Specifications and prices are subject to change without prior notice.

	MODEL	Features	COM	MODEL NUMBER							
				Basic Model	Non-Contrast or Fabric Contrast 1	Fabric Contrast 2	Arm Cap	Wood Finish	Glide Option	Moisture Barrier	
	Hip Chair (Open Arm) • 1 = Back (Fabric Contrast 1) C.O.M. = 1.25 yd • 2 = Seat (Fabric Contrast 2) C.O.M. = 1 yd	Non-contrast	1.5 yd	AOHC/NC	<input type="checkbox"/> <input type="checkbox"/> <input type="checkbox"/> <input type="checkbox"/>			<input type="checkbox"/> <input type="checkbox"/>	<input type="checkbox"/> <input type="checkbox"/>	<input type="checkbox"/> <input type="checkbox"/>	<input type="checkbox"/> <input type="checkbox"/>
		Contrast		AOHC/FC	<input type="checkbox"/> <input type="checkbox"/> <input type="checkbox"/> <input type="checkbox"/>	<input type="checkbox"/> <input type="checkbox"/> <input type="checkbox"/> <input type="checkbox"/>	<input type="checkbox"/> <input type="checkbox"/>	<input type="checkbox"/> <input type="checkbox"/>	<input type="checkbox"/> <input type="checkbox"/>	<input type="checkbox"/> <input type="checkbox"/>	<input type="checkbox"/> <input type="checkbox"/>
AFHC											
	Hip Chair (Closed Arm) • 1 = Back (Fabric Contrast 1) C.O.M. = 2.25 yd • 2 = Seat (Fabric Contrast 2) C.O.M. = 1 yd	Non-contrast	2.25 yd	APHC/NC	<input type="checkbox"/> <input type="checkbox"/> <input type="checkbox"/> <input type="checkbox"/>			<input type="checkbox"/> <input type="checkbox"/>	<input type="checkbox"/> <input type="checkbox"/>	<input type="checkbox"/> <input type="checkbox"/>	<input type="checkbox"/> <input type="checkbox"/>
		Contrast		APHC/FC	<input type="checkbox"/> <input type="checkbox"/> <input type="checkbox"/> <input type="checkbox"/>	<input type="checkbox"/> <input type="checkbox"/> <input type="checkbox"/> <input type="checkbox"/>	<input type="checkbox"/> <input type="checkbox"/>	<input type="checkbox"/> <input type="checkbox"/>	<input type="checkbox"/> <input type="checkbox"/>	<input type="checkbox"/> <input type="checkbox"/>	<input type="checkbox"/> <input type="checkbox"/>
AFHC											
					A	B	C	D	E	F	G

HOW TO ORDER

Indicate the following information on order form:

- Quantity of each item.
- Model number, including options. See "How To Build a Model Number".
- Any special service required.

Note: • The indicates that a choice is required.

- The absence of the indicates that no choice is required.
- Alpha-numeric characters in place of indicate that no other alternatives are available.

HOW TO BUILD A MODEL NUMBER

- A** Select basic model.
- B** Select non-contrast or fabric contrast 1. Refer to the **KI Color Addendum** or **KI Fabrics & Finishes binder**.
- C** Select fabric contrast 2. Refer to the **KI Color Addendum** or **KI Fabrics & Finishes binder**.
- D** Select arm option.

WAC	- Wood armcaps
PAC	- Black poly; add \$155
- E** Select wood finish color. Refer to the **KI Color Addendum** or **KI Fabrics & Finishes binder**. For Kensington Maple add upcharge.

- F** Select glide option.

NG	- Nylon glides
PG	- Polycarbonate glides
RG	- Rubber glides
FG	- Felt glides
- G** Select moisture barrier.

MB	- Moisture barrier
NMB	- No moisture barrier

 See pricing column for moisture barrier upcharge.



Approx. Packaged Weight	Grade C.O.M.	Grade C	Grade D	Grade E & C.O.L.	Grade F	Grade G	Grade H	Grade I	Grade J	Grade K	Grade L Leather	Grade M Leather	Moisture Barrier add to list price
65.0#	\$ 1383	\$ 1429	\$ 1443	\$ 1457	\$ 1467	\$ 1486	\$ 1506	\$ 1531	\$ 1579	\$ 1630	\$ 1679	\$ 1778	\$ 119
65.0#	1437	1484	1497	1512	1521	1540	1561	1586	1634	1684	1734	1833	119
65.0#	\$ 1565	\$ 1611	\$ 1625	\$ 1639	\$ 1649	\$ 1669	\$ 1689	\$ 1713	\$ 1764	\$ 1812	\$ 1861	\$ 1960	\$ 119
65.0#	1620	1666	1679	1694	1704	1724	1743	1768	1817	1867	1916	2015	119

INFORMATION

Kensington Maple Upcharge

Kensington Maple requires extended leadtimes.

Model

AAPP	\$69
AAPX	\$69
AOHC	\$64
APHC	\$64

C.O.M. Requirements

C.O.M. yardage requirements listed above are based on plain goods 54" wide. If less than 54" wide or fabrics requiring matching (stripes, plaids, prints, large patterns), additional yardage will be needed. Consult C.O.M. matrix on the Ordering C.O.M. and C.O.L. page for additional yardage needed. For C.O.M. fabric sent to KI-High Point on multiple rolls, add an additional yard of fabric per roll to the yardage requirements.

C.O.L. Requirements

Figure 18 sq. ft. of leather (C.O.L.) for each yard shown (i.e., 4.75 x 18 = 85.5 sq. ft.).

Contrasting Upholstery

When contrasting fabric is chosen, price at highest in-grade.

Minimum Fabric/Leather Quantity

Minimum order for fabric is 1 yard. Minimum order for leather is 1 hide (approximately 50 sq. ft.).

Moisture Barrier

Moisture barrier is applied underneath the fabric cover as a means of protecting the foam.

SPECIAL SERVICES

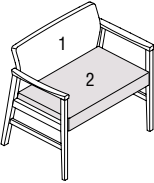
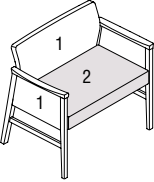
Special Carton Marking

With specially marked information N/C

Shipping

Ships **assembled, FOB High Point, NC 27263, freight prepaid.** Freight class 250.

Specifications and prices are subject to change without prior notice.

MODEL	Features	COM	MODEL NUMBER							
			Basic Model	Non-Contrast or Fabric Contrast 1	Fabric Contrast 2	Arm Cap	Wood Finish	Glide Option	Moisture Barrier	
 <p>Bariatric Chair (Open Arm) • 1 = Back (Fabric Contrast 1) C.O.M. = 1.75 yd • 2 = Seat (Fabric Contrast 2) C.O.M. = 1 yd</p>	Non-contrast	2.5 yd	AOCL/NC	<input type="checkbox"/> <input type="checkbox"/> <input type="checkbox"/> <input type="checkbox"/>			<input type="checkbox"/> <input type="checkbox"/>	<input type="checkbox"/> <input type="checkbox"/>	<input type="checkbox"/> <input type="checkbox"/>	<input type="checkbox"/> <input type="checkbox"/>
	Contrast		AOCL/FC	<input type="checkbox"/> <input type="checkbox"/> <input type="checkbox"/> <input type="checkbox"/>	<input type="checkbox"/> <input type="checkbox"/> <input type="checkbox"/> <input type="checkbox"/>	<input type="checkbox"/> <input type="checkbox"/>	<input type="checkbox"/> <input type="checkbox"/>	<input type="checkbox"/> <input type="checkbox"/>	<input type="checkbox"/> <input type="checkbox"/>	<input type="checkbox"/> <input type="checkbox"/>
AFBS										
 <p>Bariatric Chair (Closed Arm) • 1 = Back and Arms (Fabric Contrast 1) C.O.M. = 2.5 yd • 2 = Seat (Fabric Contrast 2) C.O.M. = 1 yd</p>	Non-contrast	2.75 yd	APCL/NC	<input type="checkbox"/> <input type="checkbox"/> <input type="checkbox"/> <input type="checkbox"/>			<input type="checkbox"/> <input type="checkbox"/>	<input type="checkbox"/> <input type="checkbox"/>	<input type="checkbox"/> <input type="checkbox"/>	<input type="checkbox"/> <input type="checkbox"/>
	Contrast		APCL/FC	<input type="checkbox"/> <input type="checkbox"/> <input type="checkbox"/> <input type="checkbox"/>	<input type="checkbox"/> <input type="checkbox"/> <input type="checkbox"/> <input type="checkbox"/>	<input type="checkbox"/> <input type="checkbox"/>	<input type="checkbox"/> <input type="checkbox"/>	<input type="checkbox"/> <input type="checkbox"/>	<input type="checkbox"/> <input type="checkbox"/>	<input type="checkbox"/> <input type="checkbox"/>
AFBS										

A **B** **C** **D** **E** **F** **G**

HOW TO ORDER

Indicate the following information on order form:

- Quantity of each item.
- Model number, including options. See "How To Build a Model Number".
- Any special service required.

Note: • The indicates that a choice is required.

- The absence of the indicates that no choice is required.
- Alpha-numeric characters in place of indicate that no other alternatives are available.

HOW TO BUILD A MODEL NUMBER

- A** Select basic model.
- B** Select non-contrast or fabric contrast 1. Refer to the **KI Color Addendum** or **KI Fabrics & Finishes binder**.
- C** Select fabric contrast 2. Refer to the **KI Color Addendum** or **KI Fabrics & Finishes binder**.
- D** Select arm option.
WAC - Wood armcaps
PAC - Black poly; add \$172
- E** Select wood finish color. Refer to the **KI Color Addendum** or **KI Fabrics & Finishes binder**. For Kensington Maple add upcharge.

- F** Select glide option.
NG - Nylon glides
PG - Polycarbonate glides
RG - Rubber glides
FG - Felt glides
- G** Select moisture barrier.
MB - Moisture barrier
NMB - No moisture barrier
 See pricing column for moisture barrier upcharge.



Approx. Packaged Weight	Grade C.O.M.	Grade C	Grade D	Grade E & C.O.L.	Grade F	Grade G	Grade H	Grade I	Grade J	Grade K	Grade L Leather	Grade M Leather	Moisture Barrier add to list price
65.0#	\$ 1719	\$ 1813	\$ 1838	\$ 1868	\$ 1887	\$ 1926	\$ 1965	\$ 2016	\$ 2113	\$ 2213	\$ 2312	\$ 2510	\$ 131
65.0#	1778	1872	1896	1926	1946	1985	2024	2074	2172	2272	2371	2568	131

70.0#	\$ 1817	\$ 1921	\$ 1948	\$ 1981	\$ 2002	\$ 2046	\$ 2090	\$ 2143	\$ 2251	\$ 2360	\$ 2468	\$ 2687	\$ 134
70.0#	1876	1980	2006	2039	2061	2104	2148	2202	2310	2419	2527	2745	134

Kensington Maple Upcharge

Kensington Maple requires extended leadtimes.

Model

AOCL	\$54
APCL	\$54

C.O.M. Requirements

C.O.M. yardage requirements listed above are based on plain goods 54" wide. If less than 54" wide or fabrics requiring matching (stripes, plaids, prints, large patterns), additional yardage will be needed. Consult C.O.M. matrix on the Ordering C.O.M. and C.O.L. page for additional yardage needed. For C.O.M. fabric sent to KI-High Point on multiple rolls, add an additional yard of fabric per roll to the yardage requirements.

C.O.L. Requirements

Figure 18 sq. ft. of leather (C.O.L.) for each yard shown (i.e., 4.75 x 18 = 85.5 sq. ft.).

Contrasting Upholstery

When contrasting fabric is chosen, price at highest in-grade.

Minimum Fabric/Leather Quantity

Minimum order for fabric is 1 yard. Minimum order for leather is 1 hide (approximately 50 sq. ft.).

Moisture Barrier

Moisture barrier is applied underneath the fabric cover as a means of protecting the foam.

SPECIAL SERVICES

Special Carton Marking

With specially marked information N/C

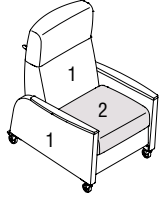
Shipping

Ships **assembled, FOB High Point, NC 27263, freight prepaid.** Freight class 175

Specifications and prices are subject to change without prior notice.

Affina®

Healthcare Seating



AFRL

Recliner (Closed Arm)

- 1 = Back and arms (Fabric Contrast 1) C.O.M. = 4.75 yd
- 2 = Seat (Fabric Contrast 2) C.O.M. = 1.5 yd
-
- Optional magazine pouch (Fabric Contrast 1) C.O.M. = .5 yd

Features	COM	MODEL NUMBER										Approx. Packaged Weight	
		Basic Model	Non-Contrast or Fabric Contrast 1	Fabric Contrast 2	I.V. Pole	Catheter Attachment	Mag Pouch	Mech Type	Arm Cap	Wood Finish	Moist. Barrier		
Non-contrast	5.5 yd	AR/NC	<input type="checkbox"/> <input type="checkbox"/> <input type="checkbox"/>		<input type="checkbox"/> <input type="checkbox"/> <input type="checkbox"/>	<input type="checkbox"/> <input type="checkbox"/> <input type="checkbox"/>	<input type="checkbox"/> <input type="checkbox"/> <input type="checkbox"/>	<input type="checkbox"/> <input type="checkbox"/> <input type="checkbox"/>	<input type="checkbox"/> <input type="checkbox"/> <input type="checkbox"/>	<input type="checkbox"/> <input type="checkbox"/> <input type="checkbox"/>	<input type="checkbox"/> <input type="checkbox"/> <input type="checkbox"/>	<input type="checkbox"/> <input type="checkbox"/> <input type="checkbox"/>	109.0#
Contrast		AR/FC	<input type="checkbox"/> <input type="checkbox"/> <input type="checkbox"/>	<input type="checkbox"/> <input type="checkbox"/> <input type="checkbox"/>	<input type="checkbox"/> <input type="checkbox"/> <input type="checkbox"/>	<input type="checkbox"/> <input type="checkbox"/> <input type="checkbox"/>	<input type="checkbox"/> <input type="checkbox"/> <input type="checkbox"/>	<input type="checkbox"/> <input type="checkbox"/> <input type="checkbox"/>	<input type="checkbox"/> <input type="checkbox"/> <input type="checkbox"/>	<input type="checkbox"/> <input type="checkbox"/> <input type="checkbox"/>	<input type="checkbox"/> <input type="checkbox"/> <input type="checkbox"/>	<input type="checkbox"/> <input type="checkbox"/> <input type="checkbox"/>	109.0#

A **B** **C** **D** **E** **F** **G** **H** **I** **J**

HOW TO ORDER

Indicate the following information on order form:

1. Quantity of each item.
2. Model number, including options. See "How To Build a Model Number".
3. Any special service required.

Note: • The indicates that a choice is required.

- The absence of the indicates that no choice is required.
- Alpha-numeric characters in place of indicate that no other alternatives are available.

HOW TO BUILD A MODEL NUMBER

- A** Select basic model.
- B** Select non-contrast or fabric contrast 1. Refer to the **KI Color Addendum** or **KI Fabrics & Finishes binder**.
- C** Select fabric contrast 2. Refer to the **KI Color Addendum** or **KI Fabrics & Finishes binder**.
- D** Select I.V. pole. (specified facing chair)
 - NS** - No pole
 - LFFIV** - Left facing front; add \$299
 - LRFIV** - Left facing rear; add \$299
 - RFFIV** - Right facing front; add \$299
 - RRFIV** - Right facing rear; add \$299
- E** Select catheter bag attachment. (specified facing chair)
 - NCA** - No catheter attachment
 - LFCA** - Left facing front; add \$48
 - LRCA** - Left facing rear; add \$48

- RFCA** - Right facing front; add \$48
 - RRCA** - Right facing rear; add \$48
- If optional I.V. pole is specified, catheter attachment can not be specified in the same location.
- F** Select magazine pouch. (specified facing chair)
 - NMR** - No magazine pouch
 - LFP** - Left side pouch (requires add'l fabric; matches arm); add \$200
 - RFP** - Right side pouch (requires add'l fabric; matches arm); add \$200
- If optional I.V. pole is specified, magazine pouch cannot be specified on the same side.
- G** Select mechanism type.
 - SM** - Standard mechanism
 - TM** - Trendelenburg mechanism; add \$166

- H** Select armcap option.
 - WAC** - Wood armcaps
 - PAC** - Black poly; add \$155
 - SAC** - Solid surface armcaps; add \$693
- Solid surface armcap color is always Corian™ glacier white.
- I** Select wood finish color. Pick only if product has wood armcaps. Refer to the **KI Color Addendum** or **KI Fabrics & Finishes binder**. For Kensington Maple add upcharge.
 - J** Select moisture barrier.
 - MB** - Moisture barrier
 - NMB** - No moisture barrier
- See pricing column for moisture barrier upcharge.



Grade C.O.M.	Grade C	Grade D	Grade E & C.O.L.	Grade F	Grade G	Grade H	Grade I	Grade J	Grade K	Grade L Leather	Grade M Leather	Moisture Barrier add to list price
\$ 2720	\$ 2775	\$ 2788	\$ 2806	\$ 2817	\$ 2840	\$ 2864	\$ 2892	\$ 2950	\$ 3008	\$ 3065	\$ 3180	\$ 159
2805	2860	2873	2891	2902	2925	2949	2977	3035	3093	3150	3264	159

INFORMATION

Kensington Maple Upcharge

Kensington Maple requires extended leadtimes.

Model

AR	\$21
AR/LFT/LT	\$21
AR/RFT/LT	\$21
AR/LFRT/LT	\$21
AR/RFRT/LT	\$21
AR/LFT/VT	\$21
AR/RFT/VT	\$21
AR/LFRT/VT	\$21
AR/RFRT/VT	\$21

Placement Rules

-Magazine pouch cannot be on same side as I.V. pole.

-Catheter hooks cannot be on same side as I.V. pole.

C.O.M. Requirements

C.O.M. yardage requirements listed above are based on plain goods 54" wide. If less than 54" wide or fabrics requiring matching (stripes, plaids, prints, large patterns), additional yardage will be needed. Consult C.O.M. matrix on the Ordering C.O.M. and C.O.L. page for additional yardage needed. For C.O.M. fabric sent to KI-High Point on multiple rolls, add an additional yard of fabric per roll to the yardage requirements.

C.O.L. Requirements

Figure 18 sq. ft. of leather (C.O.L.) for each yard shown (i.e., 4.75 x 18 = 85.5 sq. ft.).

Contrasting Upholstery

When contrasting fabric is chosen, price at highest in-grade.

Minimum Fabric/Leather Quantity

Minimum order for fabric is 1 yard. Minimum order for leather is 1 hide (approximately 50 sq. ft.).

Moisture Barrier

Moisture barrier is applied underneath the fabric cover as a means of protecting the foam.

SPECIAL SERVICES

Special Carton Marking

With specially marked information N/C

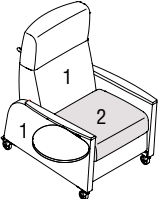
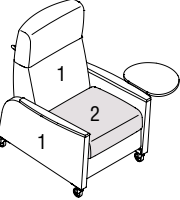
Shipping

Ships **assembled, FOB High Point, NC 27263, freight prepaid.** Freight class 250.

Specifications and prices are subject to change without prior notice.

Affina®

Healthcare Seating

		MODEL NUMBER											
Features	COM	Basic Model	Non-Contrast or Fabric Contrast 1	Fabric Contrast 2	I.V. Pole	Catheter Attachment	Mag Pch.	Mech Type	Arm Cap	Wood Finish	Lam. Color	Moist. Barrier	
	Non-contrast	5.5 yd	AR/NC/LFT/LT	<input type="checkbox"/> <input type="checkbox"/> <input type="checkbox"/>		<input type="checkbox"/>	<input type="checkbox"/> <input type="checkbox"/> <input type="checkbox"/>	<input type="checkbox"/> <input type="checkbox"/> <input type="checkbox"/>	<input type="checkbox"/>	<input type="checkbox"/>	<input type="checkbox"/>	<input type="checkbox"/> <input type="checkbox"/> <input type="checkbox"/>	<input type="checkbox"/> <input type="checkbox"/> <input type="checkbox"/>
	Contrast		AR/FC/LFT/LT	<input type="checkbox"/> <input type="checkbox"/> <input type="checkbox"/>	<input type="checkbox"/> <input type="checkbox"/> <input type="checkbox"/>	<input type="checkbox"/>	<input type="checkbox"/> <input type="checkbox"/> <input type="checkbox"/>	<input type="checkbox"/> <input type="checkbox"/> <input type="checkbox"/>	<input type="checkbox"/>	<input type="checkbox"/>	<input type="checkbox"/>	<input type="checkbox"/> <input type="checkbox"/> <input type="checkbox"/>	<input type="checkbox"/> <input type="checkbox"/> <input type="checkbox"/>
<p>AFRL</p> <p>Recliner w/ Left Facing Laminate Side Articulating Tablet</p> <ul style="list-style-type: none"> • 1 = Back and arms (Fabric Contrast 1) C.O.M. = 4.75 yd • 2 = Seat (Fabric Contrast 2) C.O.M. = 1.5 yd <hr/> <ul style="list-style-type: none"> • Optional magazine pouch (Fabric Contrast 1) C.O.M. = .5 yd 													
	Non-contrast	5.5 yd	AR/NC/RFT/LT	<input type="checkbox"/> <input type="checkbox"/> <input type="checkbox"/>		<input type="checkbox"/>	<input type="checkbox"/> <input type="checkbox"/> <input type="checkbox"/>	<input type="checkbox"/> <input type="checkbox"/> <input type="checkbox"/>	<input type="checkbox"/>	<input type="checkbox"/>	<input type="checkbox"/>	<input type="checkbox"/> <input type="checkbox"/> <input type="checkbox"/>	<input type="checkbox"/> <input type="checkbox"/> <input type="checkbox"/>
	Contrast		AR/FC/RFT/LT	<input type="checkbox"/> <input type="checkbox"/> <input type="checkbox"/>	<input type="checkbox"/> <input type="checkbox"/> <input type="checkbox"/>	<input type="checkbox"/>	<input type="checkbox"/> <input type="checkbox"/> <input type="checkbox"/>	<input type="checkbox"/> <input type="checkbox"/> <input type="checkbox"/>	<input type="checkbox"/>	<input type="checkbox"/>	<input type="checkbox"/>	<input type="checkbox"/> <input type="checkbox"/> <input type="checkbox"/>	<input type="checkbox"/> <input type="checkbox"/> <input type="checkbox"/>
<p>AFRL</p> <p>Recliner w/ Right Facing Laminate Side Articulating Tablet</p> <ul style="list-style-type: none"> • 1 = Back and arms (Fabric Contrast 1) C.O.M. = 4.75 yd • 2 = Seat (Fabric Contrast 2) C.O.M. = 1.5 yd <hr/> <ul style="list-style-type: none"> • Optional magazine pouch (Fabric Contrast 1) C.O.M. = .5 yd 													
			A	B	C	D	E	F	G	H	I	J	K

HOW TO ORDER

Indicate the following information on order form:

1. Quantity of each item.
2. Model number, including options. See "How To Build a Model Number".
3. Any special service required.

Note: • The indicates that a choice is required.

- The absence of the indicates that no choice is required.
- Alpha-numeric characters in place of indicate that no other alternatives are available.

HOW TO BUILD A MODEL NUMBER

- A** Select basic model.
- B** Select non-contrast or fabric contrast 1. Refer to the **KI Color Addendum** or **KI Fabrics & Finishes binder**.
- C** Select fabric contrast 2. Refer to the **KI Color Addendum** or **KI Fabrics & Finishes binder**.
- D** Select I.V. pole. (specified facing chair)
 - NS** - No pole
 - LFFIV** - Left facing front; add \$299
 - LRFIV** - Left facing rear; add \$299
 - RFFIV** - Right facing front; add \$299
 - RRFIV** - Right facing rear; add \$299
 If tablet is specified, tablet, I.V. pole and/or catheter bag attachment must all be specified in unique locations.
- E** Select catheter bag attachment. (specified facing chair)

- NCA** - No catheter attachment
- LFCA** - Left facing front; add \$48
- LRCA** - Left facing rear; add \$48
- RFCA** - Right facing front; add \$48
- RRCA** - Right facing rear; add \$48

If tablet is specified, tablet, I.V. pole and/or catheter bag attachment must all be specified in unique locations.

- F** Select magazine pouch. (specified facing chair)
 - NMR** - No magazine pouch
 - LFP** - Left side pouch (requires add'l fabric; matches arm); add \$200
 - RFP** - Right side pouch (requires add'l fabric; matches arm); add \$200
 If optional I.V. pole is specified, magazine pouch cannot be specified on the same side.

- G** Select mechanism type.
 - SM** - Standard mechanism
 - TM** - Trendelenburg mechanism; add \$166

- H** Select armcap option.
 - WAC** - Wood armcaps
 - PAC** - Black poly; add \$155
 - SAC** - Solid surface armcaps; add \$693
 Solid surface armcap color is always Corian™ glacier white.

- I** Select wood finish color. Pick only if product has wood armcaps. Refer to the **KI Color Addendum** or **KI Fabrics & Finishes binder**. For Kensington Maple add upcharge.

- J** Select laminate color. Refer to the **KI Color Addendum** or **KI Fabrics & Finishes binder**.

- K** Select moisture barrier.
 - MB** - Moisture barrier
 - NMB** - No moisture barrier
 See pricing column for moisture barrier upcharge.



Approx. Packaged Weight	Grade C.O.M.	Grade C	Grade D	Grade E & C.O.L.	Grade F	Grade G	Grade H	Grade I	Grade J	Grade K	Grade L Leather	Grade M Leather	Moisture Barrier add to list price
114.0#	\$ 2979	\$ 3034	\$ 3047	\$ 3065	\$ 3076	\$ 3099	\$ 3123	\$ 3151	\$ 3209	\$ 3266	\$ 3323	\$ 3438	\$ 159
114.0#	3064	3118	3132	3150	3161	3184	3207	3235	3293	3351	3408	3523	159

114.0#	\$ 2979	\$ 3034	\$ 3047	\$ 3065	\$ 3076	\$ 3099	\$ 3123	\$ 3151	\$ 3209	\$ 3266	\$ 3323	\$ 3438	\$ 159
114.0#	3064	3118	3132	3150	3161	3184	3207	3235	3293	3351	3408	3523	159

Kensington Maple Upcharge

Kensington Maple requires extended leadtimes.

Model

AR	\$21
AR/LFT/LT	\$21
AR/RFT/LT	\$21
AR/LFRT/LT	\$21
AR/RFRT/LT	\$21
AR/LFT/VT	\$21
AR/RFT/VT	\$21
AR/LFRT/VT	\$21
AR/RFRT/VT	\$21

INFORMATION

Placement Rules

-Magazine pouch cannot be on same side as I.V. pole.

-Catheter hooks cannot be on same side as I.V. pole.

C.O.M. Requirements

C.O.M. yardage requirements listed above are based on plain goods 54" wide. If less than 54" wide or fabrics requiring matching (stripes, plaids, prints, large patterns), additional yardage will be needed. Consult C.O.M. matrix on the Ordering C.O.M. and C.O.L. page for additional yardage needed. For C.O.M. fabric sent to KI-High Point on multiple rolls, add an additional yard of fabric per roll to the yardage requirements.

C.O.L. Requirements

Figure 18 sq. ft. of leather (C.O.L.) for each yard shown (i.e., 4.75 x 18 = 85.5 sq. ft.).

Contrasting Upholstery

When contrasting fabric is chosen, price at highest in-grade.

Minimum Fabric/Leather Quantity

Minimum order for fabric is 1 yard. Minimum order for leather is 1 hide (approximately 50 sq. ft.).

Moisture Barrier

Moisture barrier is applied underneath the fabric cover as a means of protecting the foam.

SPECIAL SERVICES

Special Carton Marking

With specially marked information N/C

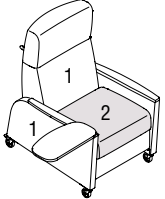
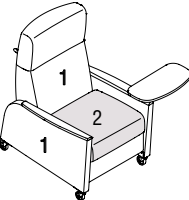
Shipping

Ships **assembled, FOB High Point, NC 27263, freight prepaid.** Freight class 250.

Specifications and prices are subject to change without prior notice.

Affina®

Healthcare Seating

		MODEL NUMBER											
Features	COM	Basic Model	Non-Contrast or Fabric Contrast 1	Fabric Contrast 2	I.V. Pole	Catheter Attachment	Mag Pch.	Mech Type	Arm Cap	Wood Finish	Lam. Color	Moist. Barrier	
	Non-contrast	5.5 yd	AR/NC/LFRT/LT	<input type="checkbox"/> <input type="checkbox"/> <input type="checkbox"/>		<input type="checkbox"/> <input type="checkbox"/>	<input type="checkbox"/> <input type="checkbox"/> <input type="checkbox"/>	<input type="checkbox"/> <input type="checkbox"/>	<input type="checkbox"/> <input type="checkbox"/>	<input type="checkbox"/> <input type="checkbox"/>	<input type="checkbox"/> <input type="checkbox"/> <input type="checkbox"/>	<input type="checkbox"/> <input type="checkbox"/> <input type="checkbox"/>	
	Contrast		AR/FC/LFRT/LT	<input type="checkbox"/> <input type="checkbox"/> <input type="checkbox"/>	<input type="checkbox"/> <input type="checkbox"/>	<input type="checkbox"/> <input type="checkbox"/>	<input type="checkbox"/> <input type="checkbox"/> <input type="checkbox"/>	<input type="checkbox"/> <input type="checkbox"/>	<input type="checkbox"/> <input type="checkbox"/>	<input type="checkbox"/> <input type="checkbox"/>	<input type="checkbox"/> <input type="checkbox"/> <input type="checkbox"/>	<input type="checkbox"/> <input type="checkbox"/> <input type="checkbox"/>	
<p>AFRL</p> <p>Recliner w/ Left Facing Laminate Top Articulating Tablet</p> <ul style="list-style-type: none"> • 1 = Back and arms (Fabric Contrast 1) C.O.M. = 4.75 yd • 2 = Seat (Fabric Contrast 2) C.O.M. = 1.5 yd <p>-----</p> <ul style="list-style-type: none"> • Optional magazine pouch (Fabric Contrast 1) C.O.M. = .5 yd 													
	Non-contrast	5.5 yd	AR/NC/RFRT/LT	<input type="checkbox"/> <input type="checkbox"/> <input type="checkbox"/>		<input type="checkbox"/> <input type="checkbox"/>	<input type="checkbox"/> <input type="checkbox"/> <input type="checkbox"/>	<input type="checkbox"/> <input type="checkbox"/>	<input type="checkbox"/> <input type="checkbox"/>	<input type="checkbox"/> <input type="checkbox"/>	<input type="checkbox"/> <input type="checkbox"/> <input type="checkbox"/>	<input type="checkbox"/> <input type="checkbox"/> <input type="checkbox"/>	
	Contrast		AR/FC/RFRT/LT	<input type="checkbox"/> <input type="checkbox"/> <input type="checkbox"/>	<input type="checkbox"/> <input type="checkbox"/>	<input type="checkbox"/> <input type="checkbox"/>	<input type="checkbox"/> <input type="checkbox"/> <input type="checkbox"/>	<input type="checkbox"/> <input type="checkbox"/>	<input type="checkbox"/> <input type="checkbox"/>	<input type="checkbox"/> <input type="checkbox"/>	<input type="checkbox"/> <input type="checkbox"/> <input type="checkbox"/>	<input type="checkbox"/> <input type="checkbox"/> <input type="checkbox"/>	
<p>AFRL</p> <p>Recliner w/ Right Facing Laminate Top Articulating Tablet</p> <ul style="list-style-type: none"> • 1 = Back and arms (Fabric Contrast 1) C.O.M. = 4.75 yd • 2 = Seat (Fabric Contrast 2) C.O.M. = 1.5 yd <p>-----</p> <ul style="list-style-type: none"> • Optional magazine pouch (Fabric Contrast 1) C.O.M. = .5 yd 													
			A	B	C	D	E	F	G	H	I	J	K

HOW TO ORDER

Indicate the following information on order form:

1. Quantity of each item.
2. Model number, including options. See "How To Build a Model Number".
3. Any special service required.

Note: • The indicates that a choice is required.

- The absence of the indicates that no choice is required.
- Alpha-numeric characters in place of indicate that no other alternatives are available.

HOW TO BUILD A MODEL NUMBER

- A** Select basic model.
- B** Select non-contrast or fabric contrast 1. Refer to the **KI Color Addendum** or **KI Fabrics & Finishes binder**.
- C** Select fabric contrast 2. Refer to the **KI Color Addendum** or **KI Fabrics & Finishes binder**.
- D** Select I.V. pole. (specified facing chair)
 - NS** - No pole
 - LFFIV** - Left facing front; add \$299
 - LRFIV** - Left facing rear; add \$299
 - RFIV** - Right facing front; add \$299
 - RRFIV** - Right facing rear; add \$299
 If tablet is specified, tablet, I.V. pole and/or catheter bag attachment must all be specified in unique locations.
- E** Select catheter bag attachment. (specified facing chair)

- NCA** - No catheter attachment
- LFCA** - Left facing front; add \$48
- LRCA** - Left facing rear; add \$48
- RFCA** - Right facing front; add \$48
- RRCA** - Right facing rear; add \$48

If tablet is specified, tablet, I.V. pole and/or catheter bag attachment must all be specified in unique locations.

- F** Select magazine pouch. (specified facing chair)
 - NMR** - No magazine pouch
 - LFP** - Left side pouch (requires add'l fabric; matches arm); add \$200
 - RFP** - Right side pouch (requires add'l fabric; matches arm); add \$200
 If optional I.V. pole is specified, magazine pouch cannot be specified on the same side.

- G** Select mechanism type.
 - SM** - Standard mechanism
 - TM** - Trendelenburg mechanism; add \$166

H Select armcap option.

- WAC** - Wood armcaps
 - PAC** - Black poly; add \$155
 - SAC** - Solid surface armcaps; add \$693
- Solid surface armcap color is always Corian™ glacier white.

I Select wood finish color. Pick only if product has wood armcaps.

Refer to the **KI Color Addendum** or **KI Fabrics & Finishes binder**. For Kensington Maple add upcharge.

J Select laminate color. Refer to the **KI Color Addendum** or **KI Fabrics & Finishes binder**.

K Select moisture barrier.

- MB** - Moisture barrier
 - NMB** - No moisture barrier
- See pricing column for moisture barrier upcharge.



Approx. Packaged Weight	Grade C.O.M.	Grade C	Grade D	Grade E & C.O.L.	Grade F	Grade G	Grade H	Grade I	Grade J	Grade K	Grade L Leather	Grade M Leather	Moisture Barrier add to list price
114.0#	\$ 2979	\$ 3034	\$ 3047	\$ 3065	\$ 3076	\$ 3099	\$ 3123	\$ 3151	\$ 3209	\$ 3266	\$ 3323	\$ 3438	\$ 159
114.0#	3064	3118	3132	3150	3161	3184	3207	3235	3293	3351	3408	3523	159

114.0#	\$ 2979	\$ 3034	\$ 3047	\$ 3065	\$ 3076	\$ 3099	\$ 3123	\$ 3151	\$ 3209	\$ 3266	\$ 3323	\$ 3438	\$ 159
114.0#	3064	3118	3132	3150	3161	3184	3207	3235	3293	3351	3408	3523	159

INFORMATION

Kensington Maple Upcharge

Kensington Maple requires extended leadtimes.

Model

AR	\$21
AR/LFT/LT	\$21
AR/RFT/LT	\$21
AR/LFRT/LT	\$21
AR/RFRT/LT	\$21
AR/LFT/VT	\$21
AR/RFT/VT	\$21
AR/LFRT/VT	\$21
AR/RFRT/VT	\$21

Placement Rules

-Magazine pouch cannot be on same side as I.V. pole.

-Catheter hooks cannot be on same side as I.V. pole.

C.O.M. Requirements

C.O.M. yardage requirements listed above are based on plain goods 54" wide. If less than 54" wide or fabrics requiring matching (stripes, plaids, prints, large patterns), additional yardage will be needed. Consult C.O.M. matrix on the Ordering C.O.M. and C.O.L. page for additional yardage needed. For C.O.M. fabric sent to KI-High Point on multiple rolls, add an additional yard of fabric per roll to the yardage requirements.

C.O.L. Requirements

Figure 18 sq. ft. of leather (C.O.L.) for each yard shown (i.e., 4.75 x 18 = 85.5 sq. ft.).

Contrasting Upholstery

When contrasting upholstery is chosen, price at highest in-grade.

Minimum Fabric/Leather Quantity

Minimum order for fabric is 1 yard. Minimum order for leather is 1 hide (approximately 50 sq. ft.).

Moisture Barrier

Moisture barrier is applied underneath the fabric cover as a means of protecting the foam.

SPECIAL SERVICES

Special Carton Marking

With specially marked information N/C

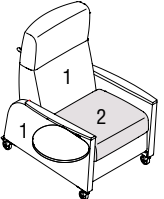
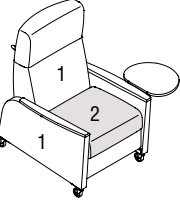
Shipping

Ships **assembled, FOB High Point, NC 27263, freight prepaid.** Freight class 250.

Specifications and prices are subject to change without prior notice.

Affina®

Healthcare Seating

		MODEL NUMBER											
Features	COM	Basic Model	Non-Contrast or Fabric Contrast 1	Fabric Contrast 2	I.V. Pole	Catheter Attachment	Mag Pch.	Mech Type	Arm Cap	Wood Finish	Ven. Color	Moist. Barrier	
	Non-contrast	5.5 yd	AR/NC/LFT/VT	<input type="checkbox"/> <input type="checkbox"/> <input type="checkbox"/>		<input type="checkbox"/>	<input type="checkbox"/> <input type="checkbox"/> <input type="checkbox"/>	<input type="checkbox"/> <input type="checkbox"/> <input type="checkbox"/>	<input type="checkbox"/> <input type="checkbox"/> <input type="checkbox"/>	<input type="checkbox"/> <input type="checkbox"/> <input type="checkbox"/>	<input type="checkbox"/> <input type="checkbox"/> <input type="checkbox"/>	<input type="checkbox"/> <input type="checkbox"/> <input type="checkbox"/>	
	Contrast		AR/FC/LFT/VT	<input type="checkbox"/> <input type="checkbox"/> <input type="checkbox"/>	<input type="checkbox"/> <input type="checkbox"/> <input type="checkbox"/>	<input type="checkbox"/>	<input type="checkbox"/> <input type="checkbox"/> <input type="checkbox"/>	<input type="checkbox"/> <input type="checkbox"/> <input type="checkbox"/>	<input type="checkbox"/> <input type="checkbox"/> <input type="checkbox"/>	<input type="checkbox"/> <input type="checkbox"/> <input type="checkbox"/>	<input type="checkbox"/> <input type="checkbox"/> <input type="checkbox"/>	<input type="checkbox"/> <input type="checkbox"/> <input type="checkbox"/>	
<p>AFRL</p> <p>Recliner w/ Left Facing Veneer Side Articulating Tablet</p> <ul style="list-style-type: none"> • 1 = Back and arms (Fabric Contrast 1) C.O.M. = 4.75 yd • 2 = Seat (Fabric Contrast 2) C.O.M. = 1.5 yd <hr/> <ul style="list-style-type: none"> • Optional magazine pouch (Fabric Contrast 1) C.O.M. = .5 yd 													
	Non-contrast	5.5 yd	AR/NC/RFT/VT	<input type="checkbox"/> <input type="checkbox"/> <input type="checkbox"/>		<input type="checkbox"/>	<input type="checkbox"/> <input type="checkbox"/> <input type="checkbox"/>	<input type="checkbox"/> <input type="checkbox"/> <input type="checkbox"/>	<input type="checkbox"/> <input type="checkbox"/> <input type="checkbox"/>	<input type="checkbox"/> <input type="checkbox"/> <input type="checkbox"/>	<input type="checkbox"/> <input type="checkbox"/> <input type="checkbox"/>	<input type="checkbox"/> <input type="checkbox"/> <input type="checkbox"/>	
	Contrast		AR/FC/RFT/VT	<input type="checkbox"/> <input type="checkbox"/> <input type="checkbox"/>	<input type="checkbox"/> <input type="checkbox"/> <input type="checkbox"/>	<input type="checkbox"/>	<input type="checkbox"/> <input type="checkbox"/> <input type="checkbox"/>	<input type="checkbox"/> <input type="checkbox"/> <input type="checkbox"/>	<input type="checkbox"/> <input type="checkbox"/> <input type="checkbox"/>	<input type="checkbox"/> <input type="checkbox"/> <input type="checkbox"/>	<input type="checkbox"/> <input type="checkbox"/> <input type="checkbox"/>	<input type="checkbox"/> <input type="checkbox"/> <input type="checkbox"/>	
<p>AFRL</p> <p>Recliner w/ Right Facing Veneer Side Articulating Tablet</p> <ul style="list-style-type: none"> • 1 = Back and arms (Fabric Contrast 1) C.O.M. = 4.75 yd • 2 = Seat (Fabric Contrast 2) C.O.M. = 1.5 yd <hr/> <ul style="list-style-type: none"> • Optional magazine pouch (Fabric Contrast 1) C.O.M. = .5 yd 													
			A	B	C	D	E	F	G	H	I	J	K

HOW TO ORDER

Indicate the following information on order form:

- Quantity of each item.
- Model number, including options. See "How To Build a Model Number".
- Any special service required.

Note: • The indicates that a choice is required.

- The absence of the indicates that no choice is required.
- Alpha-numeric characters in place of indicate that no other alternatives are available.

HOW TO BUILD A MODEL NUMBER

- A** Select basic model.
- B** Select non-contrast or fabric contrast 1. Refer to the **KI Color Addendum** or **KI Fabrics & Finishes binder**.
- C** Select fabric contrast 2. Refer to the **KI Color Addendum** or **KI Fabrics & Finishes binder**.
- D** Select I.V. pole. (specified facing chair)
 - NS** - No pole
 - LFFIV** - Left facing front; add \$299
 - LRFIV** - Left facing rear; add \$299
 - RFFIV** - Right facing front; add \$299
 - RRFIV** - Right facing rear; add \$299
 If tablet is specified, tablet, I.V. pole and/or catheter bag attachment must all be specified in unique locations.
- E** Select catheter bag attachment. (specified facing chair)

- NCA** - No catheter attachment
- LFCA** - Left facing front; add \$48
- LRCA** - Left facing rear; add \$48
- RFCA** - Right facing front; add \$48
- RRCA** - Right facing rear; add \$48

If tablet is specified, tablet, I.V. pole and/or catheter bag attachment must all be specified in unique locations.

- F** Select magazine pouch. (specified facing chair)
 - NMR** - No magazine pouch
 - LFP** - Left side pouch (requires add'l fabric; matches arm); add \$200
 - RFP** - Right side pouch (requires add'l fabric; matches arm); add \$200
 If optional I.V. pole is specified, magazine pouch cannot be specified on the same side.

- G** Select mechanism type.
 - SM** - Standard mechanism
 - TM** - Trendelenburg mechanism; add \$166

H Select armcap option.

- WAC** - Wood armcaps
- PAC** - Black poly; add \$155
- SAC** - Solid surface armcaps; add \$693

Solid surface armcap color is always Corian™ glacier white.

I Select wood finish color. Pick only if product has wood armcaps.

Refer to the **KI Color Addendum** or **KI Fabrics & Finishes binder**. For Kensington Maple add upcharge.

J Select veneer color. Refer to the **KI Color Addendum** or **KI Fabrics & Finishes binder**.

K Select moisture barrier.

- MB** - Moisture barrier
 - NMB** - No moisture barrier
- See pricing column for moisture barrier upcharge.



Approx. Packaged Weight	Grade C.O.M.	Grade C	Grade D	Grade E & C.O.L.	Grade F	Grade G	Grade H	Grade I	Grade J	Grade K	Grade L Leather	Grade M Leather	Moisture Barrier add to list price
114.0#	\$ 2979	\$ 3034	\$ 3047	\$ 3065	\$ 3076	\$ 3099	\$ 3123	\$ 3151	\$ 3209	\$ 3266	\$ 3323	\$ 3438	\$ 159
114.0#	3064	3118	3132	3150	3161	3184	3207	3235	3293	3351	3408	3523	159

114.0#	\$ 2979	\$ 3034	\$ 3047	\$ 3065	\$ 3076	\$ 3099	\$ 3123	\$ 3151	\$ 3209	\$ 3266	\$ 3323	\$ 3438	\$ 159
114.0#	3064	3118	3132	3150	3161	3184	3207	3235	3293	3351	3408	3523	159

Kensington Maple Upcharge

Kensington Maple requires extended leadtimes.

Model	
AR	\$21
AR/LFT/LT	\$21
AR/RFT/LT	\$21
AR/LFRT/LT	\$21
AR/RFRT/LT	\$21
AR/LFT/VT	\$21
AR/RFT/VT	\$21
AR/LFRT/VT	\$21
AR/RFRT/VT	\$21

INFORMATION
Placement Rules

-Magazine pouch cannot be on same side as I.V. pole.

-Catheter hooks cannot be on same side as I.V. pole.

C.O.M. Requirements

C.O.M. yardage requirements listed above are based on plain goods 54" wide. If less than 54" wide or fabrics requiring matching (stripes, plaids, prints, large patterns), additional yardage will be needed. Consult C.O.M. matrix on the Ordering C.O.M. and C.O.L. page for additional yardage needed. For C.O.M. fabric sent to KI-High Point on multiple rolls, add an additional yard of fabric per roll to the yardage requirements.

C.O.L. Requirements

Figure 18 sq. ft. of leather (C.O.L.) for each yard shown (i.e., 4.75 x 18 = 85.5 sq. ft.).

Contrasting Upholstery

When contrasting fabric is chosen, price at highest in-grade.

Minimum Fabric/Leather Quantity

Minimum order for fabric is 1 yard. Minimum order for leather is 1 hide (approximately 50 sq. ft.).

Moisture Barrier

Moisture barrier is applied underneath the fabric cover as a means of protecting the foam.

SPECIAL SERVICES
Special Carton Marking

With specially marked information N/C

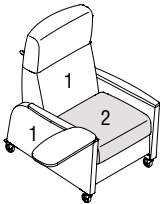
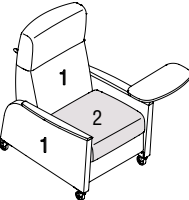
Shipping

Ships **assembled, FOB High Point, NC 27263, freight prepaid.** Freight class 250.

Specifications and prices are subject to change without prior notice.

Affina®

Healthcare Seating

		MODEL NUMBER											
Features	COM	Basic Model	Non-Contrast or Fabric Contrast 1	Fabric Contrast 2	I.V. Pole	Catheter Attachment	Mag Pch.	Mech Type	Arm Cap	Wood Finish	Ven. Color	Moist. Barrier	
	Non-contrast	5.5 yd	AR/NC/LFRT/VT	<input type="checkbox"/> <input type="checkbox"/> <input type="checkbox"/>		<input type="checkbox"/> <input type="checkbox"/>	<input type="checkbox"/> <input type="checkbox"/> <input type="checkbox"/>	<input type="checkbox"/> <input type="checkbox"/>	<input type="checkbox"/> <input type="checkbox"/>	<input type="checkbox"/> <input type="checkbox"/>	<input type="checkbox"/> <input type="checkbox"/> <input type="checkbox"/>	<input type="checkbox"/> <input type="checkbox"/>	
	Contrast		AR/FC/LFRT/VT	<input type="checkbox"/> <input type="checkbox"/> <input type="checkbox"/>	<input type="checkbox"/> <input type="checkbox"/> <input type="checkbox"/>	<input type="checkbox"/> <input type="checkbox"/>	<input type="checkbox"/> <input type="checkbox"/> <input type="checkbox"/>	<input type="checkbox"/> <input type="checkbox"/>	<input type="checkbox"/> <input type="checkbox"/>	<input type="checkbox"/> <input type="checkbox"/>	<input type="checkbox"/> <input type="checkbox"/> <input type="checkbox"/>	<input type="checkbox"/> <input type="checkbox"/>	
<p>AFRL</p> <p>Recliner w/ Left Facing Veneer Top Articulating Tablet</p> <ul style="list-style-type: none"> • 1 = Back and arms (Fabric Contrast 1) C.O.M. = 4.75 yd • 2 = Seat (Fabric Contrast 2) C.O.M. = 1.5 yd <p>-----</p> <ul style="list-style-type: none"> • Optional magazine pouch (Fabric Contrast 1) C.O.M. = .5 yd 													
	Non-contrast	5.5 yd	AR/NC/RFRT/VT	<input type="checkbox"/> <input type="checkbox"/> <input type="checkbox"/>		<input type="checkbox"/> <input type="checkbox"/>	<input type="checkbox"/> <input type="checkbox"/> <input type="checkbox"/>	<input type="checkbox"/> <input type="checkbox"/>	<input type="checkbox"/> <input type="checkbox"/>	<input type="checkbox"/> <input type="checkbox"/>	<input type="checkbox"/> <input type="checkbox"/> <input type="checkbox"/>	<input type="checkbox"/> <input type="checkbox"/>	
	Contrast		AR/FC/RFRT/VT	<input type="checkbox"/> <input type="checkbox"/> <input type="checkbox"/>	<input type="checkbox"/> <input type="checkbox"/> <input type="checkbox"/>	<input type="checkbox"/> <input type="checkbox"/>	<input type="checkbox"/> <input type="checkbox"/> <input type="checkbox"/>	<input type="checkbox"/> <input type="checkbox"/>	<input type="checkbox"/> <input type="checkbox"/>	<input type="checkbox"/> <input type="checkbox"/>	<input type="checkbox"/> <input type="checkbox"/> <input type="checkbox"/>	<input type="checkbox"/> <input type="checkbox"/>	
<p>AFRL</p> <p>Recliner w/ Right Facing Veneer Top Articulating Tablet</p> <ul style="list-style-type: none"> • 1 = Back and arms (Fabric Contrast 1) C.O.M. = 4.75 yd • 2 = Seat (Fabric Contrast 2) C.O.M. = 1.5 yd <p>-----</p> <ul style="list-style-type: none"> • Optional magazine pouch (Fabric Contrast 1) C.O.M. = .5 yd 													
			A	B	C	D	E	F	G	H	I	J	K

HOW TO ORDER

Indicate the following information on order form:

1. Quantity of each item.
2. Model number, including options. See "How To Build a Model Number".
3. Any special service required.

Note: • The indicates that a choice is required.

- The absence of the indicates that no choice is required.
- Alpha-numeric characters in place of indicate that no other alternatives are available.

HOW TO BUILD A MODEL NUMBER

- A** Select basic model.
- B** Select non-contrast or fabric contrast 1. Refer to the **KI Color Addendum** or **KI Fabrics & Finishes binder**.
- C** Select fabric contrast 2. Refer to the **KI Color Addendum** or **KI Fabrics & Finishes binder**.
- D** Select I.V. pole. (specified facing chair)
 - NS** - No pole
 - LFFIV** - Left facing front; add \$299
 - LRFIV** - Left facing rear; add \$299
 - RFFIV** - Right facing front; add \$299
 - RRFIV** - Right facing rear; add \$299

If tablet is specified, tablet, I.V. pole and/or catheter bag attachment must all be specified in unique locations.
- E** Select catheter bag attachment. (specified facing chair)

- NCA** - No catheter attachment
 - LFCA** - Left facing front; add \$48
 - LRCA** - Left facing rear; add \$48
 - RFCA** - Right facing front; add \$48
 - RRCA** - Right facing rear; add \$48
- If tablet is specified, tablet, I.V. pole and/or catheter bag attachment must all be specified in unique locations.
- F** Select magazine pouch. (specified facing chair)
 - NMR** - No magazine pouch
 - LFP** - Left side pouch (requires add'l fabric; matches arm); add \$200
 - RFP** - Right side pouch (requires add'l fabric; matches arm); add \$200

If optional I.V. pole is specified, magazine pouch cannot be specified on the same side.
 - G** Select mechanism type.
 - SM** - Standard mechanism
 - TM** - Trendelenburg mechanism; add \$166

- H** Select armcap option.
 - WAC** - Wood armcaps
 - PAC** - Black poly; add \$155
 - SAC** - Solid surface armcaps; add \$693

Solid surface armcap color is always Corian™ glacier white.
- I** Select wood finish color. Pick only if product has wood armcaps. Refer to the **KI Color Addendum** or **KI Fabrics & Finishes binder**. For Kensington Maple add upcharge.
- J** Select veneer color. Refer to the **KI Color Addendum** or **KI Fabrics & Finishes binder**.
- K** Select moisture barrier.
 - MB** - Moisture barrier
 - NMB** - No moisture barrier

See pricing column for moisture barrier upcharge.



Approx. Packaged Weight	Grade C.O.M.	Grade C	Grade D	Grade E & C.O.L.	Grade F	Grade G	Grade H	Grade I	Grade J	Grade K	Grade L Leather	Grade M Leather	Moisture Barrier add to list price
114.0#	\$ 2979	\$ 3034	\$ 3047	\$ 3065	\$ 3076	\$ 3099	\$ 3123	\$ 3151	\$ 3209	\$ 3266	\$ 3323	\$ 3438	\$ 159
114.0#	3064	3118	3132	3150	3161	3184	3207	3235	3293	3351	3408	3523	159

114.0#	\$ 2979	\$ 3034	\$ 3047	\$ 3065	\$ 3076	\$ 3099	\$ 3123	\$ 3151	\$ 3209	\$ 3266	\$ 3323	\$ 3438	\$ 159
114.0#	3064	3118	3132	3150	3161	3184	3207	3235	3293	3351	3408	3523	159

Kensington Maple Upcharge

Kensington Maple requires extended leadtimes.

Model

AR	\$21
AR/LFT/LT	\$21
AR/RFT/LT	\$21
AR/LFRT/LT	\$21
AR/RFRT/LT	\$21
AR/LFT/VT	\$21
AR/RFT/VT	\$21
AR/LFRT/VT	\$21
AR/RFRT/VT	\$21

INFORMATION

Placement Rules

-Magazine pouch cannot be on same side as I.V. pole.

-Catheter hooks cannot be on same side as I.V. pole.

C.O.M. Requirements

C.O.M. yardage requirements listed above are based on plain goods 54" wide. If less than 54" wide or fabrics requiring matching (stripes, plaids, prints, large patterns), additional yardage will be needed. Consult C.O.M. matrix on the Ordering C.O.M. and C.O.L. page for additional yardage needed. For C.O.M. fabric sent to KI-High Point on multiple rolls, add an additional yard of fabric per roll to the yardage requirements.

C.O.L. Requirements

Figure 18 sq. ft. of leather (C.O.L.) for each yard shown (i.e., 4.75 x 18 = 85.5 sq. ft.).

Contrasting Upholstery

When contrasting fabric is chosen, price at highest in-grade.

Minimum Fabric/Leather Quantity

Minimum order for fabric is 1 yard. Minimum order for leather is 1 hide (approximately 50 sq. ft.).

Moisture Barrier

Moisture barrier is applied underneath the fabric cover as a means of protecting the foam.

SPECIAL SERVICES

Special Carton Marking

With specially marked information N/C

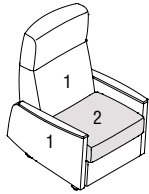
Shipping

Ships **assembled, FOB High Point, NC 27263, freight prepaid.** Freight class 250.

Specifications and prices are subject to change without prior notice.

Affina®

Healthcare Seating



AFRL

MODEL**Wallsaver Recliner**

- 1 = Back, arms and footrest (Fabric Contrast 1) C.O.M. = 5 yd
- 2 = Seat (Fabric Contrast 2) C.O.M. = 1.25 yd

Features**COM**

Non-contrast 6 yd
Contrast

MODEL NUMBER

Non-Contrast or Fabric Contrast 1	Non-Contrast or Fabric Contrast 1	Fabric Contrast 2	Arm Cap	Wood Finish	Moist. Barrier
ARW/NC	<input type="checkbox"/> <input type="checkbox"/> <input type="checkbox"/>		<input type="checkbox"/> <input type="checkbox"/>	<input type="checkbox"/> <input type="checkbox"/>	<input type="checkbox"/> <input type="checkbox"/> <input type="checkbox"/>
ARW/FC	<input type="checkbox"/> <input type="checkbox"/> <input type="checkbox"/>	<input type="checkbox"/> <input type="checkbox"/> <input type="checkbox"/>	<input type="checkbox"/> <input type="checkbox"/>	<input type="checkbox"/> <input type="checkbox"/>	<input type="checkbox"/> <input type="checkbox"/> <input type="checkbox"/>

A**B****C****D****E****F****HOW TO ORDER**

Indicate the following information on order form:

1. Quantity of each item.
2. Model number, including options. See "How To Build a Model Number".
3. Any special service required.

Note: • The indicates that a choice is required.

- The absence of the indicates that no choice is required.
- Alpha-numeric characters in place of indicate that no other alternatives are available.

HOW TO BUILD A MODEL NUMBER

- A** Select non-contrast or fabric contrast 1. Refer to the **KI Color Addendum** or **KI Fabrics & Finishes binder**.

- B** Select basic model.

- C** Select fabric contrast 2. Refer to the **KI Color Addendum** or **KI Fabrics & Finishes binder**.

- D** Select armcap option.
- | | |
|------------|------------------------------------|
| WAC | - Wood armcaps |
| PAC | - Black poly; add \$155 |
| SAC | - Solid surface armcaps; add \$693 |

Solid surface armcap color is always Corian™ glacier white.

- E** Select wood finish color. Refer to the **KI Color Addendum** or **KI Fabrics & Finishes binder**. For Kensington Maple add upcharge.

- F** Select moisture barrier.

MB - Moisture barrier

NMB - No moisture barrier

See pricing column for moisture barrier upcharge.



Approx. Packaged Weight	Grade C.O.M.	Grade C	Grade D	Grade E & C.O.L.	Grade F	Grade G	Grade H	Grade I	Grade J	Grade K	Grade L Leather	Grade M Leather	Moisture Barrier add to list price
115.0#	\$ 2249	\$ 2304	\$ 2318	\$ 2336	\$ 2347	\$ 2370	\$ 2393	\$ 2422	\$ 2479	\$ 2537	\$ 2595	\$ 2710	\$ 159
115.0#	2327	2382	2396	2414	2425	2448	2471	2500	2556	2614	2672	2787	159

Kensington Maple Upcharge

Kensington Maple requires extended leadtimes.

Model

AR	\$21
AR/LFT/LT	\$21
AR/RFT/LT	\$21
AR/LFRT/LT	\$21
AR/RFRT/LT	\$21
AR/LFT/VT	\$21
AR/RFT/VT	\$21
AR/LFRT/VT	\$21
AR/RFRT/VT	\$21

INFORMATION
Placement Rules

-Magazine pouch cannot be on same side as I.V. pole.

-Catheter hooks cannot be on same side as I.V. pole.

C.O.M. Requirements

C.O.M. yardage requirements listed above are based on plain goods 54" wide. If less than 54" wide or fabrics requiring matching (stripes, plaids, prints, large patterns), additional yardage will be needed. Consult C.O.M. matrix on the Ordering C.O.M. and C.O.L. page for additional yardage needed. For C.O.M. fabric sent to KI-High Point on multiple rolls, add an additional yard of fabric per roll to the yardage requirements.

C.O.L. Requirements

Figure 18 sq. ft. of leather (C.O.L.) for each yard shown (i.e., 4.75 x 18 = 85.5 sq. ft.).

Contrasting Upholstery

When contrasting fabric is chosen, price at highest in-grade.

Minimum Fabric/Leather Quantity

Minimum order for fabric is 1 yard. Minimum order for leather is 1 hide (approximately 50 sq. ft.).

Moisture Barrier

Moisture barrier is applied underneath the fabric cover as a means of protecting the foam.

SPECIAL SERVICES
Special Carton Marking

With specially marked information N/C

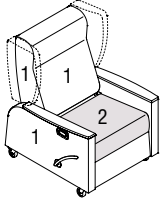
Shipping

Ships **assembled, FOB High Point, NC 27263, freight prepaid.** Freight class 250.

Specifications and prices are subject to change without prior notice.

Affina® 1.5

Recliner



AFRL2

Recliner (Closed Arm)

- 1 = Back, arms and footrest (Fabric Contrast 1) C.O.M. = 4.5 yd
 - 2 = Seat (Fabric Contrast 2) C.O.M. = 1.25 yd
-
- Optional wings (Fabric Contrast 1) C.O.M. = 1.5 yd
 - Optional magazine pouch (Fabric Contrast 1) C.O.M. = .5 yd

Features	COM	MODEL NUMBER									
		Basic Model	Non-Contrast or Fabric Contrast 1	Fabric Contrast 2	I.V. Pole	Catheter Attachment	Magazine Pouch	Mech Type	Arm Cap	Wing back	Wood Finish
Non-contrast	5.5 yd	ARI115/NC	<input type="checkbox"/> <input type="checkbox"/>		<input type="checkbox"/> <input type="checkbox"/>	<input type="checkbox"/> <input type="checkbox"/>	<input type="checkbox"/> <input type="checkbox"/>	<input type="checkbox"/> <input type="checkbox"/>	<input type="checkbox"/> <input type="checkbox"/>	<input type="checkbox"/> <input type="checkbox"/>	<input type="checkbox"/> <input type="checkbox"/>
Contrast		ARI115/FC	<input type="checkbox"/> <input type="checkbox"/>	<input type="checkbox"/> <input type="checkbox"/>	<input type="checkbox"/> <input type="checkbox"/>	<input type="checkbox"/> <input type="checkbox"/>	<input type="checkbox"/> <input type="checkbox"/>	<input type="checkbox"/> <input type="checkbox"/>	<input type="checkbox"/> <input type="checkbox"/>	<input type="checkbox"/> <input type="checkbox"/>	<input type="checkbox"/> <input type="checkbox"/>

A B C D E F G H I J

HOW TO ORDER

Indicate the following information on order form:

1. Quantity of each item.
2. Model number, including options. See "How To Build a Model Number".
3. Any special service required.

Note: • The indicates that a choice is required.

- The absence of the indicates that no choice is required.
- Alpha-numeric characters in place of indicate that no other alternatives are available.

HOW TO BUILD A MODEL NUMBER

- A** Select basic model.
- B** Select non-contrast or fabric contrast 1. Refer to the **KI Color Addendum** or **KI Fabrics & Finishes binder**.
- C** Select fabric contrast 2. Refer to the **KI Color Addendum** or **KI Fabrics & Finishes binder**.
- D** Select I.V. pole (facing).
 - NS** - No pole
 - LRFIV** - Left facing rear; add \$300
 - RFFIV** - Right facing front; add \$300
 - RRFIV** - Right facing rear; add \$300
 If optional magazine pouch is specified, only Left-facing-rear (LRFIV) or No pole (NS) can be specified.
- E** Select catheter bag attachment hook (facing).
 - NCA** - No catheter attachment
 - LRCA** - Left facing rear; add \$50

- RFCA** - Right facing front; add \$50
 - RRCA** - Right facing rear; add \$50
- If optional I.V. pole is specified, catheter attachment can not be specified in the same location.

- F** Select magazine pouch.
 - NMR** - No magazine pouch
 - RFP** - Right side pouch (requires add'l fabric; matches arm); add \$190

- G** Select mechanism type.
 - SM** - Standard mechanism
 - TM** - Trendelenburg mechanism; add \$323

- H** Select arm option.
 - WAC** - Wood armcaps (pair)
 - PAC** - Black poly (pair); add \$172
 - SAC** - Solid surface armcaps; add \$693
 Solid surface armcap color is always Corian™ glacier white.

- I** Select wingback.
 - NWB** - No wingback
 - WWB** - With wingback (requires add'l fabric); add \$719
 Wingback fabric will match back fabric selection.
- J** Select wood finish color. Pick only if product has wood armcaps. Refer to the **KI Color Addendum** or **KI Fabrics & Finishes binder**.



Approx. Packaged Weight	Grade C.O.M.	Grade C	Grade D	Grade E & C.O.L.	Grade F	Grade G	Grade H	Grade I	Grade J	Grade K	Grade L Leather	Grade M Leather	Moisture Barrier add to list price
175.0#	\$ 3600	\$ 3821	\$ 3887	\$ 3961	\$ 4009	\$ 4107	\$ 4203	\$ 4323	\$ 4566	\$ 4808	\$ 5049	\$ 5534	\$ 139
175.0#	3680	3902	3968	4042	4089	4188	4284	4404	4647	4888	5129	5615	139

Kensington Maple Upcharge

Kensington Maple requires extended leadtimes.

Model

Affina II Recliner \$23

INFORMATION
Moisture Barrier

Moisture barrier is applied underneath the fabric cover as a means of protecting the foam.

C.O.M. Requirements

C.O.M. yardage requirements listed above are based on plain goods 54" wide. If less than 54" wide or fabrics requiring matching (stripes, plaids, prints, large patterns), additional yardage will be needed. Consult C.O.M. matrix on the Ordering C.O.M. and C.O.L. page for additional yardage needed. For C.O.M. fabric sent to KI-High Point on multiple rolls, add an additional yard of fabric per roll to the yardage requirements.

C.O.L. Requirements

Figure 18 sq. ft. of leather (C.O.L.) for each yard shown (i.e., 4.75 x 18 = 85.5 sq. ft.).

Contrasting Upholstery

When contrasting fabric is chosen, price at highest in-grade.

Minimum Fabric/Leather Quantity

Minimum order for fabric is 1 yard. Minimum order for leather is 1 hide (approximately 50 sq. ft.).

SPECIAL SERVICES
Special Carton Marking

With specially marked information N/C

Shipping

Ships **assembled, FOB High Point, NC 27263, freight prepaid.** Freight class 250.

Specifications and prices are subject to change without prior notice.



Approx. Packaged Weight	Grade C.O.M.	Grade C	Grade D	Grade E & C.O.L.	Grade F	Grade G	Grade H	Grade I	Grade J	Grade K	Grade L Leather	Grade M Leather	Moisture Barrier add to list price
200.0#	\$ 4011	\$ 4233	\$ 4300	\$ 4374	\$ 4422	\$ 4519	\$ 4616	\$ 4736	\$ 4979	\$ 5221	\$ 5451	\$ 5946	\$ 139
200.0#	4093	4316	4384	4401	4506	4603	4699	4828	5063	5304	5546	6031	139

Kensington Maple Upcharge

Kensington Maple requires extended leadtimes.

Model

Affina II Recliner \$23

INFORMATION
Moisture Barrier

Moisture barrier is applied underneath the fabric cover as a means of protecting the foam.

Kensington Maple Upcharge

Kensington Maple requires extended leadtimes.

Model

Affina II Recliner \$23

C.O.M. Requirements

C.O.M. yardage requirements listed above are based on plain goods 54" wide. If less than 54" wide or fabrics requiring matching (stripes, plaids, prints, large patterns), additional yardage will be needed. Consult C.O.M. matrix on the Ordering C.O.M. and C.O.L. page for additional yardage needed. For C.O.M. fabric sent to KI-High Point on multiple rolls, add an additional yard of fabric per roll to the yardage requirements.

C.O.L. Requirements

Figure 18 sq. ft. of leather (C.O.L.) for each yard shown (i.e., 4.75 x 18 = 85.5 sq. ft.).

Contrasting Upholstery

When contrasting fabric is chosen, price at highest in-grade.

Minimum Fabric/Leather Quantity

Minimum order for fabric is 1 yard. Minimum order for leather is 1 hide (approximately 50 sq. ft.).

SPECIAL SERVICES
Special Carton Marking

With specially marked information N/C

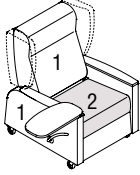
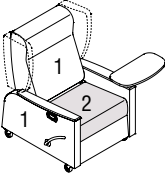
Shipping

Ships **assembled, FOB High Point, NC 27263, freight prepaid.** Freight class 250.

Specifications and prices are subject to change without prior notice.

Affina® 1.5

Recliner

	Features	COM	MODEL NUMBER										
			Basic Model	Non-Contrast or Fabric Contrast 1	Fabric Contrast 2	I.V. Pole	Catheter Attachment	Mag Pouch	Mech Type	Arm Cap	Wing back	Wood Finish	Lam. Color
	Non-contrast	5.5 yd	ARI115/NC/LFRT/LT	<input type="checkbox"/> <input type="checkbox"/> <input type="checkbox"/>			<input type="checkbox"/>	<input type="checkbox"/> <input type="checkbox"/> <input type="checkbox"/>	<input type="checkbox"/>	<input type="checkbox"/>	<input type="checkbox"/>	<input type="checkbox"/>	<input type="checkbox"/>
	Contrast		ARI115/FC/LFRT/LT	<input type="checkbox"/> <input type="checkbox"/> <input type="checkbox"/>	<input type="checkbox"/> <input type="checkbox"/> <input type="checkbox"/>	<input type="checkbox"/>	<input type="checkbox"/>	<input type="checkbox"/> <input type="checkbox"/> <input type="checkbox"/>	<input type="checkbox"/>	<input type="checkbox"/>	<input type="checkbox"/>	<input type="checkbox"/>	<input type="checkbox"/>
<p>AFRL2</p> <p>Recliner w/ Left Facing Laminate Top Articulating Tablet</p> <ul style="list-style-type: none"> • 1 = Back, arms and footrest (Fabric Contrast 1) C.O.M. = 4.5 yd • 2 = Seat (Fabric Contrast 2) C.O.M. = 1.25 yd <p>-----</p> <ul style="list-style-type: none"> • Optional wings (Fabric Contrast 1) C.O.M. = 1.5 yd • Optional magazine pouch (Fabric Contrast 1) C.O.M. = .5 yd 													
	Non-contrast	5.5 yd	ARI115/NC/RFRT/LT	<input type="checkbox"/> <input type="checkbox"/> <input type="checkbox"/>			<input type="checkbox"/>	<input type="checkbox"/> <input type="checkbox"/> <input type="checkbox"/>	<input type="checkbox"/>	<input type="checkbox"/>	<input type="checkbox"/>	<input type="checkbox"/>	<input type="checkbox"/>
	Contrast		ARI115/FC/RFRT/LT	<input type="checkbox"/> <input type="checkbox"/> <input type="checkbox"/>	<input type="checkbox"/> <input type="checkbox"/> <input type="checkbox"/>	<input type="checkbox"/>	<input type="checkbox"/>	<input type="checkbox"/> <input type="checkbox"/> <input type="checkbox"/>	<input type="checkbox"/>	<input type="checkbox"/>	<input type="checkbox"/>	<input type="checkbox"/>	<input type="checkbox"/>
<p>AFRL2</p> <p>Recliner w/ Right Facing Laminate Top Articulating Tablet</p> <ul style="list-style-type: none"> • 1 = Back, arms and footrest (Fabric Contrast 1) C.O.M. = 4.5 yd • 2 = Seat (Fabric Contrast 2) C.O.M. = 1.25 yd <p>-----</p> <ul style="list-style-type: none"> • Optional wings (Fabric Contrast 1) C.O.M. = 1.5 yd • Optional magazine pouch (Fabric Contrast 1) C.O.M. = .5 yd 													
A B C D E F G H I J K													

HOW TO ORDER

Indicate the following information on order form:

1. Quantity of each item.
2. Model number, including options. See "How To Build a Model Number".
3. Any special service required.

Note: • The indicates that a choice is required.

- The absence of the indicates that no choice is required.
- Alpha-numeric characters in place of indicate that no other alternatives are available.

HOW TO BUILD A MODEL NUMBER

- A** Select basic model.
- B** Select non-contrast or fabric contrast 1. Refer to the **KI Color Addendum** or **KI Fabrics & Finishes binder**.
- C** Select fabric contrast 2. Refer to the **KI Color Addendum** or **KI Fabrics & Finishes binder**.
- D** Select I.V. pole (facing).
NS - No pole
LRFIV - Left facing rear; add \$300
RFIV - Right facing front; add \$300
RRFIV - Right facing rear; add \$300
 If optional magazine pouch is specified, only Left-facing-rear (LRFIV) or No pole (NS) can be specified.
- E** Select catheter bag attachment hook (facing).
NCA - No catheter attachment
LRCA - Left facing rear; add \$50

RFCA - Right facing front; add \$50

RRCA - Right facing rear

If optional I.V. pole is specified, catheter attachment can not be specified in the same location.

F Select magazine pouch.

NMR - No magazine pouch

RFP - Right side pouch (requires add'l fabric; matches arm); add \$190

G Select mechanism type.

SM - Standard mechanism

TM - Trendelenburg mechanism; add \$323

H Select arm option.

WAC - Wood armcaps (pair)

PAC - Black poly (pair); add \$172

SAC - Solid surface armcaps; add \$693

Solid surface armcap color is always Corian™ glacier white.

I Select wingback.

NWB - No wingback

WWB - With wingback (requires add'l fabric); add \$719

Wingback fabric will match back fabric selection.

J Select wood finish color.

Pick only if product has wood armcaps.

Refer to the **KI Color Addendum** or **KI Fabrics & Finishes binder**.

K Select laminate color.

Refer to the **KI Color Addendum** or **KI Fabrics & Finishes binder**.



Approx. Packaged Weight	Grade C.O.M.	Grade C	Grade D	Grade E & C.O.L.	Grade F	Grade G	Grade H	Grade I	Grade J	Grade K	Grade L Leather	Grade M Leather	Moisture Barrier add to list price
200.0#	\$ 4011	\$ 4233	\$ 4300	\$ 4374	\$ 4422	\$ 4519	\$ 4616	\$ 4736	\$ 4979	\$ 5221	\$ 5451	\$ 5946	\$ 139
200.0#	4093	4316	4384	4401	4506	4603	4699	4828	5063	5304	5546	6031	139

200.0#	\$ 4011	\$ 4233	\$ 4300	\$ 4374	\$ 4422	\$ 4519	\$ 4616	\$ 4736	\$ 4979	\$ 5221	\$ 5451	\$ 5946	\$ 139
200.0#	4093	4316	4384	4401	4506	4603	4699	4828	5063	5304	5546	6031	139

Kensington Maple Upcharge

Kensington Maple requires extended leadtimes.

Model

Affina II Recliner \$23

INFORMATION
Moisture Barrier

Moisture barrier is applied underneath the fabric cover as a means of protecting the foam.

C.O.M. Requirements

C.O.M. yardage requirements listed above are based on plain goods 54" wide. If less than 54" wide or fabrics requiring matching (stripes, plaids, prints, large patterns), additional yardage will be needed. Consult C.O.M. matrix on the Ordering C.O.M. and C.O.L. page for additional yardage needed. For C.O.M. fabric sent to KI-High Point on multiple rolls, add an additional yard of fabric per roll to the yardage requirements.

C.O.L. Requirements

Figure 18 sq. ft. of leather (C.O.L.) for each yard shown (i.e., 4.75 x 18 = 85.5 sq. ft.).

Contrasting Upholstery

When contrasting fabric is chosen, price at highest in-grade.

Minimum Fabric/Leather Quantity

Minimum order for fabric is 1 yard. Minimum order for leather is 1 hide (approximately 50 sq. ft.).

SPECIAL SERVICES
Special Carton Marking

With specially marked information N/C

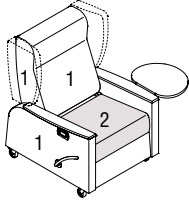
Shipping

Ships **assembled, FOB High Point, NC 27263, freight prepaid.** Freight class 250.

Specifications and prices are subject to change without prior notice.

Affina® 1.5

Recliner



AFRL2

Recliner w/ Right Facing Veneer Side Articulating Tablet

- 1 = Back, arms and footrest (Fabric Contrast 1) C.O.M. = 4.5 yd
- 2 = Seat (Fabric Contrast 2) C.O.M. = 1.25 yd
-
- Optional wings (Fabric Contrast 1) C.O.M. = 1.5 yd
- Optional magazine pouch (Fabric Contrast 1) C.O.M. = .5 yd

Features	COM	MODEL NUMBER											
		Basic Model	Non-Contrast or Fabric Contrast 1	Fabric Contrast 2	I.V. Pole	Catheter Attachment	Mag Pouch	Mech Type	Arm Cap	Wing back	Wood Finish	Ven. Color	
Non-contrast	5.5 yd	ARI115/NC/RFT/VT	<input type="checkbox"/> <input type="checkbox"/> <input type="checkbox"/>			<input type="checkbox"/> <input type="checkbox"/>	<input type="checkbox"/> <input type="checkbox"/> <input type="checkbox"/>	<input type="checkbox"/> <input type="checkbox"/>	<input type="checkbox"/> <input type="checkbox"/>	<input type="checkbox"/> <input type="checkbox"/>	<input type="checkbox"/> <input type="checkbox"/>	<input type="checkbox"/> <input type="checkbox"/>	<input type="checkbox"/> <input type="checkbox"/>
Contrast		ARI115/FC/RFT/VT	<input type="checkbox"/> <input type="checkbox"/> <input type="checkbox"/>	<input type="checkbox"/> <input type="checkbox"/> <input type="checkbox"/>		<input type="checkbox"/> <input type="checkbox"/>	<input type="checkbox"/> <input type="checkbox"/> <input type="checkbox"/>	<input type="checkbox"/> <input type="checkbox"/>	<input type="checkbox"/> <input type="checkbox"/>	<input type="checkbox"/> <input type="checkbox"/>	<input type="checkbox"/> <input type="checkbox"/>	<input type="checkbox"/> <input type="checkbox"/>	<input type="checkbox"/> <input type="checkbox"/>

A B C D E F G H I J K

HOW TO ORDER

Indicate the following information on order form:

1. Quantity of each item.
2. Model number, including options. See "How To Build a Model Number".
3. Any special service required.

Note: • The indicates that a choice is required.

- The absence of the indicates that no choice is required.
- Alpha-numeric characters in place of indicate that no other alternatives are available.

HOW TO BUILD A MODEL NUMBER

- A** Select basic model.
- B** Select non-contrast or fabric contrast 1. Refer to the **KI Color Addendum** or **KI Fabrics & Finishes binder**.
- C** Select fabric contrast 2. Refer to the **KI Color Addendum** or **KI Fabrics & Finishes binder**.
- D** Select I.V. pole (facing).
 - NS** - No pole
 - LRFIV** - Left facing rear; add \$300
 - RRFIV** - Right facing front; add \$300
 - RRFIV** - Right facing rear; add \$300
 If optional magazine pouch is specified, only Left-facing-rear (LRFIV) or No pole (NS) can be specified.
- E** Select catheter bag attachment hook (facing).
 - NCA** - No catheter attachment
 - LRCA** - Left facing rear

- RFCA** - Right facing front
 - RRCA** - Right facing rear
- If optional I.V. pole is specified, catheter attachment can not be specified in the same location.
- F** Select magazine pouch.
 - NMR** - No magazine pouch
 - RFP** - Right side pouch (requires add'l fabric; matches arm); add \$190
 - G** Select mechanism type.
 - SM** - Standard mechanism
 - TM** - Trendelenburg mechanism; add \$323
 - H** Select arm option.
 - WAC** - Wood armcaps (pair)
 - PAC** - Black poly (pair); add \$172
 - SAC** - Solid surface armcaps; add \$693
 Solid surface armcap color is always Corian™ glacier white.

- I** Select wingback.
 - NWB** - No wingback
 - WWB** - With wingback (requires add'l fabric); add \$719
 Wingback fabric will match back fabric selection.
- J** Select wood finish color. Pick only if product has wood armcaps. Refer to the **KI Color Addendum** or **KI Fabrics & Finishes binder**.
- K** Select veneer color. Refer to the **KI Color Addendum** or **KI Fabrics & Finishes binder**.



Approx. Packaged Weight	Grade C.O.M.	Grade C	Grade D	Grade E & C.O.L.	Grade F	Grade G	Grade H	Grade I	Grade J	Grade K	Grade L Leather	Grade M Leather	Moisture Barrier add to list price
200.0#	\$ 4011	\$ 4233	\$ 4300	\$ 4374	\$ 4422	\$ 4519	\$ 4616	\$ 4736	\$ 4979	\$ 5221	\$ 5451	\$ 5946	\$ 139
200.0#	4093	4316	4384	4401	4506	4603	4699	4828	5063	5304	5546	6031	139

Kensington Maple Upcharge

Kensington Maple requires extended leadtimes.

Model

Affina II Recliner \$23

INFORMATION
Moisture Barrier

Moisture barrier is applied underneath the fabric cover as a means of protecting the foam.

Kensington Maple Upcharge

Kensington Maple requires extended leadtimes.

Model

Affina II Recliner \$23

C.O.M. Requirements

C.O.M. yardage requirements listed above are based on plain goods 54" wide. If less than 54" wide or fabrics requiring matching (stripes, plaids, prints, large patterns), additional yardage will be needed. Consult C.O.M. matrix on the Ordering C.O.M. and C.O.L. page for additional yardage needed. For C.O.M. fabric sent to KI-High Point on multiple rolls, add an additional yard of fabric per roll to the yardage requirements.

C.O.L. Requirements

Figure 18 sq. ft. of leather (C.O.L.) for each yard shown (i.e., 4.75 x 18 = 85.5 sq. ft.).

Contrasting Upholstery

When contrasting fabric is chosen, price at highest in-grade.

Minimum Fabric/Leather Quantity

Minimum order for fabric is 1 yard. Minimum order for leather is 1 hide (approximately 50 sq. ft.).

SPECIAL SERVICES
Special Carton Marking

With specially marked information N/C

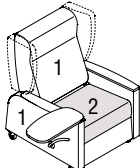
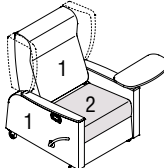
Shipping

Ships **assembled, FOB High Point, NC 27263, freight prepaid.** Freight class 250.

Specifications and prices are subject to change without prior notice.

Affina® 1.5

Recliner

Features	COM	MODEL NUMBER											
		Basic Model	Non-Contrast or Fabric Contrast 1	Fabric Contrast 2	I.V. Pole	Catheter Attachment	Mag Pouch	Mech Type	Arm Cap	Wing back	Wood Finish	Ven. Color	
 <p>1 = Back, arms and footrest (Fabric Contrast 1) C.O.M. = 4.5 yd 2 = Seat (Fabric Contrast 2) C.O.M. = 1.25 yd</p> <p>-----</p> <p>• Optional wings (Fabric Contrast 1) C.O.M. = 1.5 yd • Optional magazine pouch (Fabric Contrast 1) C.O.M. = .5 yd</p>	Non-contrast 5.5 yd	ARI115/NC/LFRT/VT	<input type="checkbox"/> <input type="checkbox"/> <input type="checkbox"/>			<input type="checkbox"/> <input type="checkbox"/>	<input type="checkbox"/> <input type="checkbox"/> <input type="checkbox"/>	<input type="checkbox"/> <input type="checkbox"/>	<input type="checkbox"/> <input type="checkbox"/>	<input type="checkbox"/> <input type="checkbox"/>	<input type="checkbox"/> <input type="checkbox"/>	<input type="checkbox"/> <input type="checkbox"/>	<input type="checkbox"/> <input type="checkbox"/>
	Contrast	ARI115/FC/LFRT/VT	<input type="checkbox"/> <input type="checkbox"/> <input type="checkbox"/>	<input type="checkbox"/> <input type="checkbox"/> <input type="checkbox"/>		<input type="checkbox"/> <input type="checkbox"/>	<input type="checkbox"/> <input type="checkbox"/> <input type="checkbox"/>	<input type="checkbox"/> <input type="checkbox"/>	<input type="checkbox"/> <input type="checkbox"/>	<input type="checkbox"/> <input type="checkbox"/>	<input type="checkbox"/> <input type="checkbox"/>	<input type="checkbox"/> <input type="checkbox"/>	<input type="checkbox"/> <input type="checkbox"/>
 <p>1 = Back, arms and footrest (Fabric Contrast 1) C.O.M. = 4.5 yd 2 = Seat (Fabric Contrast 2) C.O.M. = 1.25 yd</p> <p>-----</p> <p>• Optional wings (Fabric Contrast 1) C.O.M. = 1.5 yd • Optional magazine pouch (Fabric Contrast 1) C.O.M. = .5 yd</p>	Non-contrast 5.5 yd	ARI115/NC/RFRT/VT	<input type="checkbox"/> <input type="checkbox"/> <input type="checkbox"/>			<input type="checkbox"/> <input type="checkbox"/>	<input type="checkbox"/> <input type="checkbox"/> <input type="checkbox"/>	<input type="checkbox"/> <input type="checkbox"/>	<input type="checkbox"/> <input type="checkbox"/>	<input type="checkbox"/> <input type="checkbox"/>	<input type="checkbox"/> <input type="checkbox"/>	<input type="checkbox"/> <input type="checkbox"/>	<input type="checkbox"/> <input type="checkbox"/>
	Contrast	ARI115/FC/RFRT/VT	<input type="checkbox"/> <input type="checkbox"/> <input type="checkbox"/>	<input type="checkbox"/> <input type="checkbox"/> <input type="checkbox"/>		<input type="checkbox"/> <input type="checkbox"/>	<input type="checkbox"/> <input type="checkbox"/> <input type="checkbox"/>	<input type="checkbox"/> <input type="checkbox"/>	<input type="checkbox"/> <input type="checkbox"/>	<input type="checkbox"/> <input type="checkbox"/>	<input type="checkbox"/> <input type="checkbox"/>	<input type="checkbox"/> <input type="checkbox"/>	<input type="checkbox"/> <input type="checkbox"/>

A **B** **C** **D** **E** **F** **G** **H** **I** **J** **K**

HOW TO ORDER

Indicate the following information on order form:

- Quantity of each item.
- Model number, including options. See "How To Build a Model Number".
- Any special service required.

Note: • The indicates that a choice is required.

- The absence of the indicates that no choice is required.
- Alpha-numeric characters in place of indicate that no other alternatives are available.

HOW TO BUILD A MODEL NUMBER

- A** Select basic model.
- B** Select non-contrast or fabric contrast 1. Refer to the **KI Color Addendum** or **KI Fabrics & Finishes binder**.
- C** Select fabric contrast 2. Refer to the **KI Color Addendum** or **KI Fabrics & Finishes binder**.
- D** Select I.V. pole (facing).
 - NS** - No pole
 - LRFIV** - Left facing rear; add \$300
 - RRFV** - Right facing front; add \$300
 - RRFV** - Right facing rear; add \$300
 If optional magazine pouch is specified, only Left-facing-rear (LRFIV) or No pole (NS) can be specified.
- E** Select catheter bag attachment hook (facing).
 - NCA** - No catheter attachment
 - LRCA** - Left facing rear

- RFCA** - Right facing front
- RRCA** - Right facing rear
- If optional I.V. pole is specified, catheter attachment can not be specified in the same location.
- F** Select magazine pouch.
 - NMR** - No magazine pouch
 - RFP** - Right side pouch (requires add'l fabric; matches arm); add \$190
- G** Select mechanism type.
 - SM** - Standard mechanism
 - TM** - Trendelenburg mechanism; add \$323
- H** Select arm option.
 - WAC** - Wood armcaps (pair)
 - PAC** - Black poly (pair); add \$172
 - SAC** - Solid surface armcaps; add \$693
 Solid surface armcap color is always Corian™ glacier white.

- I** Select wingback.
 - NWB** - No wingback
 - WWB** - With wingback (requires add'l fabric); add \$719
 Wingback fabric will match back fabric selection.
- J** Select wood finish color. Pick only if product has wood armcaps. Refer to the **KI Color Addendum** or **KI Fabrics & Finishes binder**.
- K** Select veneer color. Refer to the **KI Color Addendum** or **KI Fabrics & Finishes binder**.



Approx. Packaged Weight	Grade C.O.M.	Grade C	Grade D	Grade E & C.O.L.	Grade F	Grade G	Grade H	Grade I	Grade J	Grade K	Grade L Leather	Grade M Leather	Moisture Barrier add to list price
200.0#	\$ 4011	\$ 4233	\$ 4300	\$ 4374	\$ 4422	\$ 4519	\$ 4616	\$ 4736	\$ 4979	\$ 5221	\$ 5451	\$ 5946	\$ 139
200.0#	4093	4316	4384	4401	4506	4603	4699	4828	5063	5304	5546	6031	139

200.0#	\$ 4011	\$ 4233	\$ 4300	\$ 4374	\$ 4422	\$ 4519	\$ 4616	\$ 4736	\$ 4979	\$ 5221	\$ 5451	\$ 5946	\$ 139
200.0#	4093	4316	4384	4401	4506	4603	4699	4828	5063	5304	5546	6031	139

Kensington Maple Upcharge

Kensington Maple requires extended leadtimes.

Model

Affina II Recliner \$23

Moisture Barrier

Moisture barrier is applied underneath the fabric cover as a means of protecting the foam.

C.O.M. Requirements

C.O.M. yardage requirements listed above are based on plain goods 54" wide. If less than 54" wide or fabrics requiring matching (stripes, plaids, prints, large patterns), additional yardage will be needed. Consult C.O.M. matrix on the Ordering C.O.M. and C.O.L. page for additional yardage needed. For C.O.M. fabric sent to KI-High Point on multiple rolls, add an additional yard of fabric per roll to the yardage requirements.

C.O.L. Requirements

Figure 18 sq. ft. of leather (C.O.L.) for each yard shown (i.e., 4.75 x 18 = 85.5 sq. ft.).

Contrasting Upholstery

When contrasting fabric is chosen, price at highest in-grade.

Minimum Fabric/Leather Quantity

Minimum order for fabric is 1 yard. Minimum order for leather is 1 hide (approximately 50 sq. ft.).

SPECIAL SERVICES

Special Carton Marking

With specially marked information N/C

Shipping

Ships **assembled, FOB High Point, NC 27263, freight prepaid.** Freight class 250.

Specifications and prices are subject to change without prior notice.



Approx. Packaged Weight	Grade C.O.M.	Grade C	Grade D	Grade E & C.O.L.	Grade F	Grade G	Grade H	Grade I	Grade J	Grade K	Grade L Leather	Grade M Leather	Moisture Barrier add to list price
200.0#	\$ 4501	\$ 4716	\$ 4782	\$ 4853	\$ 4899	\$ 4994	\$ 5086	\$ 5205	\$ 5441	\$ 5675	\$ 5909	\$ 6379	\$ 139
200.0#	4582	4797	4862	4934	4979	5075	5167	5286	5522	5756	5990	6459	139

Kensington Maple Upcharge

Kensington Maple requires extended leadtimes.

Model

Affina II Recliner \$23

INFORMATION
Moisture Barrier

Moisture barrier is applied underneath the fabric cover as a means of protecting the foam.

C.O.M. Requirements

C.O.M. yardage requirements listed above are based on plain goods 54" wide. If less than 54" wide or fabrics requiring matching (stripes, plaids, prints, large patterns), additional yardage will be needed. Consult C.O.M. matrix on the Ordering C.O.M. and C.O.L. page for additional yardage needed. For C.O.M. fabric sent to KI-High Point on multiple rolls, add an additional yard of fabric per roll to the yardage requirements.

C.O.L. Requirements

Figure 18 sq. ft. of leather (C.O.L.) for each yard shown (i.e., 4.75 x 18 = 85.5 sq. ft.).

Contrasting Upholstery

When contrasting fabric is chosen, price at highest in-grade.

Minimum Fabric/Leather Quantity

Minimum order for fabric is 1 yard. Minimum order for leather is 1 hide (approximately 50 sq. ft.).

SPECIAL SERVICES
Special Carton Marking

With specially marked information N/C

Shipping

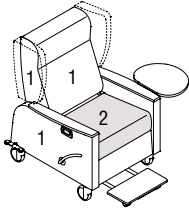
Ships **assembled, FOB High Point, NC 27263, freight prepaid.** Freight class 250.

Specifications and prices are subject to change without prior notice.

Affina® II

Recliner

Features	COM	MODEL NUMBER											
		Basic Model	Non-Contrast or Fabric Contrast 1	Fabric Contrast 2	I.V. Pole	Catheter Attachment	Mag Pouch	Mech Type	Arm Cap	Wing back	Wood Finish	Lam. Color	
Non-Contrast	5.5 yd	ARI/NC/RFT/LT	<input type="checkbox"/> <input type="checkbox"/> <input type="checkbox"/>			<input type="checkbox"/>	<input type="checkbox"/> <input type="checkbox"/> <input type="checkbox"/>	<input type="checkbox"/>	<input type="checkbox"/>	<input type="checkbox"/>	<input type="checkbox"/>	<input type="checkbox"/>	<input type="checkbox"/>
Contrast		ARI/FC/RFT/LT	<input type="checkbox"/> <input type="checkbox"/> <input type="checkbox"/>	<input type="checkbox"/> <input type="checkbox"/> <input type="checkbox"/>		<input type="checkbox"/>	<input type="checkbox"/> <input type="checkbox"/> <input type="checkbox"/>	<input type="checkbox"/>	<input type="checkbox"/>	<input type="checkbox"/>	<input type="checkbox"/>	<input type="checkbox"/>	<input type="checkbox"/>



AFRL2

Recliner w/ Right Facing Laminate Side Articulating Tablet

- 1 = Back, arms and footrest (Fabric Contrast 1) C.O.M. = 4.5 yd
- 2 = Seat (Fabric Contrast 2) C.O.M. = 1.25 yd
-
- Optional wings (Fabric Contrast 1) C.O.M. = 1.5 yd
- Optional magazine pouch (Fabric Contrast 1) C.O.M. = .5 yd

A B C D E F G H I J K

HOW TO ORDER

Indicate the following information on order form:

1. Quantity of each item.
2. Model number, including options. See "How To Build a Model Number".
3. Any special service required.

Note: • The indicates that a choice is required.

- The absence of the indicates that no choice is required.
- Alpha-numeric characters in place of indicate that no other alternatives are available.

HOW TO BUILD A MODEL NUMBER

- A** Select basic model.
- B** Select non-contrast or fabric contrast 1. Refer to the **KI Color Addendum** or **KI Fabrics & Finishes binder**.
- C** Select fabric contrast 2. Refer to the **KI Color Addendum** or **KI Fabrics & Finishes binder**.
- D** Select I.V. pole (facing).
 - NS** - No pole
 - LRFIV** - Left facing rear; add \$300
 - RRFIV** - Right facing front; add \$300
 - RRFIV** - Right facing rear; add \$300
 If optional magazine pouch is specified, only Left-facing-rear (LRFIV) or No pole (NS) can be specified.
- E** Select catheter bag attachment hook (facing).
 - NCA** - No catheter attachment
 - LRCA** - Left facing rear

- RFCA** - Right facing front
- RRCA** - Right facing rear
- If optional I.V. pole is specified, catheter attachment can not be specified in the same location.
- F** Select magazine pouch.
 - NMR** - No magazine pouch
 - RFP** - Right side pouch (requires add'l fabric; matches arm); add \$190
- G** Select mechanism type.
 - SM** - Standard mechanism
 - TM** - Trendelenburg mechanism; add \$323
- H** Select arm option.
 - WAC** - Wood armcaps (pair)
 - PAC** - Black poly (pair); add \$172
 - SAC** - Solid surface armcaps; add \$693
 Solid surface armcap color is always Corian™ glacier white.

- I** Select wingback.
 - NWB** - No wingback
 - WWB** - With wingback (requires add'l fabric); add \$719
 Wingback fabric will match back fabric selection.
- J** Select wood finish color. Pick only if product has wood armcaps. Refer to the **KI Color Addendum** or **KI Fabrics & Finishes binder**.
- K** Select laminate color. Refer to the **KI Color Addendum** or **KI Fabrics & Finishes binder**.



Approx. Packaged Weight	Grade C.O.M.	Grade C	Grade D	Grade E & C.O.L.	Grade F	Grade G	Grade H	Grade I	Grade J	Grade K	Grade L Leather	Grade M Leather	Moisture Barrier add to list price
200.0#	\$ 4901	\$ 5118	\$ 5182	\$ 5254	\$ 5299	\$ 5395	\$ 5489	\$ 5607	\$ 5841	\$ 6075	\$ 6310	\$ 6780	\$ 139
200.0#	4981	5199	5263	5334	5380	5476	5569	5687	5921	6156	6391	6861	139

Kensington Maple Upcharge

Kensington Maple requires extended leadtimes.

Model

Affina II Recliner \$23

INFORMATION
Moisture Barrier

Moisture barrier is applied underneath the fabric cover as a means of protecting the foam.

C.O.M. Requirements

C.O.M. yardage requirements listed above are based on plain goods 54" wide. If less than 54" wide or fabrics requiring matching (stripes, plaids, prints, large patterns), additional yardage will be needed. Consult C.O.M. matrix on the Ordering C.O.M. and C.O.L. page for additional yardage needed. For C.O.M. fabric sent to KI-High Point on multiple rolls, add an additional yard of fabric per roll to the yardage requirements.

C.O.L. Requirements

Figure 18 sq. ft. of leather (C.O.L.) for each yard shown (i.e., 4.75 x 18 = 85.5 sq. ft.).

Contrasting Upholstery

When contrasting fabric is chosen, price at highest in-grade.

Minimum Fabric/Leather Quantity

Minimum order for fabric is 1 yard. Minimum order for leather is 1 hide (approximately 50 sq. ft.).

SPECIAL SERVICES
Special Carton Marking

With specially marked information N/C

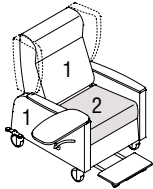
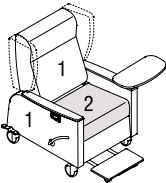
Shipping

Ships **assembled, FOB High Point, NC 27263, freight prepaid.** Freight class 250.

Specifications and prices are subject to change without prior notice.

Affina® II

Recliner

		MODEL NUMBER											
Features	COM	Basic Model	Non-Contrast or Fabric Contrast 1	Fabric Contrast 2	I.V. Pole	Catheter Attachment	Mag Pouch	Mech Type	Arm Cap	Wing back	Wood Finish	Lam. Color	
	Non-Contrast	5.5 yd	ARI/NC/LFRT/LT	<input type="checkbox"/> <input type="checkbox"/> <input type="checkbox"/>		<input type="checkbox"/> <input type="checkbox"/>	<input type="checkbox"/> <input type="checkbox"/> <input type="checkbox"/>	<input type="checkbox"/> <input type="checkbox"/>	<input type="checkbox"/> <input type="checkbox"/>	<input type="checkbox"/> <input type="checkbox"/>	<input type="checkbox"/> <input type="checkbox"/>	<input type="checkbox"/> <input type="checkbox"/>	
	Contrast		ARI/FC/LFRT/LT	<input type="checkbox"/> <input type="checkbox"/> <input type="checkbox"/>	<input type="checkbox"/> <input type="checkbox"/> <input type="checkbox"/>	<input type="checkbox"/> <input type="checkbox"/>	<input type="checkbox"/> <input type="checkbox"/> <input type="checkbox"/>	<input type="checkbox"/> <input type="checkbox"/>	<input type="checkbox"/> <input type="checkbox"/>	<input type="checkbox"/> <input type="checkbox"/>	<input type="checkbox"/> <input type="checkbox"/>	<input type="checkbox"/> <input type="checkbox"/>	
<p>AFRL2</p> <p>Recliner w/ Left Facing Laminate Top Articulating Tablet</p> <ul style="list-style-type: none"> 1 = Back, arms and footrest (Fabric Contrast 1) C.O.M. = 4.5 yd 2 = Seat (Fabric Contrast 2) C.O.M. = 1.25 yd <p>-----</p> <ul style="list-style-type: none"> Optional wings (Fabric Contrast 1) C.O.M. = 1.5 yd Optional magazine pouch (Fabric Contrast 1) C.O.M. = .5 yd 													
	Non-Contrast	5.5 yd	ARI/NC/RFRT/LT	<input type="checkbox"/> <input type="checkbox"/> <input type="checkbox"/>		<input type="checkbox"/> <input type="checkbox"/>	<input type="checkbox"/> <input type="checkbox"/> <input type="checkbox"/>	<input type="checkbox"/> <input type="checkbox"/>	<input type="checkbox"/> <input type="checkbox"/>	<input type="checkbox"/> <input type="checkbox"/>	<input type="checkbox"/> <input type="checkbox"/>	<input type="checkbox"/> <input type="checkbox"/>	
	Contrast		ARI/FC/RFRT/LT	<input type="checkbox"/> <input type="checkbox"/> <input type="checkbox"/>	<input type="checkbox"/> <input type="checkbox"/> <input type="checkbox"/>	<input type="checkbox"/> <input type="checkbox"/>	<input type="checkbox"/> <input type="checkbox"/> <input type="checkbox"/>	<input type="checkbox"/> <input type="checkbox"/>	<input type="checkbox"/> <input type="checkbox"/>	<input type="checkbox"/> <input type="checkbox"/>	<input type="checkbox"/> <input type="checkbox"/>	<input type="checkbox"/> <input type="checkbox"/>	
<p>AFRL2</p> <p>Recliner w/ Right Facing Laminate Top Articulating Tablet</p> <ul style="list-style-type: none"> 1 = Back, arms and footrest (Fabric Contrast 1) C.O.M. = 4.5 yd 2 = Seat (Fabric Contrast 2) C.O.M. = 1.25 yd <p>-----</p> <ul style="list-style-type: none"> Optional wings (Fabric Contrast 1) C.O.M. = 1.5 yd Optional magazine pouch (Fabric Contrast 1) C.O.M. = .5 yd 													
			A	B	C	D	E	F	G	H	I	J	K

HOW TO ORDER

Indicate the following information on order form:

- Quantity of each item.
- Model number, including options. See "How To Build a Model Number".
- Any special service required.

Note: • The indicates that a choice is required.

- The absence of the indicates that no choice is required.
- Alpha-numeric characters in place of indicate that no other alternatives are available.

HOW TO BUILD A MODEL NUMBER

- A** Select basic model.
- B** Select non-contrast or fabric contrast 1. Refer to the **KI Color Addendum** or **KI Fabrics & Finishes binder**.
- C** Select fabric contrast 2. Refer to the **KI Color Addendum** or **KI Fabrics & Finishes binder**.
- D** Select I.V. pole (facing).
 - NS** - No pole
 - LRFIV** - Left facing rear; add \$300
 - RFIV** - Right facing front; add \$300
 - RRFIV** - Right facing rear; add \$300
 If optional magazine pouch is specified, only Left-facing-rear (LRFIV) or No pole (NS) can be specified.
- E** Select catheter bag attachment hook (facing).
 - NCA** - No catheter attachment
 - LRCA** - Left facing rear; add \$50

- RFCA** - Right facing front; add \$50
 - RRCA** - Right facing rear; add \$50
- If optional I.V. pole is specified, catheter attachment can not be specified in the same location.

- F** Select magazine pouch.
 - NMR** - No magazine pouch
 - RFP** - Right side pouch (requires add'l fabric; matches arm); add \$190

- G** Select mechanism type.
 - SM** - Standard mechanism
 - TM** - Trendelenburg mechanism; add \$323

- H** Select arm option.
 - WAC** - Wood armcaps (pair)
 - PAC** - Black poly (pair); add \$172
 - SAC** - Solid surface armcaps; add \$693
 Solid surface armcap color is always Corian™ glacier white.

- I** Select wingback.
 - NWB** - No wingback
 - WWB** - With wingback (requires add'l fabric); add \$719
 Wingback fabric will match back fabric selection.
- J** Select wood finish color. Pick only if product has wood armcaps. Refer to the **KI Color Addendum** or **KI Fabrics & Finishes binder**.
- K** Select laminate color. Refer to the **KI Color Addendum** or **KI Fabrics & Finishes binder**.



Approx. Packaged Weight	Grade C.O.M.	Grade C	Grade D	Grade E & C.O.L.	Grade F	Grade G	Grade H	Grade I	Grade J	Grade K	Grade L Leather	Grade M Leather	Moisture Barrier add to list price
200.0#	\$ 4901	\$ 5118	\$ 5182	\$ 5254	\$ 5299	\$ 5395	\$ 5489	\$ 5607	\$ 5841	\$ 6075	\$ 6310	\$ 6780	\$ 139
200.0#	4981	5199	5263	5334	5380	5476	5569	5687	5921	6156	6391	6861	139

200.0#	\$ 4901	\$ 5118	\$ 5182	\$ 5254	\$ 5299	\$ 5395	\$ 5489	\$ 5607	\$ 5841	\$ 6075	\$ 6310	\$ 6780	\$ 139
200.0#	4981	5199	5263	5334	5380	5476	5569	5687	5921	6156	6391	6861	139

Kensington Maple Upcharge

Kensington Maple requires extended leadtimes.

Model

Affina II Recliner \$23

INFORMATION
Moisture Barrier

Moisture barrier is applied underneath the fabric cover as a means of protecting the foam.

C.O.M. Requirements

C.O.M. yardage requirements listed above are based on plain goods 54" wide. If less than 54" wide or fabrics requiring matching (stripes, plaids, prints, large patterns), additional yardage will be needed. Consult C.O.M. matrix on the Ordering C.O.M. and C.O.L. page for additional yardage needed. For C.O.M. fabric sent to KI-High Point on multiple rolls, add an additional yard of fabric per roll to the yardage requirements.

C.O.L. Requirements

Figure 18 sq. ft. of leather (C.O.L.) for each yard shown (i.e., 4.75 x 18 = 85.5 sq. ft.).

Contrasting Upholstery

When contrasting fabric is chosen, price at highest in-grade.

Minimum Fabric/Leather Quantity

Minimum order for fabric is 1 yard. Minimum order for leather is 1 hide (approximately 50 sq. ft.).

SPECIAL SERVICES
Special Carton Marking

With specially marked information N/C

Shipping

Ships **assembled, FOB High Point, NC 27263, freight prepaid.** Freight class 250.

Specifications and prices are subject to change without prior notice.



Approx. Packaged Weight	Grade C.O.M.	Grade C	Grade D	Grade E & C.O.L.	Grade F	Grade G	Grade H	Grade I	Grade J	Grade K	Grade L Leather	Grade M Leather	Moisture Barrier add to list price
200.0#	\$ 4901	\$ 5118	\$ 5182	\$ 5254	\$ 5299	\$ 5395	\$ 5489	\$ 5607	\$ 5841	\$ 6075	\$ 6310	\$ 6780	\$ 139
200.0#	4981	5199	5263	5334	5380	5476	5569	5687	5921	6156	6391	6861	139

Kensington Maple Upcharge

Kensington Maple requires extended leadtimes.

Model

Affina II Recliner \$23

INFORMATION
Moisture Barrier

Moisture barrier is applied underneath the fabric cover as a means of protecting the foam.

C.O.M. Requirements

C.O.M. yardage requirements listed above are based on plain goods 54" wide. If less than 54" wide or fabrics requiring matching (stripes, plaids, prints, large patterns), additional yardage will be needed. Consult C.O.M. matrix on the Ordering C.O.M. and C.O.L. page for additional yardage needed. For C.O.M. fabric sent to KI-High Point on multiple rolls, add an additional yard of fabric per roll to the yardage requirements.

C.O.L. Requirements

Figure 18 sq. ft. of leather (C.O.L.) for each yard shown (i.e., 4.75 x 18 = 85.5 sq. ft.).

Contrasting Upholstery

When contrasting fabric is chosen, price at highest in-grade.

Minimum Fabric/Leather Quantity

Minimum order for fabric is 1 yard. Minimum order for leather is 1 hide (approximately 50 sq. ft.).

SPECIAL SERVICES
Special Carton Marking

With specially marked information N/C

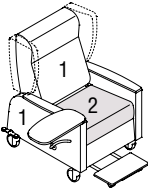
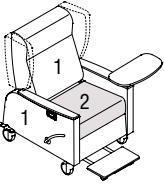
Shipping

Ships **assembled, FOB High Point, NC 27263, freight prepaid.** Freight class 250.

Specifications and prices are subject to change without prior notice.

Affina® II

Recliner

		MODEL NUMBER											
Features	COM	Basic Model	Non-Contrast or Fabric Contrast 1	Fabric Contrast 2	I.V. Pole	Catheter Attachment	Mag Pouch	Mech Type	Arm Cap	Wing back	Wood Finish	Veneer Color	
	Non-Contrast	5.5 yd	ARI/NC/LFRT/VT	<input type="checkbox"/> <input type="checkbox"/> <input type="checkbox"/> <input type="checkbox"/>		<input type="checkbox"/> <input type="checkbox"/>	<input type="checkbox"/> <input type="checkbox"/>	<input type="checkbox"/> <input type="checkbox"/>	<input type="checkbox"/> <input type="checkbox"/>	<input type="checkbox"/> <input type="checkbox"/>	<input type="checkbox"/> <input type="checkbox"/>	<input type="checkbox"/> <input type="checkbox"/>	
	Contrast		ARI/FC/LFRT/VT	<input type="checkbox"/> <input type="checkbox"/> <input type="checkbox"/> <input type="checkbox"/>	<input type="checkbox"/> <input type="checkbox"/> <input type="checkbox"/> <input type="checkbox"/>	<input type="checkbox"/> <input type="checkbox"/>	<input type="checkbox"/> <input type="checkbox"/>	<input type="checkbox"/> <input type="checkbox"/>	<input type="checkbox"/> <input type="checkbox"/>	<input type="checkbox"/> <input type="checkbox"/>	<input type="checkbox"/> <input type="checkbox"/>	<input type="checkbox"/> <input type="checkbox"/>	
<p>AFRL2</p> <p>Recliner w/ Left Facing Veneer Top Articulating Tablet</p> <ul style="list-style-type: none"> • 1 = Back, arms and footrest (Fabric Contrast 1) C.O.M. = 4.5 yd • 2 = Seat (Fabric Contrast 2) C.O.M. = 1.25 yd <p>-----</p> <ul style="list-style-type: none"> • Optional wings (Fabric Contrast 1) C.O.M. = 1.5 yd • Optional magazine pouch (Fabric Contrast 1) C.O.M. = .5 yd 													
	Non-Contrast	5.5 yd	ARI/NC/RFRT/VT	<input type="checkbox"/> <input type="checkbox"/> <input type="checkbox"/> <input type="checkbox"/>		<input type="checkbox"/> <input type="checkbox"/>	<input type="checkbox"/> <input type="checkbox"/>	<input type="checkbox"/> <input type="checkbox"/>	<input type="checkbox"/> <input type="checkbox"/>	<input type="checkbox"/> <input type="checkbox"/>	<input type="checkbox"/> <input type="checkbox"/>	<input type="checkbox"/> <input type="checkbox"/>	
	Contrast		ARI/FC/RFRT/VT	<input type="checkbox"/> <input type="checkbox"/> <input type="checkbox"/> <input type="checkbox"/>	<input type="checkbox"/> <input type="checkbox"/> <input type="checkbox"/> <input type="checkbox"/>	<input type="checkbox"/> <input type="checkbox"/>	<input type="checkbox"/> <input type="checkbox"/>	<input type="checkbox"/> <input type="checkbox"/>	<input type="checkbox"/> <input type="checkbox"/>	<input type="checkbox"/> <input type="checkbox"/>	<input type="checkbox"/> <input type="checkbox"/>	<input type="checkbox"/> <input type="checkbox"/>	
<p>AFRL2</p> <p>Recliner w/ Right Facing Veneer Top Articulating Tablet</p> <ul style="list-style-type: none"> • 1 = Back, arms and footrest (Fabric Contrast 1) C.O.M. = 4.5 yd • 2 = Seat (Fabric Contrast 2) C.O.M. = 1.25 yd <p>-----</p> <ul style="list-style-type: none"> • Optional wings (Fabric Contrast 1) C.O.M. = 1.5 yd • Optional magazine pouch (Fabric Contrast 1) C.O.M. = .5 yd 													
			A	B	C	D	E	F	G	H	I	J	K

HOW TO ORDER

Indicate the following information on order form:

1. Quantity of each item.
2. Model number, including options. See "How To Build a Model Number".
3. Any special service required.

Note: • The indicates that a choice is required.

- The absence of the indicates that no choice is required.
- Alpha-numeric characters in place of indicate that no other alternatives are available.

HOW TO BUILD A MODEL NUMBER

- A** Select basic model.
- B** Select non-contrast or fabric contrast 1. Refer to the **KI Color Addendum** or **KI Fabrics & Finishes binder**.
- C** Select fabric contrast 2. Refer to the **KI Color Addendum** or **KI Fabrics & Finishes binder**.
- D** Select I.V. pole (facing).
 - NS** - No pole
 - LRFIV** - Left facing rear; add \$300
 - RFIV** - Right facing front; add \$300
 - RRFIV** - Right facing rear; add \$300
 If optional magazine pouch is specified, only Left-facing-rear (LRFIV) or No pole (NS) can be specified.
- E** Select catheter bag attachment hook (facing).
 - NCA** - No catheter attachment
 - LRCA** - Left facing rear; add \$50

- RFCA** - Right facing front; add \$50
 - RRCA** - Right facing rear; add \$50
- If optional I.V. pole is specified, catheter attachment can not be specified in the same location.

- F** Select magazine pouch.
 - NMR** - No magazine pouch
 - RFP** - Right side pouch (requires add'l fabric; matches arm); add \$190

- G** Select mechanism type.
 - SM** - Standard mechanism
 - TM** - Trendelenburg mechanism; add \$323

- H** Select arm option.
 - WAC** - Wood armcaps (pair)
 - PAC** - Black poly (pair); add \$172
 - SAC** - Solid surface armcaps; add \$693
 Solid surface armcap color is always Corian™ glacier white.

- I** Select wingback.
 - NWB** - No wingback
 - WWB** - With wingback (requires add'l fabric); add \$719
 Wingback fabric will match back fabric selection.
- J** Select wood finish color. Pick only if product has wood armcaps. Refer to the **KI Color Addendum** or **KI Fabrics & Finishes binder**.
- K** Select veneer color. Refer to the **KI Color Addendum** or **KI Fabrics & Finishes binder**.



Approx. Packaged Weight	Grade C.O.M.	Grade C	Grade D	Grade E & C.O.L.	Grade F	Grade G	Grade H	Grade I	Grade J	Grade K	Grade L Leather	Grade M Leather	Moisture Barrier add to list price
200.0#	\$ 4901	\$ 5118	\$ 5182	\$ 5254	\$ 5299	\$ 5395	\$ 5489	\$ 5607	\$ 5841	\$ 6075	\$ 6310	\$ 6780	\$ 139
200.0#	4981	5199	5263	5334	5380	5476	5569	5687	5921	6156	6391	6861	139

200.0#	\$ 4901	\$ 5118	\$ 5182	\$ 5254	\$ 5299	\$ 5395	\$ 5489	\$ 5607	\$ 5841	\$ 6075	\$ 6310	\$ 6780	\$ 139
200.0#	4981	5199	5263	5334	5380	5476	5569	5687	5921	6156	6391	6861	139

Kensington Maple Upcharge
Kensington Maple requires extended leadtimes.
Model
Affina II Recliner \$23

INFORMATION

Moisture Barrier
Moisture barrier is applied underneath the fabric cover as a means of protecting the foam.

Kensington Maple Upcharge
Kensington Maple requires extended leadtimes.
Model
Affina II Recliner \$23

C.O.M. Requirements
C.O.M. yardage requirements listed above are based on plain goods 54" wide. If less than 54" wide or fabrics requiring matching (stripes, plaids, prints, large patterns), additional yardage will be needed. Consult C.O.M. matrix on the Ordering C.O.M. and C.O.L. page for additional yardage needed. For C.O.M. fabric sent to KI-High Point on multiple rolls, add an additional yard of fabric per roll to the yardage requirements.

C.O.L. Requirements
Figure 18 sq. ft. of leather (C.O.L.) for each yard shown (i.e., 4.75 x 18 = 85.5 sq. ft.).

Contrasting Upholstery
When contrasting fabric is chosen, price at highest in-grade.

Minimum Fabric/Leather Quantity
Minimum order for fabric is 1 yard. Minimum order for leather is 1 hide (approximately 50 sq. ft.).

SPECIAL SERVICES
Special Carton Marking
With specially marked information N/C

Shipping
Ships assembled, FOB High Point, NC 27263, freight prepaid. Freight class 250.

Specifications and prices are subject to change without prior notice.



Approx. Packaged Weight	Grade C.O.M.	Grade C	Grade D	Grade E & C.O.L.	Grade F	Grade G	Grade H	Grade I	Grade J	Grade K	Grade L Leather	Grade M Leather	Moisture Barrier add to list price
210.0#	\$ 5174	\$ 5389	\$ 5454	\$ 5526	\$ 5571	\$ 5667	\$ 5759	\$ 5878	\$ 6114	\$ 6348	\$ 6582	\$ 7051	\$ 139
210.0#	5255	5470	5535	5607	5652	5747	5839	5958	6194	6428	6662	7132	139

Kensington Maple Upcharge
Kensington Maple requires extended leadtimes.
Model
Affina II Recliner \$23

INFORMATION

Moisture Barrier
Moisture barrier is applied underneath the fabric cover as a means of protecting the foam.

C.O.M. Requirements
C.O.M. yardage requirements listed above are based on plain goods 54" wide. If less than 54" wide or fabrics requiring matching (stripes, plaids, prints, large patterns), additional yardage will be needed. Consult C.O.M. matrix on the Ordering C.O.M. and C.O.L. page for additional yardage needed. For C.O.M. fabric sent to KI-High Point on multiple rolls, add an additional yard of fabric per roll to the yardage requirements.

C.O.L. Requirements
Figure 18 sq. ft. of leather (C.O.L.) for each yard shown (i.e., 4.75 x 18 = 85.5 sq. ft.).

Contrasting Upholstery
When contrasting fabric is chosen, price at highest in-grade.

Minimum Fabric/Leather Quantity
Minimum order for fabric is 1 yard. Minimum order for leather is 1 hide (approximately 50 sq. ft.).

SPECIAL SERVICES
Special Carton Marking
With specially marked information N/C

Shipping
Ships **assembled, FOB High Point, NC 27263, freight prepaid.** Freight class 250.

Specifications and prices are subject to change without prior notice.



Approx. Packaged Weight	Grade C.O.M.	Grade C	Grade D	Grade E & C.O.L.	Grade F	Grade G	Grade H	Grade I	Grade J	Grade K	Grade L Leather	Grade M Leather	Moisture Barrier add to list price
210.0#	\$ 5573	\$ 5791	\$ 5855	\$ 5926	\$ 5972	\$ 6068	\$ 6161	\$ 6279	\$ 6513	\$ 6748	\$ 6983	\$ 7453	\$ 139
210.0#	5654	5872	5936	6007	6053	6149	6242	6360	6594	6829	7064	7534	139

Kensington Maple Upcharge

Kensington Maple requires extended leadtimes.

Model

Affina II Recliner \$23

INFORMATION
Moisture Barrier

Moisture barrier is applied underneath the fabric cover as a means of protecting the foam.

C.O.M. Requirements

C.O.M. yardage requirements listed above are based on plain goods 54" wide. If less than 54" wide or fabrics requiring matching (stripes, plaids, prints, large patterns), additional yardage will be needed. Consult C.O.M. matrix on the Ordering C.O.M. and C.O.L. page for additional yardage needed. For C.O.M. fabric sent to KI-High Point on multiple rolls, add an additional yard of fabric per roll to the yardage requirements.

C.O.L. Requirements

Figure 18 sq. ft. of leather (C.O.L.) for each yard shown (i.e., 4.75 x 18 = 85.5 sq. ft.).

Contrasting Upholstery

When contrasting fabric is chosen, price at highest in-grade.

Minimum Fabric/Leather Quantity

Minimum order for fabric is 1 yard. Minimum order for leather is 1 hide (approximately 50 sq. ft.).

SPECIAL SERVICES
Special Carton Marking

With specially marked information N/C

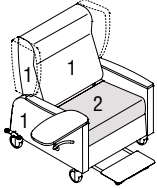
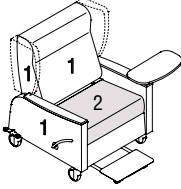
Shipping

Ships **assembled, FOB High Point, NC 27263, freight prepaid.** Freight class 250.

Specifications and prices are subject to change without prior notice.

Affina® II

Bariatric Recliner

		MODEL NUMBER										
Features	COM	Basic Model	Non-Contrast or Fabric Contrast 1	Fabric Contrast 2	I.V. Pole	Catheter Attachment	Mag Pouch	Arm Cap	Wing back	Wood Finish	Lam. Color	
	Non-contrast	6.5 yd	ARIIBAR/NC/LFRT/LT	<input type="checkbox"/> <input type="checkbox"/> <input type="checkbox"/> <input type="checkbox"/>		<input type="checkbox"/> <input type="checkbox"/>	<input type="checkbox"/> <input type="checkbox"/> <input type="checkbox"/>	<input type="checkbox"/> <input type="checkbox"/>	<input type="checkbox"/> <input type="checkbox"/>	<input type="checkbox"/> <input type="checkbox"/>	<input type="checkbox"/> <input type="checkbox"/>	
	Contrast		ARIIBAR/FC/LFRT/LT	<input type="checkbox"/> <input type="checkbox"/> <input type="checkbox"/> <input type="checkbox"/>	<input type="checkbox"/> <input type="checkbox"/> <input type="checkbox"/> <input type="checkbox"/>	<input type="checkbox"/> <input type="checkbox"/>	<input type="checkbox"/> <input type="checkbox"/> <input type="checkbox"/>	<input type="checkbox"/> <input type="checkbox"/>	<input type="checkbox"/> <input type="checkbox"/>	<input type="checkbox"/> <input type="checkbox"/>	<input type="checkbox"/> <input type="checkbox"/>	
<p>AFRL2</p> <p>Recliner w/ Left Facing Laminate Top Articulating Tablet</p> <ul style="list-style-type: none"> • 1 = Back, arms and footrest (Fabric Contrast 1) C.O.M. = 5.5 yd • 2 = Seat (Fabric Contrast 2) C.O.M. = 1.25 yd <p>-----</p> <ul style="list-style-type: none"> • Optional wings (Fabric Contrast 1) C.O.M. = 1.5 yd • Optional magazine pouch (Fabric Contrast 1) C.O.M. = .5 yd 												
	Non-contrast	6.5 yd	ARIIBAR/NC/RFRT/LT	<input type="checkbox"/> <input type="checkbox"/> <input type="checkbox"/> <input type="checkbox"/>		<input type="checkbox"/> <input type="checkbox"/>	<input type="checkbox"/> <input type="checkbox"/> <input type="checkbox"/>	<input type="checkbox"/> <input type="checkbox"/>	<input type="checkbox"/> <input type="checkbox"/>	<input type="checkbox"/> <input type="checkbox"/>	<input type="checkbox"/> <input type="checkbox"/>	
	Contrast		ARIIBAR/FC/RFRT/LT	<input type="checkbox"/> <input type="checkbox"/> <input type="checkbox"/> <input type="checkbox"/>	<input type="checkbox"/> <input type="checkbox"/> <input type="checkbox"/> <input type="checkbox"/>	<input type="checkbox"/> <input type="checkbox"/>	<input type="checkbox"/> <input type="checkbox"/> <input type="checkbox"/>	<input type="checkbox"/> <input type="checkbox"/>	<input type="checkbox"/> <input type="checkbox"/>	<input type="checkbox"/> <input type="checkbox"/>	<input type="checkbox"/> <input type="checkbox"/>	
<p>AFRL2</p> <p>Recliner w/ Right Facing Laminate Top Articulating Tablet</p> <ul style="list-style-type: none"> • 1 = Back, arms and footrest (Fabric Contrast 1) C.O.M. = 5.5 yd • 2 = Seat (Fabric Contrast 2) C.O.M. = 1.25 yd <p>-----</p> <ul style="list-style-type: none"> • Optional wings (Fabric Contrast 1) C.O.M. = 1.5 yd • Optional magazine pouch (Fabric Contrast 1) C.O.M. = .5 yd 												
			A	B	C	D	E	F	G	H	I	J

HOW TO ORDER

Indicate the following information on order form:

- Quantity of each item.
- Model number, including options. See "How To Build a Model Number".
- Any special service required.

Note: • The indicates that a choice is required.

- The absence of the indicates that no choice is required.
- Alpha-numeric characters in place of indicate that no other alternatives are available.

HOW TO BUILD A MODEL NUMBER

- A** Select basic model.
- B** Select non-contrast or fabric contrast 1. Refer to the **KI Color Addendum** or **KI Fabrics & Finishes binder**.
- C** Select fabric contrast 2. Refer to the **KI Color Addendum** or **KI Fabrics & Finishes binder**.
- D** Select I.V. pole (facing).
 - NS** - No pole
 - LRFIV** - Left facing rear; add \$300
 - RFIV** - Right facing front; add \$300
 - RRFIV** - Right facing rear; add \$300
 If optional magazine pouch is specified, only Left-facing-rear (LRFIV) or No pole (NS) can be specified.
- E** Select catheter bag attachment hook (facing).
 - NCA** - No catheter attachment
 - LRCA** - Left facing rear; add \$50

- RFCA** - Right facing front; add \$50
 - RRCA** - Right facing rear; add \$50
- If optional I.V. pole is specified, catheter attachment can not be specified in the same location.

- F** Select magazine pouch.
 - NMR** - No magazine pouch
 - RFP** - Right side pouch (requires add'l fabric; matches arm); add \$190

- G** Select arm option.
 - WAC** - Wood armcaps (pair)
 - PAC** - Black poly (pair); add \$172
 - SAC** - Solid surface armcaps; add \$693
 Solid surface armcap color is always Corian™ glacier white.

- H** Select wingback.
 - NWB** - No wingback
 - WWB** - With wingback (requires add'l fabric); add \$719
 Wingback fabric will match back fabric selection.

- I** Select wood finish color. Pick only if product has wood armcaps. Refer to the **KI Color Addendum** or **KI Fabrics & Finishes binder**.

- J** Select laminate color. Refer to the **KI Color Addendum** or **KI Fabrics & Finishes binder**.



Approx. Packaged Weight	Grade C.O.M.	Grade C	Grade D	Grade E & C.O.L.	Grade F	Grade G	Grade H	Grade I	Grade J	Grade K	Grade L Leather	Grade M Leather	Moisture Barrier add to list price
210.0#	\$ 5573	\$ 5791	\$ 5855	\$ 5926	\$ 5972	\$ 6068	\$ 6161	\$ 6279	\$ 6513	\$ 6748	\$ 6983	\$ 7453	\$ 139
210.0#	5654	5872	5936	6007	6053	6149	6242	6360	6594	6829	7064	7534	139

210.0#	\$ 5573	\$ 5791	\$ 5855	\$ 5926	\$ 5972	\$ 6068	\$ 6161	\$ 6279	\$ 6513	\$ 6748	\$ 6983	\$ 7453	\$ 139
210.0#	5654	5872	5936	6007	6053	6149	6242	6360	6594	6829	7064	7534	139

Kensington Maple Upcharge

Kensington Maple requires extended leadtimes.

Model

Affina II Recliner \$23

INFORMATION
Moisture Barrier

Moisture barrier is applied underneath the fabric cover as a means of protecting the foam.

Kensington Maple Upcharge

Kensington Maple requires extended leadtimes.

Model

Affina II Recliner \$23

C.O.M. Requirements

C.O.M. yardage requirements listed above are based on plain goods 54" wide. If less than 54" wide or fabrics requiring matching (stripes, plaids, prints, large patterns), additional yardage will be needed. Consult C.O.M. matrix on the Ordering C.O.M. and C.O.L. page for additional yardage needed. For C.O.M. fabric sent to KI-High Point on multiple rolls, add an additional yard of fabric per roll to the yardage requirements.

C.O.L. Requirements

Figure 18 sq. ft. of leather (C.O.L.) for each yard shown (i.e., 4.75 x 18 = 85.5 sq. ft.).

Contrasting Upholstery

When contrasting fabric is chosen, price at highest in-grade.

Minimum Fabric/Leather Quantity

Minimum order for fabric is 1 yard. Minimum order for leather is 1 hide (approximately 50 sq. ft.).

SPECIAL SERVICES
Special Carton Marking

With specially marked information N/C

Shipping

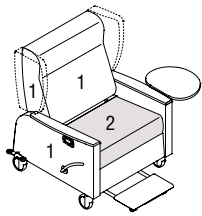
Ships assembled, FOB High Point, NC 27263, freight prepaid. Freight class 250.

Specifications and prices are subject to change without prior notice.

Affina® II

Bariatric Recliner

Features	COM	MODEL NUMBER										
		Basic Model	Non-Contrast or Fabric Contrast 1	Fabric Contrast 2	I.V. Pole	Catheter Attachment	Mag Pch.	Arm Cap	Wing back	Wood Finish	Ven. Color	
Non-contrast	6.5 yd	ARIIBAR/NC/RFT/VT	<input type="checkbox"/> <input type="checkbox"/> <input type="checkbox"/> <input type="checkbox"/>		<input type="checkbox"/> <input type="checkbox"/>	<input type="checkbox"/> <input type="checkbox"/> <input type="checkbox"/> <input type="checkbox"/>	<input type="checkbox"/> <input type="checkbox"/>	<input type="checkbox"/> <input type="checkbox"/>	<input type="checkbox"/> <input type="checkbox"/>	<input type="checkbox"/> <input type="checkbox"/>	<input type="checkbox"/> <input type="checkbox"/>	<input type="checkbox"/> <input type="checkbox"/>
Contrast		ARIIBAR/FC/RFT/VT	<input type="checkbox"/> <input type="checkbox"/> <input type="checkbox"/> <input type="checkbox"/>	<input type="checkbox"/> <input type="checkbox"/>	<input type="checkbox"/> <input type="checkbox"/>	<input type="checkbox"/> <input type="checkbox"/> <input type="checkbox"/> <input type="checkbox"/>	<input type="checkbox"/> <input type="checkbox"/>	<input type="checkbox"/> <input type="checkbox"/>	<input type="checkbox"/> <input type="checkbox"/>	<input type="checkbox"/> <input type="checkbox"/>	<input type="checkbox"/> <input type="checkbox"/>	<input type="checkbox"/> <input type="checkbox"/>



- AFRL2
Recliner w/ Right Facing Veneer Side Articulating Tablet
- 1 = Back, arms and footrest (Fabric Contrast 1) C.O.M. = 5.5 yd
 - 2 = Seat (Fabric Contrast 2) C.O.M. = 1.25 yd
-
- Optional wings (Fabric Contrast 1) C.O.M. = 1.5 yd
 - Optional magazine pouch (Fabric Contrast 1) C.O.M. = .5 yd

A B C D E F G H I J

HOW TO ORDER

Indicate the following information on order form:

1. Quantity of each item.
2. Model number, including options. See "How To Build a Model Number".
3. Any special service required.

Note: • The indicates that a choice is required.
 • The absence of the indicates that no choice is required.
 • Alpha-numeric characters in place of indicate that no other alternatives are available.

HOW TO BUILD A MODEL NUMBER

- A** Select basic model.
- B** Select non-contrast or fabric contrast 1. Refer to the **KI Color Addendum** or **KI Fabrics & Finishes binder**.
- C** Select fabric contrast 2. Refer to the **KI Color Addendum** or **KI Fabrics & Finishes binder**.
- D** Select I.V. pole (facing).
 - NS** - No pole
 - LRFIV** - Left facing rear; add \$300
 - RRFIV** - Right facing front; add \$300
 - RRFIV** - Right facing rear; add \$300
 If optional magazine pouch is specified, only Left-facing-rear (LRFIV) or No pole (NS) can be specified.
- E** Select catheter bag attachment hook (facing).
 - NCA** - No catheter attachment
 - LRCA** - Left facing rear; add \$50
- F** Select magazine pouch.
 - NMR** - No magazine pouch
 - RFP** - Right side pouch (requires add'l fabric; matches arm); add \$190
- G** Select arm option.
 - WAC** - Wood armcaps (pair)
 - PAC** - Black poly (pair); add \$172
 - SAC** - Solid surface armcaps; add \$693
 Solid surface armcap color is always Corian™ glacier white.
- H** Select wingback.
 - NWB** - No wingback
 - WWB** - With wingback (requires add'l fabric); add \$719
 Wingback fabric will match back fabric selection.

- I** Select wood finish color. Pick only if product has wood armcaps. Refer to the **KI Color Addendum** or **KI Fabrics & Finishes binder**.
- J** Select veneer color. Refer to the **KI Color Addendum** or **KI Fabrics & Finishes binder**.



Approx. Packaged Weight	Grade C.O.M.	Grade C	Grade D	Grade E & C.O.L.	Grade F	Grade G	Grade H	Grade I	Grade J	Grade K	Grade L Leather	Grade M Leather	Moisture Barrier add to list price
210.0#	\$ 5573	\$ 5791	\$ 5855	\$ 5926	\$ 5972	\$ 6068	\$ 6161	\$ 6279	\$ 6513	\$ 6748	\$ 6983	\$ 7453	\$ 139
210.0#	5654	5872	5936	6007	6053	6149	6242	6360	6594	6829	7064	7534	139

Kensington Maple Upcharge

Kensington Maple requires extended leadtimes.

Model

Affina II Recliner \$23

INFORMATION
Moisture Barrier

Moisture barrier is applied underneath the fabric cover as a means of protecting the foam.

C.O.M. Requirements

C.O.M. yardage requirements listed above are based on plain goods 54" wide. If less than 54" wide or fabrics requiring matching (stripes, plaids, prints, large patterns), additional yardage will be needed. Consult C.O.M. matrix on the Ordering C.O.M. and C.O.L. page for additional yardage needed. For C.O.M. fabric sent to KI-High Point on multiple rolls, add an additional yard of fabric per roll to the yardage requirements.

C.O.L. Requirements

Figure 18 sq. ft. of leather (C.O.L.) for each yard shown (i.e., 4.75 x 18 = 85.5 sq. ft.).

Contrasting Upholstery

When contrasting fabric is chosen, price at highest in-grade.

Minimum Fabric/Leather Quantity

Minimum order for fabric is 1 yard. Minimum order for leather is 1 hide (approximately 50 sq. ft.).

SPECIAL SERVICES
Special Carton Marking

With specially marked information N/C

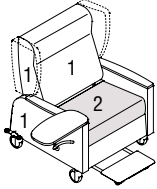
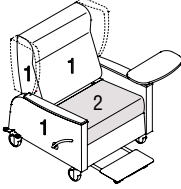
Shipping

Ships **assembled, FOB High Point, NC 27263, freight prepaid.** Freight class 250.

Specifications and prices are subject to change without prior notice.

Affina® II

Bariatric Recliner

Features	COM	MODEL NUMBER											
		Basic Model	Non-Contrast or Fabric Contrast 1	Fabric Contrast 2	I.V. Pole	Catheter Attachment	Mag Pch.	Arm Cap	Wing back	Wood Finish	Ven. Color		
	Non-contrast	6.5 yd	ARIIBAR/NC/LFRT/VT	<input type="checkbox"/> <input type="checkbox"/> <input type="checkbox"/> <input type="checkbox"/>			<input type="checkbox"/>	<input type="checkbox"/> <input type="checkbox"/> <input type="checkbox"/>	<input type="checkbox"/>	<input type="checkbox"/>	<input type="checkbox"/>	<input type="checkbox"/>	<input type="checkbox"/>
	Contrast		ARIIBAR/FC/LFRT/VT	<input type="checkbox"/> <input type="checkbox"/> <input type="checkbox"/> <input type="checkbox"/>	<input type="checkbox"/> <input type="checkbox"/> <input type="checkbox"/>		<input type="checkbox"/>	<input type="checkbox"/> <input type="checkbox"/> <input type="checkbox"/>	<input type="checkbox"/>	<input type="checkbox"/>	<input type="checkbox"/>	<input type="checkbox"/>	<input type="checkbox"/>
<p>AFRL2</p> <p>Recliner w/ Left Facing Veneer Top Articulating Tablet</p> <ul style="list-style-type: none"> • 1 = Back, arms and footrest (Fabric Contrast 1) C.O.M. = 5.5 yd • 2 = Seat (Fabric Contrast 2) C.O.M. = 1.25 yd <p>-----</p> <ul style="list-style-type: none"> • Optional wings (Fabric Contrast 1) C.O.M. = 1.5 yd • Optional magazine pouch (Fabric Contrast 1) C.O.M. = .5 yd 													
	Non-contrast	6.5 yd	ARIIBAR/NC/RFRT/VT	<input type="checkbox"/> <input type="checkbox"/> <input type="checkbox"/> <input type="checkbox"/>			<input type="checkbox"/>	<input type="checkbox"/> <input type="checkbox"/> <input type="checkbox"/>	<input type="checkbox"/>	<input type="checkbox"/>	<input type="checkbox"/>	<input type="checkbox"/>	<input type="checkbox"/>
	Contrast		ARIIBAR/FC/RFRT/VT	<input type="checkbox"/> <input type="checkbox"/> <input type="checkbox"/> <input type="checkbox"/>	<input type="checkbox"/> <input type="checkbox"/> <input type="checkbox"/>		<input type="checkbox"/>	<input type="checkbox"/> <input type="checkbox"/> <input type="checkbox"/>	<input type="checkbox"/>	<input type="checkbox"/>	<input type="checkbox"/>	<input type="checkbox"/>	<input type="checkbox"/>
<p>AFRL2</p> <p>Recliner w/ Right Facing Veneer Top Articulating Tablet</p> <ul style="list-style-type: none"> • 1 = Back, arms and footrest (Fabric Contrast 1) C.O.M. = 5.5 yd • 2 = Seat (Fabric Contrast 2) C.O.M. = 1.25 yd <p>-----</p> <ul style="list-style-type: none"> • Optional wings (Fabric Contrast 1) C.O.M. = 1.5 yd • Optional magazine pouch (Fabric Contrast 1) C.O.M. = .5 yd 													
<p>A B C D E F G H I J</p>													

HOW TO ORDER

Indicate the following information on order form:

1. Quantity of each item.
2. Model number, including options. See "How To Build a Model Number".
3. Any special service required.

Note: • The indicates that a choice is required.

- The absence of the indicates that no choice is required.
- Alpha-numeric characters in place of indicate that no other alternatives are available.

HOW TO BUILD A MODEL NUMBER

- A** Select basic model.
- B** Select non-contrast or fabric contrast 1. Refer to the **KI Color Addendum** or **KI Fabrics & Finishes binder**.
- C** Select fabric contrast 2. Refer to the **KI Color Addendum** or **KI Fabrics & Finishes binder**.
- D** Select I.V. pole (facing).
 - NS** - No pole
 - LRFIV** - Left facing rear; add \$300
 - RFIV** - Right facing front; add \$300
 - RRFIV** - Right facing rear; add \$300
 If optional magazine pouch is specified, only Left-facing-rear (LRFIV) or No pole (NS) can be specified.
- E** Select catheter bag attachment hook (facing).
 - NCA** - No catheter attachment
 - LRCA** - Left facing rear; add \$50

- RFCA** - Right facing front; add \$50
 - RRCA** - Right facing rear; add \$50
- If optional I.V. pole is specified, catheter attachment can not be specified in the same location.

- F** Select magazine pouch.
 - NMR** - No magazine pouch
 - RFP** - Right side pouch (requires add'l fabric; matches arm); add \$190

- G** Select arm option.
 - WAC** - Wood armcaps (pair)
 - PAC** - Black poly (pair); add \$172
 - SAC** - Solid surface armcaps; add \$693
 Solid surface armcap color is always Corian™ glacier white.

- H** Select wingback.
 - NWB** - No wingback
 - WWB** - With wingback (requires add'l fabric); add \$719
 Wingback fabric will match back fabric selection.

- I** Select wood finish color. Pick only if product has wood armcaps. Refer to the **KI Color Addendum** or **KI Fabrics & Finishes binder**.

- J** Select veneer color. Refer to the **KI Color Addendum** or **KI Fabrics & Finishes binder**.



Approx. Packaged Weight	Grade C.O.M.	Grade C	Grade D	Grade E & C.O.L.	Grade F	Grade G	Grade H	Grade I	Grade J	Grade K	Grade L Leather	Grade M Leather	Moisture Barrier add to list price
210.0#	\$ 5573	\$ 5791	\$ 5855	\$ 5926	\$ 5972	\$ 6068	\$ 6161	\$ 6279	\$ 6513	\$ 6748	\$ 6983	\$ 7453	\$ 139
210.0#	5654	5872	5936	6007	6053	6149	6242	6360	6594	6829	7064	7534	139

210.0#	\$ 5573	\$ 5791	\$ 5855	\$ 5926	\$ 5972	\$ 6068	\$ 6161	\$ 6279	\$ 6513	\$ 6748	\$ 6983	\$ 7453	\$ 139
210.0#	5654	5872	5936	6007	6053	6149	6242	6360	6594	6829	7064	7534	139

Kensington Maple Upcharge
Kensington Maple requires extended leadtimes.
Model
Affina II Recliner \$23

INFORMATION

Moisture Barrier
Moisture barrier is applied underneath the fabric cover as a means of protecting the foam.

C.O.M. Requirements
C.O.M. yardage requirements listed above are based on plain goods 54" wide. If less than 54" wide or fabrics requiring matching (stripes, plaids, prints, large patterns), additional yardage will be needed. Consult C.O.M. matrix on the Ordering C.O.M. and C.O.L. page for additional yardage needed. For C.O.M. fabric sent to KI-High Point on multiple rolls, add an additional yard of fabric per roll to the yardage requirements.

C.O.L. Requirements
Figure 18 sq. ft. of leather (C.O.L.) for each yard shown (i.e., 4.75 x 18 = 85.5 sq. ft.).

Contrasting Upholstery
When contrasting fabric is chosen, price at highest in-grade.

Minimum Fabric/Leather Quantity
Minimum order for fabric is 1 yard. Minimum order for leather is 1 hide (approximately 50 sq. ft.).

SPECIAL SERVICES
Special Carton Marking
With specially marked information N/C

Shipping
Ships **assembled, FOB High Point, NC 27263, freight prepaid.** Freight class 250.

Specifications and prices are subject to change without prior notice.



KI
1330 Bellevue Street
P.O. Box 8100
Green Bay, Wisconsin 54308-8100
1-800-424-2432
www.ki.com

KI and Furnishing Knowledge
are registered trademarks
of Krueger International, Inc.

© 2013 KI
All Rights Reserved.
Litho in USA.
Code KI-11591/KI/PDF/213