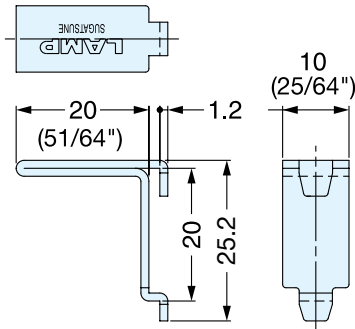


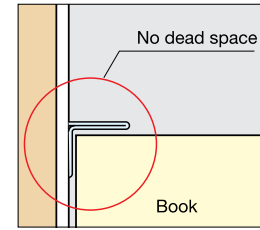
SHELF SUPPORT



AP-FB20



- Shelf support for AP-DM and AP-DH.
- Designed to eliminate dead space at bottom of bracket.



Installation

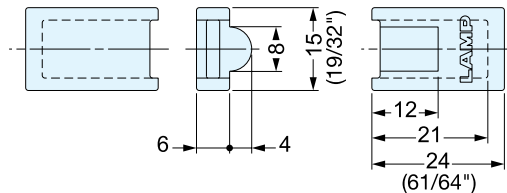
Item No.	Load Capacity (kg)	Weight (g)	Box (pcs)	Carton (pcs)
AP-FB20	45 (99 lbs) / 4 pcs	5	300	3000
AP-FB20-BL				

Material	Finish
430 Stainless Steel	Satin, Black

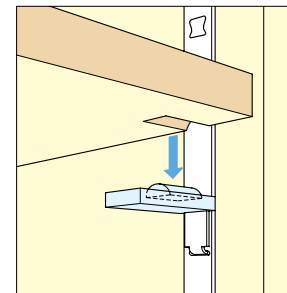
SHELF SUPPORT CAP



AP-FC20



- Rubber cap for shelf support AP-FB20.
- Insert the cap with half round shape facing up, and cutout the shelf to prevent from sliding.



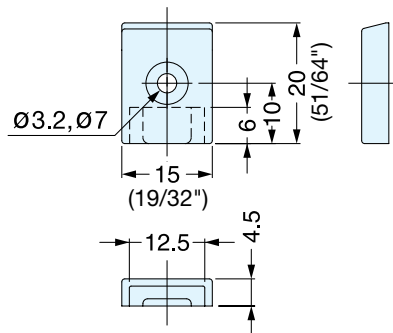
Item No.	Weight (g)	Box (pcs)	Carton (pcs)
AP-FC20	5	400	4000
AP-FC20-BL			

Material	Color
Elastomer	Light Grey, Black

END CAP



AP-EC20



- End cap for AP-DM.

Item No.	Weight (g)	Box (pcs)	Carton (pcs)
AP-EC20	5	400	4000
AP-EC20-BL			

Material	Color
ABS	Light Grey, Black