

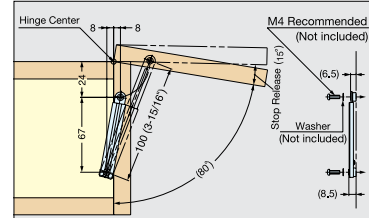
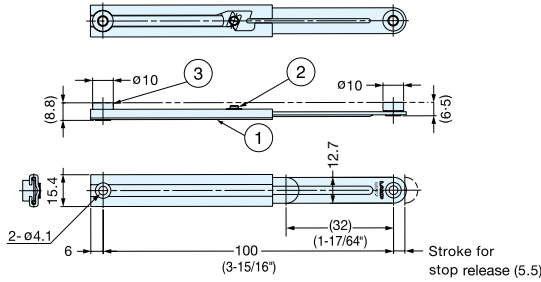
ULTRA MINI LID STAY



L-100S



- Holds lid or panel in opened position.
- Lift up lid to release.
- Non-Handed : Can be installed on left or right side.
- Compact design.
- Can be installed individually or in pairs.
- Designed for use with L-S-BT mounting brackets, sold separately.



*Lid stay must be installed parallel to the sidewall.

Item No.	Load Capacity (kg)	Weight (g)	Box (pcs)	Carton (pcs)
L-100S	6 (13.2 lbs)	31	30	300

No.	Part Name	Material	Finish
①	Housing	304 Stainless Steel	Polished
②	Washer	Polyamide	-
③	Bracket	303 Stainless Steel	-

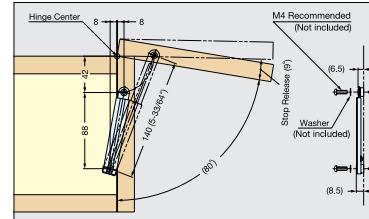
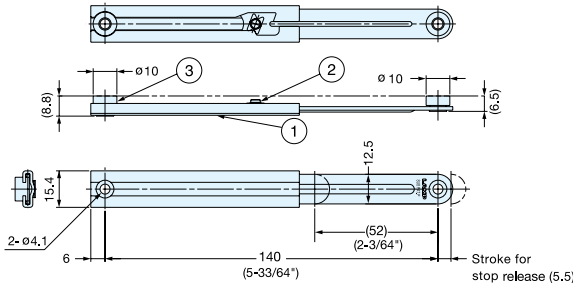
ULTRA MINI LID STAY



L-140S



- Holds lid or panel in open position.
- Lift up lid to release.
- Non-Handed : Can be installed on left or right side.
- Compact design.
- Can be installed individually or in pairs.
- Designed for use with L-S-BT mounting brackets, sold separately.



*Lid stay must be installed parallel to the sidewall.

Item No.	Load Capacity (kg)	Weight (g)	Box (pcs)	Carton (pcs)
L-140S	6 (13.2 lbs)	38	30	300

No.	Part Name	Material	Finish
①	Housing	304 Stainless Steel	Polished
②	Washer	Polyamide	-
③	Bracket	303 Stainless Steel	-

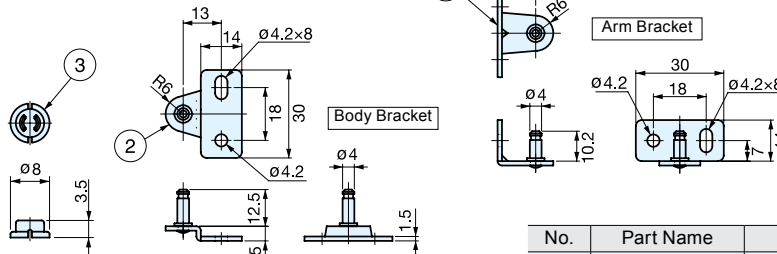
MOUNTING BRACKET



L-S-BT



- Optional brackets for L-100S and L-140S stays.
- Brackets for arm and body sold as set.
- Insert the retainer and bracket firmly into the stay.
*Do not re-use the bracket. Retainer may become loose once taken off from stay.



Item No.	Weight (g)	Box (pcs)	Carton (pcs)
L-S-BT	20	30	300

No.	Part Name	Material	Finish
①	Arm Bracket	304 Stainless Steel	Polished
②	Body Bracket	304 Stainless Steel	Polished
③	Retainer	Polycetal	White