

PUSH LATCH

TEST 11
P.697

M3x14
STEEL

SL-B

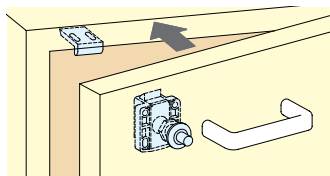
CATCHES & LATCHES

PUSH LATCHES / PUSH KNOB LATCHES



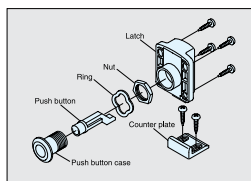
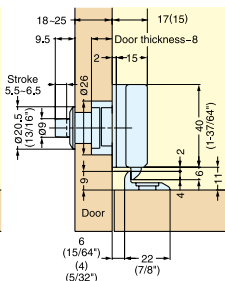
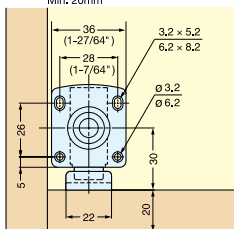
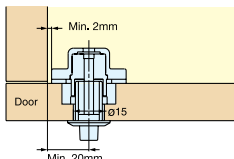
SL-B-211/BRN

SL-B-211/IVY

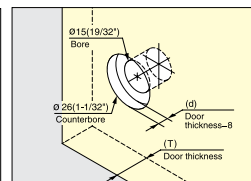


- Unique push latch
- Pull the handle while pushing the button to open door.
- Handle sold separately.

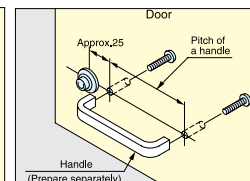
Handles are required to open the door. (Not included)



Detailed View



Bore Dimensions



Handle position

Item No.	Spacer Required	(T) Door Thickness	(d) Depth of Recess Hole
SL-B-211	o	18 (45/64")	10 (25/64")
	x	19 (3/4")	11 (7/16")
	x	20 (25/32")	12 (15/32")
SL-B-251	o	21 (53/64")	13 (33/64")
	x	22 (7/8")	14 (35/64")
	x	23 (29/32")	15 (19/32")
x	24 (15/16")	16 (5/8")	
x	25 (63/64")	17 (43/64")	

Please specify the finish when ordering.

Item No.	Holding Force(kg)	Weight (g)	Box (pcs)	Carton (pcs)
SL-B-211	16 (35 lbs)	32.5	20	200
SL-B-251				

Part Name	Material	Finish	Application
Body, Latch	Polyamide	Brown(BRN) Ivory(IVY)	RV and marine
Push Button	Polyacetal		
Counterplate	Steel	-	
Nut, Washer	Steel	-	

PUSH KNOB LATCH

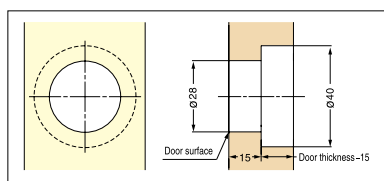
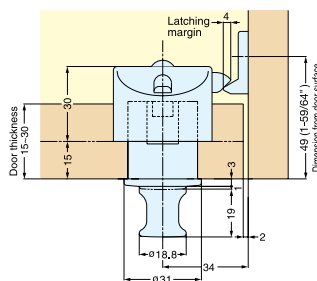
TEST 11
P.697

3.1x10
3.1x28
STEEL

PKL-07



PKL-07/WHT
PKL-S/WHT



Bore Dimensions

- Knob is stored flush when pushed in and not in use.
- Knob pops out when pressed to open the door.
- Latch securely locks the door with deadbolt.
- Door Thickness: 15 mm~30 mm (19/32"~ 3/16"), for doors 13 mm thick, use a 2 mm plastic spacer (sold separately).
- Holding Force: 10 kg (22 lbs)
- Non-Handed: Can be installed on left or right side.
- Note: to avoid damage to the unit, do not activate the latch before closing the door.
- Order latch body (PKL-S/xxx) and push knob (PKL-07/xxx) for a complete set.



PKL-S/BLK

PKL-S/WHT

Please specify latch body color when ordering. Available in white (WHT) or black (BLK). Latch body and push knob sold separately.

Item No.	Part Name	Holding Force (kg)	Weight (g)	Box (pcs)	Carton (pcs)
PKL-07/WHT	Push Knob	10 (22 lbs)	30	20	200
PKL-S/WHT	Latch Body		2		
PKL-S/BLK					

Material	Color
ABS	White (WHT), Black (BLK)