

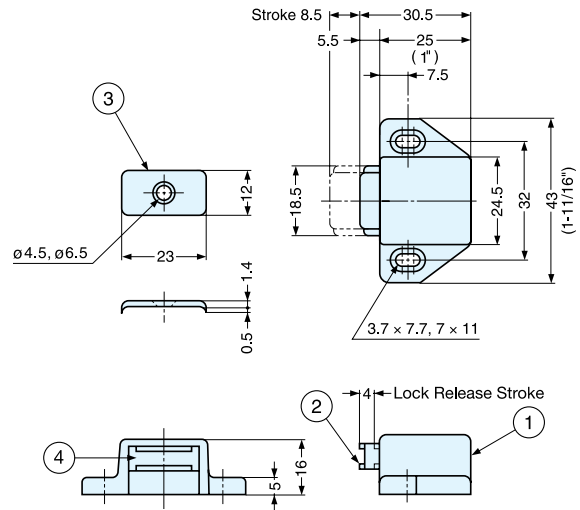
MAGNETIC TOUCH LATCH



ML-30S



- Push to open/close.
- Note: For overlay door, allow a 4 mm (5/32") gap between door and cabinet frame for pushing room.




Item No.	Magnetic Force (kg)	Weight (g)	Box (pcs)	Carton (pcs)
ML-30S/WHT	1.2 (2.6 lbs)	22.5	50	750
ML-30S/BRN				

No.	Part Name	Material	Finish/Color
①	Body	ABS	White, Brown
②	Latch	Steel	Nickel
③	Counterplate		
④	Magnet	Ferrite	-

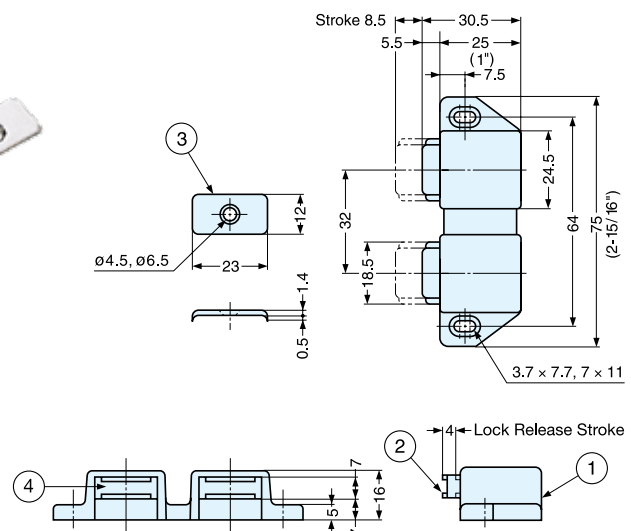
MAGNETIC TOUCH LATCH



ML-30W



- Push to open/close.
- Note: For overlay door, allow a 4 mm (5/32") gap between door and cabinet frame for pushing room.



Item No.	Magnetic Force (kg)	Weight (g)	Box (pcs)	Carton (pcs)
ML-30W/WHT	1.2 (2.6 lbs)	42	30	450
ML-30W/BRN				

No.	Part Name	Material	Finish/Color
①	Body	ABS	White, Brown
②	Latch	Steel	Nickel
③	Counterplate		
④	Magnet	Ferrite	-