

Masters Series®

North America Price List/ Specification Guide – April 2018



Electronic Update Page – Masters Series Price List

- The table below lists all of the updates and addendums added to this price list since the original version was created.
- All updated pages will replace the existing pages within the document.
- All new Pages will be placed at the back of the document.

Link	Date	Page	Description
Click Here	June 2018	365	Update – The Product Compatibility And Limited Warranty Policy Page was replaced with an updated version.
Click Here	August 2018	301	Update – Support requirements for using the Mid-Support Panel were clarified.
Click Here	August 2018	104, 333	Update – Additional guidelines for Open Sided Shelves added.



This Haworth North American price book contains US list prices. Canadian customers can convert the US list price into their Canadian equivalent by going to www.Haworth.com/Canada to find the current Canadian multipliers. These multiplier factors allow you to convert the US list price into a Canadian list price.

The following list gives a general overview of the content included within this price book (price list and specification guide) and explains how the book is organized and where information can be found.

- 1 Front Cover**
 - Includes the title and pricing effectivity date.
- 2 Electronic Update Page / Canadian Conversion**
 - Electronic versions of the Price Book (.pdf files) will include an Electronic Update Page listing the most recent updates and addendum added since the original version was created. If this section is blank no updates or addendums have been added.
 - Each update will include a description, page number, date and a link to the updated or new page.
 - The footer contains Canadian conversion information for converting US pricing into the Canadian equivalent.
- 3 Table of Contents**
 - Price List content with page numbers.
- 4 Price List**

Each price list page contains the following:

 - Product Illustration
 - Catalog Number
 - To Order Specify – sequencing for ordering product options and finishes
 - List Prices
 - Product Specification Dimensions
 - Features
 - Specification Tips
 - Class, Discount Group Number (used for discounting) and GSA information
- 5 Specification Guide**
 - Table of Contents – specification guide content with page numbers
 - Statement of Line – provides a pictorial outline of the product offering
 - Product Overview – brief introduction of the product and application intent
 - Easy Planning Steps – basic steps of planning with the product line
 - Product Details – product attributes, dimensions, surface materials and functionality
 - Product Application – vertical and horizontal planning guidelines including support and load, power, and storage
 - Technical Specifications – provides performance ratings, material composition and manufacturing process information
- 6 Finishes, Fabrics and COM**
 - Lists information for material finishes and availability.
 - Provides COM information and requirements (if applicable).
- 7 North American Terms of Sale**
 - Haworth terms for ordering, pricing, shipping and delivery, general terms, and services.
- 8 Index**
 - Products are listed alphabetically by alpha-numeric catalog numbers with price list page number.
- 9 Product Non-Obsolescence and Warranty Policy**
 - Provides Haworth policy for non-obsolescence and warranty.

Additional Information and Resources

Prices are subject to change without notice or approval. Haworth dealers should always submit proposals through Lynx before presenting to customers. See North American Terms of Sale for more information.

Online Resources

haworth.com

- Haworth's corporate website provides access to price books and a variety of other resources and publications.

surfaces.haworth.com

- Website provides access to the most current fabrics and finishes offered across Haworth's various product lines.

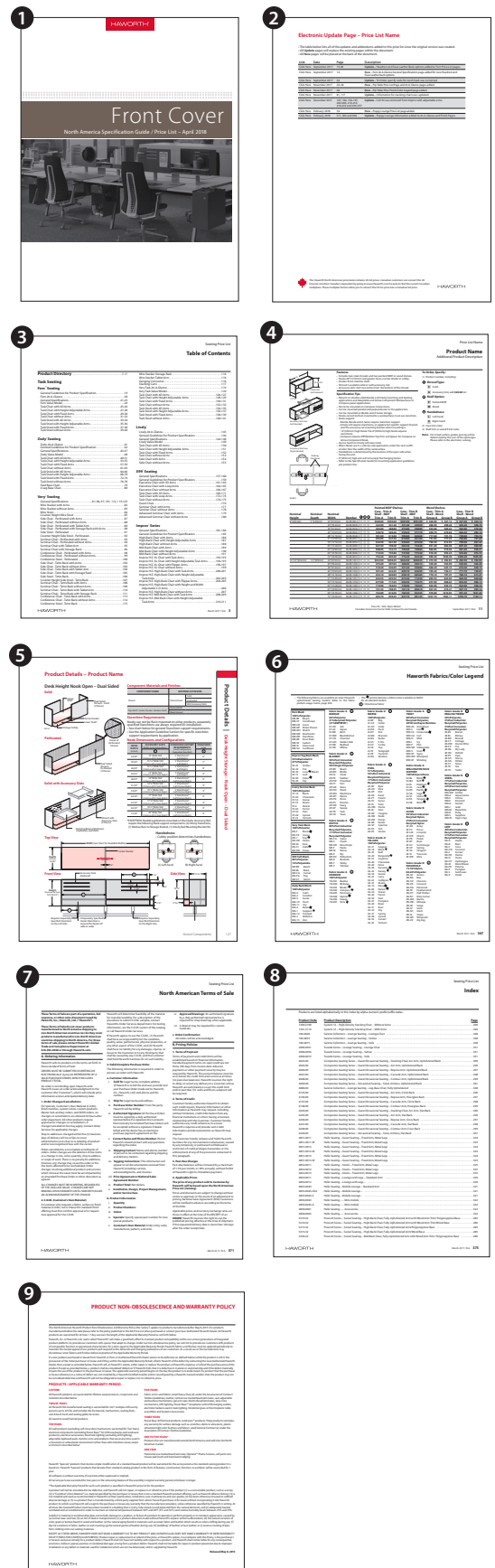


Table of Contents

Product Catalog Number Code 7

Desks

Single Pedestal Rectangular Top Desk with Full Overlay Modesty	8
Single Pedestal Bow Top Desk with Full Overlay Modesty	9
Single Pedestal Rectangular Top Desk with Inset Modesty	10
Single Pedestal Bow Top Desk with Inset Modesty	11
Double Pedestal Rectangular Top Desk with Full Overlay Modesty	12
Double Pedestal Bow Top Desk with Full Overlay Modesty	13
Double Pedestal Rectangular Top Desk with Inset Modesty	14
Double Pedestal Bow Top Desk with Inset Modesty	15
Shell — Rectangular Top Desk	16
Shell — Bow Top Desk	17
Table Desk — Rectangular — Hoop Leg	18
Table Desk — Rectangular — Hoop Leg	18
Height Adjustable Table Desk — Rectangular Top — T-Leg Base	20
Height Adjustable Convergent Worktop — T-Leg — Rectangular	22
Height Adjustable Convergent Worktop — T-Leg — Wedge Square	24
Height Adjustable Convergent Worktop — T-Leg — Wedge Radius	26
Convergent Worktop for use with 1.5H Storage — Rectangular with Column or Hoop	28
Convergent Worktop for use with 1.5H Storage — Wedge Square with Column or Hoop	29
Convergent Worktop for use with 1.5H Storage — Wedge Radius with Column or Hoop	30
Shroud for use with Height Adjustable T-Leg	31
Convergent T-Worktop — Rectangular	32
Convergent D-Worktop with T-Support and Column	34
Convergent P-Worktop with T-Support and Column	38
Convergent D-Worktop with Column	41
Convergent P-Worktop with Column	42
Full Wedge Square Convergent Worktop with Column	44
Full Wedge Square Convergent Worktop with Column and Stanchions	44
Full Wedge Square Slip Fit Convergent Worktop with Column	45
Half Wedge Square Convergent Worktop with Column	46
Half Wedge Square Convergent Worktop with Column and Stanchions	47
Half Wedge Square Slip Fit Convergent Worktop	48
Bridge	50
Shell — Corner	52
Return Top	53
Return with Pedestal	54
Return with 30" Wide Lateral File	55
Credenza with Pedestals	56
Height Adjustable Credenza Desk — Rectangular — T-Leg Base	58
Credenza with Pedestals and Closed Storage	60
Credenza with 36" Wide Lateral Files	61
Credenza with 30" Wide Lateral Files and Kneespace	62
Modesty Panel for Shroud	63

Upper Storage

Vertical Storage Unit — 1H Open	64
Vertical Storage Unit — 2H Open	68
Vertical Storage Unit — 1H with Hinged Doors	72
Vertical Storage Unit — 2H with Hinged Doors	76

Masters Series

Vertical Storage Unit — 1H with Sliding Door	80
Vertical Storage Unit — 2H with Sliding Door	84
Vertical Storage Unit — 1H with Glass Hinged Doors	88
Vertical Storage Unit — 2H with Glass Hinged Doors	92
Vertical Storage Unit — 1H with Glass Sliding Door	96
Vertical Storage Unit — 2H with Glass Sliding Door	100

Tackboards — Vertical Storage Units — Fabric	103
Tackboards — Vertical Storage Units — Fabric and Slat Rail	103
Open Sided Shelf	104
Overhead Storage Units — 1H Open	106
Overhead Storage Units — 2H Open	110
Overhead Storage Units — 1H with Hinged Doors	114
Overhead Storage Units — 1.5H with Hinged Doors	118
Overhead Storage Units — 2H with Hinged Doors	122
Overhead Storage Units — 1H with Sliding Door	126
Overhead Storage Units — 1.5H with Sliding Door	130
Overhead Storage Units — 2H with Sliding Door	134
Overhead Storage Units — 1H with Glass Hinged Doors	138
Overhead Storage Units — 1.5H with Glass Hinged Doors	142
Overhead Storage Units — 2H with Glass Hinged Doors	146
Overhead Storage Units — 1H with Glass Sliding Door	150
Overhead Storage Units — 1.5H Glass Sliding Door	154
Overhead Storage Units — 2H with Glass Sliding Door	158
Mounting Bracket Masters Overhead Storage Unit to Enclose	161

Tackboards

Tackboards — Wall Mount Overhead Storage Units — Fabric	162
Tackboards — Wall Mount Overhead Storage Units — Fabric and Slat Rail	162
Fabric Tackboards	163
Fabric and Slat Rail	163

Stack-On Storage

Stack-On Bookcase	164
Stack-On Storage Cabinet with Hinged Doors	165
Stack-On Storage Cabinet with Glass Doors	166

Reception Stations

L-Shaped Reception Station	167
U-Shaped Reception Station	168
Tackboards — Reception Station L-Shaped and U-Shaped	168

Modular Components

Common Storage Top with Two Profiled Edges	169
Modular Component — Credenza Top	170
Full Overlay Modesty Panel	173
Hinged Modesty Panel	174
Adaptable Modesty Panel	176
Modular Components — End Panel — 2H	178
Modular Components — L-Support Panel	180
Modular Components — Partial Depth L-Support Panel — 2H	182
Modular Components — T-Support Panel	183
Modular Components — T-Support Panel — 2H	184
Modular Components — Mid-Support Panel — 2H	184

Storage

Attached Pedestals	185
Mobile Pedestal	186
Storage Cushion	187
1.5H Attached Lateral File with Shelf	188
1H and 1.5H High and 2H Attached Lateral Files	190
1H and 2H Attached Storage Units	192
1.5H Attached Storage for use with Convergent Worktop — Open Unit	194
2H Storage Unit with Doors	196
1.5H Attached Sliding Door Storage Unit	198
2H Attached Sliding Door Storage Unit	200
1.5H Attached Sliding Door Storage Unit for use with Convergent Worktop	202
2H Attached Sliding Door Storage Unit	204
3H Freestanding Open Storage Unit	206
3H Freestanding Storage Unit with Hinged Doors	207

Table of Contents

Freestanding Lateral File – 3H and 4H	208
Freestanding Lateral File – 5H and 6H	209
Combination Unit — 5H and 6H	210
Wardrobe with Open Unit — 5H and 6H	211
Wardrobe with Closed Storage Unit — 5H and 6H	212
Personal Storage Tower with F/F/F and Valet	213
Personal Storage Tower with F/F Pedestal and Valet — 5H and 6H	214
Storage Tower — 5H and 6H	215
Freestanding Wardrobe Tower — 5H and 6H	216
Bookcase — 2H, 3H, 4H, 5H and 6H	218

Tables & Presentation Board

Table — Round	221
Square Tables	221
Presentation Board	222

Accessories

Counterweight	223
Flush Mount Plate	223
Tetra Bracket	223
Center Drawer	224
Pencil Tray	224
File Bars	224
Grommet	225
Enhanced Power Module	225
Column Base	225
Adaptable Electronic Ballast Task Light	226
Adaptable Electronic Ballast Task Light (Starter Light)	226
Adaptable Electronic Ballast Task Light (Add-On Light)	227

Finishes and Fabrics

Finish Matrix	344-345
Fabrics/Color Legend	346-347

Customer's Own Material

COM Yardage Requirements	348-350
--------------------------------	---------

Terms of Sale

North America	351-354
---------------------	---------

Index	355-364
--------------------	---------

Lifetime Product Warranty	Inside Back Cover
--	-------------------

This page intentionally blank

Masters Series Product Catalog Number Code

Masters Series Wood Product Catalog Number Code

Example: Masters Series Wood top single pedestal desk with full overlay modesty, 30"(762mm) deep, 60"(1524mm) wide, square wood edge, standard core, standard slides, one B/B/F pedestal with black miterfold drawers, finger pull, veneer drawer fronts and rectangular top.

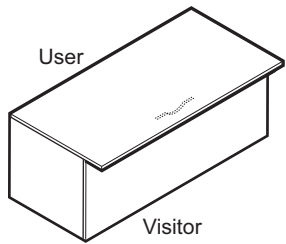
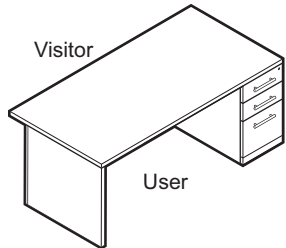
X	Z	S	F	-	30	60	-	1	S	S	5N	F	W	F		
															Legend: B - Box Drawer F - File Drawer	
															Top Shape Option: F - Rectangular B - Bow Shaped	
															Drawer Front: L - Laminate P - Paint W - Wood	
															Drawer Pull Option: F - Finger B - Bar 8 - Linear 9 - Classic	
															Pedestal Drawer Option: 5N - One B/B/F Black Miterfold SN - One B/B/F Wood	Available for Single Pedestal Desks Only
															55 - Two B/B/F Black Miterfold SS - Two B/B/F Wood 56 - One B/B/F and one F/F Black Miterfold ST - One B/B/F and one F/F Wood	Available for Double Pedestal Desks Only
															Drawer Mechanism: S - Standard Slide	
															Core Material: S - Standard	
															Edge Option: 1 - Square 5 - Bevel 6 - Radius 7 - Traditional J - 3mm Edgeband	
															Width: 60" - Single Pedestal Desk with Rectangular Top 66" - Single Pedestal/Double Pedestal Desk with Rectangular Top 72" - 78" - Single Pedestal/Double Pedestal Desk with Rectangular and Bow Top	
															Depth: 30" - Single/Double Pedestal Desk with Rectangular Top 36" - Single/Double Pedestal Desk with Rectangular and Bow Top	
															Modesty: F - Full Overlay P - False Pedestal H - Inset	
															Product Type: S - Single Pedestal Desks D - Double Pedestal Desks	
															Finish: L - Laminate P - Paint Z - Wood	
															Product Line: X - Masters Series	

Masters Series

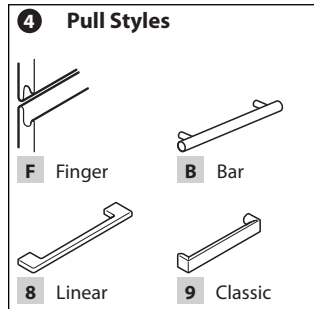
Single Pedestal Desks with Full Overlay

Height	Depth	Width	Number ① ② ③	Laminate		Paint A Laminate		Wood	
				A	B	A	B	Group A	Group B
Laminate									
29 1/8"(740mm)	30"(762mm)	60"(1524mm)	XLSF-3060-JSS	■ N ■ LF	\$1765.01	\$1807.03			
		66"(1676mm)	XLSF-3066-JSS	■ N ■ LF	1790.56	1834.58			
		72"(1829mm)	XLSF-3072-JSS	■ N ■ LF	1816.11	1862.13			
		78"(1981mm)	XLSF-3078-JSS	■ N ■ LF	1841.66	1889.68			
36"(914mm)	66"(1676mm)	66"(1676mm)	XLSF-3666-JSS	■ N ■ LF	\$1846.77	\$1895.19			
		72"(1829mm)	XLSF-3672-JSS	■ N ■ LF	1877.43	1928.25			
		78"(1981mm)	XLSF-3678-JSS	■ N ■ LF	1908.09	1961.31			
Laminate Top/Paint									
29 1/8"(740mm)	30"(762mm)	60"(1524mm)	XPSF-3060-JSS	■ N ■ PF	\$2132.94	\$2174.96			
		66"(1676mm)	XPSF-3066-JSS	■ N ■ PF	2179.39	2223.41			
		72"(1829mm)	XPSF-3072-JSS	■ N ■ PF	2225.84	2271.86			
		78"(1981mm)	XPSF-3078-JSS	■ N ■ PF	2272.29	2320.31			
36"(914mm)	66"(1676mm)	66"(1676mm)	XPSF-3666-JSS	■ N ■ PF	\$2281.58	\$2330.00			
		72"(1829mm)	XPSF-3672-JSS	■ N ■ PF	2337.32	2388.14			
		78"(1981mm)	XPSF-3678-JSS	■ N ■ PF	2393.06	2446.28			
Wood									
29 1/8"(740mm)	30"(762mm)	60"(1524mm)	XZSF-3060-	■ SS ■ N ■ WF	\$2522.94	\$2775.23			
		66"(1676mm)	XZSF-3066-	■ SS ■ N ■ WF	2569.39	2826.33			
		72"(1829mm)	XZSF-3072-	■ SS ■ N ■ WF	2615.84	2877.43			
		78"(1981mm)	XZSF-3078-	■ SS ■ N ■ WF	2662.29	2928.53			
36"(914mm)	66"(1676mm)	66"(1676mm)	XZSF-3666-	■ SS ■ N ■ WF	\$2671.58	\$2938.75			
		72"(1829mm)	XZSF-3672-	■ SS ■ N ■ WF	2727.32	3000.07			
		78"(1981mm)	XZSF-3678-	■ SS ■ N ■ WF	2783.06	3061.39			

Single Pedestal Rectangular Top Desk with Full Overlay Modesty



XLSF-LF
XPSF-PF
XZSF-WF



Features

- Includes worksurface, case and one pedestal.
- 1 3/16"(30mm) thick laminate worksurface with 3mm plastic edgeband applied to user and visitor edges only. Ends capped with 1mm thick plastic edgeband. All other components finished in laminate with 1mm thick plastic edgeband.
- 1 3/16"(30mm) thick laminate worksurface with 3mm plastic edgeband applied to user and visitor edges. Ends capped with 1mm thick plastic edgeband. All other components finished in paint.
- 1 3/16"(30mm) thick wood worksurface with a choice of profiled edge (Square, Bevel, Radius or Traditional) applied to user and visitor edges. Double-cut veneers available with Square 3mm Radius edge only.
- Full-overlay modesty panel recessed 6"(152mm) for visitor side overhang.
- Unfinished clearcoat wireway scallop in top center of modesty panel.
- Letter width 15 1/2"(394mm) pedestal.
- Box drawer with one black plastic drawer divider per drawer and one black plastic pencil tray per pedestal.
- File drawer with an integrated file hanging system.
- Drawer pull options:
 - Bar pulls available in powdercoat finishes.
 - Linear and Classic pulls are available in satin nickel finish only.
 - Finger pull option available with Paint and Wood Group B finishes.
- Box and file drawers have full extension slides.
- One lock standard per pedestal.
- Lock plug is available in black or chrome.
- For lock options, refer to Lock Program Price List.
- Glides provide 2"(51mm) adjustment range.
- Desk shell shipped unassembled, pedestals shipped assembled ready for field installation.

Specification Tips

- Non-handed design, allows pedestal location to be determined on site.
- Accommodates separately specified center drawer.
- See Stack-on Application Rules for upper storage requirements.
- Separately specified grommets can be field installed in desk worksurface.

To Order, Specify:

- 1) Product number, including:

① Edge Option:

Wood:

- 1 Square
- 5 Bevel, add \$142.22 list
- 6 Radius, add \$142.22 list
- 7 Traditional, add \$142.22 list

② Pedestal Drawer Option:

- 5 Box/Box/File Black Miterfold
- 5 Box/Box/File Wood, add \$86.88 list

③ Drawer Pull Option:

- F Finger (Paint and Wood Group B only)
- B Bar
- 8 Linear
- 9 Classic

- 2) Finish code (laminate, paint, or wood).
- 3) Laminate edge trim for lower components (if laminate specified).
- 4) Laminate worksurface color (if laminate or paint option specified).
- 5) Laminate edge trim for worksurface (if laminate or paint option specified).
- 6) Trim color for bar pull (if specified).
- 7) Trim color for lock (required).

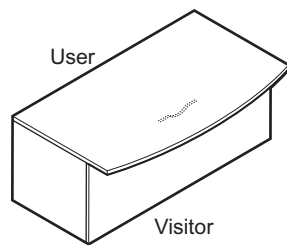
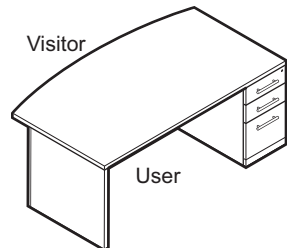
Note: Wood grained laminate worksurface finishes are applied with wood grain direction side-to-side only.

Masters Series

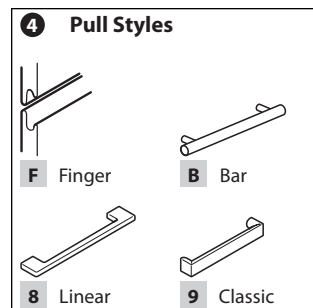
Single Pedestal Desks with Full Overlay

Height	Depth	Width	Number ① ② ③	Laminate		Wood		
				A	B	Group A	Group B	
Laminate								
29 1/8"(740mm)	36"(914mm)	72"(1829mm)	XLSF-3672-JSS	N	LB	\$2266.63	\$2347.83	
		78"(1981mm)	XLSF-3678-JSS	N	LB	2318.65	2403.93	
Wood								
29 1/8"(740mm)	36"(914mm)	72"(1829mm)	XZSF-3672-	SS	N	WB	\$3238.20	\$3562.02
		78"(1981mm)	XZSF-3678-	SS	N	WB	3336.48	3670.14

Single Pedestal Bow Top Desk with Full Overlay Modesty



XLSF-LB
XZSF-WB



Features

- Includes worksurface, case and one pedestal.
- 1 3/16"(30mm) thick laminate worksurface with 3mm plastic edgeband applied to user and visitor edges only. Ends capped with 1mm thick plastic edgeband. All other components finished in laminate with 1mm thick plastic edgeband.
- 1 3/16"(30mm) thick laminate worksurface with 3mm plastic edgeband applied to user and visitor edges. Ends capped with 1mm thick plastic edgeband. All other components finished in paint.
- 1 3/16"(30mm) thick wood worksurface with a choice of profiled edge (Square, Bevel, Radius or Traditional) applied to user and visitor edges. Double-cut veneers available with Square 3mm Radius edge only.
- Full-overlay modesty panel recessed 6"(152mm) at end panels and 12"(305mm) at center of bow worksurface for visitor side overhang; worksurface depth at center of bow is 42"(1067mm).
- Unfinished clearcoat wireway scallop in top center of modesty panel.
- Letter width 15 1/2"(394mm) pedestal.
- Box drawer with one black plastic drawer divider per drawer and one black plastic pencil tray per pedestal.
- File drawer with an integrated file hanging system.
- Drawer pull options:
 - Bar pulls available in powdercoat finishes.
 - Linear and Classic pulls are available in satin nickel finish only.
 - Finger pull option available with Paint and Wood Group B finishes.
- Box and file drawers have full extension slides.
- One lock standard per pedestal.
- Lock plug is available in black or chrome.
- For lock options, refer to Lock Program Price List.
- Glides provide 2"(51mm) adjustment range.
- Desk shell shipped unassembled, pedestals shipped assembled ready for field installation.

Specification Tips

- Non-handed design, allows pedestal location to be determined on site.
- Accommodates separately specified center drawer.
- See Stack-on Application Rules for upper storage requirements.
- Separately specified grommets can be field installed in desk worksurface.

To Order, Specify:

- 1) Product number, including:

① Edge Option:

Wood:

- 1 Square
- 5 Bevel, add \$142.22 list
- 6 Radius, add \$142.22 list
- 7 Traditional, add \$142.22 list

② Pedestal Drawer Option:

- 5 Box/Box/File Black Miterfold
- 5 Box/Box/File Wood, add \$86.88 list

③ Drawer Pull Option:

- F Finger (Paint and Wood Group B only)
- B Bar
- 8 Linear
- 9 Classic

- 2) Finish code (laminate or wood).
- 3) Laminate edge trim for lower components (if laminate specified).
- 4) Laminate worksurface color (if laminate option specified).
- 5) Laminate edge trim for worksurface (if laminate option specified).
- 6) Trim color for bar pull (if specified).
- 7) Trim color for lock (required).

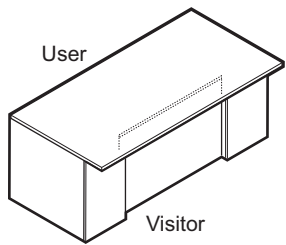
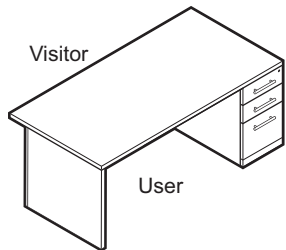
Note: Wood grained laminate worksurface finishes are applied with wood grain direction side-to-side only.

Masters Series

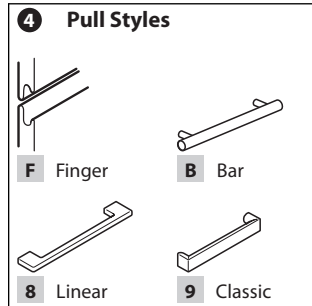
Single Pedestal Desks with Inset Modesty

Height	Depth	Width	Number ① ② ③	Laminate		Paint A Laminate		Wood	
				A	B	A	B	Group A	Group B
Laminate									
29 1/8"(740mm)	30"(762mm)	60"(1524mm)	XLSP-3060-JSS	■ N ■ LF	\$2061.40	\$2095.15			
		66"(1676mm)	XLSP-3066-JSS	■ N ■ LF	2092.20	2125.95			
		72"(1829mm)	XLSP-3072-JSS	■ N ■ LF	2123.00	2156.75			
		78"(1981mm)	XLSP-3078-JSS	■ N ■ LF	2153.80	2187.55			
	36"(914mm)	66"(1676mm)	XLSP-3666-JSS	■ N ■ LF	\$2159.96	\$2193.71			
		72"(1829mm)	XLSP-3672-JSS	■ N ■ LF	2196.92	2230.67			
		78"(1981mm)	XLSP-3678-JSS	■ N ■ LF	2233.88	2267.63			
Laminate Top/Paint									
29 1/8"(740mm)	30"(762mm)	60"(1524mm)	XPSP-3060-JSS	■ N ■ PF			\$2944.86	\$2978.61	
		66"(1676mm)	XPSP-3066-JSS	■ N ■ PF			2997.71	3031.46	
		72"(1829mm)	XPSP-3072-JSS	■ N ■ PF			3050.56	3084.31	
		78"(1981mm)	XPSP-3078-JSS	■ N ■ PF			3103.41	3137.16	
	36"(914mm)	66"(1676mm)	XPSP-3666-JSS	■ N ■ PF			\$3113.98	\$3147.73	
		72"(1829mm)	XPSP-3672-JSS	■ N ■ PF			3177.40	3211.15	
		78"(1981mm)	XPSP-3678-JSS	■ N ■ PF			3240.82	3274.57	
Wood									
29 1/8"(740mm)	30"(762mm)	60"(1524mm)	XZSP-3060-	■ SS ■ N ■ WF			\$2944.86	\$3239.35	
		66"(1676mm)	XZSP-3066-	■ SS ■ N ■ WF			2997.71	3297.50	
		72"(1829mm)	XZSP-3072-	■ SS ■ N ■ WF			3050.56	3355.65	
		78"(1981mm)	XZSP-3078-	■ SS ■ N ■ WF			3103.41	3413.80	
	36"(914mm)	66"(1676mm)	XZSP-3666-	■ SS ■ N ■ WF			\$3113.98	\$3425.43	
		72"(1829mm)	XZSP-3672-	■ SS ■ N ■ WF			3177.40	3495.21	
		78"(1981mm)	XZSP-3678-	■ SS ■ N ■ WF			3240.82	3564.99	

Single Pedestal Rectangular Top Desk with Inset Modesty



XLSP-LF
XPSP-PF
XZSP-WF



Features

- Includes worksurface, case and one pedestal.
- 1 3/16"(30mm) thick laminate worksurface with 3mm plastic edgeband applied to user and visitor edges only. Ends capped with 1mm thick plastic edgeband. All other components finished in laminate with 1mm thick plastic edgeband.
- 1 3/16"(30mm) thick laminate worksurface with 3mm plastic edgeband applied to user and visitor edges. Ends capped with 1mm thick plastic edgeband. All other components finished in paint.
- 1 3/16"(30mm) thick wood worksurface with a choice of profiled edge (Square, Bevel, Radius or Traditional) applied to user and visitor edges. Double-cut veneers available with Square 3mm Radius edge only.
- Pedestal and false pedestal recessed 6"(152mm) with additional 2 1/4"(57mm) inset between for visitor side overhang.
- 1 1/2"(38mm) high horizontal wireway full width at top of inset modesty panel.
- Letter width 15 1/2"(394mm) pedestal.
- Box drawer with one black plastic drawer divider per drawer and one black plastic pencil tray per pedestal.
- File drawer with an integrated file hanging system.
- Drawer pull options:
 - Bar pulls available in powdercoat finishes.
 - Linear and Classic pulls are available in satin nickel finish only.
 - Finger pull option available with Paint and Wood Group B finishes.
- Box and file drawers have full extension slides.
- One lock standard per pedestal.
- Lock plug is available in black or chrome.
- For lock options, refer to Lock Program Price List.
- Glides provide 2"(51mm) adjustment range.
- Desk shell shipped unassembled, pedestals shipped assembled ready for field installation.

Specification Tips

- Non-handed design, allows pedestal location to be determined on site.
- Accommodates separately specified center drawer.
- See Stack-on Application Rules for upper storage requirements.
- Separately specified grommets can be field installed in desk worksurface.

To Order, Specify:

- Product number, including:
 - ① Edge Option:**
 - Wood:
 - 1** Square
 - 5** Bevel, add \$142.22 list
 - 6** Radius, add \$142.22 list
 - 7** Traditional, add \$142.22 list
 - ② Pedestal Drawer Option:**
 - 5** Box/Box/File Black Miterfold
 - S** Box/Box/File Wood, add \$86.88 list
 - ③ Drawer Pull Option:**
 - F** Finger (Paint and Wood Group B only)
 - B** Bar
 - 8** Linear
 - 9** Classic
- Finish code (laminate, paint, or wood).
- Laminate edge trim for lower components (if laminate specified).
- Laminate worksurface color (if laminate or paint option specified).
- Laminate edge trim for worksurface (if laminate or paint option specified).
- Trim color for bar pull (if specified).
- Trim color for lock (required).

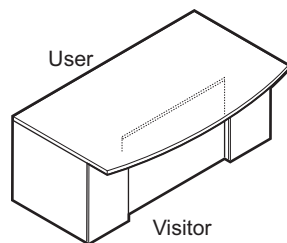
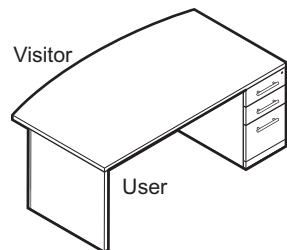
Note: Wood grained laminate worksurface finishes are applied with wood grain direction side-to-side only.

Masters Series

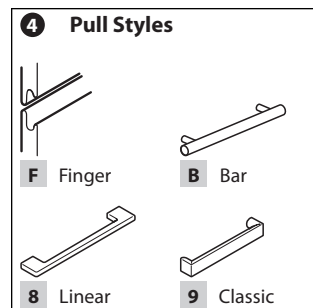
Single Pedestal Desks with Inset Modesty

Height	Depth	Width	Number ① ② ③	Laminate		Wood	
				A	B	Group A	Group B
Laminate							
29 1/8"(740mm)	36"(914mm)	72"(1829mm)	XLSP-3672-JSS ■ N ■ LB	\$2765.65	\$2799.40		
		78"(1981mm)	XLSP-3678-JSS ■ N ■ LB	2815.09	2848.84		
Wood							
29 1/8"(740mm)	36"(914mm)	72"(1829mm)	XZSP-3672- ■ SS ■ N ■ WB			\$3746.13	\$4063.94
		78"(1981mm)	XZSP-3678- ■ SS ■ N ■ WB			3822.03	4146.20

Single Pedestal Bow Top Desk with Inset Modesty



XLSP-LB
XZSP-WB



Features

- Includes worksurface, case and one pedestal.
- 1 3/16"(30mm) thick laminate worksurface with 3mm plastic edgeband applied to user and visitor edges only. Ends capped with 1mm thick plastic edgeband. All other components finished in laminate with 1mm thick plastic edgeband.
- 1 3/16"(30mm) thick laminate worksurface with 3mm plastic edgeband applied to user and visitor edges. Ends capped with 1mm thick plastic edgeband. All other components finished in paint.
- 1 3/16"(30mm) thick wood worksurface with a choice of profiled edge (Square, Bevel, Radius or Traditional) applied to user and visitor edges. Double-cut veneers available with Square 3mm Radius edge only.
- Pedestal and false pedestal recessed 6"(152mm) with additional 2 1/4"(57mm) inset between for visitor side overhang; worksurface depth at center of bow is 42"(1067mm).
- 1 1/2"(38mm) high horizontal wireway full width at top of inset modesty panel.
- Letter width 15 1/2"(394mm) pedestal.
- Box drawer with one black plastic drawer divider per drawer and one black plastic pencil tray per pedestal.
- File drawer with an integrated file hanging system.
- Drawer pull options:
 - Bar pulls available in powdercoat finishes.
 - Linear and Classic pulls are available in satin nickel finish only.
 - Finger pull option available with Wood Group B finishes.
- Box and file drawers have full extension slides.
- One lock standard per pedestal.
- Lock plug is available in black or chrome.
- For lock options, refer to Lock Program Price List.
- Glides provide 2"(51mm) adjustment range.
- Desk shell shipped unassembled, pedestals shipped assembled ready for field installation.

Specification Tips

- Non-handed design, allows pedestal location to be determined on site.
- Accommodates separately specified center drawer.
- See Stack-on Application Rules for upper storage requirements.
- Separately specified grommets can be field installed in desk worksurface.

To Order, Specify:

- 1) Product number, including:

① Edge Option:

Wood:

- 1 Square
- 5 Bevel, add \$142.22 list
- 6 Radius, add \$142.22 list
- 7 Traditional, add \$142.22 list

② Pedestal Drawer Option:

- 5 Box/Box/File Black Miterfold
- S Box/Box/File Wood, add \$86.88 list

③ Drawer Pull Option:

- F Finger (Wood Group B only)
- B Bar
- 8 Linear
- 9 Classic

- 2) Finish code (laminate or wood).
- 3) Laminate edge trim for lower components (if laminate specified).
- 4) Laminate worksurface color (if laminate option specified).
- 5) Laminate edge trim for worksurface (if laminate option specified).
- 6) Trim color for bar pull (if specified).
- 7) Trim color for lock (required).

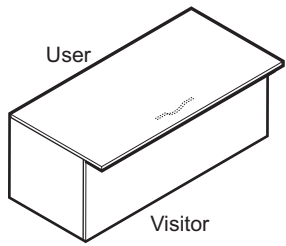
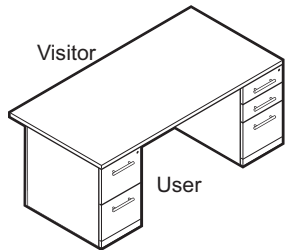
Note: Wood grained laminate worksurface finishes are applied with wood grain direction side-to-side only.

Masters Series

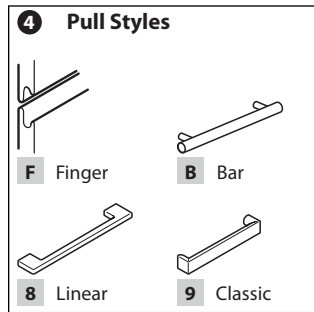
Double Pedestal Desks with Full Overlay Modesty

Height	Depth	Width	Number ① ② ③	Laminate		Paint A Laminate		Wood	
				A	B	A	B	Group A	Group B
Laminate									
29 1/8"(740mm)	30"(762mm)	66"(1676mm)	XLDF-3066-JSS	LF	\$2414.28	\$2448.03			
		72"(1829mm)	XLDF-3072-JSS	LF	2458.78	2496.08			
		78"(1981mm)	XLDF-3078-JSS	LF	2503.28	2544.13			
36"(914mm)	66"(1676mm)	XLDF-3666-JSS	LF	\$2512.18	\$2553.74				
		72"(1829mm)	XLDF-3672-JSS	LF	2565.58	2611.40			
		78"(1981mm)	XLDF-3678-JSS	LF	2618.98	2669.06			
Laminate Top/Paint									
29 1/8"(740mm)	30"(762mm)	66"(1676mm)	XPDF-3066-JSS	PF	\$3448.96	\$3655.90			
		72"(1829mm)	XPDF-3072-JSS	PF	3495.96	3706.45			
		78"(1981mm)	XPDF-3078-JSS	PF	3542.96	3757.00			
36"(914mm)	66"(1676mm)	XPDF-3666-JSS	PF	\$3552.36	\$3767.11				
		72"(1829mm)	XPDF-3672-JSS	PF	3608.76	3827.77			
		78"(1981mm)	XPDF-3678-JSS	PF	3665.16	3888.43			
Wood									
29 1/8"(740mm)	30"(762mm)	66"(1676mm)	XZDF-3066-	SS WF	\$3448.96	\$3793.86			
		72"(1829mm)	XZDF-3072-	SS WF	3496.76	3846.46			
		78"(1981mm)	XZDF-3078-	SS WF	3544.56	3899.06			
36"(914mm)	66"(1676mm)	XZDF-3666-	SS WF	\$3554.12	\$3909.58				
		72"(1829mm)	XZDF-3672-	SS WF	3611.48	3972.70			
		78"(1981mm)	XZDF-3678-	SS WF	3668.84	4035.82			

Double Pedestal Rectangular Top Desk with Full Overlay Modesty



XLDF-LF
XPDF-PF
XZDF-WF



Features

- Includes worksurface, case and two pedestals.
- 1 3/16"(30mm) thick laminate worksurface with 3mm plastic edgeband applied to user and visitor edges only. Ends capped with 1mm thick plastic edgeband. All other components finished in laminate with 1mm thick plastic edgeband.
- 1 3/16"(30mm) thick laminate worksurface with 3mm plastic edgeband applied to user and visitor edges. Ends capped with 1mm thick plastic edgeband. All other components finished in paint.
- 1 3/16"(30mm) thick wood worksurface with a choice of profiled edge (Square, Bevel, Radius or Traditional) applied to user and visitor edges. Double-cut veneers available with Square 3mm Radius edge only.
- Full-overlay modesty panel recessed 6"(152mm) for visitor side overhang.
- Unfinished clearcoat wireway scallop in top center of modesty panel.
- Choice of two Box/Box/File pedestals or one Box/Box/File and one File/File pedestal.
- Letter width 15 1/2"(394mm) pedestals.
- Box drawer with one black plastic drawer divider per drawer and one black plastic pencil tray per pedestal.
- File drawer with an integrated file hanging system.
- Drawer pull options:
 - Bar pulls available in powdercoat finish.
 - Linear and Classic pulls are available in satin nickel finish only.
 - Finger pull option available with Paint and Wood Group B finishes.
- Box and file drawers have full extension slides.
- One lock standard per pedestal; each pedestal locks separately.
- Common keys within each desk.
- Lock plug is available in black or chrome.
- For lock options, refer to Lock Program Price List.
- Glides provide 2"(51mm) adjustment range.
- Desk shell shipped unassembled, pedestals shipped assembled ready for field installation.

Specification Tips

- Non-handed design, allows pedestal location to be determined on site.
- Accommodates separately specified center drawer.
- Not intended to be used with stack-on storage.
- Separately specified grommets can be field installed in desk worksurface.

To Order, Specify:

1) Product number, including:

① Edge Option:

Wood:

- 1 Square
- 5 Bevel, add \$142.22 list
- 6 Radius, add \$142.22 list
- 7 Traditional, add \$142.22 list

② Pedestal Drawer Option:

- 55 Two Box/Box/File Black Miterfold
- 5S Two Box/Box/File Wood, add \$173.76 list
- 56 One Box/Box/File and One File/File Black Miterfold
- 5T One Box/Box/File and One File/File Wood, add \$173.76 list

③ Drawer Pull Option:

- F Finger (Paint and Wood Group B only)
- B Bar
- 8 Linear
- 9 Classic

- 2) Finish code (laminate, paint, or wood).
- 3) Laminate edge trim for lower components (if laminate specified).
- 4) Laminate worksurface color (if laminate or paint option specified).
- 5) Laminate edge trim for worksurface (if laminate or paint option specified).
- 6) Trim color for bar pull (if specified).
- 7) Trim color for lock (required).

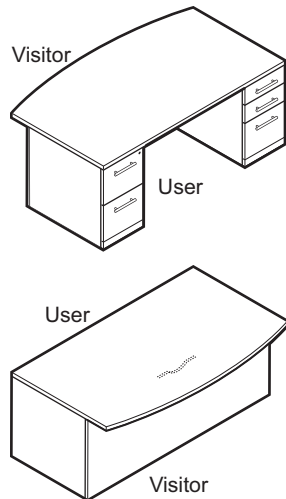
Note: Wood grained laminate worksurface finishes are applied with wood grain direction side-to-side only.

Masters Series

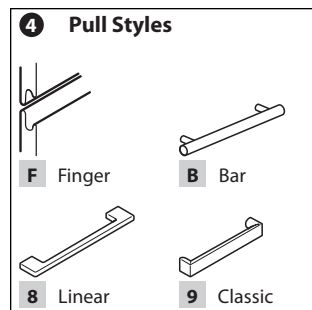
Double Pedestal Desks with Full Overlay Modesty

Height	Depth	Width	Number ① ② ③	Laminate		Wood	
				A	B	Group A	Group B
Laminate							
29 1/8"(740mm)	36"(914mm)	72"(1829mm)	XLDF-3672-JSS	LB	\$3102.54	\$3157.58	
		78"(1981mm)	XLDF-3678-JSS	LB	3155.94	3215.24	
Wood							
29 1/8"(740mm)	36"(914mm)	72"(1829mm)	XZDF-3672-	SS			\$4148.44 \$4563.28
		78"(1981mm)	XZDF-3678-	SS			4205.80 4626.40

Double Pedestal Bow Top Desk with Full Overlay Modesty



XLDF-LB
XZDF-WB



Features

- Includes worksurface, case and two pedestals.
- 1 3/16"(30mm) thick laminate worksurface with 3mm plastic edgeband applied to user and visitor edges only. Ends capped with 1mm thick plastic edgeband. All other components finished in laminate with 1mm thick plastic edgeband.
- 1 3/16"(30mm) thick laminate worksurface with 3mm plastic edgeband applied to user and visitor edges. Ends capped with 1mm thick plastic edgeband. All other components finished in paint.
- 1 3/16"(30mm) thick wood worksurface with a choice of profiled edge (Square, Bevel, Radius or Traditional) applied to user and visitor edges. Double-cut veneers available with Square 3mm Radius edge only.
- Full-overlay modesty panel recessed 6"(152mm) at end panels and 12"(305mm) at center of bow worksurface for visitor side overhang; worksurface depth at center of bow is 42"(1067mm).
- Unfinished clearcoat wireway scallop in top center of modesty panel.
- Choice of two Box/Box/File pedestals or one Box/Box/File and one File/File pedestal.
- Letter width 15 1/2"(394mm) pedestals.
- Box drawer with one black plastic drawer divider per drawer and one black plastic pencil tray per pedestal.
- File drawer with an integrated file hanging system.
- Drawer pull options:
 - Bar pulls available in powdercoat finishes.
 - Linear and Classic pulls are available in satin nickel finish only.
 - Finger pull option available with Wood Group B finishes.
- Box and file drawers have full extension slides.
- One lock standard per pedestal; each pedestal locks separately.
- Common keys within each desk.
- Lock plug is available in black or chrome.
- For lock options, refer to Lock Program Price List.
- Glides provide 2"(51mm) adjustment range.
- Desk shell shipped unassembled, pedestals shipped assembled ready for field installation.

Specification Tips

- Non-handed design, allows pedestal location to be determined on site.
- Accommodates separately specified center drawer.
- Not intended to be used with stack-on storage.
- Separately specified grommets can be field installed in desk worksurface.

To Order, Specify:

- 1) Product number, including:

① Edge Option:

Wood:

- 1 Square
- 5 Bevel, add \$142.22 list
- 6 Radius, add \$142.22 list
- 7 Traditional, add \$142.22 list

② Pedestal Drawer Option:

- 55 Two Box/Box/File Black Miterfold
- SS Two Box/Box/File Wood, add \$173.76 list
- 56 One Box/Box/File and One File/File Black Miterfold
- ST One Box/Box/File and One File/File Wood, add \$173.76 list

③ Drawer Pull Option:

- F Finger (Wood Group B only)
- B Bar
- 8 Linear
- 9 Classic

- 2) Finish code (laminate or wood).
- 3) Laminate edge trim for lower components (if laminate specified).
- 4) Laminate worksurface color (if laminate option specified).
- 5) Laminate edge trim for worksurface (if laminate option specified).
- 6) Trim color for bar pull (if specified).
- 7) Trim color for lock (required).

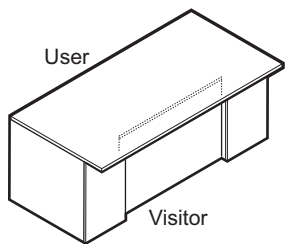
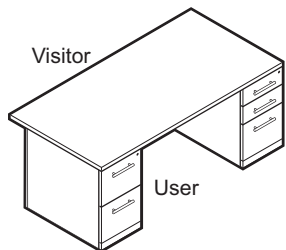
Note: Wood grained laminate worksurface finishes are applied with wood grain direction side-to-side only.

Masters Series

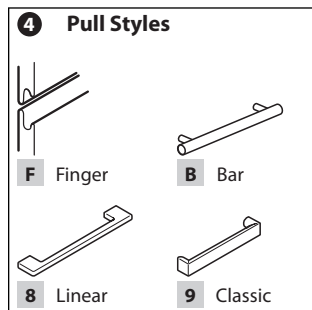
Double Pedestal Desks with Inset Modesty

Height	Depth	Width	Number ① ② ③	Laminate		Paint A		Wood	
				A	B	Laminate A	B	Group A	Group B
Laminate									
29 1/8"(740mm)	30"(762mm)	66"(1676mm)	XLDH-3066-JSS	LF	\$2571.15	\$2604.90			
		72"(1829mm)	XLDH-3072-JSS	LF	2618.13	2663.12			
		78"(1981mm)	XLDH-3078-JSS	LF	2665.11	2721.34			
36"(914mm)	66"(1676mm)	XLDH-3666-JSS	LF	\$2634.99	\$2675.48				
		72"(1829mm)	XLDH-3672-JSS	LF	2681.97	2733.70			
		78"(1981mm)	XLDH-3678-JSS	LF	2728.95	2791.92			
Laminate Top/Paint									
29 1/8"(740mm)	30"(762mm)	66"(1676mm)	XPDH-3066-JSS	PF	\$3674.09	\$3707.84			
		72"(1829mm)	XPDH-3072-JSS	PF	3733.51	3778.50			
		78"(1981mm)	XPDH-3078-JSS	PF	3792.93	3849.16			
36"(914mm)	66"(1676mm)	XPDH-3666-JSS	PF	\$3789.39	\$3829.88				
		72"(1829mm)	XPDH-3672-JSS	PF	3848.81	3900.54			
		78"(1981mm)	XPDH-3678-JSS	PF	3908.23	3971.20			
Wood									
29 1/8"(740mm)	30"(762mm)	66"(1676mm)	XZDH-3066-	SS WF	\$3674.09	\$4043.88			
		72"(1829mm)	XZDH-3072-	SS WF	3733.51	4109.24			
		78"(1981mm)	XZDH-3078-	SS WF	3792.93	4174.60			
36"(914mm)	66"(1676mm)	XZDH-3666-	SS WF	\$3789.39	\$4168.33				
		72"(1829mm)	XZDH-3672-	SS WF	3848.81	4233.69			
		78"(1981mm)	XZDH-3678-	SS WF	3908.23	4299.05			

Double Pedestal Rectangular Top Desk with Inset Modesty



XLDH-LF
XPDH-PF
XZDH-WF



Features

- Includes worksurface, case and two pedestals.
- 1 3/16"(30mm) thick laminate worksurface with 3mm plastic edgeband applied to user and visitor edges only. Ends capped with 1mm thick plastic edgeband. All other components finished in laminate with 1mm thick plastic edgeband.
- 1 3/16"(30mm) thick laminate worksurface with 3mm plastic edgeband applied to user and visitor edges. Ends capped with 1mm thick plastic edgeband. All other components finished in paint.
- 1 3/16"(30mm) thick wood worksurface with a choice of profiled edge (Square, Bevel, Radius or Traditional) applied to user and visitor edges. Double-cut veneers available with Square 3mm Radius edge only.
- Pedestals recessed 6"(152mm) with additional 2 1/4"(57mm) inset between for visitor side overhang.
- 1 1/2"(38mm) high horizontal wireway full width at top of inset modesty panel.
- Choice of two Box/Box/File pedestals or one Box/Box/File and one File/File pedestal.
- Letter width 15 1/2"(394mm) pedestals.
- Box drawer with one black plastic drawer divider per drawer and one black plastic pencil tray per pedestal.
- File drawer with an integrated file hanging system.
- Drawer pull options:
 - Bar pulls available in powdercoat finishes.
 - Linear and Classic pulls are available in satin nickel finish only.
 - Finger pull option available with Paint and Wood Group B finishes.
- Box and file drawers have full extension slides.
- One lock standard per pedestal; each pedestal locks separately.
- Common keys within each desk.
- Lock plug is available in black or chrome.
- For lock options, refer to Lock Program Price List.
- Glides provide 2"(51mm) adjustment range.
- Desk shell shipped unassembled, pedestals shipped assembled ready for field installation.

Specification Tips

- Non-handed design, allows for pedestal location to be determined on site.
- Accommodates separately specified center drawer.
- Not intended to be used with stack-on storage.
- Separately specified grommets can be field installed in desk worksurface.

To Order, Specify:

- 1) Product number, including:

① Edge Option:

Wood:

- 1 Square
- 5 Bevel, add \$142.22 list
- 6 Radius, add \$142.22 list
- 7 Traditional, add \$142.22 list

② Pedestal Drawer Option:

- 55 Two Box/Box/File Black Miterfold
- 5S Two Box/Box/File Wood, add \$173.76 list
- 56 One Box/Box/File and One File/File Black Miterfold
- 5T One Box/Box/File and One File/File Wood, add \$173.76 list

③ Drawer Pull Option:

- F Finger (Paint and Wood Group B only)
- B Bar
- 8 Linear
- 9 Classic

- 2) Finish code (laminate, paint, or wood).
- 3) Laminate edge trim for lower components (if laminate specified).
- 4) Laminate worksurface color (if laminate or paint option specified).
- 5) Laminate edge trim for worksurface (if laminate or paint option specified).
- 6) Trim color for bar pull (if specified).
- 7) Trim color for lock (required).

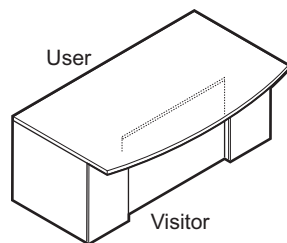
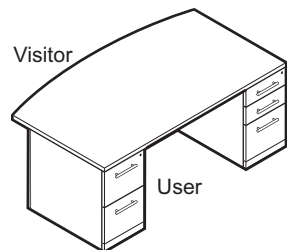
Note: Wood grained laminate worksurface finishes are applied with wood grain direction side-to-side only.

Masters Series

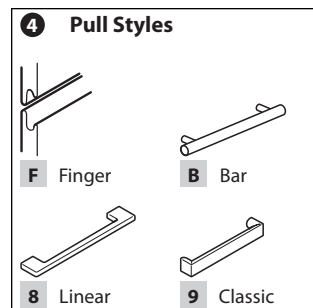
Double Pedestal Desks with Inset Modesty

Height	Depth	Width	Number ① ② ③	Laminate		Wood	
				A	B	Group A	Group B
Laminate							
29 1/8"(740mm)	36"(914mm)	72"(1829mm)	XLDH-3672-JSS ■ ■ LB	\$3256.09	\$3307.82		
		78"(1981mm)	XLDH-3678-JSS ■ ■ LB	3303.07	3366.04		
Wood							
29 1/8"(740mm)	36"(914mm)	72"(1829mm)	XZDH-3672- ■ SS ■ ■ WB			\$4422.93	\$4807.81
		78"(1981mm)	XZDH-3678- ■ SS ■ ■ WB			4482.35	4873.17

Double Pedestal Bow Top Desk with Inset Modesty



XLDH-LB
XZDH-WB



Features

- Includes worksurface, case and two pedestals.
- 1 3/16"(30mm) thick laminate worksurface with 3mm plastic edgeband applied to user and visitor edges only. Ends capped with 1mm thick plastic edgeband. All other components finished in laminate with 1mm thick plastic edgeband.
- 1 3/16"(30mm) thick laminate worksurface with 3mm plastic edgeband applied to user and visitor edges. Ends capped with 1mm thick plastic edgeband. All other components finished in paint.
- 1 3/16"(30mm) thick wood worksurface with a choice of profiled edge (Square, Bevel, Radius or Traditional) applied to user and visitor edges. Double-cut veneers available with Square 3mm Radius edge only.
- Pedestals recessed 6"(152mm) with additional 2 1/4"(57mm) inset between for visitor side overhang; worksurface depth at center of bow is 42"(1067mm).
- 1 1/2"(38mm) high horizontal wireway full width at top of inset modesty panel.
- Choice of two Box/Box/File pedestals or one Box/Box/File and one File/File pedestal.
- Letter width 15 1/2"(394mm) pedestals.
- Box drawer with one black plastic drawer divider per drawer and one black plastic pencil tray per pedestal.
- File drawer with an integrated file hanging system.
- Drawer pull options:
 - Bar pulls available in powdercoat finishes.
 - Linear and Classic pulls are available in satin nickel finish only.
 - Finger pull option available with Wood Group B finishes.
- Box and file drawers have full extension slides.
- One lock standard per pedestal; each pedestal locks separately.
- Common keys within each desk.
- Lock plug is available in black or chrome.
- For lock options, refer to Lock Program Price List.
- Glides provide 2"(51mm) adjustment range.
- Desk shell shipped unassembled, pedestals shipped assembled ready for field installation.

Specification Tips

- Non-handed design, allows pedestal location to be determined on site.
- Accommodates separately specified center drawer.
- Not intended to be used with stack-on storage.
- Separately specified grommets can be field installed in desk worksurface.

To Order, Specify:

- 1) Product number, including:

① Edge Option:

Wood:

- 1 Square
- 5 Bevel, add **\$142.22** list
- 6 Radius, add **\$142.22** list
- 7 Traditional, add **\$142.22** list

② Pedestal Drawer Option:

- 55 Two Box/Box/File Black Miterfold
- SS Two Box/Box/File Wood, add **\$173.76** list
- 56 One Box/Box/File and One File/File Black Miterfold
- ST One Box/Box/File and One File/File Wood, add **\$173.76** list

③ Drawer Pull Option:

- F Finger (Wood Group B only)
- B Bar
- 8 Linear
- 9 Classic

- 2) Finish code (laminate or wood).
- 3) Laminate edge trim for lower components (if laminate specified).
- 4) Laminate worksurface color (if laminate option specified).
- 5) Laminate edge trim for worksurface (if laminate option specified).
- 6) Trim color for bar pull (if specified).
- 7) Trim color for lock (required).

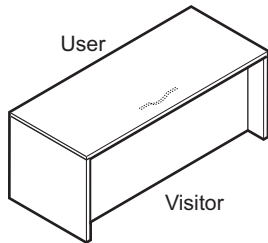
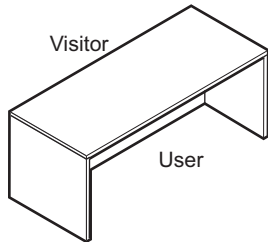
Note: Wood grained laminate worksurface finishes are applied with wood grain direction side-to-side only.

Masters Series

Desk Shells

Height	Depth	Width	Number ①	Laminate		Paint A Laminate		Wood	
				A	B	A	B	Group A	Group B
Laminate									
29 1/8"(740mm)	30"(762mm)	60"(1524mm)	XLYH-3060-JSNF	\$1570.68	\$1707.29				
		66"(1676mm)	XLYH-3066-JSNF	1627.28	1768.34				
		72"(1829mm)	XLYH-3072-JSNF	1683.88	1829.39				
	36"(914mm)	66"(1676mm)	XLYH-3666-JSNF	\$1751.80	\$1902.65				
		72"(1829mm)	XLYH-3672-JSNF	1819.72	1975.91				
Paint									
29 1/8"(740mm)	30"(762mm)	60"(1524mm)	XPYH-3060-JSNF			\$1888.83	\$2025.44		
		66"(1676mm)	XPYH-3066-JSNF			1977.33	2118.39		
		72"(1829mm)	XPYH-3072-JSNF			2065.83	2211.34		
	36"(914mm)	66"(1676mm)	XPYH-3666-JSNF			\$2172.03	\$2322.88		
		72"(1829mm)	XPYH-3672-JSNF			2278.23	2434.42		
Wood									
29 1/8"(740mm)	30"(762mm)	60"(1524mm)	XZYH-3060-SSF					\$2243.83	\$2468.21
		66"(1676mm)	XZYH-3066-SSF					2332.33	2565.56
		72"(1829mm)	XZYH-3072-SSF					2420.83	2662.91
	36"(914mm)	66"(1676mm)	XZYH-3666-SSF					\$2527.03	\$2779.73
		72"(1829mm)	XZYH-3672-SSF					2633.23	2896.55

Shell — Rectangular Top Desk



XLYH-SF
XPYH-SF
XZYH-SF

Features

- Includes worksurface, case and attachment hardware.
- 1 3/16"(30mm) thick laminate worksurface with 3mm plastic edgeband applied to user and visitor edges only. Ends capped with 1mm thick plastic edgeband. All other components finished in laminate with 1mm thick plastic edgeband.
- 1 3/16"(30mm) thick laminate worksurface with 3mm plastic edgeband applied to user and visitor edges. Ends capped with 1mm thick plastic edgeband. All other components finished in paint.
- 1 3/16"(30mm) thick wood worksurface with a choice of profiled edge (Square, Bevel, Radius or Traditional) applied to user and visitor edges. Double-cut veneers available with Square 3mm Radius edge only.
- Full-overlay modesty panel recessed 6"(152mm) for visitor side overhang.
- Unfinished clearcoat wireway scallop in top center of modesty panel.
- Glides provide 2"(51mm) adjustment range.
- Shipped unassembled.

Specification Tips

- Accommodates separately specified mobile pedestal.
- Accommodates separately specified center drawer.
- See Stack-on Application Rules for upper storage requirements.
- Separately specified grommets can be field installed in desk worksurface.

To Order, Specify:

- 1) Product number, including:

① Edge Option:

Wood:

- 1 Square
- 5 Bevel, add \$142.22 list
- 6 Radius, add \$142.22 list
- 7 Traditional, add \$142.22 list

- 2) Finish code for lower components (laminate, paint, or wood).
- 3) Laminate edge trim for lower components (if laminate option specified).
- 4) Laminate worksurface color (if laminate or paint option specified).
- 5) Laminate edge trim for worksurface (if laminate or paint option specified).

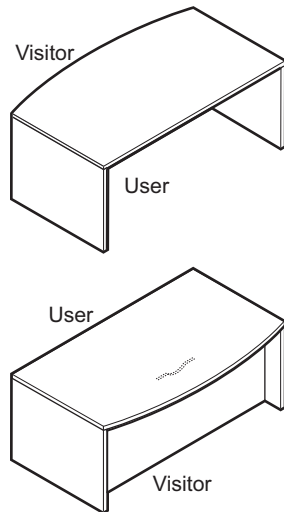
Note: Wood grained laminate worksurface finishes are applied with wood grain direction side-to-side only.

Masters Series

Desk Shells

Height	Depth	Width	Number ①	Laminate		Wood	
				A	B	Group A	Group B
Laminate							
29 1/8"(740mm)	36"(914mm)	66"(1676mm)	XLYH-3666-JSNB	\$2337.42	\$2488.27		
		72"(1829mm)	XLYH-3672-JSNB	2405.34	2561.53		
Wood							
29 1/8"(740mm)	36"(914mm)	66"(1676mm)	XZYH-3666-■ SSB			\$3112.65	\$3365.35
		72"(1829mm)	XZYH-3672-■ SSB			3218.85	3482.17

Shell — Bow Top Desk



XLYH-SB
XZYH-SB

Features

- Includes worksurface, case and attachment hardware.
- 1 3/16"(30mm) thick laminate worksurface with 3mm plastic edgeband applied to user and visitor edges only. Ends capped with 1mm thick plastic edgeband. All other components finished in laminate with 1mm thick plastic edgeband.
- 1 3/16"(30mm) thick laminate worksurface with 3mm plastic edgeband applied to user and visitor edges. Ends capped with 1mm thick plastic edgeband. All other components finished in paint.
- 1 3/16"(30mm) thick wood worksurface with a choice of profiled edge (Square, Bevel, Radius or Traditional) applied to user and visitor edges. Double-cut veneers available with Square 3mm Radius edge only.
- Full-overlay modesty panel recessed 6"(152mm) at end panels and 12"(305mm) at center of bow worksurface for visitor side overhang; worksurface depth at center of bow is 42"(1067mm).
- Unfinished clearcoat wireway scallop in top center of modesty panel.
- Glides provide 2"(51mm) adjustment range.
- Shipped unassembled.

Specification Tips

- Accommodates separately specified mobile pedestal.
- Accommodates separately specified center drawer.
- May not be used to support a Vertical Storage Unit.
- See Stack-on Application Rules for upper storage requirements.
- Separately specified grommets can be field installed in desk worksurface.

To Order, Specify:

- 1) Product number, including:

① Edge Option:

Wood:

- 1 Square
- 5 Bevel, add \$142.22 list
- 6 Radius, add \$142.22 list
- 7 Traditional, add \$142.22 list

- 2) Finish code for lower components (laminate or wood).
- 3) Laminate edge trim for lower components (if laminate option specified).
- 4) Laminate worksurface color (if laminate option specified).
- 5) Laminate edge trim for worksurface (if laminate option specified).

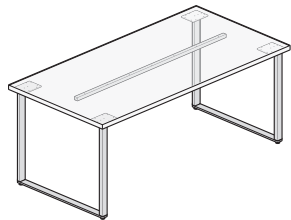
Note: Wood grained laminate worksurface finishes are applied with wood grain direction side-to-side only.

Masters Series

Table Desk — Rectangular – Hoop Leg

Depth	Width	Number ① ② ③	Laminate		Wood Group A	Wood Group B
			A	B	Edge Options 1	Edge Options 1 5,6,7
30"(762mm)	60"(1524mm)	X ■ AR-3060- ■ SNH ■	\$1417.00	\$1521.00	\$1964.10	\$1993.47 \$2077.69
	66"(1676mm)	X ■ AR-3066- ■ SNH ■	1451.25	1555.25	2012.85	2043.07 2127.29
	72"(1829mm)	X ■ AR-3072- ■ SNH ■	1485.50	1589.50	2061.60	2092.67 2176.89
36"(914mm)	60"(1524mm)	X ■ AR-3660- ■ SNH ■	\$1485.50	\$1589.50	\$2061.60	\$2092.67 \$2176.89
	66"(1676mm)	X ■ AR-3666- ■ SNH ■	1526.60	1630.60	2120.10	2152.19 2236.41
	72"(1829mm)	X ■ AR-3672- ■ SNH ■	1567.70	1671.70	2178.60	2211.71 2295.93
	78"(1981mm)	X ■ AR-3678- ■ SNH ■	1608.80	1712.80	2237.10	2271.23 2355.45
	84"(2134mm)	X ■ AR-3684- ■ SNH ■	1649.90	1753.90	2295.60	2330.75 2414.97
42"(1067mm)	72"(1829mm)	X ■ AR-4272- ■ SNH ■	\$1649.90	\$1753.90	\$2295.60	\$2330.75 \$2414.97
	78"(1981mm)	X ■ AR-4278- ■ SNH ■	1697.85	1801.85	2363.85	2400.19 2484.41
	84"(2134mm)	X ■ AR-4284- ■ SNH ■	1745.80	1849.80	2432.10	2469.63 2553.85

Table Desk — Rectangular — Hoop Leg



XLAR-3072
XZAR-3072

Features

- Includes 1 3/16"(36mm) thick top, two hoop legs and attachment hardware.
- Reinforcement Bar added to 72"(1829mm), 78"(1981mm) and 84"(2134mm) worktops with hoop leg.
- Laminate worksurface with 3mm edgeband applied to user and visitor edges only. Ends capped with 1mm thick edgeband.
- Wood worksurface with a choice of profiled edge (Square, Bevel, Radius and Traditional) applied to user and visitor edges. Double-cut wood worksurface available with Square 3mm Radius edge only.
- Glides have 1/2"(13mm) height adjustment and are standard in black.
- Depth and width shown in nominal dimensions.
- Ships unassembled.

Specification Tips

- May be used with separately specified Adaptable Modesty Panel.
- May be used with separately specified Belong Screen.

Electrical:

- For use with separately specified electrical components: (Note: All of the options shown below require field cut mounting holes in the top. Ensure placement provides adequate clearance for table understructure. Ensure placement provides adequate clearance for table understructure.)
 - Flush Mounted Power Module Cord for Height Adjustable or Hardwire
 - Enhanced Power Module Corded or Hardwire with mounting bracket
 - Flip Top Unit Corded or Hardwire
 - Workware connect narrow non-switching interface module
 - Bezel Utility Module
- To limit cords connected to the building power use Power Modules with IEC connector.

To Order, Specify:

- 1) Product number, including:

① Surface Option:

- L Laminate
- Z Wood

② Edge Option:

- J Edgeband (Laminate only)
- 1 Square (Wood only)
- 5 Bevel (Wood only)
- 6 Radius (Wood only)
- 7 Traditional (Wood only)

③ Leg Finish:

- B Paint
- C Chrome, add \$400.00 list

- 2) Laminate surface color or wood finish color.
- 3) Edge trim color (laminite only).
- 4) Base trim color.

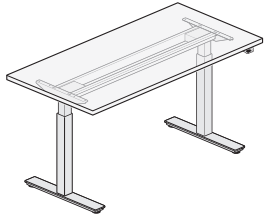
Note: \$41.10 upcharge (list) for Metallic and accent trim colors.

This page intentionally blank

Masters Series

Height Adjustable Table Desk — Rectangular Top — T-Leg Base

Height Adjustable Table Desk — Rectangular Top — T-Leg Base



XLAR-3060
XZAR-3060

Features

- Includes 1 3/16" (36mm) thick top, two T-leg base assemblies, wire management clips, height adjustment mechanism and hardware.
- Laminate worksurface with 3mm edgeband applied to user and visitor edges only. Ends capped with 1mm thick edgeband.
- Wood worksurface with a choice of profiled edge (Square, Bevel, Radius and Traditional) applied to user and visitor edges. Double-cut wood worksurface available with Square 3mm Radius edge only.
- Top available with standard core.
- Height adjustment touch pad actuator options:
 - Single Stage Touch Pad Actuator available in Standard (E) up/down movement or Programmable (R) providing four different up/down programmed heights. Provides 27" (686mm) to 46" (1168mm) continuous height adjustment range.
- Touch Pad Actuator:
 - Can be mounted on left or right side of table; predrilled for field installed and field changeable.
 - Touch pad actuator has touch pad controls and standard with black housing.
 - Control box is field installed and standard with black housing.
- Height adjustment: 1" (25mm) per 1.6 seconds.
- Telescoping base tubes and J-rails. Telescoping base tubes will match base trim color. Smooth paint trim will match. Textured paint will be complimentary.
- Includes: 9.5' (2895.6mm) long black power cord with NEMA 5-15P plug to the building.
- Base includes leg assembly and foot; available in painted trim colors.
- Glides have 1/2" (13mm) height adjustment and are standard in black.
- Grommets are available for field installation; separately specified.
- Ships unassembled.

Specification Tips

- Tops are designed to allow pinch point clearance to accommodate cables. The undersized top provides:
 - 1" (25mm) gap along each side of the top between the adjacent furnishings or building architecture.
 - 1" (25mm) gap along the back of the top between the adjacent furnishings or building architecture
- A shroud is an aesthetic cover used to conceal a Height Adjustable T-Leg.
- Separately specified Reinforcement Channel or Bar are not required.
- **For a Height Adjustable Table Desk Shroud application:**
 - Separately specify Shroud for use with Adjustable T-Legs; a pair of shrouds are recommended.
 - An optional, separately specified Modesty Panel for Shroud may be used.
- A Height Adjustable Table Desk without shrouds may be used with a separately specified Adaptable Modesty Panel.

Electrical:

- For use with separately specified electrical components: (Note: All of the options shown below require field cut mounting holes in the top. Ensure placement provides adequate clearance for table understructure.)
 - Flush Mounted Power Module Cord for Height Adjustable or Hardwire
 - Enhanced Power Module Corded or Hardwire with mounting bracket
 - Flip Top Unit Corded or Hardwire
 - Workware connect narrow non-switching interface module
 - Bezel Utility Module
- To limit cords connected to the building power use Power Modules with IEC connector.
- Height Adjustable Tables Desk is not for use with AKP's, suspended or attached pedestals.
- Total lifting capacity of table is 250 lbs. including surface; applied weight should be evenly distributed.
- Screen and Monitor Arm application:
 - 29" (737mm), 35" (889mm) and 41" (1041mm) deep table supports a 27" (686mm) high Belong screen and a monitor up to 50 lbs.

To Order, Specify:

- 1) Product number, including:

① Surface Option:

- L** Laminate
- Z** Wood

② Edge Option:

- J** Edgeband (Laminate only)
- 1** Square (Wood only)
- 5** Bevel (Wood only)
- 6** Radius (Wood only)
- 7** Traditional (Wood only)

③ Height Adjustment Actuator Option:

Single Stage:

- E** Standard
- R** Programmable, add **\$136.10** list

- 2) Laminate surface color or wood finish color.
- 3) Edge trim color (laminate only).
- 4) Base trim color.

Note: **\$41.10** upcharge (list) for Metallic and accent trim colors.

Masters Series

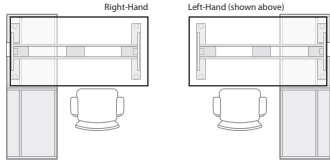
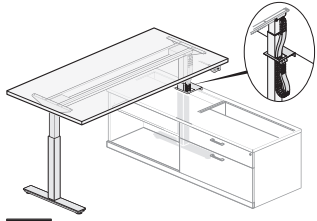
Height Adjustable Table Desk — Rectangular Top — T-Leg Base

Actual Depth	Actual Width	Number			Laminate		Wood Group A	Wood Group B	
		①	②	③	A	B	Edge Options 1	Edge Options 1	5,6,7
29"(737mm)	58"(1473mm)	X	AR-3060-	SNTB	\$1812.00	\$1916.00	\$2609.70	\$2654.08	\$2738.30
	64"(1626mm)	X	AR-3066-	SNTB	1846.25	1950.25	2658.45	2703.68	2787.90
	70"(1778mm)	X	AR-3072-	SNTB	1880.50	1984.50	2707.20	2753.28	2837.50
35"(889mm)	58"(1473mm)	X	AR-3660-	SNTB	\$1880.50	\$1984.50	\$2707.20	\$2753.28	\$2837.50
	64"(1626mm)	X	AR-3666-	SNTB	1921.60	2025.60	2765.70	2812.80	2897.02
	70"(1778mm)	X	AR-3672-	SNTB	1962.70	2066.70	2824.20	2872.32	2956.54
	76"(1930mm)	X	AR-3678-	SNTB	2003.80	2107.80	2882.70	2931.84	3016.06
	82"(2083mm)	X	AR-3684-	SNTB	2044.90	2148.90	2941.20	2991.36	3075.58
41"(1041mm)	70"(1778mm)	X	AR-4272-	SNTB	\$2044.90	\$2148.90	\$2941.20	\$2991.36	\$3075.58
	76"(1930mm)	X	AR-4278-	SNTB	2092.85	2196.85	3009.45	3060.80	3145.02
	82"(2083mm)	X	AR-4284-	SNTB	2140.80	2244.80	3077.70	3130.24	3214.46

Masters Series

Height Adjustable Convergent Worktop — T-Leg – Rectangular

Height Adjustable Convergent Worktop — T-Leg – Rectangular



XLNR-3060
XZNR-3060

Features

- Includes 1 3/16" (30mm) convergent worktop, wire management clips, black cable chain, power cord, bezel, attachment hardware, height adjustment mechanism, two T-leg base and adjustable glides.
- Laminate worktop with 3mm edgeband applied to user and visitor edges only. Ends capped with 1mm thick edgeband.
- Wood worktop with a choice of profiled edge (Square, Bevel, Radius and Traditional) applied to user and visitor edges. Double-cut wood worktop available with Square 3mm Radius edge only.
- Glides provide 1/2" (13mm) vertical adjustment.
- Bezel is a metal plate which goes around the column to hide the cutout in top of the storage.
- Height adjustment touch pad actuator options:
 - Single Stage Touch Pad Actuator available in Standard (E) up/down movement or Programmable (R) providing four different up/down heights. Provides 27" (686mm) to 46" (1168mm) continuous height adjustment range.
- Programmable Touch Pad Actuator:
 - Can be mounted on left or right side of table; predrilled for field installed and field changeable.
 - Touch pad actuator has touch pad controls and standard with black housing.
 - Control box is field installed and standard with black housing.
- Height adjustment: 1" (25mm) per 1.6 seconds.
- Telescoping base tubes and J-rails. Telescoping base tubes will match base trim color. Smooth paint trim will match. Textured paint will be complementary.
- Includes: 9.5' (2895.6mm) long black power cord with NEMA 5-15P plug to the building.
- Base includes leg assembly and foot; available in painted trim colors.
- Glides have 1/2" (13mm) height adjustment and are standard in black.
- Grommets are available for field installation; separately specified.
- Ships unassembled.

Specification Tips

- Designed to be used with one of the following separately specified 1.5H lower storage units:
 - 1.5H Attached Sliding Door Storage Unit for use with Convergent Worktop; available 23" (584mm)D, only.
 - 1.5H Attached Storage for use with Convergent Worktop - Open Unit; 18" (457mm)D or 23" (584mm).
- Separately specified Reinforcement Channel or Bar are not required.
- Not for use with 1.5H Attached Sliding Door Unit.
- One of the two Height Adjustable T-Legs is concealed within the full height raceway in the back of the 1.5H lower storage unit and the other is exposed.
- A separately specified Shroud for use with Height Adjustable T-Leg may be used as an aesthetic cover for the exposed Height Adjustable T-Leg.
- Trim Finish Recommendation: The bezel on the shroud and the convergent leg to be specified the same color.
- The bezel mounts to the credenza top on the 1.5H lower storage. Installation hole for bezel to be field cut.
- Convergent worktop (with or without a shroud) may be used with a separately specified Adaptable Modesty Panel.

Electrical:

- For use with separately specified electrical components:
 - (Note: All of the options shown below require field cut mounting holes in the top. Ensure placement provides adequate clearance for table understructure.)
 - Flush Mounted Power Module Cord for Height Adjustable or Hardwire
 - Enhanced Power Module Corded or Hardwire with mounting bracket
 - Flip Top Unit Corded or Hardwire
 - Workware connect narrow non-switching interface module
 - Bezel Utility Module
- To limit cords connected to the building power use Power Modules with IEC connector.
- **Height Adjustable Convergent Worktop is not for use with AKP's, suspended or attached pedestals.**
- Worktop load capacity: 100 pounds
- Worktop load capacity (including top) and weight should be evenly distributed.
- Screen and Monitor Arm application:
 - 29" (737mm), 35" (889mm) and 41" (1041mm) deep table supports a 27" (686mm) high Belong screen and a monitor up to 50 lbs.

To Order, Specify:

- 1) Product number, including:

① Surface Option:

- L** Laminate
- Z** Wood

② Edge Option:

- J** Edgeband (Laminate only)
- 1** Square (Wood only)
- 5** Bevel (Wood only)
- 6** Radius (Wood only)
- 7** Traditional (Wood only)

③ Height Adjustment Actuator Option:

Single Stage:

- E** Standard
- R** Programmable, add **\$136.10** list

- 2) Laminate surface color or wood finish color.
- 3) Edge trim color (laminate only).
- 4) Base trim color.

Note: **\$41.10** upcharge (list) for Metallic and accent trim colors.

Masters Series

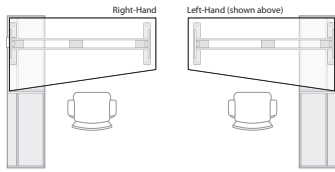
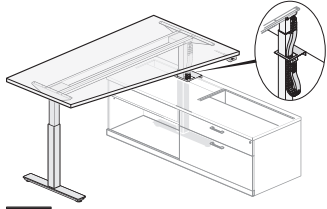
Height Adjustable Convergent Worktop — T-Leg – Rectangular

Actual Depth	Actual Width	Number			Laminate		Wood Group A	Wood Group B	
		①	②	③	A	B	Edge Options 1	Edge Options 1	
29"(737mm)	58"(1473mm)	X	NR-3060-	SNTB	\$2142.00	\$2246.00	\$2939.70	\$2984.08	\$3068.30
	64"(1626mm)	X	NR-3066-	SNTB	2176.25	2280.25	2988.45	3033.68	3117.90
	70"(1778mm)	X	NR-3072-	SNTB	2210.50	2314.50	3037.20	3083.28	3167.50
35"(889mm)	58"(1473mm)	X	NR-3660-	SNTB	\$2210.50	\$2314.50	\$3037.20	\$3083.28	\$3167.50
	64"(1626mm)	X	NR-3666-	SNTB	2251.60	2355.60	3095.70	3142.80	3227.02
	70"(1778mm)	X	NR-3672-	SNTB	2292.70	2396.70	3154.20	3202.32	3286.54
	76"(1930mm)	X	NR-3678-	SNTB	2333.80	2437.80	3212.70	3261.84	3346.06
41"(1041mm)	82"(2083mm)	X	NR-3684-	SNTB	2374.90	2478.90	3271.20	3321.36	3405.58
	70"(1778mm)	X	NR-4272-	SNTB	\$2374.90	\$2478.90	\$3271.20	\$3321.36	\$3405.58
	76"(1930mm)	X	NR-4278-	SNTB	2422.85	2526.85	3339.45	3390.80	3475.02
	82"(2083mm)	X	NR-4284-	SNTB	2470.80	2574.80	3407.70	3460.24	3544.46

Masters Series

Height Adjustable Convergent Worktop — T-Leg – Wedge Square

Height Adjustable Convergent Worktop — T-Leg – Wedge Square



XLNW-4260
XZNW-4260

Features

- Includes 1 3/16" (30mm) convergent worktop, wire management clips, black cable chain, power cord, bezel, attachment hardware, height adjustment mechanism, two T-leg base and adjustable glides.
- Laminate worktop with 3mm edgeband applied to user and visitor edges only. Ends capped with 1mm thick edgeband.
- Wood worktop with a choice of profiled edge (Square, Bevel, Radius and Traditional) applied to user and visitor edges. Double-cut wood worktop available with Square 3mm Radius edge only.
- Glides provide 1/2" (13mm) vertical adjustment.
- Bezel is a metal plate which goes around the column to hide the cutout in top of the storage.
- The cable chain is located on the back of the leg for right-hand convergent; front of the leg on left-hand convergent.
- Height adjustment touch pad actuator options:
 - Single Stage Touch Pad Actuator available in Standard (E) up/down movement or Programmable (R) providing four different up/down heights. Provides 27" (686mm) to 46" (1168mm) continuous height adjustment range.
 - Programmable Touch Pad Actuator:
 - Can be mounted on left or right side of table; predrilled for field installed and field changeable.
 - Touch pad actuator has touch pad controls and standard with black housing.
 - Control box is field installed and standard with black housing.
- Height adjustment: 1" (25mm) per 1.6 seconds.
- Telescoping base tubes and J-rails. Telescoping base tubes will match base trim color. Smooth paint trim will match. Textured paint will be complimentary.
- Includes: 9.5' (2895.6mm) long black power cord with NEMA 5-15P plug to the building.
- Base includes leg assembly and foot; available in painted trim colors.
- Glides have 1/2" (13mm) height adjustment and are standard in black.
- Grommets are available for field installation; separately specified.
- Ships unassembled.

Specification Tips

- Designed to be used with one of the following separately specified 1.5H lower storage units:
 - 1.5H Attached Sliding Door Storage Unit for use with Convergent Worktop; available 23" (584mm) D, only.
 - 1.5H Attached Storage for use with Convergent Worktop - Open Unit; 18" (457mm) D or 23" (584mm).
- Separately specified Reinforcement Channel or Bar are not required.
- Not for use with 1.5H Attached Sliding Door Unit.
- One of the two Height Adjustable T-Legs is concealed within the full height raceway in the back of the 1.5H lower storage unit and the other is exposed.
- A separately specified Shroud for use with Height Adjustable T-Leg may be used as an aesthetic cover for the exposed Height Adjustable T-Leg.
- Trim Finish Recommendation: The bezel on the shroud and the convergent leg to be specified the same color.
- The bezel mounts to the credenza top on the 1.5H lower storage. Installation hole for bezel to be field cut.
- Convergent worktop (with or without a shroud) may be used with a separately specified Adaptable Modesty Panel.

Electrical:

- For use with separately specified electrical components:
 - (Note: All of the options shown below require field cut mounting holes in the top. Ensure placement provides adequate clearance for table understructure.)
 - Flush Mounted Power Module Cord for Height Adjustable or Hardwire
 - Enhanced Power Module Corded or Hardwire with mounting bracket
 - Flip Top Unit Corded or Hardwire
 - Workware connect narrow non-switching interface module
 - Bezel Utility Module
- To limit cords connected to the building power use Power Modules with IEC connector.
- **Height Adjustable Convergent Worktop is not for use with AKP's, suspended or attached pedestals.**
- Worktop load capacity: 100 pounds
- Worktop load capacity (including top) and weight should be evenly distributed.
- Screen and Monitor Arm application:
 - 29" (737mm), 35" (889mm) and 41" (1041mm) deep table supports a 27" (686mm) high Belong screen and a monitor up to 50 lbs.

To Order, Specify:

- 1) Product number, including:

① Surface Option:

- L** Laminate
- Z** Wood

② Edge Option:

- J** Edgeband (Laminate only)
- 1** Square (Wood only)
- 5** Bevel (Wood only)
- 6** Radius (Wood only)
- 7** Traditional (Wood only)

③ Orientation Option:

- R** Right-hand
- L** Left-hand

④ Height Adjustment Actuator Option:

Single Stage:

- E** Standard
- R** Programmable, add **\$136.10** list

- 2) Laminate surface color or wood finish color.
- 3) Edge trim color (laminated only).
- 4) Base trim color.

Note: **\$41.10** upcharge (list) for Metallic and accent trim colors.

Masters Series

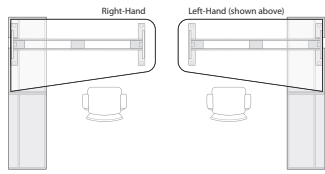
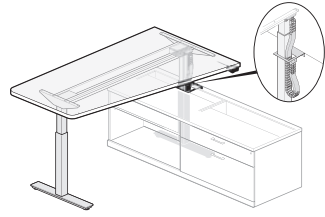
Height Adjustable Convergent Worktop — T-Leg – Wedge Square

Actual Depth	Actual Width	Number				Laminate		Wood Group A	Wood Group B					
		①	②	③	④	A	B	Edge Options 1	Edge Options 1 5,6,7					
41"(1041mm)	58"(1473mm)	X	■	NW-4260-	■	S	■	TB	■	\$2403.44	\$2507.44	\$3309.14	\$3359.92	\$3444.14
	64"(1626mm)	X	■	NW-4266-	■	S	■	TB	■	2451.39	2555.39	3377.39	3429.36	3513.58
	70"(1778mm)	X	■	NW-4272-	■	S	■	TB	■	2499.34	2603.34	3445.64	3498.80	3583.02
	76"(1930mm)	X	■	NW-4278-	■	S	■	TB	■	2547.29	2651.29	3513.89	3568.24	3652.46
	82"(2083mm)	X	■	NW-4284-	■	S	■	TB	■	2595.24	2699.24	3582.14	3637.68	3721.90
47"(1194mm)	58"(1473mm)	X	■	NW-4860-	■	S	■	TB	■	\$2471.94	\$2575.94	\$3406.64	\$3459.12	\$3543.34
	64"(1626mm)	X	■	NW-4866-	■	S	■	TB	■	2526.74	2630.74	3484.64	3538.48	3622.70
	70"(1778mm)	X	■	NW-4872-	■	S	■	TB	■	2581.54	2685.54	3562.64	3617.84	3702.06
	76"(1930mm)	X	■	NW-4878-	■	S	■	TB	■	2636.34	2740.34	3640.64	3697.20	3781.42
	82"(2083mm)	X	■	NW-4884-	■	S	■	TB	■	2691.14	2795.14	3718.64	3776.56	3860.78

Masters Series

Height Adjustable Convergent Worktop — T-Leg – Wedge Radius

Height Adjustable Convergent Worktop — T-Leg – Wedge Radius



XLNG-4260
XZNG-4260

Features

- Includes 1 3/16" (30mm) convergent worktop, wire management clips, black cable chain, power cord, bezel, attachment hardware, height adjustment mechanism, two T-leg base and adjustable glides.
- Laminate worktop with 3mm edgeband applied to user and visitor edges only. Ends capped with 1mm thick edgeband.
- Wood worktop with a choice of profiled edge (Square, Bevel, Radius and Traditional) applied to user and visitor edges. Double-cut wood worktop available with Square 3mm Radius edge only.
- Glides provide 1/2" (13mm) vertical adjustment.
- Bezel is a metal plate which goes around the column to hide the cutout in top of the storage.
- The cable chain is located on the back of the leg for right-handed convergent; front of the leg on left-hand convergent.
- Height adjustment touch pad actuator options:
 - Single Stage Touch Pad Actuator available in Standard (E) up/down movement or Programmable (R) providing four different up/down programmed heights. Provides 27" (686mm) to 46" (1168mm) continuous height adjustment range.
 - Programmable Touch Pad Actuator:
 - Can be mounted on left or right side of table; predrilled for field installed and field changeable.
 - Touch pad actuator has touch pad controls and standard with black housing.
 - Control box is field installed and standard with black housing.
- Height adjustment: 1" (25mm) per 1.6 seconds.
- Telescoping base tubes and J-rails. Telescoping base tubes will match base trim color. Smooth paint trim will match. Textured paint will be complimentary.
- Includes: 9.5' (2895.6mm) long black power cord with NEMA 5-15P plug to the building.
- Base includes leg assembly and foot; available in painted trim colors.
- Glides have 1/2" (13mm) height adjustment and are standard in black.
- Grommets are available for field installation; separately specified.
- Ships unassembled.

Specification Tips

- Designed to be used with one of the following separately specified 1.5H lower storage units:
 - 1.5H Attached Sliding Door Storage Unit for use with Convergent Worktop; available 23" (584mm) D, only.
 - 1.5H Attached Storage for use with Convergent Worktop - Open Unit; 18" (457mm) D or 23" (584mm).
- Separately specified Reinforcement Channel or Bar are not required.
- Not for use with 1.5H Attached Sliding Door Unit.
- One of the two Height Adjustable T-Legs is concealed within the full height raceway in the back of the 1.5H lower storage unit and the other is exposed.
- A separately specified Shroud for use with Height Adjustable T-Leg may be used as an aesthetic cover for the exposed Height Adjustable T-Leg.
- Trim Finish Recommendation: The bezel on the shroud and the convergent leg to be specified the same color.
- The bezel mounts to the credenza top on the 1.5H lower storage. Installation hole for bezel to be field cut.
- Convergent worktop (with or without a shroud) may be used with a separately specified Adaptable Modesty Panel.

Electrical:

- For use with separately specified electrical components: (Note: All of the options shown below require field cut mounting holes in the top. Ensure placement provides adequate clearance for table understructure.)
 - Flush Mounted Power Module Cord for Height Adjustable or Hardwire
 - Enhanced Power Module Corded or Hardwire with mounting bracket
 - Flip Top Unit Corded or Hardwire
 - Workware connect narrow non-switching interface module
 - Bezel Utility Module
- To limit cords connected to the building power use Power Modules with IEC connector.
- **Height Adjustable Convergent Worktop is not for use with AKP's, suspended or attached pedestals.**
- Worktop load capacity: 100 pounds
- Worktop load capacity (including top) and weight should be evenly distributed.
- Screen and Monitor Arm application:
 - 29" (737mm), 35" (889mm) and 41" (1041mm) deep table supports a 27" (686mm) high Belong screen and a monitor up to 50 lbs.

To Order, Specify:

- 1) Product number, including:

1 Surface Option:

- L** Laminate
- Z** Wood

2 Edge Option:

- J** Edgeband (Laminate only)
- 1** Square (Wood only)

3 Orientation Option:

- R** Right-hand
- L** Left-hand

4 Height Adjustment Actuator Option:

Single Stage:

- E** Standard
- R** Programmable, add **\$136.10** list

- 2) Laminate surface color or wood finish color.
- 3) Edge trim color (laminate only).
- 4) Base trim color.

Note: **\$41.10** upcharge (list) for Metallic and accent trim colors.

Masters Series

Height Adjustable Convergent Worktop — T-Leg – Wedge Radius

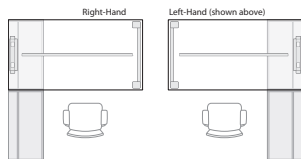
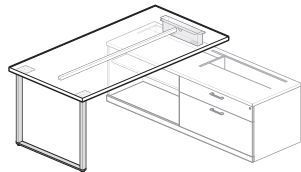
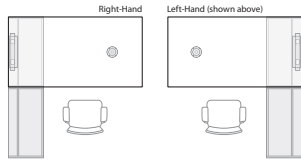
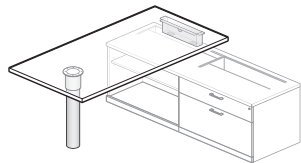
Depth	Width	Number				Laminate		Wood Group A	Wood Group B				
		①	②	③	④	A	B	Edge Options 1	Edge Options 1				
41"(1041mm)	58"(1473mm)	X	■	NG-4260-	■	S	■	TB	■	\$2513.44	\$2617.44	\$3419.14	\$3469.92
	64"(1626mm)	X	■	NG-4266-	■	S	■	TB	■	2561.39	2665.39	3487.39	3539.36
	70"(1778mm)	X	■	NG-4272-	■	S	■	TB	■	2609.34	2713.34	3555.64	3608.80
	76"(1930mm)	X	■	NG-4278-	■	S	■	TB	■	2657.29	2761.29	3623.89	3678.24
	82"(2083mm)	X	■	NG-4284-	■	S	■	TB	■	2705.24	2809.24	3692.14	3747.68
47"(1194mm)	58"(1473mm)	X	■	NG-4860-	■	S	■	TB	■	\$2581.94	\$2685.94	\$3516.64	\$3569.12
	64"(1626mm)	X	■	NG-4866-	■	S	■	TB	■	2636.74	2740.74	3594.64	3648.48
	70"(1778mm)	X	■	NG-4872-	■	S	■	TB	■	2691.54	2795.54	3672.64	3727.84
	76"(1930mm)	X	■	NG-4878-	■	S	■	TB	■	2746.34	2850.34	3750.64	3807.20
	82"(2083mm)	X	■	NG-4884-	■	S	■	TB	■	2801.14	2905.14	3828.64	3886.56

Masters Series

Convergent Worktop for use with 1.5H Storage — Rectangular with Column or Hoop

Depth	Width	Number			Laminate		Wood Group A	Wood Group B	
		①	②	③	A	B	Edge Options 1	Edge Options 1	5,6,7
Column									
30"(762mm)	60"(1524mm)	X	NR-3060-	SNC	\$1192.00	\$1296.00	\$1763.10	\$1793.89	\$1878.11
	66"(1676mm)	X	NR-3066-	SNC	1226.25	1330.25	1811.85	1843.49	1927.71
	72"(1829mm)	X	NR-3072-	SNC	1260.50	1364.50	1860.60	1893.09	1977.31
36"(914mm)	60"(1524mm)	X	NR-3660-	SNC	\$1260.50	\$1364.50	\$1860.60	\$1893.09	\$1977.31
	66"(1676mm)	X	NR-3666-	SNC	1301.60	1405.60	1919.10	1952.61	2036.83
	72"(1829mm)	X	NR-3672-	SNC	1342.70	1446.70	1977.60	2012.13	2096.35
	78"(1981mm)	X	NR-3678-	SNC	1383.80	1487.80	2036.10	2071.65	2155.87
	84"(2134mm)	X	NR-3684-	SNC	1424.90	1528.90	2094.60	2131.17	2215.39
42"(1067mm)	72"(1829mm)	X	NR-4272-	SNC	\$1424.90	\$1528.90	\$2094.60	\$2131.17	\$2215.39
	78"(1981mm)	X	NR-4278-	SNC	1472.85	1576.85	2162.85	2200.61	2284.83
	84"(2134mm)	X	NR-4284-	SNC	1520.80	1624.80	2231.10	2270.05	2354.27
Hoop									
30"(762mm)	60"(1524mm)	X	NR-3060-	SNH	\$1192.00	\$1296.00	\$1763.10	\$1793.89	\$1878.11
	66"(1676mm)	X	NR-3066-	SNH	1226.25	1330.25	1811.85	1843.49	1927.71
	72"(1829mm)	X	NR-3072-	SNH	1260.50	1364.50	1860.60	1893.09	1977.31
36"(914mm)	60"(1524mm)	X	NR-3660-	SNH	\$1260.50	\$1364.50	\$1860.60	\$1893.09	\$1977.31
	66"(1676mm)	X	NR-3666-	SNH	1301.60	1405.60	1919.10	1952.61	2036.83
	72"(1829mm)	X	NR-3672-	SNH	1342.70	1446.70	1977.60	2012.13	2096.35
	78"(1981mm)	X	NR-3678-	SNH	1383.80	1487.80	2036.10	2071.65	2155.87
	84"(2134mm)	X	NR-3684-	SNH	1424.90	1528.90	2094.60	2131.17	2215.39
42"(1067mm)	72"(1829mm)	X	NR-4272-	SNH	\$1424.90	\$1528.90	\$2094.60	\$2131.17	\$2215.39
	78"(1981mm)	X	NR-4278-	SNH	1472.85	1576.85	2162.85	2200.61	2284.83
	84"(2134mm)	X	NR-4284-	SNH	1520.80	1624.80	2231.10	2270.05	2354.27

Convergent Worktop for use with 1.5H Storage — Rectangular with Column or Hoop



XLNR-3072
XZNR-3072

Features

- Includes 1 3/16"(36mm) thick worktop, one column or hoop, stanchion and attachment hardware.
- Reinforcement Bar added to 72"(1829mm), 78"(1981mm) and 84"(2134mm) worktop with hoop leg.
- 1 3/16"(30mm) thick laminate worktop with 3mm plastic edgeband applied to user and visitor edges. Ends capped with 1mm thick plastic edgeband.
- 1 3/16"(30mm) thick wood worktop with a choice of profiled edge (Square, Bevel, Radius or Traditional) applied to user and visitor edges. Double-cut veneers available with Square 3mm Radius edge only.
- Glides have 1/2"(13mm) height adjustment and are standard in black.
- Grommets are available for field installation; separately specified.
- Depth and width shown in nominal dimensions.
- Ships unassembled.

Specification Tips

- Must be attached to a 1.5H lower storage unit; 18"(457mm) or 23"(584mm) deep.
- The stanchion is typically positioned above the back raceway of the 1.5H lower storage.
- The stanchion mounts to a separately specified credenza top.
- Stanchion screws to credenza top; field installed. See Specification Guide for location details.
- May be used with separately specified Adaptable Modesty Panel.

Electrical:

- For use with separately specified electrical components: (Note: All of the options shown below require field cut mounting holes in the top. Ensure placement provides adequate clearance for table understructure.)
 - Flush Mounted Power Module with Plug or Hardwire
 - Enhanced Power Module Corded or Hardwire
 - Flip Top Unit Corded or Hardwire
 - Workware connect narrow non-switching interface module
 - Bezel Utility Module

To Order, Specify:

- 1) Product number, including:

① Surface Option:

- L** Laminate
- Z** Wood

② Edge Option:

- J** Edgeband (Laminate only)
- 1** Square (Wood only)
- 5** Bevel (Wood only)
- 6** Radius (Wood only)
- 7** Traditional (Wood only)

③ Column or Hoop Leg Finish:

- B** Paint
- C** Chrome Column, add **\$272.83** list
Chrome Hoop, add **\$375.00** list

Note: Chrome leg will have Metallic Silver stanchion (TR-LE).

- 2) Laminate surface color or wood finish color.
- 3) Edge trim color (laminate only).
- 4) Base trim color.

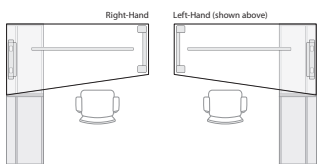
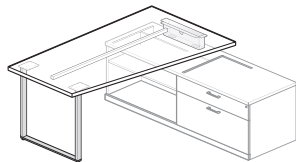
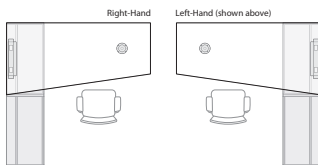
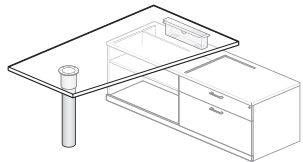
Note: **\$41.10** upcharge (list) for Metallic and accent trim colors.

Masters Series

Convergent Worktop for use with 1.5H Storage — Wedge Square with Column or Hoop

Depth	Width	Number				Laminate A	B	Wood Group A	Wood Group B	5,6,7
		①	②	③	④			Edge Options 1	Edge Options 1	
Column										
42"(1067mm)	60"(1524mm)	X	■	■	■	\$1203.44	\$1307.44	\$2109.14	\$2159.92	\$2244.14
	66"(1676mm)	X	■	■	■	1251.39	1355.39	2177.39	2229.36	2313.58
	72"(1829mm)	X	■	■	■	1299.34	1403.34	2245.64	2298.80	2383.02
	78"(1981mm)	X	■	■	■	1347.29	1451.29	2313.89	2368.24	2452.46
	84"(2134mm)	X	■	■	■	1395.24	1499.24	2382.14	2437.68	2521.90
48"(1219mm)	60"(1524mm)	X	■	■	■	\$1271.94	\$1375.94	\$2206.64	\$2259.12	\$2343.34
	66"(1676mm)	X	■	■	■	1326.74	1430.74	2284.64	2338.48	2422.70
	72"(1829mm)	X	■	■	■	1381.54	1485.54	2362.64	2417.84	2502.06
	78"(1981mm)	X	■	■	■	1436.34	1540.34	2440.64	2497.20	2581.42
	84"(2134mm)	X	■	■	■	1491.14	1595.14	2518.64	2576.56	2660.78
Hoop										
42"(1067mm)	60"(1524mm)	X	■	■	■	\$1203.44	\$1307.44	\$2109.14	\$2159.92	\$2244.14
	66"(1676mm)	X	■	■	■	1251.39	1355.39	2177.39	2229.36	2313.58
	72"(1829mm)	X	■	■	■	1299.34	1403.34	2245.64	2298.80	2383.02
	78"(1981mm)	X	■	■	■	1347.29	1451.29	2313.89	2368.24	2452.46
	84"(2134mm)	X	■	■	■	1395.24	1499.24	2382.14	2437.68	2521.90
48"(1219mm)	60"(1524mm)	X	■	■	■	\$1271.94	\$1375.94	\$2206.64	\$2259.12	\$2343.34
	66"(1676mm)	X	■	■	■	1326.74	1430.74	2284.64	2338.48	2422.70
	72"(1829mm)	X	■	■	■	1381.54	1485.54	2362.64	2417.84	2502.06
	78"(1981mm)	X	■	■	■	1436.34	1540.34	2440.64	2497.20	2581.42
	84"(2134mm)	X	■	■	■	1491.14	1595.14	2518.64	2576.56	2660.78

Convergent Worktop for use with 1.5H Storage — Wedge Square with Column or Hoop



XLNW-4272
XZNV-4272

Features

- Includes 1 3/16"(36mm) thick worktop, one column or hoop, stanchion and attachment hardware.
- Reinforcement Bar added to 72"(1829mm), 78"(1981mm) and 84"(2134mm) worktop with hoop leg.
- 1 3/16"(30mm) thick laminate worktop with 3mm plastic edgeband applied to user and visitor edges. Ends capped with 1mm thick plastic edgeband.
- 1 3/16"(30mm) thick wood worktop with a choice of profiled edge (Square, Bevel, Radius or Traditional) applied to user and visitor edges. Double-cut veneers available with Square 3mm Radius edge only.
- Glides have 1/2"(13mm) height adjustment and are standard in black.
- Grommets are available for field installation; separately specified.
- Depth and width shown in nominal dimensions.
- Ships unassembled.

Specification Tips

- Must be attached to a 1.5H lower storage unit; 18"(457mm) or 23"(584mm) deep.
- The stanchion is typically positioned above the back raceway of the 1.5H lower storage.
- The stanchion mounts to a separately specified credenza top.
- Stanchion screws to credenza top; field installed. See Specification Guide for location details.
- May be used with separately specified Adaptable Modesty Panel.

Electrical:

- For use with separately specified electrical components: (Note: All of the options shown below require field cut mounting holes in the top. Ensure placement provides adequate clearance for table understructure.)
 - Flush Mounted Power Module with Plug or Hardwire
 - Enhanced Power Module Corded or Hardwire
 - Flip Top Unit Corded or Hardwire
 - Workware connect narrow non-switching interface module
 - Bezel Utility Module

To Order, Specify:

- Product number, including:

① Surface Option:

- L** Laminate
- Z** Wood

② Edge Option:

- J** Edgeband (Laminate only)
- 1** Square (Wood only)
- 5** Bevel (Wood only)
- 6** Radius (Wood only)
- 7** Traditional (Wood only)

③ Orientation Option:

- R** Right-hand
- L** Left-hand Column or Hoop Leg Finish:

④ Column or Hoop Leg Finish:

- B** Paint
- C** Chrome Column, add \$272.83 list
Chrome Hoop, add \$375.00 list

Note: Chrome leg will have Metallic Silver stanchion (TR-LE).

- Laminate surface color or wood finish color.
- Edge trim color (laminate only).
- Base trim color.

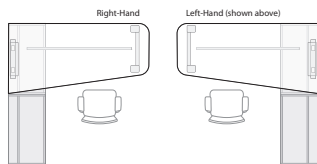
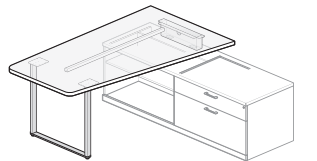
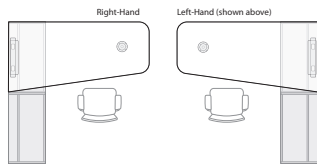
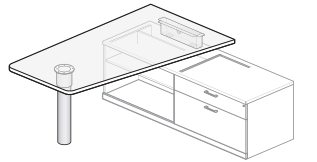
Note: \$41.10 upcharge (list) for Metallic and accent trim colors.

Masters Series

Convergent Worktop for use with 1.5H Storage — Wedge Radius with Column or Hoop

Depth	Width	Number				Laminate		Wood Group A	Wood Group B
		①	②	③	④	A	B	Edge Options 1	Edge Options 1
Column									
42"(1067mm)	60"(1524mm)	X	NG-4260-	S	C	\$1313.44	\$1417.44	\$2219.14	\$2269.92
	66"(1676mm)	X	NG-4266-	S	C	1361.39	1465.39	2287.39	2339.36
	72"(1829mm)	X	NG-4272-	S	C	1409.34	1513.34	2355.64	2408.80
	78"(1981mm)	X	NG-4278-	S	C	1457.29	1561.29	2423.89	2478.24
	84"(2134mm)	X	NG-4284-	S	C	1505.24	1609.24	2492.14	2547.68
48"(1219mm)	60"(1524mm)	X	NG-4860-	S	C	\$1381.94	\$1485.94	\$2316.64	\$2369.12
	66"(1676mm)	X	NG-4866-	S	C	1436.74	1540.74	2394.64	2448.48
	72"(1829mm)	X	NG-4872-	S	C	1491.54	1595.54	2472.64	2527.84
	78"(1981mm)	X	NG-4878-	S	C	1546.34	1650.34	2550.64	2607.20
	84"(2134mm)	X	NG-4884-	S	C	1601.14	1705.14	2628.64	2686.56
Hoop									
42"(1067mm)	60"(1524mm)	X	NG-4260-	S	H	\$1313.44	\$1417.44	\$2219.14	\$2269.92
	66"(1676mm)	X	NG-4266-	S	H	1361.39	1465.39	2287.39	2339.36
	72"(1829mm)	X	NG-4272-	S	H	1409.34	1513.34	2355.64	2408.80
	78"(1981mm)	X	NG-4278-	S	H	1457.29	1561.29	2423.89	2478.24
	84"(2134mm)	X	NG-4284-	S	H	1505.24	1609.24	2492.14	2547.68
48"(1219mm)	60"(1524mm)	X	NG-4860-	S	H	\$1381.94	\$1485.94	\$2316.64	\$2369.12
	66"(1676mm)	X	NG-4866-	S	H	1436.74	1540.74	2394.64	2448.48
	72"(1829mm)	X	NG-4872-	S	H	1491.54	1595.54	2472.64	2527.84
	78"(1981mm)	X	NG-4878-	S	H	1546.34	1650.34	2550.64	2607.20
	84"(2134mm)	X	NG-4884-	S	H	1601.14	1705.14	2628.64	2686.56

Convergent Worktop for use with 1.5H Storage — Wedge Radius with Column or Hoop



XLNG-4272
XZNG-4272

Features

- Includes 1 3/16"(36mm) thick worktop, one column or hoop, stanchion and attachment hardware.
- Reinforcement Bar added to 72"(1829mm), 78"(1981mm) and 84"(2134mm) worktop with hoop leg.
- 1 3/16"(30mm) thick laminate worktop with 3mm plastic edgeband applied to user and visitor edges. Ends capped with 1mm thick plastic edgeband.
- 1 3/16"(30mm) thick wood worktop with a choice of profiled edge (Square, Bevel, Radius or Traditional) applied to user and visitor edges. Double-cut veneers available with Square 3mm Radius edge only.
- Glides have 1/2"(13mm) height adjustment and are standard in black.
- Grommets are available for field installation; separately specified.
- Depth and width shown in nominal dimensions.
- Ships unassembled.

Specification Tips

- Must be attached to a 1.5H lower storage unit; 18"(457mm) or 23"(584mm) deep.
- The stanchion is typically positioned above the back raceway of the 1.5H lower storage.
- The stanchion mounts to a separately specified credenza top.
- Stanchion screws to credenza top; field installed. See Specification Guide for location details.
- May be used with separately specified Adaptable Modesty Panel.

Electrical:

- For use with separately specified electrical components: (Note: All of the options shown below require field cut mounting holes in the top. Ensure placement provides adequate clearance for table understructure.)
 - Flush Mounted Power Module with Plug or Hardwire
 - Enhanced Power Module Corded or Hardwire
 - Flip Top Unit Corded or Hardwire
 - Workware connect narrow non-switching interface module
 - Bezel Utility Module

Wood Group A Edge Options

1

Wood Group B Edge Options

1

To Order, Specify:

- 1) Product number, including:

① Surface Option:

- L** Laminate
- Z** Wood

② Edge Option:

- J** Edgeband (Laminate only)
- 1** Square (Wood only)

③ Orientation Option:

- R** Right-hand
- L** Left-hand

④ Column or Hoop Leg Finish:

- B** Paint
- C** Chrome Column, add **\$272.83** list
Chrome Hoop, add **\$375.00** list

Note: Chrome leg will have Metallic Silver stanchion (TR-LE).

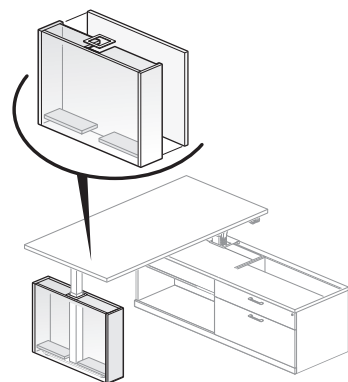
- 2) Laminate surface color or wood finish color.
- 3) Edge trim color (laminate only).
- 4) Base trim color.

Note: **\$41.10** upcharge (list) for Metallic and accent trim colors.

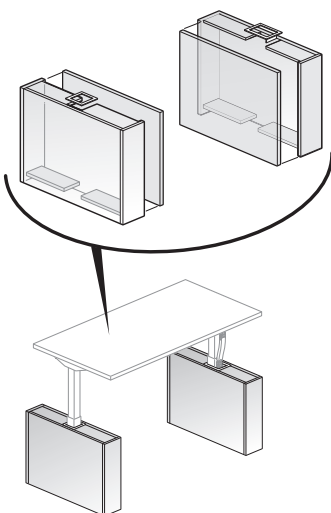
Masters Series

Shroud for use with Height Adjustable T-Leg

For Use With	Number ①	Laminate		Wood Group	
		A	B	A	B
Single					
30"(762mm)	X ■ S1-3000-SE	\$ 751.34	\$ 783.96	\$ 984.72	\$ 998.72
36"(914mm)	X ■ S1-3600-SE	782.65	815.47	1054.75	1071.07
42"(1067mm)	X ■ S1-4200-SE	813.96	846.98	1124.78	1143.42
Pair					
30"(762mm)	X ■ S2-3000-SE	\$1502.68	\$1567.92	\$1969.44	\$1997.44
36"(914mm)	X ■ S2-3600-SE	1565.30	1630.94	2109.50	2142.14
42"(1067mm)	X ■ S2-4200-SE	1627.92	1693.96	2249.56	2286.84



Shown with:
Height Adjustable Convergent Worktop



Shown with:
Height Adjustable Table Desk

XLS1-3060
XZS1-3060

Features

- Include:
 - Single Shroud, bezel and attachment hardware.
 - Pair of Shrouds, bezel, cable chain bracket, cable chain and attachment hardware.
- Shroud (s) are finished on all sides and top.

Specification Tips

- For use with the following:
 - Height Adjustable Table Desk Rectangular Top - T-Leg Base (pair of shrouds)
 - Height Adjustable Convergent Worktop- T-Leg (single shroud)
 - Rectangular
 - Wedge Square
 - Wedge Radius
- Not for use with the Height Adjustable Credenza Desk-Rectangular -T-Leg Base; dimensionally different shroud.
- A pair of shrouds will accept a separately specified Modesty Panel for Shroud.

To Order, Specify:

- 1) Product number, including:

① Surface Option:

- L** Laminate
- Z** Wood

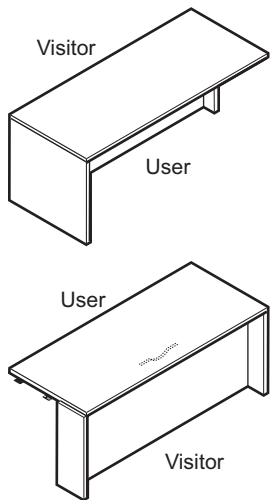
- 2) Laminate surface color or wood finish color.
- 3) Edge trim color (laminated only).
- 4) Bezel trim color (color should match the base color of the table).

Masters Series

Convergent T-Worktop – Rectangular

Height	Depth	Width	Number ① ②	Laminate		Paint A		Wood			
				A	B	Laminate A	B	Group A	Group B		
Laminate											
29 1/8"(740mm)	30"(762mm)	48"(1219mm)	XLTH-3048-JSNF		\$1521.06	\$1657.60					
		54"(1372mm)	XLTH-3054-JSNF		1572.71	1714.95					
		60"(1524mm)	XLTH-3060-JSNF		1624.36	1772.30					
		66"(1676mm)	XLTH-3066-JSNF		1676.01	1829.65					
		72"(1829mm)	XLTH-3072-JSNF		1727.66	1887.00					
		78"(1981mm)	XLTH-3078-JSNF		1779.31	1944.35					
	36"(914mm)	48"(1219mm)	XLTH-3648-JSNF		\$1603.70	\$1749.36					
		54"(1372mm)	XLTH-3654-JSNF		1665.68	1818.18					
		60"(1524mm)	XLTH-3660-JSNF		1727.66	1887.00					
		66"(1676mm)	XLTH-3666-JSNF		1789.64	1955.82					
		72"(1829mm)	XLTH-3672-JSNF		1851.62	2024.64					
		78"(1981mm)	XLTH-3678-JSNF		1913.60	2093.46					
		Paint									
		29 1/8"(740mm)	30"(762mm)	48"(1219mm)	XPTH-3048-JSNF				\$1671.43	\$1807.97	
54"(1372mm)	XPTH-3054-JSNF						1723.08	1865.32			
60"(1524mm)	XPTH-3060-JSNF						1774.73	1922.67			
66"(1676mm)	XPTH-3066-JSNF						1826.38	1980.02			
72"(1829mm)	XPTH-3072-JSNF						1878.03	2037.37			
78"(1981mm)	XPTH-3078-JSNF						1929.68	2094.72			
36"(914mm)	48"(1219mm)		XPTH-3648-JSNF				\$1754.07	\$1899.73			
	54"(1372mm)		XPTH-3654-JSNF				1816.05	1968.55			
	60"(1524mm)		XPTH-3660-JSNF				1878.03	2037.37			
	66"(1676mm)		XPTH-3666-JSNF				1940.01	2106.19			
	72"(1829mm)		XPTH-3672-JSNF				2001.99	2175.01			
	78"(1981mm)		XPTH-3678-JSNF				2063.97	2243.83			
	Wood										
	29 1/8"(740mm)		30"(762mm)	48"(1219mm)	XZTH-3048-	SSF			\$2172.83	\$2390.11	
54"(1372mm)		XZTH-3054-		SSF			2241.68	2465.86			
60"(1524mm)		XZTH-3060-		SSF			2310.53	2541.61			
66"(1676mm)		XZTH-3066-		SSF			2379.38	2617.36			
72"(1829mm)		XZTH-3072-		SSF			2448.23	2693.11			
78"(1981mm)		XZTH-3078-		SSF			2517.08	2768.86			
36"(914mm)		48"(1219mm)	XZTH-3648-	SSF			\$2282.99	\$2511.31			
		54"(1372mm)	XZTH-3654-	SSF			2365.61	2602.21			
		60"(1524mm)	XZTH-3660-	SSF			2448.23	2693.11			
		66"(1676mm)	XZTH-3666-	SSF			2530.85	2784.01			
		72"(1829mm)	XZTH-3672-	SSF			2613.47	2874.91			
		78"(1981mm)	XZTH-3678-	SSF			2696.09	2965.81			

Convergent T-Worktop – Rectangular



XLTH-FL
XPTH-FL
XZTH-FL
(Left-hand shown)

Features

- Includes worktop, case, one end panel, one 10 1/8" (257mm) deep light-block panel and attachment hardware.
- 1 3/16" (30mm) thick laminate worktop with 3mm plastic edgeband applied to user and visitor edges only. Ends capped with 1mm thick plastic edgeband. All other components finished in laminate with 1mm thick plastic edgeband.
- 1 3/16" (30mm) thick laminate worktop with 3mm plastic edgeband applied to user and visitor edges. Ends capped with 1mm thick plastic edgeband. All other components finished in paint.
- 1 3/16" (30mm) thick wood worktop with a choice of profiled edge (Square, Bevel, Radius or Traditional) applied to user and visitor edges. Double-cut veneers available with Square 3mm Radius edge only.
- Attachment edge of wood veneer worktops with Bevel, Radius and Traditional profiled edges is coped.
- Full modesty panel recessed 6" (152mm) for visitor side overhang.
- Unfinished clearcoat wireway scallop in top center of modesty panel.
- Glides provide 2" (51mm) adjustment range.
- Shipped unassembled.

Specification Tips

- Handed design (left or right) based on position of attachment side.
- Not designed to stand alone.
- Two flat brackets to allow for attachment to modular credenza.
- Does not accommodate separately specified attached 2H storage.
- Accommodates separately specified center drawer.
- Separately specified grommets can be field installed in convergent worktop.

To Order, Specify:

- 1) Product number, including:

① Edge Option:

Wood:

- 1 Square
- 5 Bevel, add \$142.22 list
- 6 Radius, add \$142.22 list
- 7 Traditional, add \$142.22 list

② Orientation:

- L Left-hand
- R Right-hand

- 2) Finish code for lower components (laminate, paint, or wood).
- 3) Laminate edge trim for lower components (if laminate option specified).
- 4) Laminate worktop color (if laminate or paint option specified).
- 5) Laminate edge trim for worktop (if laminate or paint option specified).

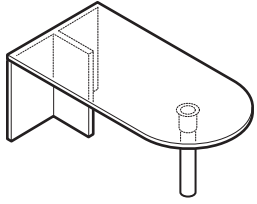
Note: Wood grained laminate worktop finishes are applied with wood grain direction side-to-side only.

This page intentionally blank

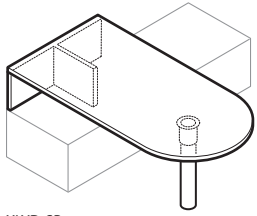
Masters Series

Convergent D-Worktop with T-Support and Column

Convergent D-Worktop with T-Support and Column



XLYD-SF
XPYD-SF
XZYD-SF
48"-96" widths



XLYD-SP
XPYD-SP
XZYD-SP
72"-96" widths

Features

- Includes worktop, T-support end panel, column leg and column leg attachment hardware.
- 1 3/16"(30mm) thick laminate worktop with 3mm plastic edgeband applied to user and visitor edges only. Ends capped with 1mm thick plastic edgeband. All other components finished in laminate with 1mm thick plastic edgeband.
- 1 3/16"(30mm) thick laminate worktop with 3mm plastic edgeband applied to user and visitor edges. Ends capped with 1mm thick plastic edgeband. All other components finished in paint.
- 1 3/16"(30mm) thick wood worktop with a choice of profiled edge (Square, Bevel, Radius or Traditional) applied to user and visitor edges. Double-cut veneers available with Square 3mm Radius edge only.
- Partial height end panel available on 72"(1829mm)-96"(2438mm) wide tops.
- 4"(102mm) diameter column leg with 3"(76mm) adjustment.
- Shipped unassembled.

Specification Tips

- Not designed to stand alone.
- See Stack-on Application Rules in Specification Guide.
- Desk with partial height end panel to be supported on one-high modular bench.
- Accommodates separately specified center drawer.
- Separately specified grommets can be field installed in desk worksurface.
- See 1H Application Rules in Specification Guide.

To Order, Specify:

- 1) Product number, including:

① Edge Option:

Wood:

- 1** Square
- 5** Bevel
- 6** Radius
- 7** Traditional

- 2) Finish code for T-support (laminate, paint, or wood).
- 3) Laminate edge trim for T-support (if laminate option specified).
- 4) Laminate worktop color (if laminate option specified).
- 5) Laminate edge trim for worktop (if laminate or paint option specified).
- 6) Column trim color (required).

Note: \$272.83 upcharge (list) for optional chrome column trim.

Note: Wood grained laminate worktop finishes are applied with wood grain direction side-to-side only.

Masters Series

Convergent D-Worktop with T-Support and Column

Depth	Width	Number	Laminate	
			A	B
Partial Height				
30"(762mm)	72"(1829mm)	XLYD-3072-JSNNP	\$1022.45	\$1229.99
	78"(1981mm)	XLYD-3078-JSNNP	1056.40	1299.99
	84"(2134mm)	XLYD-3084-JSNNP	1090.35	1369.99
	90"(2286mm)	XLYD-3090-JSNNP	1124.30	1439.99
36"(914mm)	72"(1829mm)	XLYD-3672-JSNNP	\$1103.93	\$1397.99
	78"(1981mm)	XLYD-3678-JSNNP	1144.67	1481.99
	84"(2134mm)	XLYD-3684-JSNNP	1185.41	1565.99
	90"(2286mm)	XLYD-3690-JSNNP	1226.15	1649.99
	96"(2438mm)	XLYD-3696-JSNNP	1266.89	1733.99
Full Height				
30"(762mm)	48"(1219mm)	XLYD-3048-JSNNF	\$1044.39	\$1107.73
	54"(1372mm)	XLYD-3054-JSNNF	1078.34	1177.73
	60"(1524mm)	XLYD-3060-JSNNF	1112.29	1247.73
	66"(1676mm)	XLYD-3066-JSNNF	1146.24	1317.73
	72"(1829mm)	XLYD-3072-JSNNF	1180.19	1387.73
	78"(1981mm)	XLYD-3078-JSNNF	1214.14	1457.73
	84"(2134mm)	XLYD-3084-JSNNF	1248.09	1527.73
	90"(2286mm)	XLYD-3090-JSNNF	1282.04	1597.73
	36"(914mm)	48"(1219mm)	XLYD-3648-JSNNF	\$1098.71
54"(1372mm)		XLYD-3654-JSNNF	1139.45	1303.73
60"(1524mm)		XLYD-3660-JSNNF	1180.19	1387.73
66"(1676mm)		XLYD-3666-JSNNF	1220.93	1471.73
72"(1829mm)		XLYD-3672-JSNNF	1261.67	1555.73
78"(1981mm)		XLYD-3678-JSNNF	1302.41	1639.73
84"(2134mm)		XLYD-3684-JSNNF	1343.15	1723.73
90"(2286mm)		XLYD-3690-JSNNF	1383.89	1807.73
96"(2438mm)		XLYD-3696-JSNNF	1424.63	1891.73

Depth	Width	Number	Paint A Laminate		
			A	B	
Partial Height					
30"(762mm)	72"(1829mm)	XPYD-3072-JSNNP	\$1562.16	\$1769.70	
	78"(1981mm)	XPYD-3078-JSNNP	1643.51	1887.10	
	84"(2134mm)	XPYD-3084-JSNNP	1724.86	2004.50	
	90"(2286mm)	XPYD-3090-JSNNP	1806.21	2121.90	
36"(914mm)	72"(1829mm)	XPYD-3672-JSNNP	\$1757.40	\$2051.46	
	78"(1981mm)	XPYD-3678-JSNNP	1855.02	2192.34	
	84"(2134mm)	XPYD-3684-JSNNP	1952.64	2333.22	
	90"(2286mm)	XPYD-3690-JSNNP	2050.26	2474.10	
	96"(2438mm)	XPYD-3696-JSNNP	2147.88	2614.98	
Full Height					
30"(762mm)	48"(1219mm)	XPYD-3048-JSNNF	\$1394.50	\$1457.84	
	54"(1372mm)	XPYD-3054-JSNNF	1475.85	1575.24	
	60"(1524mm)	XPYD-3060-JSNNF	1557.20	1692.64	
	72"(1829mm)	XPYD-3072-JSNNF	1719.90	1927.44	
	78"(1981mm)	XPYD-3078-JSNNF	1801.25	2044.84	
	84"(2134mm)	XPYD-3084-JSNNF	1882.60	2162.24	
	90"(2286mm)	XPYD-3090-JSNNF	1963.95	2279.64	
	36"(914mm)	48"(1219mm)	XPYD-3648-JSNNF	\$1524.66	\$1645.68
		54"(1372mm)	XPYD-3654-JSNNF	1622.28	1786.56
60"(1524mm)		XPYD-3660-JSNNF	1719.90	1927.44	
72"(1829mm)		XPYD-3672-JSNNF	1915.14	2209.20	
78"(1981mm)		XPYD-3678-JSNNF	2012.76	2350.08	
84"(2134mm)		XPYD-3684-JSNNF	2110.38	2490.96	
90"(2286mm)		XPYD-3690-JSNNF	2208.00	2631.84	
96"(2438mm)		XPYD-3696-JSNNF	2305.62	2772.72	

Masters Series

Convergent D-Worktop with T-Support and Column

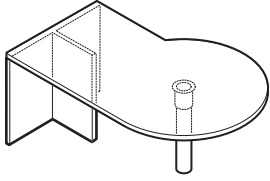
Depth	Width	Number ①	Wood Group A	Wood Group B	5,6,7
			Edge Options 1	Edge Options 1	
Partial Height					
30"(762mm)	72"(1829mm)	XZYD-3072- SNSP	\$2162.16	\$2384.35	\$2814.80
	78"(1981mm)	XZYD-3078- SNSP	2243.51	2472.95	2903.40
	84"(2134mm)	XZYD-3084- SNSP	2324.86	2561.55	2992.00
	90"(2286mm)	XZYD-3090- SNSP	2406.21	2650.15	3080.60
36"(914mm)	72"(1829mm)	XZYD-3672- SNSP	\$2357.40	\$2596.99	\$3027.44
	78"(1981mm)	XZYD-3678- SNSP	2455.02	2703.31	3133.76
	84"(2134mm)	XZYD-3684- SNSP	2552.64	2809.63	3240.08
	90"(2286mm)	XZYD-3690- SNSP	2650.26	2915.95	3346.40
	96"(2438mm)	XZYD-3696- SNSP	2747.88	3022.27	3452.72
Full Height					
30"(762mm)	48"(1219mm)	XZYD-3048- SNSF	\$1994.50	\$2187.69	\$2433.31
	54"(1372mm)	XZYD-3054- SNSF	2075.85	2276.29	2521.91
	60"(1524mm)	XZYD-3060- SNSF	2157.20	2364.89	2610.51
	66"(1676mm)	XZYD-3066- SNSF	2238.55	2453.49	2883.94
	72"(1829mm)	XZYD-3072- SNSF	2319.90	2542.09	2972.54
	78"(1981mm)	XZYD-3078- SNSF	2401.25	2630.69	3061.14
	84"(2134mm)	XZYD-3084- SNSF	2482.60	2719.29	3149.74
	90"(2286mm)	XZYD-3090- SNSF	2563.95	2807.89	3238.34
	36"(914mm)	48"(1219mm)	XZYD-3648- SNSF	\$2124.66	\$2329.45
54"(1372mm)		XZYD-3654- SNSF	2222.28	2435.77	2681.39
60"(1524mm)		XZYD-3660- SNSF	2319.90	2542.09	2787.71
66"(1676mm)		XZYD-3666- SNSF	2417.52	2648.41	3078.86
72"(1829mm)		XZYD-3672- SNSF	2515.14	2754.73	3185.18
78"(1981mm)		XZYD-3678- SNSF	2612.76	2861.05	3291.50
84"(2134mm)		XZYD-3684- SNSF	2710.38	2967.37	3397.82
90"(2286mm)		XZYD-3690- SNSF	2808.00	3073.69	3504.14
96"(2438mm)		XZYD-3696- SNSF	2905.62	3180.01	3610.46

This page intentionally blank

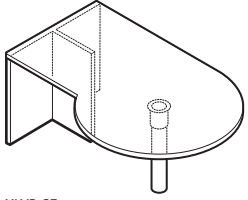
Masters Series

Convergent P-Worktop with T-Support and Column

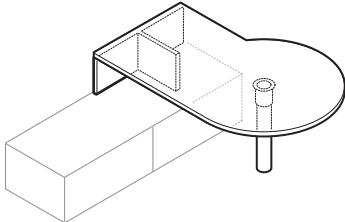
Convergent P-Worktop with T-Support and Column



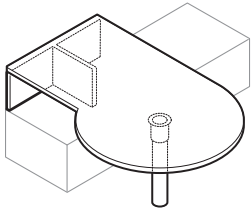
(Right-hand shown)



XLYP-SF
XPYP-SF
XZYP-SF
(Left-hand shown)



(Right-hand shown)



XLYP-SP
XPYP-SP
XZYP-SP
(Left-hand shown)

Features

- Includes worktop, T-support end panel, column leg and column leg attachment hardware.
- 1 3/16" (30mm) thick laminate worktop with 3mm plastic edgeband applied to user and visitor edges only. Ends capped with 1mm thick plastic edgeband. All other components finished in laminate with 1mm thick plastic edgeband.
- 1 3/16" (30mm) thick laminate worktop with 3mm plastic edgeband applied to user and visitor edges. Ends capped with 1mm thick plastic edgeband. All other components finished in paint.
- 1 3/16" (30mm) thick wood worktop with a choice of profiled edge (Square, Bevel, Radius or Traditional) applied to user and visitor edges. Double-cut veneers available with Square 3mm Radius edge only.
- Optional end panel height available on desks 72" (1829mm) or greater in width.
- 4" (102mm) column leg with 3" (76mm) adjustment.
- Shipped unassembled.

Specification Tips

- Not designed to stand alone.
- 30" (762mm) deep worktop has 42" (1067mm) diameter conference end, handed with radius extending away from user.
- 36" (914mm) deep worktop has 48" (1219mm) diameter conference end, handed with radius extending away from user.
- See Stack-on Application Rules in Specification Guide.
- Desk with partial height end panel to be supported on 1H modular bench.
- Accommodates separately specified center drawer.
- Separately specified grommets can be field installed in desk worktop.
- See 1H Application Rules in Specification Guide.

To Order, Specify:

- 1) Product number, including:

1 Edge Option:

Wood:

- 1 Square
- 5 Bevel
- 6 Radius
- 7 Traditional

2 Orientation:

- L Left-hand
- R Right-hand

- 2) Finish code for T-support (laminate, paint, or wood).
- 3) Laminate edge trim for T-support (if laminate option specified).
- 4) Laminate worktop color (if laminate or paint option specified).
- 5) Laminate edge trim for worktop (if laminate or paint option specified).
- 6) Column trim color (required).

Note: \$272.83 upcharge (list) for optional chrome column trim.

Note: Wood grained laminate worktop finishes are applied with wood grain direction side-to-side only.

Masters Series

Convergent P-Worktop with T-Support and Column

Depth	Width	Number ①②	Laminate	
			A	B
Partial Height				
30"(762mm)	72"(1829mm)	XLYP-3072-JS NP	\$1217.23	\$1341.83
	78"(1981mm)	XLYP-3078-JS NP	1257.83	1385.72
	84"(2134mm)	XLYP-3084-JS NP	1298.43	1429.61
	90"(2286mm)	XLYP-3090-JS NP	1339.03	1473.50
36"(914mm)	78"(1981mm)	XLYP-3678-JS NP	\$1333.23	\$1467.23
	84"(2134mm)	XLYP-3684-JS NP	1379.63	1517.39
	90"(2286mm)	XLYP-3690-JS NP	1426.03	1567.55
	96"(2438mm)	XLYP-3696-JS NP	1472.43	1617.71
Full Height				
30"(762mm)	54"(1372mm)	XLYP-3054-JS NF	\$1243.43	\$1358.16
	60"(1524mm)	XLYP-3060-JS NF	1284.03	1402.05
	66"(1676mm)	XLYP-3066-JS NF	1324.63	1445.94
	72"(1829mm)	XLYP-3072-JS NF	1365.23	1489.83
	78"(1981mm)	XLYP-3078-JS NF	1405.83	1533.72
	84"(2134mm)	XLYP-3084-JS NF	1446.43	1577.61
	90"(2286mm)	XLYP-3090-JS NF	1487.03	1621.50
36"(914mm)	66"(1676mm)	XLYP-3666-JS NF	\$1388.43	\$1514.91
	72"(1829mm)	XLYP-3672-JS NF	1434.83	1565.07
	78"(1981mm)	XLYP-3678-JS NF	1481.23	1615.23
	84"(2134mm)	XLYP-3684-JS NF	1527.63	1665.39
	90"(2286mm)	XLYP-3690-JS NF	1574.03	1715.55
	96"(2438mm)	XLYP-3696-JS NF	1620.43	1765.71

Depth	Width	Number ①②	Paint A Laminate	
			A	B
Partial Height				
30"(762mm)	72"(1829mm)	XPYP-3072-JS NP	\$1648.60	\$1773.20
	78"(1981mm)	XPYP-3078-JS NP	1689.20	1817.09
	84"(2134mm)	XPYP-3084-JS NP	1729.80	1860.98
	90"(2286mm)	XPYP-3090-JS NP	1770.40	1904.87
36"(914mm)	78"(1981mm)	XPYP-3678-JS NP	\$1764.60	\$1898.60
	84"(2134mm)	XPYP-3684-JS NP	1811.00	1948.76
	90"(2286mm)	XPYP-3690-JS NP	1857.40	1998.92
	96"(2438mm)	XPYP-3696-JS NP	1903.80	2049.08
Full Height				
30"(762mm)	54"(1372mm)	XPYP-3054-JS NF	\$1437.09	\$1551.82
	60"(1524mm)	XPYP-3060-JS NF	1477.69	1595.71
	72"(1829mm)	XPYP-3072-JS NF	1558.89	1683.49
	78"(1981mm)	XPYP-3078-JS NF	1599.49	1727.38
	84"(2134mm)	XPYP-3084-JS NF	1640.09	1771.27
	90"(2286mm)	XPYP-3090-JS NF	1680.69	1815.16
36"(914mm)	72"(1829mm)	XPYP-3672-JS NF	\$1628.49	\$1758.73
	78"(1981mm)	XPYP-3678-JS NF	1674.89	1808.89
	84"(2134mm)	XPYP-3684-JS NF	1721.29	1859.05
	90"(2286mm)	XPYP-3690-JS NF	1767.69	1909.21
	96"(2438mm)	XPYP-3696-JS NF	1814.09	1959.37

Masters Series

Convergent P-Worktop with T-Support and Column

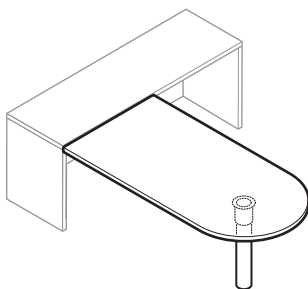
Depth	Width	Number ① ②	Wood Group A	Wood Group B	
			Edge Options 1	Edge Options 1	5,6,7
Partial Height					
30"(762mm)	72"(1829mm)	XZYP-3072- S SP	\$2546.23	\$2803.58	\$3217.77
	78"(1981mm)	XZYP-3078- S SP	2705.55	2973.33	3387.52
	84"(2134mm)	XZYP-3084- S SP	2864.87	3143.08	3557.27
	90"(2286mm)	XZYP-3090- S SP	3024.19	3312.83	3727.02
36"(914mm)	78"(1981mm)	XZYP-3678- S SP	\$3001.43	\$3288.58	\$3702.77
	84"(2134mm)	XZYP-3684- S SP	3183.51	3482.58	3896.77
	90"(2286mm)	XZYP-3690- S SP	3365.59	3676.58	4090.77
	96"(2438mm)	XZYP-3696- S SP	3547.67	3870.58	4284.77
Full Height					
30"(762mm)	54"(1372mm)	XZYP-3054- S SF	\$2216.27	\$2442.33	\$2678.68
	60"(1524mm)	XZYP-3060- S SF	2375.59	2612.08	2848.43
	66"(1676mm)	XZYP-3066- S SF	2534.91	2781.83	3196.02
	72"(1829mm)	XZYP-3072- S SF	2694.23	2951.58	3365.77
	78"(1981mm)	XZYP-3078- S SF	2853.55	3121.33	3535.52
	84"(2134mm)	XZYP-3084- S SF	3012.87	3291.08	3705.27
	90"(2286mm)	XZYP-3090- S SF	3172.19	3460.83	3875.02
	36"(914mm)	66"(1676mm)	XZYP-3666- S SF	\$2785.27	\$3048.58
72"(1829mm)		XZYP-3672- S SF	2967.35	3242.58	3656.77
78"(1981mm)		XZYP-3678- S SF	3149.43	3436.58	3850.77
84"(2134mm)		XZYP-3684- S SF	3331.51	3630.58	4044.77
90"(2286mm)		XZYP-3690- S SF	3513.59	3824.58	4238.77
96"(2438mm)		XZYP-3696- S SF	3695.67	4018.58	4432.77

Masters Series

Convergent D-Worktop with Column

Height	Depth	Width	Number ①	Laminate		Wood Group A	Wood Group B	
				A	B	Edge Options	Edge Options	
						1	1	5,6,7
Laminate								
29 1/8"(740mm)	30"(762mm)	30"(762mm)	XLND-3030-JSNN	\$529.59	\$571.97			
		36"(914mm)	XLND-3036-JSNN	555.34	599.82			
		42"(1067mm)	XLND-3042-JSNN	581.09	627.67			
		48"(1219mm)	XLND-3048-JSNN	606.84	655.52			
		54"(1372mm)	XLND-3054-JSNN	632.59	683.37			
		60"(1524mm)	XLND-3060-JSNN	658.34	711.22			
		66"(1676mm)	XLND-3066-JSNN	684.09	739.07			
		72"(1829mm)	XLND-3072-JSNN	709.84	766.92			
	36"(914mm)	36"(914mm)	XLND-3636-JSNN	\$586.24	\$633.24			
		42"(1067mm)	XLND-3642-JSNN	617.14	666.66			
		48"(1219mm)	XLND-3648-JSNN	648.04	700.08			
		54"(1372mm)	XLND-3654-JSNN	678.94	733.50			
		60"(1524mm)	XLND-3660-JSNN	709.84	766.92			
		66"(1676mm)	XLND-3666-JSNN	740.74	800.34			
		72"(1829mm)	XLND-3672-JSNN	771.64	833.76			
		78"(1981mm)	XLND-3678-JSNN	802.54	867.18			
Wood								
29 1/8"(740mm)	30"(762mm)	30"(762mm)	XZND-3030- SNS			\$1362.42	\$1498.66	\$1749.21
		36"(914mm)	XZND-3036- SNS			1449.82	1594.81	1845.36
		42"(1067mm)	XZND-3042- SNS			1537.22	1690.96	1941.51
		48"(1219mm)	XZND-3048- SNS			1624.62	1787.11	2037.66
		54"(1372mm)	XZND-3054- SNS			1712.02	1883.26	2133.81
		60"(1524mm)	XZND-3060- SNS			1799.42	1979.41	2229.96
		66"(1676mm)	XZND-3066- SNS			1886.82	2075.56	2326.11
		72"(1829mm)	XZND-3072- SNS			1974.22	2171.71	2422.26
	36"(914mm)	36"(914mm)	XZND-3636- SNS			\$1554.70	\$1710.19	\$2149.24
		42"(1067mm)	XZND-3642- SNS			1659.58	1825.57	2264.62
		48"(1219mm)	XZND-3648- SNS			1764.46	1940.95	2380.00
		54"(1372mm)	XZND-3654- SNS			1869.34	2056.33	2495.38
		60"(1524mm)	XZND-3660- SNS			1974.22	2171.71	2610.76
		66"(1676mm)	XZND-3666- SNS			2079.10	2287.09	2726.14
		72"(1829mm)	XZND-3672- SNS			2183.98	2402.47	2841.52
		78"(1981mm)	XZND-3678- SNS			2288.86	2517.85	2956.90

Convergent D-Worktop with Column

XLND-NS
XZND-NS

Features

- Includes worktop, column base, two flat brackets and column base attachment hardware.
- 1 3/16"(30mm) thick laminate worktop with 3mm plastic edgeband applied to user and visitor edges only.
- 1 3/16"(30mm) thick wood worktop with a choice of profiled edge (Square, Bevel, Radius or Traditional) applied to user and visitor edges. Double-cut veneers available with Square 3mm Radius edge only.
- Attachment edge of worktop with Bevel, Radius and Traditional profiled edge is coped.
- 4"(102mm) diameter column leg with 3"(76mm) adjustment.
- Shipped unassembled.

Specification Tips

- Not designed to stand alone.
- Two flat brackets to allow for attachment to modular credenza.
- Accommodates separately specified center drawer.
- Separately specified grommets can be field installed in desk worktop.

To Order, Specify:

- 1) Product number, including:

① Edge Option:

Wood:

- 1** Square
- 5** Bevel
- 6** Radius
- 7** Traditional

- 2) Finish code for worktop (laminate or wood).
- 3) Laminate edge trim for worktop (if laminate option specified).
- 4) Column trim color (required).

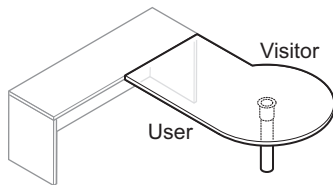
Note: \$272.83 upcharge (list) for optional chrome column trim.

Masters Series

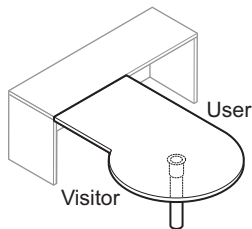
Convergent P-Worktop with Column

Height	Depth	Width	Number ① ②	Laminate		Wood Group A	Wood Group B	
				A	B	Edge Options 1	Edge Options 1	5,6,7
Laminate								
29 1/8"(740mm)	30"(762mm)	54"(1372mm)	XLNP-3054-JS █ N	\$ 805.45	\$ 869.86			
		60"(1524mm)	XLNP-3060-JS █ N	850.18	914.59			
		66"(1676mm)	XLNP-3066-JS █ N	894.91	959.32			
		72"(1829mm)	XLNP-3072-JS █ N	939.64	1004.05			
	36"(914mm)	66"(1676mm)	XLNP-3666-JS █ N	\$ 921.29	\$ 985.70			
		72"(1829mm)	XLNP-3672-JS █ N	966.02	1030.43			
		78"(1981mm)	XLNP-3678-JS █ N	1010.75	1075.16			
Wood								
29 1/8"(740mm)	30"(762mm)	54"(1372mm)	XZNP-3054- █ S █ S			\$2099.15	\$2309.07	\$2571.70
		60"(1524mm)	XZNP-3060- █ S █ S			2181.73	2399.90	2662.53
		66"(1676mm)	XZNP-3066- █ S █ S			2264.31	2490.73	2753.36
		72"(1829mm)	XZNP-3072- █ S █ S			2346.89	2581.56	2844.19
	36"(914mm)	66"(1676mm)	XZNP-3666- █ S █ S			\$2290.69	\$2521.24	\$2851.53
		72"(1829mm)	XZNP-3672- █ S █ S			2373.27	2612.07	2942.36
		78"(1981mm)	XZNP-3678- █ S █ S			2455.85	2702.90	3033.19

Convergent P-Worktop with Column



XLNP-RS
XTNP-RS
XZNP-RS
(Right-hand shown)



XLNP-LS
XZNP-LS
(Left-hand shown)

Features

- Includes worktop, column base, two flat brackets and column base attachment hardware.
- 1 3/16"(30mm) thick laminate worktop with 3mm plastic edgeband applied to user and visitor edges only.
- 1 3/16"(30mm) thick wood worktop with a choice of profiled edge (Square, Bevel, Radius or Traditional) applied to user and visitor edges. Double-cut veneers available with Square 3mm Radius edge only.
- Attachment edge of worktop is coped for Bevel, Radius and Traditional profiled edges.
- 4"(102mm) diameter column leg with 3"(76mm) adjustment.
- Shipped unassembled.

Specification Tips

- Not designed to stand alone.
- 30"(762mm) deep worktop has 42"(1067mm) diameter conference end, handed with radius extending away from user.
- 36"(914mm) deep worktop has 48"(1219mm) diameter conference end, handed with radius extending away from user.
- Designed to attach to credenzas built with modular components.
- Accommodates separately specified center drawer.

To Order, Specify:

- 1) Product number, including:

① Edge Option:

Wood:

- 1 Square
- 5 Bevel
- 6 Radius
- 7 Traditional

② Orientation:

- L Left-hand
- R Right-hand

- 2) Finish code for worktop (laminate or wood).
- 3) Laminate edge trim for worktop (if laminate option specified).
- 4) Column trim color (required).

Note: \$272.83 upcharge (list) for optional chrome column trim.

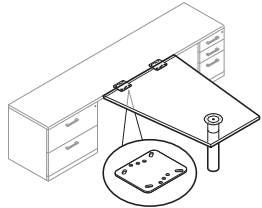
This page intentionally blank

Masters Series

Full Wedge Square Convergent Worktop with Column

Depth	Length	Number ① ②	Laminate		Wood Group A	Wood Group B
			A	B	Edge Options 1	Edge Options 1 5,6,7
Laminate						
48"(1219mm)	60"(1524mm)	XLNY-4860-JSNSNC	\$2007.97	\$2165.00		
Wood						
48"(1219mm)	60"(1524mm)	XZNY-4860-■ SNS ■ C	\$2794.88	\$3074.37	\$3494.99	

Full Wedge Square Convergent Worktop with Column



XLNY-YC
XZNY-YC

Features

- Includes worktop, column leg and attachment hardware.
- Wood worktop with choice of profiled edge (Square, Bevel, Radius or Traditional) applied to all edges except connection edge.
- Laminate worktop has a 3mm edgeband applied to all edges except connection edge.
- Double-cut veneers available with Square 3mm Radius edge only.
- Shipped unassembled.

Specification Tips

- Accommodates separately specified center drawer.
- Not designed to stand alone.

To Order, Specify:

- 1) Product number, including:

① Edge Option:

Wood:

- 1 Square
- 5 Bevel
- 6 Radius
- 7 Traditional

② Coped Edge Option:

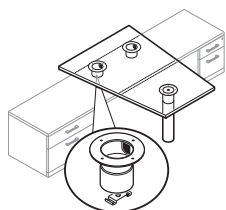
- Y Yes
- N No (Square Edge Only)

- 2) Finish code for worktop (laminated or wood).
- 3) Laminate edge trim for worktop (if laminate option specified).
- 4) Column trim color (required).

Note: \$272.83 upcharge (list) for optional chrome column trim.

Laminate						
48"(1219mm)	60"(1524mm)	XLNY-4860-JSNSNB	\$2502.91	\$2659.94		
Wood						
48"(1219mm)	60"(1524mm)	XZNY-4860-■ SNSNB	\$3289.82	\$3569.31	\$4048.18	

Full Wedge Square Convergent Worktop with Column and Stanchions



XLNY-NB
XZNY-NB

Features

- Includes worktop, column leg, two stanchion supports and column leg attachment hardware.
- Wood worktop with choice of profiled edge (Square, Bevel, Radius or Traditional) applied to all sides of worktop.
- Laminate worktop has a 3mm edgeband applied to all edges except connection edge.
- Double-cut veneers available with Square 3mm Radius edge only.
- Shipped unassembled.

Specification Tips

- Communication cables can be routed through stanchions.
- Stanchions are 4"(102mm) in diameter.
- Not designed to stand alone.

To Order, Specify:

- 1) Product number, including:

① Edge Option:

Wood:

- 1 Square
- 5 Bevel
- 6 Radius
- 7 Traditional

- 2) Finish code for worktop (laminated or wood).
- 3) Laminate edge trim for worktop (if laminate option specified).
- 4) Column and stanchion trim color (required).

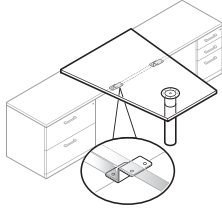
Note: \$272.83 upcharge (list) for optional chrome column and stanchion trim.

Masters Series

Full Wedge Square Slip Fit Convergent Worktop with Column

Depth	Width	Number ①	Laminate		Wood Group A	Wood Group B
			A	B	Edge Options	Edge Options
48"(1219mm)	60"(1524mm)	XLNY-4860-JSNSNS	\$2007.97	\$2165.00	1	1 5,6,7
Wood						
48"(1219mm)	60"(1524mm)	XZNY-4860- SNSNS			\$2794.88	\$3074.37 \$3553.24

Full Wedge Square Slip Fit Convergent Worktop with Column



XLNY-NS
XZNY-NS

Features

- Includes worktop, two Z attachment brackets, column leg and column leg attachment hardware.
- Wood worktop with choice of profiled edge (Square, Bevel, Radius or Traditional) applied to all sides of worktop.
- Laminate worktop has a 3mm edgeband applied to all edges except connection edge.
- Double-cut veneers available with Square 3mm Radius edge only.
- Shipped unassembled.

Specification Tip

- Not designed to stand alone.

To Order, Specify:

- 1) Product number, including:

① Edge Option:

Wood:

- 1 Square
- 5 Bevel
- 6 Radius
- 7 Traditional

- 2) Finish code for worktop (laminate or wood).
- 3) Laminate edge trim for worktop (if laminate option specified).
- 4) Column trim color (required).

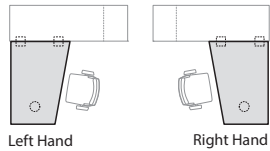
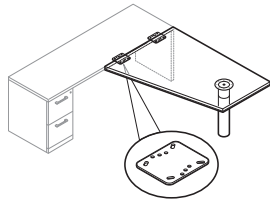
Note: \$272.83 upcharge (list) for optional chrome column trim.

Masters Series

Half Wedge Square Convergent Worktop with Column

Depth	Length	Number ① ② ③	Laminate		Wood Group A	Wood Group B
			A	B	Edge Options 1	Edge Options 1 5,6,7
Laminate						
42"(1067mm)	60"(1524mm)	XLNZ-4260-JS ■ SNC	\$1824.77	\$1971.00		
45"(1143mm)	66"(1676mm)	XLNZ-4566-JS ■ SNC	2053.77	2213.50		
48"(1219mm)	72"(1829mm)	XLNZ-4872-JS ■ SNC	2301.09	2475.40		
Wood						
42"(1067mm)	60"(1524mm)	XZNZ-4260- ■ S ■ S ■ C			\$2611.64	\$2880.13 \$3270.82
45"(1143mm)	66"(1676mm)	XZNZ-4566- ■ S ■ S ■ C			2840.70	3122.93 3538.56
48"(1219mm)	72"(1829mm)	XZNZ-4872- ■ S ■ S ■ C			3088.07	3385.15 3825.72

Half Wedge Square Convergent Worktop with Column



Left Hand

Right Hand

XLNZ-YC
XZNZ-YC

Features

- Includes worktop, column leg and column leg attachment hardware.
- Wood worktop with choice of profiled edge (Square, Bevel, Radius or Traditional) applied to all edges except connection edge.
- Laminate worktop has a 3mm edgeband applied to all edges except connection edge.
- Double-cut veneers available with Square 3mm Radius edge only.
- Shipped unassembled.

Specification Tips

- Accommodates separately specified center drawer.
- Not designed to stand alone.

To Order, Specify:

- 1) Product number, including:

① Edge Option:

Wood:

- 1 Square
- 5 Bevel
- 6 Radius
- 7 Traditional

② Orientation:

- L Left-hand
- R Right-hand

③ Coped Edge Option:

- Y Yes
- N No (Square Edge Only)

- 2) Finish code for worktop (laminate or wood).
- 3) Laminate edge trim for worktop (if laminate option specified).
- 4) Column trim color (required).

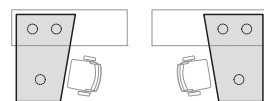
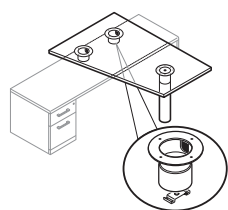
Note: \$272.83 upcharge (list) for optional chrome column trim.

Masters Series

Half Wedge Square Convergent Worktop with Column and Stanchions

Depth	Length	Number ① ②	Laminate		Wood Group A	Wood Group B
			A	B	Edge Options 1	Edge Options 1 5,6,7
Laminate						
42"(1067mm)	60"(1524mm)	XLNZ-4260-JS ■ SNB	\$2319.71	\$2465.94		
45"(1143mm)	66"(1676mm)	XLNZ-4566-JS ■ SNB	2548.71	2708.44		
48"(1219mm)	72"(1829mm)	XLNZ-4872-JS ■ SNB	2796.03	2970.34		
Wood						
42"(1067mm)	60"(1524mm)	XZNZ-4260-■ S ■ SNB			\$3106.58	\$3375.07 \$3835.59
45"(1143mm)	66"(1676mm)	XZNZ-4566-■ S ■ SNB			3335.64	3617.87 4108.32
48"(1219mm)	72"(1829mm)	XZNZ-4872-■ S ■ SNB			3583.01	3880.09 4400.46

Half Wedge Square Convergent Worktop with Column and Stanchions



Left Hand

XLNZ-NB
XZNZ-NB

Right Hand

Features

- Includes worktop, column leg, two stanchion supports and column leg attachment hardware.
- Wood worktop with choice of profiled edge (Square, Bevel, Radius or Traditional) applied to all sides of worktop.
- Laminate worktop has a 3mm edgeband applied to all edges except connection edge.
- Double-cut veneers available with Square 3mm Radius edge only.
- Shipped unassembled.

Specification Tips

- Communication cables can be routed through stanchions.
- Stanchions are 4"(102mm) in diameter.
- Not designed to stand alone.

To Order, Specify:

- 1) Product number, including:

① Edge Option:

Wood:

- 1 Square
- 5 Bevel
- 6 Radius
- 7 Traditional

② Orientation:

- L Left-hand
- R Right-hand

- 2) Finish code for worktop (laminite or wood).
- 3) Laminate edge trim for worktop (if laminate option specified).
- 4) Column and stanchion trim color (required).

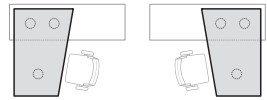
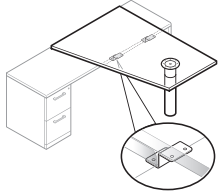
Note: \$272.83 upcharge (list) for optional chrome column and stanchion trim.

Masters Series

Half Wedge Square Convergent Worktop

Depth	Width	Number ① ②	Laminate		Wood Group A	Wood Group B
			A	B	Edge Options 1	Edge Options 1 5,6,7
Laminate						
42"(1067mm)	60"(1524mm)	XLNZ-4260-JS SNS	\$1824.77	\$1971.00		
45"(1143mm)	66"(1676mm)	XLNZ-4566-JS SNS	2053.77	2213.50		
48"(1219mm)	72"(1829mm)	XLNZ-4872-JS SNS	2301.09	2475.40		
Wood						
42"(1067mm)	60"(1524mm)	XZNZ-4260- S SNS			\$2611.64	\$2880.13 \$3340.65
45"(1143mm)	66"(1676mm)	XZNZ-4566- S SNS			2840.70	3122.93 3613.38
48"(1219mm)	72"(1829mm)	XZNZ-4872- S SNS			3088.07	3385.15 3905.52

Half Wedge Square Slip Fit Convergent Worktop



Left Hand
XLNZ-NS
XZNZ-NS

Right Hand

Features

- Includes worktop, two Z attachment brackets, column leg and column leg attachment hardware.
- Wood worktop with choice of profiled edge (Square, Bevel, Radius or Traditional) applied to all sides of worktop.
- Laminate worktop has a 3mm edgeband applied to all edges except connection edge.
- Double-cut veneers available with Square 3mm Radius edge only.
- Shipped unassembled.

Specification Tip

- Not designed to stand alone.

To Order, Specify:

- 1) Product number, including:

① Edge Option:

Wood:

- 1 Square
- 5 Bevel
- 6 Radius
- 7 Traditional

② Orientation:

- L Left-hand
- R Right-hand

- 2) Finish code for worktop (laminate or wood).
- 3) Laminate edge trim for worktop (if laminate option specified).
- 4) Column trim color (required).

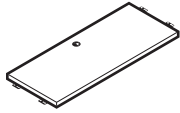
Note: \$272.83 upcharge (list) for optional chrome column trim.

This page intentionally blank

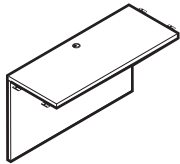
Masters Series

Bridge

Bridge



XLBF-NS
XTBF-NS
XZBF-NS



XLBF-FS
XTBF-FS
XZBF-FS

Features

- Includes worksurface, optional modesty panel and attachment hardware.
- 1 3/16" (30mm) thick laminate worksurface with 3mm plastic edgeband applied to user edge only; connection edges are unfinished.
- 1 3/16" (30mm) thick wood worksurface with a choice of profiled edge (Square, Bevel, Radius or Traditional) applied to user and visitor edges. Double-cut veneers available with Square 3mm Radius edge only.
- Wood worksurfaces 36" (914mm), 42" (1067mm) and 48" (1219mm) wide available with choice of grain direction; side-to-side (standard) or front-to-back.
- Both attachment edges of wood veneer worksurfaces with Bevel, Radius and Traditional profiled edges are coped.
- Optional 2" (51mm) grommet centered in back of worksurface.
- Grommet available with option of black or satin finish.
- Shipped unassembled.

Specification Tips

- Specified for use between single pedestal desks, desk shells and configured credenza units using modular components to create a "U-shaped" office configuration.
- Bridges with profiled edges not for use with corner units.
- See Corner Unit Application in Specification Guide.

To Order, Specify:

- 1) Product number, including:

1 Edge Option:

Wood:

- 1 Square
- 5 Bevel, add **\$71.13** list
- 6 Radius, add **\$71.13** list
- 7 Traditional, add **\$71.13** list

2 Grommet Option:

- Y Grommet, add **\$129.76** list
- N No Grommet

3 Grain Direction (wood only):

(36", 42" and 48" wide only)

- F Front-to-back
- S Side-to-side

- 2) Finish code for modesty (if specified).
- 3) Laminate edge trim for modesty (if laminate option specified).
- 4) Finish code for bridge (laminate or wood).
- 5) Edge trim for bridge (if laminate option specified).
- 6) Trim color for grommet (if specified).

Note: Wood grained laminate worksurface finishes are applied with wood grain direction side-to-side only.

Height	Depth	Width	Number 1 2 3	Laminate	
				A	B
Laminate — No Modesty					
29 1/8"(740mm)	19"(483mm)	36"(914mm)	XLBF-1936-JS <input type="checkbox"/> NN	\$236.51	\$255.06
		42"(1067mm)	XLBF-1942-JS <input type="checkbox"/> NN	258.17	277.86
		48"(1219mm)	XLBF-1948-JS <input type="checkbox"/> NN	279.83	300.66
		54"(1372mm)	XLBF-1954-JS <input type="checkbox"/> NN	301.49	323.46
		60"(1524mm)	XLBF-1960-JS <input type="checkbox"/> NN	323.15	346.26
	24"(610mm)	36"(914mm)	XLBF-2436-JS <input type="checkbox"/> NN	\$270.71	\$291.06
		42"(1067mm)	XLBF-2442-JS <input type="checkbox"/> NN	298.07	319.86
		48"(1219mm)	XLBF-2448-JS <input type="checkbox"/> NN	325.43	348.66
		54"(1372mm)	XLBF-2454-JS <input type="checkbox"/> NN	352.79	377.46
		60"(1524mm)	XLBF-2460-JS <input type="checkbox"/> NN	380.15	406.26
Laminate — Full Modesty					
29 1/8"(740mm)	19"(483mm)	36"(914mm)	XLBF-1936-JS <input type="checkbox"/> FN	\$674.92	\$713.34
		42"(1067mm)	XLBF-1942-JS <input type="checkbox"/> FN	696.58	736.14
		48"(1219mm)	XLBF-1948-JS <input type="checkbox"/> FN	718.24	758.94
		54"(1372mm)	XLBF-1954-JS <input type="checkbox"/> FN	739.90	781.74
		60"(1524mm)	XLBF-1960-JS <input type="checkbox"/> FN	761.56	804.54
	24"(610mm)	36"(914mm)	XLBF-2436-JS <input type="checkbox"/> FN	\$709.12	\$749.34
		42"(1067mm)	XLBF-2442-JS <input type="checkbox"/> FN	736.48	778.14
		48"(1219mm)	XLBF-2448-JS <input type="checkbox"/> FN	763.84	806.94
		54"(1372mm)	XLBF-2454-JS <input type="checkbox"/> FN	791.20	835.74
		60"(1524mm)	XLBF-2460-JS <input type="checkbox"/> FN	818.56	864.54

Masters Series

Bridge

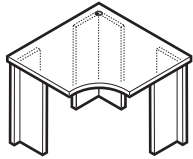
Height	Depth	Width	Number ① ② ③	Wood Group A	Group B
Wood — No Modesty					
29 1/8"(740mm)	19"(483mm)	36"(914mm)	XZBF-1936- S N	\$ 619.73	\$ 681.70
		42"(1067mm)	XZBF-1942- S N	674.45	742.12
		48"(1219mm)	XZBF-1948- S N	729.17	802.54
		54"(1372mm)	XZBF-1954- S NS	783.89	862.96
		60"(1524mm)	XZBF-1960- S NS	838.61	923.38
	24"(610mm)	36"(914mm)	XZBF-2436- S N	\$ 706.13	\$ 777.10
		42"(1067mm)	XZBF-2442- S N	775.25	853.42
		48"(1219mm)	XZBF-2448- S N	844.37	929.74
		54"(1372mm)	XZBF-2454- S NS	913.49	1006.06
		60"(1524mm)	XZBF-2460- S NS	982.61	1082.38
Wood — Full Modesty					
29 1/8"(740mm)	19"(483mm)	36"(914mm)	XZBF-1936- S F	\$1092.44	\$1201.68
		42"(1067mm)	XZBF-1942- S F	1147.16	1262.10
		48"(1219mm)	XZBF-1948- S F	1201.88	1322.52
		54"(1372mm)	XZBF-1954- S FS	1256.60	1382.94
		60"(1524mm)	XZBF-1960- S FS	1311.32	1443.36
	24"(610mm)	36"(914mm)	XZBF-2436- S F	\$1178.84	\$1297.08
		42"(1067mm)	XZBF-2442- S F	1247.96	1373.40
		48"(1219mm)	XZBF-2448- S F	1317.08	1449.72
		54"(1372mm)	XZBF-2454- S FS	1386.20	1526.04
		60"(1524mm)	XZBF-2460- S FS	1455.32	1602.36

Masters Series

Corner Shells

Height	Depth	Width	Number ① ② ③ ④	Laminate		Paint A Laminate		Wood	
				A	B	A	B	Group A	Group B
Laminate									
29 1/8"(740mm)	36"(914mm)	36"(914mm)	XLCN-3636-JS	■	■	\$1374.19	\$1472.38		
	42"(1067mm)	42"(1067mm)	XLCN-4242-JS	■	■	1378.78	1476.97		
Laminate Top/Paint									
29 1/8"(740mm)	36"(914mm)	36"(914mm)	XPCN-3636-JS	■	■			\$1663.13	\$1761.32
	42"(1067mm)	42"(1067mm)	XPCN-4242-JS	■	■			1776.66	1874.85
Wood									
29 1/8"(740mm)	36"(914mm)	36"(914mm)	XZCN-3636-	■	■			\$1963.13	\$2159.44
	42"(1067mm)	42"(1067mm)	XZCN-4242-	■	■			2076.75	2284.37

Shell — Corner



XLCN-22
XPCN-22
XZCN-22

Features

- Includes worksurface, case and one attachment hardware.
- 1 3/16"(30mm) thick laminate worksurface with 3mm plastic edgeband applied to user edge only; connection edges are unfinished.
- 1 3/16"(30mm) thick laminate worksurface with 3mm plastic edgeband applied to user and visitor edges. Ends capped with 1mm thick plastic edgeband. All other components finished in paint.
- 1 3/16"(30mm) thick wood worksurface with a choice of profiled edge (Square, Bevel, Radius or Traditional) applied to user and visitor edges. Double-cut veneers available with Square 3mm Radius edge only.
- Available with No Modesty option only.
- 36" x 36"(914 x 914mm) corner available with an option of 19"(483mm) or 24"(610mm) deep attachment.
- 42" x 42"(1067 x 1067mm) corner available with an option of 24"(610mm) or 30"(762mm) deep attachment.
- 10" x 10"(254 x 254mm) L-support in back corner of corner shell.
- 19"(483mm) and 24"(610mm) deep connection edges include 10" x 10"(254 x 254mm) L-support.
- 30"(762mm) deep connection edges include 15" x 15" (381 x 381mm) L-support.
- L-supports include unfinished clearcoat integrated wireways.
- Optional 2"(51mm) grommet centered in back of worksurface.
- Grommet available with option of black or satin chrome finish.
- Glides provide 2"(51mm) adjustment range.
- Shipped unassembled.

Specification Tips

- Attachment depth may differ each side of the corner shell.
- Designed to be used against wall.
- May be used with return tops or modular worksurface.
- Corner shell cannot be used with a pre-configured return or bridge with profiled edges; can be used with Square edge only.
- See Corner Unit Applications in Specification Guide.

To Order, Specify:

1) Product number, including:

① Edge Option:

Wood:

- ① Square
- ⑤ Bevel, add \$142.27 list
- ⑥ Radius, add \$142.27 list
- ⑦ Traditional, add \$142.27 list

② Grommet Option:

- Y Grommet, add \$129.76 list
- N No Grommet

③ Attachment Depth Left:

- ① 19"(36" Corner Only)
- ② 24"
- ③ 30"(42" Corner Only)

④ Attachment Depth Right:

- ① 19"(36" Corner Only)
- ② 24"
- ③ 30"(42" Corner Only)

- 2) Finish code for lower supports (laminate, paint, or wood).
- 3) Laminate edge trim color for lower supports (if laminate option specified).
- 4) Laminate worksurface color (if laminate or paint option specified).
- 5) Laminate edge trim for worksurface (if laminate or paint option specified).
- 6) Trim color for grommet (if specified).

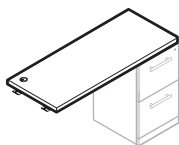
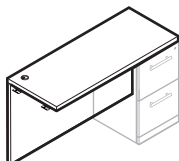
Note: Wood grained laminate worksurface finishes are applied with wood grain direction side-to-side only.

Masters Series

Return Tops – Rectangular

Height	Depth	Width	Number						Laminate		Wood	
				1	2	3	4	5	A	B	Group A	Group B
Laminate												
29 1/8"(740mm)	19"(483mm)	36"(914mm)	XLBR-1936-JS	■	■	■	N		\$423.70	\$457.53		
		42"(1067mm)	XLBR-1942-JS	■	■	■	N		459.04	495.15		
		48"(1219mm)	XLBR-1948-JS	■	■	■	N		494.38	532.77		
		54"(1372mm)	XLBR-1954-JS	■	■	■	N		529.72	570.39		
		60"(1524mm)	XLBR-1960-JS	■	■	■	N		565.06	608.01		
	24"(610mm)	36"(914mm)	XLBR-2436-JS	■	■	■	N		\$479.50	\$516.93		
		42"(1067mm)	XLBR-2442-JS	■	■	■	N		524.14	564.45		
		48"(1219mm)	XLBR-2448-JS	■	■	■	N		568.78	611.97		
		54"(1372mm)	XLBR-2454-JS	■	■	■	N		613.42	659.49		
		60"(1524mm)	XLBR-2460-JS	■	■	■	N		658.06	707.01		
Wood												
29 1/8"(740mm)	19"(483mm)	36"(914mm)	XZBR-1936-	■	S	■	■	■			\$605.28	\$ 665.81
		42"(1067mm)	XZBR-1942-	■	S	■	■	■			657.72	723.95
		48"(1219mm)	XZBR-1948-	■	S	■	■	■			710.16	782.09
		54"(1372mm)	XZBR-1954-	■	S	■	S	■			762.60	840.23
		60"(1524mm)	XZBR-1960-	■	S	■	S	■			815.04	898.37
	24"(610mm)	36"(914mm)	XZBR-2436-	■	S	■	■	■			\$688.08	\$ 757.61
		42"(1067mm)	XZBR-2442-	■	S	■	■	■			754.32	831.05
		48"(1219mm)	XZBR-2448-	■	S	■	■	■			820.56	904.49
		54"(1372mm)	XZBR-2454-	■	S	■	S	■			886.80	977.93
		60"(1524mm)	XZBR-2460-	■	S	■	S	■			953.04	1051.37

Return Top

XLBR-SR
XZBR-SR
(Right shown)XLBR-SR
XZBR-SR
(Right shown)

Features

- Includes worksurface, optional modesty panel and attachment hardware.
- 1 3/16"(30mm) thick laminate worksurface with 3mm plastic edgeband applied to user edge only; connection edge unfinished. End capped with 1mm thick plastic edgeband.
- 1 3/16"(30mm) thick wood worksurface with a choice of profiled edge (Square, Bevel, Radius or Traditional) applied to user edge only. Double-cut veneers available with Square 3mm Radius edge only.
- Optional 2"(51mm) grommet.
- Grommet available with option of black or satin finish.
- Includes one coped attachment edge for worksurfaces with Bevel, Radius and Traditional profiled edges.
- Wood worksurfaces 42"(1067mm) and 48"(1219mm) wide available with choice of grain direction; side-to-side or front-to-back.
- Optional modesty panel is 3/4"(19mm) thick; finished both sides.
- Shipped unassembled.

Specification Tips

- Orientation option is based on storage placement not coped edge.
- Not for free-standing application.
- May be used between single pedestal desk or convergent and corner shell as a bridge.
- Connects to separately specified end panel or attached storage unit for use as a return.
- See Corner Unit Application in Specification Guide.

To Order, Specify:

1) Product number, including:

① Edge Option:

Wood:

- 1 Square
- 5 Bevel, add \$69.74 list
- 6 Radius, add \$69.74 list
- 7 Traditional, add \$69.74 list

② Grommet Option:

- Y Grommet, add \$129.76 list
- N No Grommet

③ Modesty Option:

- F Full Height, add \$463.44 list
- N No Modesty

④ Grain Direction (wood only):

(36", 42" and 48" wide only)

- F Front-to-back
- S Side-to-side

⑤ Orientation:

- L Left
- R Right

2) Finish code for modesty (if specified).

3) Laminate edge trim color for modesty (if specified).

4) Finish code for return top (laminate or wood).

5) Edge trim for return top (if laminate option specified).

6) Trim color for grommet (if specified).

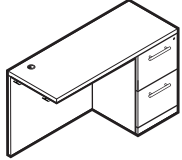
Note: Wood grained laminate worksurface finishes are applied with wood grain direction side-to-side only.

Masters Series

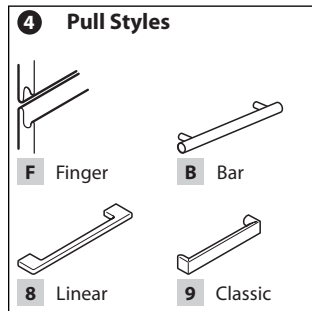
Returns with Pedestal

Height	Depth	Width	Number	1	2	3	4	5	6	Wood Group A	Group B
Wood											
29 1/8"(740mm)	19"(483mm)	42"(1067mm)	XZRP-1942-	SS						\$1877.08	\$2064.79
		48"(1219mm)	XZRP-1948-	SS						1943.44	2137.78
		54"(1372mm)	XZRP-1954-	SS					S	2009.80	2210.77
		60"(1524mm)	XZRP-1960-	SS					S	2076.16	2283.76

Return with Pedestal



XLRP-RS
XZRP-RS
(Right-hand shown)



Features

- Includes worksurface, case and one pedestal.
- 1 3/16"(30mm) thick wood worksurface with a choice of profiled edge (Square, Bevel, Radius or Traditional) applied to user edge only; connection edge unfinished. End capped with 1mm thick plastic edgeband. Double-cut veneers available with Square edge only.
- Includes coped attachment edge for worksurfaces with Bevel, Radius and Traditional profiled edges.
- Wood worksurfaces 42"(1067mm) and 48"(1219mm) wide available with choice of grain direction; side-to-side (standard) or front-to-back.
- Optional 2"(51mm) grommet oriented to connection end of return top.
- Grommet and lock plug available with option of black or chrome finish; chrome grommet has a satin finish.
- Includes flush full overlay modesty panel; modesty veneered both sides.
- Letter width 15 1/2"(394mm) File/File pedestal.
- File drawers with an integrated file hanging system.
- Drawer pull options:
 - Bar pulls available in powdercoat finishes.
 - Linear and Classic pulls are available in satin nickel finish only.
 - Finger pull option available with Wood Group B finishes.
- File drawers have full extension slides.
- One lock standard per pedestal.
- For lock options, refer to Lock Program Price List.
- Glides provide 2"(51mm) adjustment range.
- Return shell shipped unassembled, pedestal shipped assembled ready for field installation.

Specification Tips

- Not designed for free-standing application.
- Handed design (left or right) based on position of pedestal.
- Connects to single pedestal desk or desk shell.
- Return with Square edge only available for use with corner shell; not for use with profiled edges.
- Can be utilized with attached 2H lower storage; no back option must be specified.

To Order, Specify:

1) Product number, including:

1 Edge Option:

Wood:

- 1 Square
- 5 Bevel, add \$69.74 list
- 6 Radius, add \$69.74 list
- 7 Traditional, add \$69.74 list

2 Pedestal Drawer Option:

- 6 File/File Black Miterfold
- T File/File Wood, add 87.57 list

3 Drawer Pull Option:

- F Finger (Wood only)
- B Bar
- 8 Linear
- 9 Classic

4 Grommet Option:

- Y Grommet, add \$129.76 list
- N No Grommet

5 Orientation:

- L Left
- R Right

6 Grain Direction:

(42" and 48" wide only)

- F Front-to-back
- S Side-to-side

2) Finish code (wood only).

3) Trim color for bar pull (if specified).

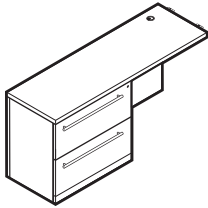
4) Trim color for lock (required) and grommet (if specified).

Masters Series

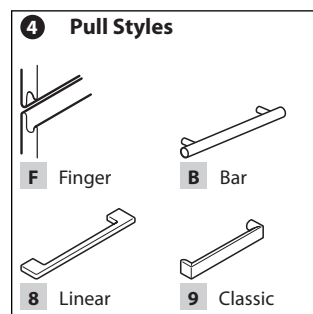
Returns with Lateral File

Height	Depth	Width	Number	1	2	3	4	5	Wood Group A	Group B
29 1/8"(740mm)	19"(483mm)	60"(1524mm)	XZRL-1960-	SS				S	\$2564.36	\$2820.80

Return with 30" Wide Lateral File



XLRL-LS
XZRL-LS
(Left-hand shown)



Features

- Includes worksurface, case and 30"(762mm) wide lateral file.
- 1 3/16"(30mm) thick wood worksurface with a choice of profiled edge (Square, Bevel, Radius or Traditional) applied to user edge only; connection edge unfinished. End capped with 1mm thick plastic edgeband. Double-cut veneers available with Square edge only.
- Includes coped attachment edge for worksurfaces with Bevel, Radius and Traditional profiled edges.
- Optional 2"(51mm) grommet oriented to connection end of return top.
- Grommet and lock plug available with option of black or chrome finish; chrome grommet has a satin finish.
- Includes flush full overlay modesty panel; modesty finished on both sides.
- File drawers with an integrated file hanging system.
- Drawer pull options:
 - Bar pulls available in powdercoat finishes.
 - Linear and Classic pulls are available in satin nickel finish only.
 - Finger pull option available with Wood Group B finishes.
- File drawers have full extension slides.
- One lock standard per lateral file.
- For lock options, refer to Lock Program Price List.
- Glides provide 2"(51mm) adjustment range.
- Return shell shipped unassembled, lateral file shipped assembled ready for field installation.

Specification Tips

- Not designed for free-standing application.
- Handed design (left or right) based on position of lateral file.
- Connects to single pedestal desk or desk shell.
- Return with Square edge only available for use with corner shell; not for use with profiled edges.
- Can be utilized with attached 2H lower storage; no back option must be specified.

To Order, Specify:

- 1) Product number, including:

1 Edge Option:

Wood:

- 1 Square
- 5 Bevel, add \$71.13 list
- 6 Radius, add \$71.13 list
- 7 Traditional, add \$71.13 list

2 File Drawer Option:

- J Black Miterfold
- Y Wood, add \$106.70 list

3 Drawer Pull Option:

- F Finger (Wood only)
- B Bar
- 8 Linear
- 9 Classic

4 Grommet Option:

- Y Grommet, add \$129.76 list
- N No Grommet

5 Orientation:

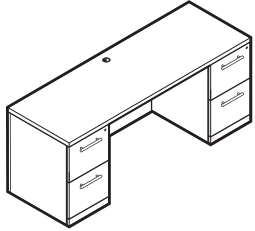
- L Left
- R Right

- 2) Finish code (wood only).
- 3) Trim color for bar pull (if specified).
- 4) Trim color for lock (required) and grommet (if specified).

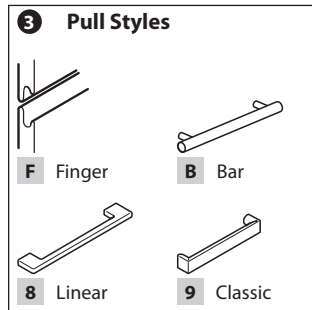
Masters Series

Credenzas with Pedestals

	Height	Depth	Width	Number	1	2	3	4	Wood Group A	Group B
Credenza with Pedestals	29 1/8"(740mm)	24"(610mm)	72"(1829mm)	XZZP-2472-	SS				\$3715.15	\$4086.67



XZZP-BY



Features

- Includes worksurface, case and two pedestals.
- 1 3/16"(30mm) thick wood worksurface with a choice of profiled edge (Square, Bevel, Radius or Traditional) applied to user edge only. Double-cut veneers available with Square edge only.
- Optional 2"(51mm) grommet centered in back of worksurface.
- Grommet and lock plugs available with option of black or chrome finish; chrome grommet has a satin finish.
- Includes flush full overlay modesty panel; modesty finished on both sides.
- Two letter width 15 1/2"(394mm) File/File pedestals.
- File drawers with an integrated file hanging system.
- Drawer pull options:
 - Bar pulls available in powdercoat finishes.
 - Linear and Classic pulls are available in satin nickel finish only.
 - Finger pull option available with Wood Group B finishes.
- File drawers have full extension slides.
- One lock standard per pedestal; each pedestal locks separately.
- Common keys within each credenza.
- For lock options, refer to Lock Program Price List.
- Glides provide 2"(51mm) adjustment range.
- Credenza shipped unassembled, storage shipped assembled ready for field installation.

Specification Tips

- May be used with vertical storage unit of equal width.

To Order, Specify:

- 1) Product number, including:

1 Edge Option:

- 1** Square
- 5** Bevel, add \$71.13 list
- 6** Radius, add \$71.13 list
- 7** Traditional, add \$71.13 list

2 Pedestal Drawer Option:

- 66** Two File/File Black Miterfold
- TT** Two File/File Wood, add \$177.84 list

3 Drawer Pull Option:

- F** Finger
- B** Bar
- 8** Linear
- 9** Classic

4 Grommet Option:

- Y** Grommet, add \$129.76 list
- N** No Grommet

- 2) Finish code (wood only).
- 3) Trim color for bar pull (if specified).
- 4) Trim color for lock plug (required) and grommet (if specified).

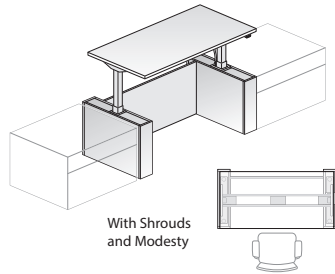
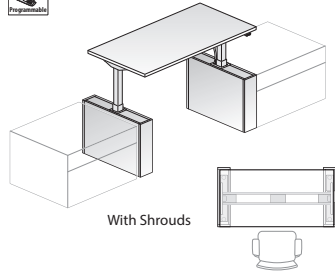
This page intentionally blank

Masters Series

Height Adjustable Credenza Desk — Rectangular – T-Leg Base

Height Adjustable Credenza Desk Features

— Rectangular – T-Leg Base



XLZR-2460
XZZR-2460

- Includes 1 3/16" (36mm) thick top, T-leg base assembly, wire management clips, height adjustment mechanism and hardware.
- Pair of Shrouds with two bezels, cable chain and attachment hardware
- Pair of Shrouds and Modesty with two bezels, cable chain, modesty and attachment hardware.
- Actual top width and depth is 2" (51mm) less than nominal width and depth.
- Height adjustment touch pad actuator options:
 - Single Stage Touch Pad Actuator available in Standard (E) up/down movement or Programmable (R) providing four different up/down programmed heights. Provides 27" (686mm) to 46" (1168mm) continuous height adjustment range.
- Touch Pad Actuator:
 - Can be mounted on left or right side of table; predrilled for field installed and field changeable.
 - Touch pad actuator has touch pad controls and standard with black housing.
 - Control box is field installed and standard with black housing.
- Height adjustment: 1" (25mm) per 1.6 seconds.
 - Telescoping base tubes and J-rails. Telescoping base tubes will match base trim color. Smooth paint trim will match. Textured paint will be complimentary.
- Includes: 9.5' (2895.6mm) long black power cord with NEMA 5-15P plug to the building.
- Base includes leg assembly and foot; available in painted trim colors.
- Glides have 1/2" (13mm) height adjustment and are standard in black.
- Grommets are available for field installation; separately specified. Specification Guide.

Specification Tips

- Top is designed to allow pinch point clearance to accommodate cables. The undersized top provides:
 - 1" (25mm) gap along each side of the top between the adjacent furnishings or building architecture.
 - 2" (51mm) gap along the back of the top between the building architecture to accommodate cables and a tackboard above the top.
- Separately specified Reinforcement Channel or Bar are not required.
- A pair of shrouds are optional; a shroud is an aesthetic cover which conceals a Height Adjustable T-Leg.
- For a Height Adjustable Credenza Desk with Shrouds:
 - See options below; select the catalog number for a pair of shrouds.
 - A modesty panel for use with shrouds may be specified as a functional option; modesty not for use with exposed T-Legs.
 - Shroud base material to match worksurface material.
- Height Adjustable Credenza Desk without shrouds may be used with a separately specified Adaptable Modesty Panel.
- Height Adjustable Credenza Desk is not for use with separately specified Shroud for use with Adjustable T-Legs; dimensionally different shrouds.

Electrical:

- For use with separately specified electrical components: (Note: All of the options shown below require field cut mounting holes in the top. Ensure placement provides adequate clearance for table understructure.)
 - Flush Mounted Power Module Cord for Height Adjustable or Hardwire
 - Enhanced Power Module Corded or Hardwire with mounting bracket
 - Flip Top Unit Corded or Hardwire
 - Workware connect narrow non-switching interface module
 - Bezel Utility Module
- Height Adjustable Credenza Desk is not for use with AKP's, suspended or attached pedestals.
- Total lifting capacity of table is 250 lbs. including surface; applied weight should be evenly distributed.
- Screen and Monitor Arm application:
 - 29" (737mm), 35" (889mm) and 41" (1041mm) deep table supports a 27" (686mm) high Belong screen and a monitor up to 50 lbs.

To Order, Specify:

- Product number, including:

1 Surface Option:

- L** Laminate
- Z** Wood

2 Edge Option:

- J** Edgeband (Laminate only)
- 1** Square (Wood only)
- 5** Bevel (Wood only)
- 6** Radius (Wood only)
- 7** Traditional (Wood only)

3 Height Adjustment Actuator Option:

Single Stage:

- E** Standard
- R** Programmable, add **\$136.10** list

4 Lower Material:

(Lower Material always matches top Material)

(Shrouds only or Shrouds and Modesty Panel)

- L** Laminate
- W** Wood (lower material shroud and modesty)

No Shroud or Modesty:

- Laminate surface color or wood finish color for top material.
- Edge trim color (laminate only).
- Trim color for base

With Shroud:

- Laminate surface color or wood finish color for Shroud.
- Edge trim color (laminate only).
- Laminate surface color or wood finish for top material.
- Edge trim color (laminate only).
- Trim color for base (including bezel).

With Shroud and Modesty:

- Laminate surface color or wood finish color for Shroud and Modesty.
- Edge trim color (laminate only).
- Laminate surface color or wood finish for top material.
- Edge trim color (laminate only).
- Trim color for base (including bezel).

Note: **\$41.10** upcharge (list) for Metallic and accent trim colors.

Masters Series

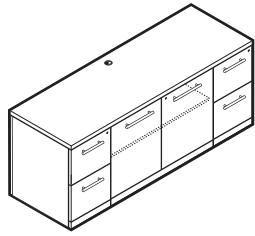
Height Adjustable Credenza Desk — Rectangular — T-Leg Base

Depth	Width	Number				Laminate		Wood Group A	Wood Group B	Wood Group B	
		①	②	③	④	A	B	Edge Options 1	Edge Options 1	Edge Options 5,6,7	
Without Shrouds or Modesty											
24"(610mm)	60"(1524mm)	X	ZR-2460-	SNNB		N	\$1741.88	\$1845.88	\$2539.58	\$2539.58	\$2668.18
	66"(1676mm)	X	ZR-2466-	SNNB		N	1769.80	1873.80	2579.10	2579.10	2708.38
	72"(1829mm)	X	ZR-2472-	SNNB		N	1797.72	1901.72	2618.62	2618.62	2748.58
30"(762mm)	60"(1524mm)	X	ZR-3060-	SNNB		N	\$1811.68	\$1915.68	\$2638.38	\$2638.38	\$2768.68
	66"(1676mm)	X	ZR-3066-	SNNB		N	1846.58	1950.58	2687.78	2687.78	2818.93
	72"(1829mm)	X	ZR-3072-	SNNB		N	1881.48	1985.48	2737.18	2737.18	2869.18
With Shrouds and no Modesty											
24"(610mm)	60"(1524mm)	X	ZR-2460-	SNSB		N	\$3522.54	\$3768.99	\$5096.35	\$5096.35	\$5378.36
	66"(1676mm)	X	ZR-2466-	SNSB		N	3550.46	3796.91	5135.87	5135.87	5418.56
	72"(1829mm)	X	ZR-2472-	SNSB		N	3578.38	3824.83	5175.39	5175.39	5458.76
30"(762mm)	60"(1524mm)	X	ZR-3060-	SNSB		N	\$3592.34	\$3838.79	\$5195.15	\$5195.15	\$5478.86
	66"(1676mm)	X	ZR-3066-	SNSB		N	3627.24	3873.69	5244.55	5244.55	5529.11
	72"(1829mm)	X	ZR-3072-	SNSB		N	3662.14	3908.59	5293.95	5293.95	5579.36
With Shrouds and Modesty											
24"(610mm)	60"(1524mm)	X	ZR-2460-	SNSB		M	\$3786.61	\$4034.87	\$5642.52	\$5642.52	\$5942.82
	66"(1676mm)	X	ZR-2466-	SNSB		M	3814.53	4062.79	5682.04	5682.04	5983.02
	72"(1829mm)	X	ZR-2472-	SNSB		M	3842.45	4090.71	5721.56	5721.56	6023.22
30"(762mm)	60"(1524mm)	X	ZR-3060-	SNSB		M	\$3856.41	\$4104.67	\$5741.32	\$5741.32	\$6043.32
	66"(1676mm)	X	ZR-3066-	SNSB		M	3891.31	4139.57	5790.72	5790.72	6093.57
	72"(1829mm)	X	ZR-3072-	SNSB		M	3926.21	4174.47	5840.12	5840.12	6143.82

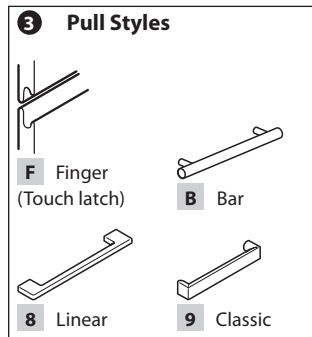
Masters Series

Credenzas with Pedestals and Closed Storage

	Height	Depth	Width	Number	1	2	3	4	5	Wood Group A	Group B
Credenza with Pedestals and Closed Storage	29 1/8"(740mm)	24"(610mm)	72"(1829mm)	XZZS-2472-	SS	■	■	■	■	\$5790.73	\$6369.80



XZZS-YL



Features

- Includes worksurface, storage cabinet and two pedestals.
- 1 3/16"(30mm) thick wood worksurface with a choice of profiled edge (Square, Bevel, Radius or Traditional) applied to user edge only. Double-cut veneers available with Square edge only.
- Optional 2"(51mm) grommet centered in back of worksurface.
- Grommet and lock plugs available with option of black or chrome finish; chrome grommet has a satin finish.
- Finished veneer back.
- Two letter width 15 1/2"(394mm) File/File pedestals.
- File drawers with an integrated file hanging system.
- Drawer pull options:
 - Bar pulls available in powdercoat finishes.
 - Linear and Classic pulls are available in satin nickel finish only.
 - Finger pull option available with Wood Group B finishes.
- File drawers have full extension slides.
- Storage cabinet utilize concealed hinges.
- One interior 3/4"(19mm) thick wood shelf in storage cabinet with $\pm 1\ 1/4"$ (32mm) adjustment range.
- One lock standard per pedestal; each pedestal locks separately.
- Common keys within each credenza.
- Optional lock available on storage cabinet.
- For lock options, refer to Lock Program Price List.
- Glides provide 2"(51mm) adjustment range.
- Credenza shipped fully assembled and ready for field installation.

Specification Tip

- May be used with vertical storage unit of equal width.

To Order, Specify:

1) Product number, including:

1 Edge Option:

- 1** Square
- 5** Bevel, add \$71.13 list
- 6** Radius, add \$71.13 list
- 7** Traditional, add \$71.13 list

2 Pedestal Drawer Option:

- 66** Two File/File Black Miterfold
- TT** Two File/File Wood, add \$177.84 list

3 Drawer/Door Pull Option:

- F** Finger (Touch latch)
- B** Bar
- 8** Linear
- 9** Classic

4 Grommet Option:

- Y** Grommet, add \$129.76 list
- N** No Grommet

5 Lock Option for Storage:

- N** No Lock
- L** Lock, add \$122.77 list

2) Finish code (wood only).

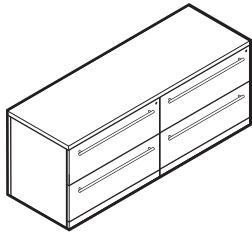
3) Trim color for bar pull (if specified).

4) Trim color for lock plugs (if specified) and grommet (if specified).

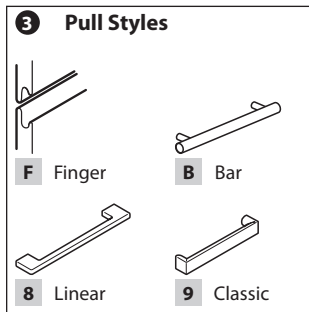
Masters Series

Credenzas with Lateral Files

	Height	Depth	Width	Number	1	2	3	Wood Group A	Group B
Credenza with 36" Wide Lateral Files	29 1/8"(740mm)	24"(610mm)	72"(1829mm)	XZZL-2472-	SS		N	\$4939.39	\$5229.95



XZZL-BN



Features

- Includes worksurface and two 36"(914mm) wide lateral files.
- 1 3/16"(30mm) thick wood worksurface with a choice of profiled edge (Square, Bevel, Radius or Traditional) applied to user edge only. Double-cut veneers available with Square 3mm Radius edge only.
- Finished wood back.
- File drawers with an integrated file hanging system.
- Drawer pull options:
 - Bar pulls available in powdercoat finishes.
 - Linear and Classic pulls are available in satin nickel finish only.
 - Finger pull option available with Wood Group B finishes.
- File drawers have full extension slides.
- One lock with dual lock bar system standard per lateral file; each lateral file locks separately.
- Common keys within each credenza.
- Lock plug is available in black or satin chrome.
- For lock options, refer to Lock Program Price List.
- Glides provide 2"(51mm) adjustment range.
- Credenza shipped fully assembled and ready for field installation.

Specification Tips

- May be used with vertical storage unit of equal width.

To Order, Specify:

1) Product number, including:

1 Edge Option:

- 1** Square
- 5** Bevel, add **\$69.74** list
- 6** Radius, add **\$69.74** list
- 7** Traditional, add **\$69.74** list

2 Drawer Option:

- KK** Black Miterfold
- ZZ** Wood, add **\$208.10** list

3 Drawer Pull Option:

- F** Finger
- B** Bar
- 8** Linear
- 9** Classic

2) Finish code (wood only).

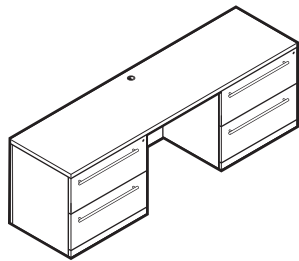
3) Trim color for bar pull (if specified).

4) Trim color for lock plug (required).

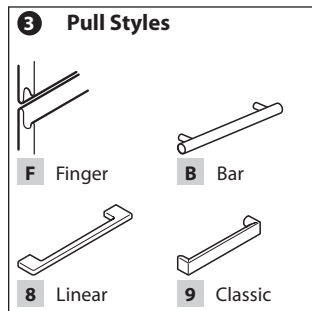
Masters Series

Credenzas with Lateral Files

	Height	Depth	Width	Number	1	2	3	4	Wood Group A	Group B
Credenza with 30" Wide Lateral Files and Kneespace	29 1/8"(740mm)	24"(610mm)	90"(2286mm)	XZZM-2490-	SS	■	■	■	\$4795.97	\$5083.73



XZZM-BY



Features

- Includes worksurface, case and two 30"(762mm) wide lateral files.
- 1 3/16"(30mm) thick wood worksurface with a choice of profiled edge (Square, Bevel, Radius or Traditional) applied to user edge only. Double-cut veneers available with Square 3mm Radius edge only.
- Optional 2"(51mm) grommet centered in back of worksurface.
- Grommet and lock plugs available with option of black or chrome finish; chrome grommet has a satin finish.
- Includes flush full overlay modesty panel; wood finish both sides.
- File drawers with an integrated file hanging system.
- Drawer pull options:
 - Bar pulls available in powdercoat finishes.
 - Linear and Classic pulls are available in satin nickel finish only.
 - Finger pull option available with Wood Group B finishes.
- File drawers have full extension slides.
- One lock with dual lock bar system standard per lateral file; each lateral file locks separately.
- Common keys within each credenza.
- For lock options, refer to Lock Program Price List.
- Glides provide 2"(51mm) adjustment range.
- Credenza shipped fully assembled and ready for field installation.

Specification Tips

- May be used with vertical storage unit of equal width.

To Order, Specify:

- 1) Product number, including:

1 Edge Option:

- 1** Square
- 5** Bevel, add \$71.13 list
- 6** Radius, add \$71.13 list
- 7** Traditional, add \$71.13 list

2 Pedestal Drawer Option:

- JJ** 30" wide Black Miterfold
- YY** 30" wide Wood, add \$212.24 list

3 Drawer Pull Option:

- F** Finger
- B** Bar
- 8** Linear
- 9** Classic

4 Grommet Option:

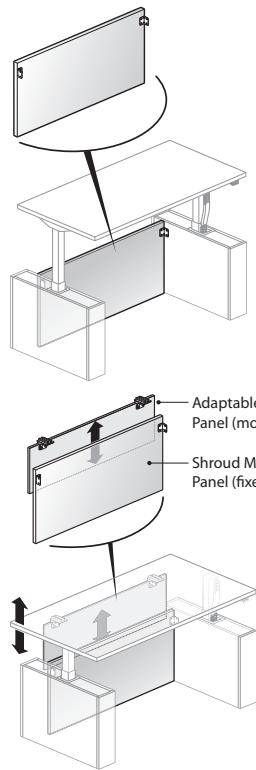
- Y** Grommet, add \$129.76 list
- N** No Grommet

- 2) Finish code (wood only).
- 3) Trim color for bar pull (if specified).
- 4) Trim color for lock plugs (required) and grommet (if specified).

Master Series

Modesty Panel for Shroud

Height	Width	Number	Laminate		Wood Group	
			A	B	A	B
Laminate						
22"(559mm)	60"(1524mm)	XLXS-2260	\$286.68	\$290.30	N/A	N/A
	66"(1676mm)	XLXS-2266	309.29	314.72	N/A	N/A
	72"(1829mm)	XLXS-2272	331.90	339.14	N/A	N/A
	78"(1981mm)	XLXS-2278	354.51	363.56	N/A	N/A
	84"(2134mm)	XLXS-2284	377.12	387.98	N/A	N/A
Wood						
22"(559mm)	60"(1524mm)	XZXS-2260	N/A	N/A	\$587.27	\$608.03
	66"(1676mm)	XZXS-2266	N/A	N/A	628.37	651.60
	72"(1829mm)	XZXS-2272	N/A	N/A	669.47	695.17
	78"(1981mm)	XZXS-2278	N/A	N/A	710.57	738.74
	84"(2134mm)	XZXS-2284	N/A	N/A	751.67	782.31



XLXS-2260
XZXS-2260

Features

- Includes modesty panel and attachment hardware.
- Modesty Panels are 22.4"(569mm) high (actual) and 3/4"(19mm) thick.
- Modesty Panels are mounted between the pair of shrouds.
- Panel and hardware are field installed.

Specification Tips

- For use on Height Adjustable Table Desk with a pair of shrouds.
- Specify Modesty Panel for Shroud the same width as the Height Adjustable Table Desk.
- A Height Adjustable Table Desk with a pair of shrouds may be used with either a Modesty Panel for Shroud or an Adaptable Modesty Panel or both modesty panels may be used together in a layered application:
 - The Modesty Panel for Shroud is installed inboard of the Adaptable Modesty panel.
 - The Modesty Panel for Shroud is stationary and provides modesty between the pair of shrouds.
 - The Adaptable Modesty Panel is attached to the underside of the desk and provides height adjustable modesty when the desk is raised or lowered.
 - When the Table Desk is raised to full height a 9"(229mm) gap between panels.

Note: To specify an Adaptable Modesty Panel refer to the **Modesty Panel for use with Shroud Specification Matrix for the appropriate width Adaptable Modesty Panel** - shown on the Adaptable Modesty Panel page.

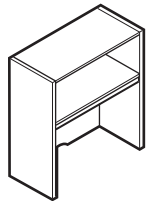
To Order, Specify:

- 1) Product number.
- 2) Laminate or wood finish.
- 3) Edge trim color (laminate only).

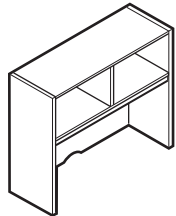
Master Series

Vertical Storage Units Open

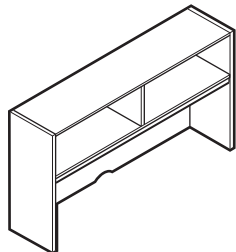
Vertical Storage Unit — 1H Open



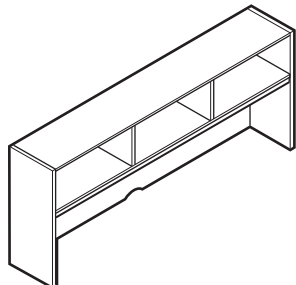
30" and 36" widths



42", 48" and 54" widths



60", 66" and 72" widths



78", 84", 90" and 96" widths

X4UL-NN
X4UD-NN
X5UL-NN
X5UD-NN
X7UL-NN
X7UD-NN

Features

- Includes 2"(51mm) integrated light valance, vertical supports and attachment material.
- 23 3/8"(594mm) clearance between top of worksurface and bottom of light valance.
- Standard unfinished two-piece back.
- The underside of the cabinet and front of lower section:
 - Laminate/Paint - the underside of the cabinet and front of lower section is finished.
 - Wood - the underside of the cabinet is finished, the lower section is unfinished.
- Unfinished clearcoat wireway scallop in bottom center of back panel.
- Shipped assembled.

Specification Tips

- Designed to stack on equal width credenza, 2H storage cabinet or 2H lateral file. Refer to Stack-on Application Rules in Specification Guide.
- Accommodates separately specified tackboards and lighting accessories.
- Aligns with 5H storage units.
- Not designed for application where back of unit is visible.

To Order, Specify:

- 1) Product number.
- 2) Finish code (laminated, paint, or wood).
- 3) Laminate edge trim color (if laminate specified).

Master Series

Vertical Storage Units Open

Height	Width	Depth	Number	Laminate		Paint A
				A	B	
Laminate — Letter Depth						
39 7/8"(1013mm)	30"(762mm)	14"(356mm)	X5UL-4030-NSNN	\$1103.23	\$1146.49	
	36"(914mm)	14"(356mm)	X5UL-4036-NSNN	1184.35	1234.10	
	42"(1067mm)	14"(356mm)	X5UL-4042-NSNN	1277.37	1333.61	
	48"(1219mm)	14"(356mm)	X5UL-4048-NSNN	1358.49	1421.22	
	54"(1372mm)	14"(356mm)	X5UL-4054-NSNN	1439.61	1508.83	
	60"(1524mm)	14"(356mm)	X5UL-4060-NSNN	1520.73	1596.44	
	66"(1676mm)	14"(356mm)	X5UL-4066-NSNN	1601.85	1684.05	
	72"(1829mm)	14"(356mm)	X5UL-4072-NSNN	1682.97	1771.66	
	78"(1981mm)	14"(356mm)	X5UL-4078-NSNN	1775.99	1871.17	
	84"(2134mm)	14"(356mm)	X5UL-4084-NSNN	1857.11	1958.78	
	90"(2286mm)	14"(356mm)	X5UL-4090-NSNN	1938.23	2046.39	
	96"(2438mm)	14"(356mm)	X5UL-4096-NSNN	2019.35	2134.00	
Laminate — Legal Depth						
39 7/8"(1013mm)	30"(762mm)	16 1/2"(419mm)	X5UD-4030-NSNN	\$1211.39	\$1263.30	
	36"(914mm)	16 1/2"(419mm)	X5UD-4036-NSNN	1292.51	1350.91	
	42"(1067mm)	16 1/2"(419mm)	X5UD-4042-NSNN	1385.53	1450.42	
	48"(1219mm)	16 1/2"(419mm)	X5UD-4048-NSNN	1466.65	1538.03	
	54"(1372mm)	16 1/2"(419mm)	X5UD-4054-NSNN	1547.77	1625.64	
	60"(1524mm)	16 1/2"(419mm)	X5UD-4060-NSNN	1628.89	1713.25	
	66"(1676mm)	16 1/2"(419mm)	X5UD-4066-NSNN	1710.01	1800.86	
	72"(1829mm)	16 1/2"(419mm)	X5UD-4072-NSNN	1791.13	1888.47	
	78"(1981mm)	16 1/2"(419mm)	X5UD-4078-NSNN	1884.15	1987.98	
	84"(2134mm)	16 1/2"(419mm)	X5UD-4084-NSNN	1965.27	2075.59	
	90"(2286mm)	16 1/2"(419mm)	X5UD-4090-NSNN	2046.39	2163.20	
	96"(2438mm)	16 1/2"(419mm)	X5UD-4096-NSNN	2127.51	2250.81	
Paint — Letter Depth						
39 7/8"(1013mm)	30"(762mm)	14"(356mm)	X7UL-4030-NSNN			\$1535.87
	36"(914mm)	14"(356mm)	X7UL-4036-NSNN			1660.25
	42"(1067mm)	14"(356mm)	X7UL-4042-NSNN			1796.53
	48"(1219mm)	14"(356mm)	X7UL-4048-NSNN			1920.91
	54"(1372mm)	14"(356mm)	X7UL-4054-NSNN			2045.29
	60"(1524mm)	14"(356mm)	X7UL-4060-NSNN			2169.67
	66"(1676mm)	14"(356mm)	X7UL-4066-NSNN			2294.05
	72"(1829mm)	14"(356mm)	X7UL-4072-NSNN			2418.43
	78"(1981mm)	14"(356mm)	X7UL-4078-NSNN			2554.71
	84"(2134mm)	14"(356mm)	X7UL-4084-NSNN			2679.09
	90"(2286mm)	14"(356mm)	X7UL-4090-NSNN			2803.47
	96"(2438mm)	14"(356mm)	X7UL-4096-NSNN			2927.85
Paint — Legal Depth						
39 7/8"(1013mm)	30"(762mm)	16 1/2"(419mm)	X7UD-4030-NSNN			\$1681.89
	36"(914mm)	16 1/2"(419mm)	X7UD-4036-NSNN			1806.27
	42"(1067mm)	16 1/2"(419mm)	X7UD-4042-NSNN			1942.55
	48"(1219mm)	16 1/2"(419mm)	X7UD-4048-NSNN			2066.93
	54"(1372mm)	16 1/2"(419mm)	X7UD-4054-NSNN			2191.31
	60"(1524mm)	16 1/2"(419mm)	X7UD-4060-NSNN			2315.69
	66"(1676mm)	16 1/2"(419mm)	X7UD-4066-NSNN			2440.07
	72"(1829mm)	16 1/2"(419mm)	X7UD-4072-NSNN			2564.45
	78"(1981mm)	16 1/2"(419mm)	X7UD-4078-NSNN			2700.73
	84"(2134mm)	16 1/2"(419mm)	X7UD-4084-NSNN			2825.11
	90"(2286mm)	16 1/2"(419mm)	X7UD-4090-NSNN			2949.49
	96"(2438mm)	16 1/2"(419mm)	X7UD-4096-NSNN			3073.87

Master Series

Vertical Storage Units Open

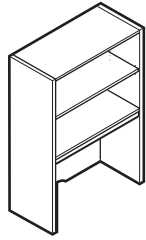
Height	Width	Depth	Number	Wood Group A	Group B
Wood — Letter Depth					
39 7/8"(1013mm)	30"(762mm)	14"(356mm)	X4UL-4030-NSNN	\$1535.87	\$1689.46
	36"(914mm)	14"(356mm)	X4UL-4036-NSNN	1660.25	1826.28
	42"(1067mm)	14"(356mm)	X4UL-4042-NSNN	1796.53	1975.00
	48"(1219mm)	14"(356mm)	X4UL-4048-NSNN	1920.91	2111.82
	54"(1372mm)	14"(356mm)	X4UL-4054-NSNN	2045.29	2248.64
	60"(1524mm)	14"(356mm)	X4UL-4060-NSNN	2169.67	2385.46
	66"(1676mm)	14"(356mm)	X4UL-4066-NSNN	2294.05	2522.28
	72"(1829mm)	14"(356mm)	X4UL-4072-NSNN	2418.43	2659.10
	78"(1981mm)	14"(356mm)	X4UL-4078-NSNN	2554.71	2807.82
	84"(2134mm)	14"(356mm)	X4UL-4084-NSNN	2679.09	2944.64
	90"(2286mm)	14"(356mm)	X4UL-4090-NSNN	2803.47	3081.46
	96"(2438mm)	14"(356mm)	X4UL-4096-NSNN	2927.85	3218.28
Wood — Legal Depth					
39 7/8"(1013mm)	30"(762mm)	16 1/2"(419mm)	X4UD-4030-NSNN	\$1681.89	\$1850.08
	36"(914mm)	16 1/2"(419mm)	X4UD-4036-NSNN	1806.27	1986.90
	42"(1067mm)	16 1/2"(419mm)	X4UD-4042-NSNN	1942.55	2135.62
	48"(1219mm)	16 1/2"(419mm)	X4UD-4048-NSNN	2066.93	2272.44
	54"(1372mm)	16 1/2"(419mm)	X4UD-4054-NSNN	2191.31	2409.26
	60"(1524mm)	16 1/2"(419mm)	X4UD-4060-NSNN	2315.69	2546.08
	66"(1676mm)	16 1/2"(419mm)	X4UD-4066-NSNN	2440.07	2682.90
	72"(1829mm)	16 1/2"(419mm)	X4UD-4072-NSNN	2564.45	2819.72
	78"(1981mm)	16 1/2"(419mm)	X4UD-4078-NSNN	2700.73	2968.44
	84"(2134mm)	16 1/2"(419mm)	X4UD-4084-NSNN	2825.11	3105.26
	90"(2286mm)	16 1/2"(419mm)	X4UD-4090-NSNN	2949.49	3242.08
	96"(2438mm)	16 1/2"(419mm)	X4UD-4096-NSNN	3073.87	3378.90

This page intentionally blank

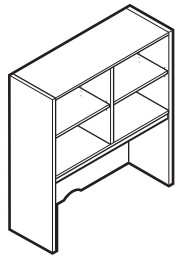
Master Series

Vertical Storage Units Open

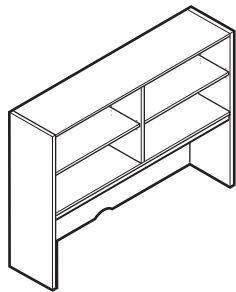
Vertical Storage Unit — 2H Open Features



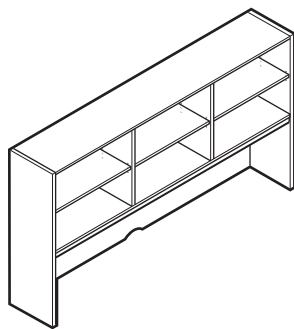
30" and 36" widths



42", 48" and 54" widths



60", 66" and 72" widths



78", 84", 90" and 96" widths

X4UL-NN
X4UD-NN
X5UL-NN
X5UD-NN
X7UL-NN
X7UD-NN

- Includes storage cabinet(s) with 2"(51mm) integrated light valance, one adjustable shelf, vertical supports and attachment material.
- 23 3/8"(594mm) clearance between top of worksurface and bottom of light valance.
- Standard unfinished two-piece back.
- The underside of the cabinet and front of lower section:
 - Laminate/Paint - the underside of the cabinet and front of lower section is finished.
 - Wood - the underside of the cabinet is finished, the lower section is unfinished.
- One interior 3/4"(19mm) wood shelf with $\pm 1\ 1/4"$ (32mm) adjustment range.
- Unfinished clearcoat wireway scallop in bottom center of back panel.
- Shipped assembled.

Specification Tips

- Designed to stack on equal width credenza, 2H storage cabinet or 2H lateral file. Refer to Stack-on Application Rules in Specification Guide.
- Accommodates separately specified tackboards and lighting accessories.
- Aligns with 6H storage units.
- Not designed for application where back of unit is visible.

To Order, Specify:

- 1) Product number.
- 2) Finish code (laminated, paint, or wood).
- 3) Laminate edge trim color (if laminate specified).

Master Series

Vertical Storage Units Open

Height	Width	Depth	Number	Laminate		Paint A
				A	B	
Laminate — Letter Depth						
52 1/2"(1334mm)	30"(762mm)	14"(356mm)	X5UL-5230-NSNN	\$1281.69	\$1339.01	
	36"(914mm)	14"(356mm)	X5UL-5236-NSNN	1387.69	1453.66	
	42"(1067mm)	14"(356mm)	X5UL-5242-NSNN	1505.59	1580.21	
	48"(1219mm)	14"(356mm)	X5UL-5248-NSNN	1611.59	1694.86	
	54"(1372mm)	14"(356mm)	X5UL-5254-NSNN	1717.59	1809.51	
	60"(1524mm)	14"(356mm)	X5UL-5260-NSNN	1823.59	1924.16	
	66"(1676mm)	14"(356mm)	X5UL-5266-NSNN	1929.59	2038.81	
	72"(1829mm)	14"(356mm)	X5UL-5272-NSNN	2035.59	2153.46	
	78"(1981mm)	14"(356mm)	X5UL-5278-NSNN	2153.49	2280.01	
	84"(2134mm)	14"(356mm)	X5UL-5284-NSNN	2259.49	2394.66	
	90"(2286mm)	14"(356mm)	X5UL-5290-NSNN	2365.49	2509.31	
	96"(2438mm)	14"(356mm)	X5UL-5296-NSNN	2471.49	2623.96	
Laminate — Legal Depth						
52 1/2"(1334mm)	30"(762mm)	16 1/2"(419mm)	X5UD-5230-NSNN	\$1389.85	\$1455.82	
	36"(914mm)	16 1/2"(419mm)	X5UD-5236-NSNN	1495.85	1570.47	
	42"(1067mm)	16 1/2"(419mm)	X5UD-5242-NSNN	1613.75	1697.02	
	48"(1219mm)	16 1/2"(419mm)	X5UD-5248-NSNN	1719.75	1811.67	
	54"(1372mm)	16 1/2"(419mm)	X5UD-5254-NSNN	1825.75	1926.32	
	60"(1524mm)	16 1/2"(419mm)	X5UD-5260-NSNN	1931.75	2040.97	
	66"(1676mm)	16 1/2"(419mm)	X5UD-5266-NSNN	2037.75	2155.62	
	72"(1829mm)	16 1/2"(419mm)	X5UD-5272-NSNN	2143.75	2270.27	
	78"(1981mm)	16 1/2"(419mm)	X5UD-5278-NSNN	2261.65	2396.82	
	84"(2134mm)	16 1/2"(419mm)	X5UD-5284-NSNN	2367.65	2511.47	
	90"(2286mm)	16 1/2"(419mm)	X5UD-5290-NSNN	2473.65	2626.12	
	96"(2438mm)	16 1/2"(419mm)	X5UD-5296-NSNN	2579.65	2740.77	
Paint — Letter Depth						
52 1/2"(1334mm)	30"(762mm)	14"(356mm)	X7UL-5230-NSNN			\$1806.27
	36"(914mm)	14"(356mm)	X7UL-5236-NSNN			1968.51
	42"(1067mm)	14"(356mm)	X7UL-5242-NSNN			2142.65
	48"(1219mm)	14"(356mm)	X7UL-5248-NSNN			2304.89
	54"(1372mm)	14"(356mm)	X7UL-5254-NSNN			2467.13
	60"(1524mm)	14"(356mm)	X7UL-5260-NSNN			2629.37
	66"(1676mm)	14"(356mm)	X7UL-5266-NSNN			2791.61
	72"(1829mm)	14"(356mm)	X7UL-5272-NSNN			2953.85
	78"(1981mm)	14"(356mm)	X7UL-5278-NSNN			3127.99
	84"(2134mm)	14"(356mm)	X7UL-5284-NSNN			3290.23
	90"(2286mm)	14"(356mm)	X7UL-5290-NSNN			3452.47
	96"(2438mm)	14"(356mm)	X7UL-5296-NSNN			3614.71
Paint — Legal Depth						
52 1/2"(1334mm)	30"(762mm)	16 1/2"(419mm)	X7UD-5230-NSNN			\$1952.29
	36"(914mm)	16 1/2"(419mm)	X7UD-5236-NSNN			2114.53
	42"(1067mm)	16 1/2"(419mm)	X7UD-5242-NSNN			2288.67
	48"(1219mm)	16 1/2"(419mm)	X7UD-5248-NSNN			2450.91
	54"(1372mm)	16 1/2"(419mm)	X7UD-5254-NSNN			2613.15
	60"(1524mm)	16 1/2"(419mm)	X7UD-5260-NSNN			2775.39
	66"(1676mm)	16 1/2"(419mm)	X7UD-5266-NSNN			2937.63
	72"(1829mm)	16 1/2"(419mm)	X7UD-5272-NSNN			3099.87
	78"(1981mm)	16 1/2"(419mm)	X7UD-5278-NSNN			3274.01
	84"(2134mm)	16 1/2"(419mm)	X7UD-5284-NSNN			3436.25
	90"(2286mm)	16 1/2"(419mm)	X7UD-5290-NSNN			3598.49
	96"(2438mm)	16 1/2"(419mm)	X7UD-5296-NSNN			3760.73

Master Series

Vertical Storage Units Open

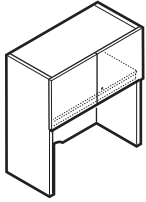
Height	Width	Depth	Number	Wood Group A	Group B
Wood — Letter Depth					
52 1/2"(1334mm)	30"(762mm)	14"(356mm)	X4UL-5230-NSNN	\$1816.67	\$1987.14
	36"(914mm)	14"(356mm)	X4UL-5236-NSNN	1980.29	2165.55
	42"(1067mm)	14"(356mm)	X4UL-5242-NSNN	2155.81	2355.86
	48"(1219mm)	14"(356mm)	X4UL-5248-NSNN	2319.43	2534.27
	54"(1372mm)	14"(356mm)	X4UL-5254-NSNN	2483.05	2712.68
	60"(1524mm)	14"(356mm)	X4UL-5260-NSNN	2646.67	2891.09
	66"(1676mm)	14"(356mm)	X4UL-5266-NSNN	2810.29	3069.50
	72"(1829mm)	14"(356mm)	X4UL-5272-NSNN	2973.91	3247.91
	78"(1981mm)	14"(356mm)	X4UL-5278-NSNN	3149.43	3438.22
	84"(2134mm)	14"(356mm)	X4UL-5284-NSNN	3313.05	3616.63
	90"(2286mm)	14"(356mm)	X4UL-5290-NSNN	3476.67	3795.04
	96"(2438mm)	14"(356mm)	X4UL-5296-NSNN	3640.29	3973.45
Wood — Legal Depth					
52 1/2"(1334mm)	30"(762mm)	16 1/2"(419mm)	X4UD-5230-NSNN	\$1962.69	\$2147.76
	36"(914mm)	16 1/2"(419mm)	X4UD-5236-NSNN	2126.31	2326.17
	42"(1067mm)	16 1/2"(419mm)	X4UD-5242-NSNN	2301.83	2516.48
	48"(1219mm)	16 1/2"(419mm)	X4UD-5248-NSNN	2465.45	2694.89
	54"(1372mm)	16 1/2"(419mm)	X4UD-5254-NSNN	2629.07	2873.30
	60"(1524mm)	16 1/2"(419mm)	X4UD-5260-NSNN	2792.69	3051.71
	66"(1676mm)	16 1/2"(419mm)	X4UD-5266-NSNN	2956.31	3230.12
	72"(1829mm)	16 1/2"(419mm)	X4UD-5272-NSNN	3119.93	3408.53
	78"(1981mm)	16 1/2"(419mm)	X4UD-5278-NSNN	3295.45	3598.84
	84"(2134mm)	16 1/2"(419mm)	X4UD-5284-NSNN	3459.07	3777.25
	90"(2286mm)	16 1/2"(419mm)	X4UD-5290-NSNN	3622.69	3955.66
	96"(2438mm)	16 1/2"(419mm)	X4UD-5296-NSNN	3786.31	4134.07

This page intentionally blank

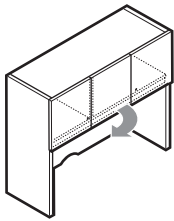
Master Series

Vertical Storage Units with Hinged Doors

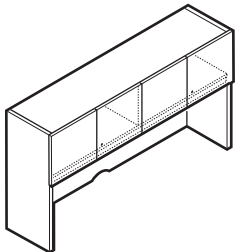
Vertical Storage Unit — 1H with Hinged Doors



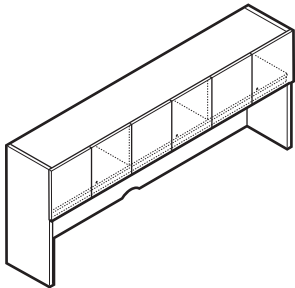
X4VL-NW
X4VD-NW
X5VL-NL
X5VD-NL
X7VL-NP
X7VD-NP
30" and 36" widths



X4VL-LW
X4VD-LW
X5VL-LL
X5VD-LL
X7VL-LP
X7VD-LP
42", 48" and 54" widths
(Left-hand single door swing shown)



X4VL-NW
X4VD-NW
X5VL-NL
X5VD-NL
X7VL-NP
X7VD-NP
60", 66" and 72" widths



X4VL-NW
X4VD-NW
X5VL-NL
X5VD-NL
X7VL-NP
X7VD-NP
78", 84", 90" and 96" widths

Features

- Includes storage cabinet(s) with hinged doors, 2"(51mm) integrated light valance, vertical supports and attachment material.
- 42"(1067mm), 48"(1219mm) and 54"(1372mm) wide units available with choice of left or right door swing for single door.
- Optional locks available; each pair of doors and each single door lock separately.
- Common keys within each unit.
- Lock plug is available in black or chrome.
- For lock options, refer to Lock Program Price List.
- 23 3/8"(594mm) clearance between top of worksurface and bottom of light valance.
- Standard unfinished two-piece back.
- The underside of the cabinet and front of lower section:
 - Laminate/Paint - the underside of the cabinet and front of lower section is finished.
 - Wood - the underside of the cabinet is finished, the lower section is unfinished.
- Unfinished clearcoat wireway scallop in bottom center of back panel.
- Shipped assembled.

Specification Tips

- Designed to stack on equal width credenza, 2H storage cabinet or 2H lateral file. Refer to Stack-on Application Rules in Specification Guide.
- Accommodates separately specified tackboards and lighting accessories.
- Aligns with 5H storage units.
- Not designed for application where back of unit is visible.

To Order, Specify:

- 1) Product number, including:

① Lock Option:

- N** No Lock
- L** Lock
 - 30"-36", add **\$122.77** list
 - 42"-72", add **\$245.53** list
 - 78"-96", add **\$368.30** list

② Single Door Swing Orientation:

(42", 48" and 54" wide only)

- L** Left-hand
- R** Right-hand

- 2) Finish code (laminate, paint, or wood).
- 3) Laminate edge trim color (if laminate specified).
- 4) Trim color for lock (if specified).

Master Series

Vertical Storage Units with Hinged Doors

Height	Width	Depth	Number ① ②	Laminate		Paint A
				A	B	
Laminate — Letter Depth						
39 7/8"(1013mm)	30"(762mm)	14"(356mm)	X5VL-4030- SNL	\$1368.22	\$1432.68	
	36"(914mm)	14"(356mm)	X5VL-4036- SNL	1462.00	1534.02	
	42"(1067mm)	14"(356mm)	X5VL-4042- S L	1567.68	1647.26	
	48"(1219mm)	14"(356mm)	X5VL-4048- S L	1661.46	1748.60	
	54"(1372mm)	14"(356mm)	X5VL-4054- S L	1755.24	1849.94	
	60"(1524mm)	14"(356mm)	X5VL-4060- SNL	1849.02	1951.28	
	66"(1676mm)	14"(356mm)	X5VL-4066- SNL	1942.80	2052.62	
	72"(1829mm)	14"(356mm)	X5VL-4072- SNL	2036.58	2153.96	
	78"(1981mm)	14"(356mm)	X5VL-4078- SNL	2142.26	2267.20	
	84"(2134mm)	14"(356mm)	X5VL-4084- SNL	2236.04	2368.54	
	90"(2286mm)	14"(356mm)	X5VL-4090- SNL	2329.82	2469.88	
	96"(2438mm)	14"(356mm)	X5VL-4096- SNL	2423.60	2571.22	
Laminate — Legal Depth						
39 7/8"(1013mm)	30"(762mm)	16 1/2"(419mm)	X5VD-4030- SNL	\$1476.38	\$1549.49	
	36"(914mm)	16 1/2"(419mm)	X5VD-4036- SNL	1570.16	1650.83	
	42"(1067mm)	16 1/2"(419mm)	X5VD-4042- S L	1675.84	1764.07	
	48"(1219mm)	16 1/2"(419mm)	X5VD-4048- S L	1769.62	1865.41	
	54"(1372mm)	16 1/2"(419mm)	X5VD-4054- S L	1863.40	1966.75	
	60"(1524mm)	16 1/2"(419mm)	X5VD-4060- SNL	1957.18	2068.09	
	66"(1676mm)	16 1/2"(419mm)	X5VD-4066- SNL	2050.96	2169.43	
	72"(1829mm)	16 1/2"(419mm)	X5VD-4072- SNL	2144.74	2270.77	
	78"(1981mm)	16 1/2"(419mm)	X5VD-4078- SNL	2250.42	2384.01	
	84"(2134mm)	16 1/2"(419mm)	X5VD-4084- SNL	2344.20	2485.35	
	90"(2286mm)	16 1/2"(419mm)	X5VD-4090- SNL	2437.98	2586.69	
	96"(2438mm)	16 1/2"(419mm)	X5VD-4096- SNL	2531.76	2688.03	
Paint — Letter Depth						
39 7/8"(1013mm)	30"(762mm)	14"(356mm)	X7VL-4030- SNP			\$1968.51
	36"(914mm)	14"(356mm)	X7VL-4036- SNP			2112.36
	42"(1067mm)	14"(356mm)	X7VL-4042- S P			2268.11
	48"(1219mm)	14"(356mm)	X7VL-4048- S P			2411.96
	54"(1372mm)	14"(356mm)	X7VL-4054- S P			2555.81
	60"(1524mm)	14"(356mm)	X7VL-4060- SNP			2699.66
	66"(1676mm)	14"(356mm)	X7VL-4066- SNP			2843.51
	72"(1829mm)	14"(356mm)	X7VL-4072- SNP			2987.36
	78"(1981mm)	14"(356mm)	X7VL-4078- SNP			3143.11
	84"(2134mm)	14"(356mm)	X7VL-4084- SNP			3286.96
	90"(2286mm)	14"(356mm)	X7VL-4090- SNP			3430.81
	96"(2438mm)	14"(356mm)	X7VL-4096- SNP			3574.66
Paint — Legal Depth						
39 7/8"(1013mm)	30"(762mm)	16 1/2"(419mm)	X7VD-4030- SNP			\$2114.53
	36"(914mm)	16 1/2"(419mm)	X7VD-4036- SNP			2258.38
	42"(1067mm)	16 1/2"(419mm)	X7VD-4042- S P			2414.13
	48"(1219mm)	16 1/2"(419mm)	X7VD-4048- S P			2557.98
	54"(1372mm)	16 1/2"(419mm)	X7VD-4054- S P			2701.83
	60"(1524mm)	16 1/2"(419mm)	X7VD-4060- SNP			2845.68
	66"(1676mm)	16 1/2"(419mm)	X7VD-4066- SNP			2989.53
	72"(1829mm)	16 1/2"(419mm)	X7VD-4072- SNP			3133.38
	78"(1981mm)	16 1/2"(419mm)	X7VD-4078- SNP			3289.13
	84"(2134mm)	16 1/2"(419mm)	X7VD-4084- SNP			3432.98
	90"(2286mm)	16 1/2"(419mm)	X7VD-4090- SNP			3576.83
	96"(2438mm)	16 1/2"(419mm)	X7VD-4096- SNP			3720.68

Master Series

Vertical Storage Units with Hinged Doors

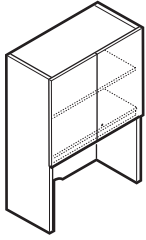
Height	Width	Depth	Number ① ②	Wood Group A	Group B
Wood — Letter Depth					
39 7/8"(1013mm)	30"(762mm)	14"(356mm)	X4VL-4030- SNW	\$1968.51	\$2165.37
	36"(914mm)	14"(356mm)	X4VL-4036- SNW	2112.36	2323.63
	42"(1067mm)	14"(356mm)	X4VL-4042- S W	2268.11	2493.79
	48"(1219mm)	14"(356mm)	X4VL-4048- S W	2411.96	2652.05
	54"(1372mm)	14"(356mm)	X4VL-4054- S W	2555.81	2810.31
	60"(1524mm)	14"(356mm)	X4VL-4060- SNW	2699.66	2968.57
	66"(1676mm)	14"(356mm)	X4VL-4066- SNW	2843.51	3126.83
	72"(1829mm)	14"(356mm)	X4VL-4072- SNW	2987.36	3285.09
	78"(1981mm)	14"(356mm)	X4VL-4078- SNW	3143.11	3455.25
	84"(2134mm)	14"(356mm)	X4VL-4084- SNW	3286.96	3613.51
	90"(2286mm)	14"(356mm)	X4VL-4090- SNW	3430.81	3771.77
	96"(2438mm)	14"(356mm)	X4VL-4096- SNW	3574.66	3930.03
Wood — Legal Depth					
39 7/8"(1013mm)	30"(762mm)	16 1/2"(419mm)	X4VD-4030- SNW	\$2114.53	\$2325.98
	36"(914mm)	16 1/2"(419mm)	X4VD-4036- SNW	2258.38	2484.24
	42"(1067mm)	16 1/2"(419mm)	X4VD-4042- S W	2414.13	2654.40
	48"(1219mm)	16 1/2"(419mm)	X4VD-4048- S W	2557.98	2812.66
	54"(1372mm)	16 1/2"(419mm)	X4VD-4054- S W	2701.83	2970.92
	60"(1524mm)	16 1/2"(419mm)	X4VD-4060- SNW	2845.68	3129.18
	66"(1676mm)	16 1/2"(419mm)	X4VD-4066- SNW	2989.53	3287.44
	72"(1829mm)	16 1/2"(419mm)	X4VD-4072- SNW	3133.38	3445.70
	78"(1981mm)	16 1/2"(419mm)	X4VD-4078- SNW	3289.13	3615.86
	84"(2134mm)	16 1/2"(419mm)	X4VD-4084- SNW	3432.98	3774.12
	90"(2286mm)	16 1/2"(419mm)	X4VD-4090- SNW	3576.83	3932.38
	96"(2438mm)	16 1/2"(419mm)	X4VD-4096- SNW	3720.68	4090.64

This page intentionally blank

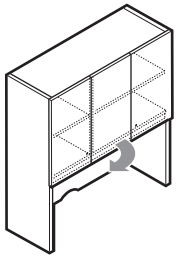
Master Series

Vertical Storage Units with Hinged Doors

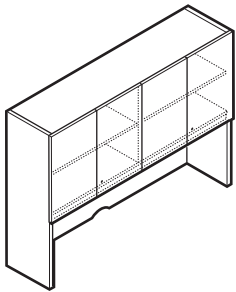
Vertical Storage Unit — 2H with Hinged Doors



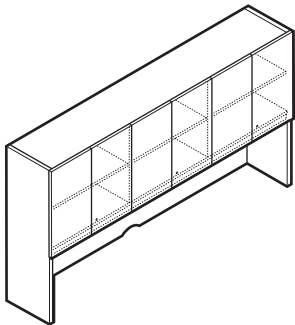
X4VL-NW
X4VD-NW
X5VL-NL
X5VD-NL
X7VL-NP
X7VD-NP
30" and 36" widths



X4VL-LW
X4VD-LW
X5VL-LL
X5VD-LL
X7VL-LP
X7VD-LP
42", 48" and 54" widths
(Left-hand single door swing shown)



X4VL-NW
X4VD-NW
X5VL-NL
X5VD-NL
X7VL-NP
X7VD-NP
60", 66" and 72" widths



X4VL-NW
X4VD-NW
X5VL-NL
X5VD-NL
X7VL-NP
X7VD-NP
78", 84", 90" and 96" widths

Features

- Includes storage cabinet(s) with hinged doors, 2"(51mm) integrated light valance, one adjustable shelf, vertical supports and attachment material.
- 42"(1067mm), 48"(1219mm) and 54"(1372mm) wide units available with choice of left or right door swing for single door.
- Optional locks available; each pair of doors and each single door lock separately.
- Lock plug is available in black or chrome.
- Common keys within each unit.
- For lock options, refer to Lock Program Price List.
- 23 3/8"(594mm) clearance between top of worksurface and bottom of light valance.
- Standard unfinished two-piece back.
- The underside of the cabinet and front of lower section:
 - Laminate/Paint - the underside of the cabinet and front of lower section is finished.
 - Wood - the underside of the cabinet is finished, the lower section is unfinished.
- One interior 3/4"(19mm) thick wood shelf with ±1 1/4"(32mm) adjustment range.
- Unfinished clearcoat wireway scallop in bottom center of back panel.
- Shipped assembled.

Specification Tips

- Designed to stack on equal width credenza, 2H storage cabinet or 2H lateral file. Refer to Stack-on Application Rules in Specification Guide.
- Accommodates separately specified tackboards and lighting accessories.
- Aligns with 6H storage units.
- Not designed for application where back of unit is visible.

To Order, Specify:

- 1) Product number, including:

① Lock Option:

- N** No Lock
- L** Lock
30"-36", add **\$122.77** list
42"-72", add **\$245.53** list
78"-96", add **\$368.30** list

② Single Door Swing Orientation:

(42", 48" and 54" wide only)

- L** Left-hand
- R** Right-hand

- 2) Finish code (laminate, paint, or wood).
- 3) Laminate edge trim color (if laminate specified).
- 4) Trim color for lock (if specified).

Master Series

Vertical Storage Units with Hinged Doors

Height	Width	Depth	Number ① ②	Laminate		Paint A
				A	B	
Laminate — Letter Depth						
52 1/2"(1334mm)	30"(762mm)	14"(356mm)	X5VL-5230- SNL	\$1722.44	\$1814.44	
	36"(914mm)	14"(356mm)	X5VL-5236- SNL	1841.10	1942.82	
	42"(1067mm)	14"(356mm)	X5VL-5242- S L	1971.66	2083.10	
	48"(1219mm)	14"(356mm)	X5VL-5248- S L	2090.32	2211.48	
	54"(1372mm)	14"(356mm)	X5VL-5254- S L	2208.98	2339.86	
	60"(1524mm)	14"(356mm)	X5VL-5260- SNL	2327.64	2468.24	
	66"(1676mm)	14"(356mm)	X5VL-5266- SNL	2446.30	2596.62	
	72"(1829mm)	14"(356mm)	X5VL-5272- SNL	2564.96	2725.00	
	78"(1981mm)	14"(356mm)	X5VL-5278- SNL	2695.52	2865.28	
	84"(2134mm)	14"(356mm)	X5VL-5284- SNL	2814.18	2993.66	
	90"(2286mm)	14"(356mm)	X5VL-5290- SNL	2932.84	3122.04	
	96"(2438mm)	14"(356mm)	X5VL-5296- SNL	3051.50	3250.42	
Laminate — Legal Depth						
52 1/2"(1334mm)	30"(762mm)	16 1/2"(419mm)	X5VD-5230- SNL	\$1830.60	\$1931.25	
	36"(914mm)	16 1/2"(419mm)	X5VD-5236- SNL	1949.26	2059.63	
	42"(1067mm)	16 1/2"(419mm)	X5VD-5242- S L	2079.82	2199.91	
	48"(1219mm)	16 1/2"(419mm)	X5VD-5248- S L	2198.48	2328.29	
	54"(1372mm)	16 1/2"(419mm)	X5VD-5254- S L	2317.14	2456.67	
	60"(1524mm)	16 1/2"(419mm)	X5VD-5260- SNL	2435.80	2585.05	
	66"(1676mm)	16 1/2"(419mm)	X5VD-5266- SNL	2554.46	2713.43	
	72"(1829mm)	16 1/2"(419mm)	X5VD-5272- SNL	2673.12	2841.81	
	78"(1981mm)	16 1/2"(419mm)	X5VD-5278- SNL	2803.68	2982.09	
	84"(2134mm)	16 1/2"(419mm)	X5VD-5284- SNL	2922.34	3110.47	
	90"(2286mm)	16 1/2"(419mm)	X5VD-5290- SNL	3041.00	3238.85	
	96"(2438mm)	16 1/2"(419mm)	X5VD-5296- SNL	3159.66	3367.23	
Paint — Letter Depth						
52 1/2"(1334mm)	30"(762mm)	14"(356mm)	X7VL-5230- SNP			\$2509.31
	36"(914mm)	14"(356mm)	X7VL-5236- SNP			2691.02
	42"(1067mm)	14"(356mm)	X7VL-5242- S P			2884.63
	48"(1219mm)	14"(356mm)	X7VL-5248- S P			3066.34
	54"(1372mm)	14"(356mm)	X7VL-5254- S P			3248.05
	60"(1524mm)	14"(356mm)	X7VL-5260- SNP			3429.76
	66"(1676mm)	14"(356mm)	X7VL-5266- SNP			3611.47
	72"(1829mm)	14"(356mm)	X7VL-5272- SNP			3793.18
	78"(1981mm)	14"(356mm)	X7VL-5278- SNP			3986.79
	84"(2134mm)	14"(356mm)	X7VL-5284- SNP			4168.50
	90"(2286mm)	14"(356mm)	X7VL-5290- SNP			4350.21
	96"(2438mm)	14"(356mm)	X7VL-5296- SNP			4531.92
Paint — Legal Depth						
52 1/2"(1334mm)	30"(762mm)	16 1/2"(419mm)	X7VD-5230- SNP			\$2655.33
	36"(914mm)	16 1/2"(419mm)	X7VD-5236- SNP			2837.04
	42"(1067mm)	16 1/2"(419mm)	X7VD-5242- S P			3030.65
	48"(1219mm)	16 1/2"(419mm)	X7VD-5248- S P			3212.36
	54"(1372mm)	16 1/2"(419mm)	X7VD-5254- S P			3394.07
	60"(1524mm)	16 1/2"(419mm)	X7VD-5260- SNP			3575.78
	66"(1676mm)	16 1/2"(419mm)	X7VD-5266- SNP			3757.49
	72"(1829mm)	16 1/2"(419mm)	X7VD-5272- SNP			3939.20
	78"(1981mm)	16 1/2"(419mm)	X7VD-5278- SNP			4132.81
	84"(2134mm)	16 1/2"(419mm)	X7VD-5284- SNP			4314.52
	90"(2286mm)	16 1/2"(419mm)	X7VD-5290- SNP			4496.23
	96"(2438mm)	16 1/2"(419mm)	X7VD-5296- SNP			4677.94

Master Series

Vertical Storage Units with Hinged Doors

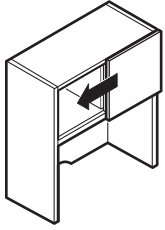
Height	Width	Depth	Number ① ②	Wood Group A	Group B
Wood — Letter Depth					
52 1/2"(1334mm)	30"(762mm)	14"(356mm)	X4VL-5230- SNW	\$2509.31	\$2760.25
	36"(914mm)	14"(356mm)	X4VL-5236- SNW	2691.02	2960.14
	42"(1067mm)	14"(356mm)	X4VL-5242- S W	2884.63	3171.93
	48"(1219mm)	14"(356mm)	X4VL-5248- S W	3066.34	3371.82
	54"(1372mm)	14"(356mm)	X4VL-5254- S W	3248.05	3571.71
	60"(1524mm)	14"(356mm)	X4VL-5260- SNW	3429.76	3771.60
	66"(1676mm)	14"(356mm)	X4VL-5266- SNW	3611.47	3971.49
	72"(1829mm)	14"(356mm)	X4VL-5272- SNW	3793.18	4171.38
	78"(1981mm)	14"(356mm)	X4VL-5278- SNW	3986.79	4383.17
	84"(2134mm)	14"(356mm)	X4VL-5284- SNW	4168.50	4583.06
	90"(2286mm)	14"(356mm)	X4VL-5290- SNW	4350.21	4782.95
	96"(2438mm)	14"(356mm)	X4VL-5296- SNW	4531.92	4982.84
Wood — Legal Depth					
52 1/2"(1334mm)	30"(762mm)	16 1/2"(419mm)	X4VD-5230- SNW	\$2655.33	\$2920.86
	36"(914mm)	16 1/2"(419mm)	X4VD-5236- SNW	2837.04	3120.75
	42"(1067mm)	16 1/2"(419mm)	X4VD-5242- S W	3030.65	3332.54
	48"(1219mm)	16 1/2"(419mm)	X4VD-5248- S W	3212.36	3532.43
	54"(1372mm)	16 1/2"(419mm)	X4VD-5254- S W	3394.07	3732.32
	60"(1524mm)	16 1/2"(419mm)	X4VD-5260- SNW	3575.78	3932.21
	66"(1676mm)	16 1/2"(419mm)	X4VD-5266- SNW	3757.49	4132.10
	72"(1829mm)	16 1/2"(419mm)	X4VD-5272- SNW	3939.20	4331.99
	78"(1981mm)	16 1/2"(419mm)	X4VD-5278- SNW	4132.81	4543.78
	84"(2134mm)	16 1/2"(419mm)	X4VD-5284- SNW	4314.52	4743.67
	90"(2286mm)	16 1/2"(419mm)	X4VD-5290- SNW	4496.23	4943.56
	96"(2438mm)	16 1/2"(419mm)	X4VD-5296- SNW	4677.94	5143.45

This page intentionally blank

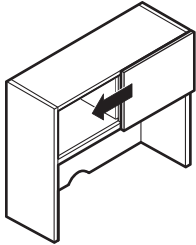
Masters Series

Vertical Storage Units with Sliding Door

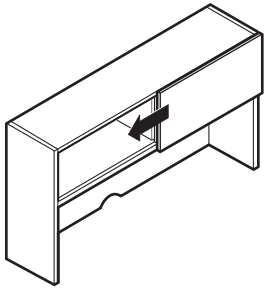
Vertical Storage Unit — 1H with Sliding Door



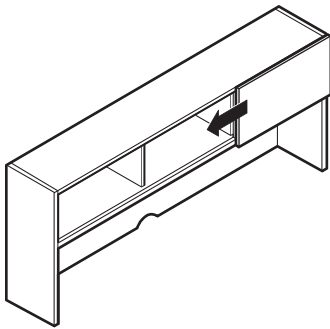
30" and 36" widths



42", 48" and 54" widths



60", 66" and 72" widths



X4RL-NW
X4RD-NW
X5RL-NL
X5RD-NL
X7RL-NP
X7RD-NP
78", 84", 90" and 96" widths

Features

- Includes storage cabinet(s) with one sliding door, 2"(51mm) integrated light valance, vertical supports and attachment material.
- Units 30"-72"(762mm-1829mm) wide include two equal width sections divided by one inset intermediate center support.
- Units 78"-96"(1981mm-2438mm) wide include three equal width sections divided by two inset intermediate center supports.
- Sliding door width is equal to one section width (one-half or one-third of unit width).
- Includes internally mounted sliding door track top and bottom with bumpers at each end.
- Locks not available.
- 23 3/8"(594mm) clearance between top of worksurface and bottom of light valance.
- Standard unfinished two-piece back.
- The underside of the cabinet and front of lower section:
 - Laminate/Paint - the underside of the cabinet and front of lower section is finished.
 - Wood - the underside of the cabinet is finished, the lower section is unfinished.
- Unfinished clearcoat wireway scallop in bottom center of back panel.
- Shipped assembled.

Specification Tips

- Designed to stack on equal width credenza, 2H storage cabinet or 2H lateral file. Refer to Stack-on Application Rules in Specification Guide.
- Accommodates separately specified tackboards and lighting accessories.
- Aligns with 5H storage units.
- Not designed for application where back of unit is visible.

To Order, Specify:

- 1) Product number.
- 2) Finish code (laminate, paint, or wood).
- 3) Laminate edge trim color (if laminate specified).

Masters Series

Vertical Storage Units with Sliding Door

Height	Width	Depth	Number	Laminate		Paint A
				A	B	
Laminate — Letter Depth						
39 7/8"(1013mm)	30"(762mm)	14"(356mm)	X5RL-4030-NSNL	\$1278.99	\$1335.73	
	36"(914mm)	14"(356mm)	X5RL-4036-NSNL	1363.63	1427.14	
	42"(1067mm)	14"(356mm)	X5RL-4042-NSNL	1460.17	1530.45	
	48"(1219mm)	14"(356mm)	X5RL-4048-NSNL	1544.81	1621.86	
	54"(1372mm)	14"(356mm)	X5RL-4054-NSNL	1629.45	1713.27	
	60"(1524mm)	14"(356mm)	X5RL-4060-NSNL	1714.09	1804.68	
	66"(1676mm)	14"(356mm)	X5RL-4066-NSNL	1798.73	1896.09	
	72"(1829mm)	14"(356mm)	X5RL-4072-NSNL	1883.37	1987.50	
	78"(1981mm)	14"(356mm)	X5RL-4078-NSNL	1979.91	2090.81	
	84"(2134mm)	14"(356mm)	X5RL-4084-NSNL	2064.55	2182.22	
	90"(2286mm)	14"(356mm)	X5RL-4090-NSNL	2149.19	2273.63	
	96"(2438mm)	14"(356mm)	X5RL-4096-NSNL	2233.83	2365.04	
Laminate — Legal Depth						
39 7/8"(1013mm)	30"(762mm)	16 1/2"(419mm)	X5RD-4030-NSNL	\$1387.15	\$1452.54	
	36"(914mm)	16 1/2"(419mm)	X5RD-4036-NSNL	1471.79	1543.95	
	42"(1067mm)	16 1/2"(419mm)	X5RD-4042-NSNL	1568.33	1647.26	
	48"(1219mm)	16 1/2"(419mm)	X5RD-4048-NSNL	1652.97	1738.67	
	54"(1372mm)	16 1/2"(419mm)	X5RD-4054-NSNL	1737.61	1830.08	
	60"(1524mm)	16 1/2"(419mm)	X5RD-4060-NSNL	1822.25	1921.49	
	66"(1676mm)	16 1/2"(419mm)	X5RD-4066-NSNL	1906.89	2012.90	
	72"(1829mm)	16 1/2"(419mm)	X5RD-4072-NSNL	1991.53	2104.31	
	78"(1981mm)	16 1/2"(419mm)	X5RD-4078-NSNL	2088.07	2207.62	
	84"(2134mm)	16 1/2"(419mm)	X5RD-4084-NSNL	2172.71	2299.03	
	90"(2286mm)	16 1/2"(419mm)	X5RD-4090-NSNL	2257.35	2390.44	
	96"(2438mm)	16 1/2"(419mm)	X5RD-4096-NSNL	2341.99	2481.85	
Paint — Letter Depth						
39 7/8"(1013mm)	30"(762mm)	14"(356mm)	X7RL-4030-NSNP			\$1806.27
	36"(914mm)	14"(356mm)	X7RL-4036-NSNP			1936.06
	42"(1067mm)	14"(356mm)	X7RL-4042-NSNP			2077.75
	48"(1219mm)	14"(356mm)	X7RL-4048-NSNP			2207.54
	54"(1372mm)	14"(356mm)	X7RL-4054-NSNP			2337.33
	60"(1524mm)	14"(356mm)	X7RL-4060-NSNP			2467.12
	66"(1676mm)	14"(356mm)	X7RL-4066-NSNP			2596.91
	72"(1829mm)	14"(356mm)	X7RL-4072-NSNP			2726.70
	78"(1981mm)	14"(356mm)	X7RL-4078-NSNP			2868.39
	84"(2134mm)	14"(356mm)	X7RL-4084-NSNP			2998.18
	90"(2286mm)	14"(356mm)	X7RL-4090-NSNP			3127.97
	96"(2438mm)	14"(356mm)	X7RL-4096-NSNP			3257.76
Paint — Legal Depth						
39 7/8"(1013mm)	30"(762mm)	16 1/2"(419mm)	X7RD-4030-NSNP			\$1952.29
	36"(914mm)	16 1/2"(419mm)	X7RD-4036-NSNP			2082.08
	42"(1067mm)	16 1/2"(419mm)	X7RD-4042-NSNP			2223.77
	48"(1219mm)	16 1/2"(419mm)	X7RD-4048-NSNP			2353.56
	54"(1372mm)	16 1/2"(419mm)	X7RD-4054-NSNP			2483.35
	60"(1524mm)	16 1/2"(419mm)	X7RD-4060-NSNP			2613.14
	66"(1676mm)	16 1/2"(419mm)	X7RD-4066-NSNP			2742.93
	72"(1829mm)	16 1/2"(419mm)	X7RD-4072-NSNP			2872.72
	78"(1981mm)	16 1/2"(419mm)	X7RD-4078-NSNP			3014.41
	84"(2134mm)	16 1/2"(419mm)	X7RD-4084-NSNP			3144.20
	90"(2286mm)	16 1/2"(419mm)	X7RD-4090-NSNP			3273.99
	96"(2438mm)	16 1/2"(419mm)	X7RD-4096-NSNP			3403.78

Masters Series

Vertical Storage Units with Sliding Door

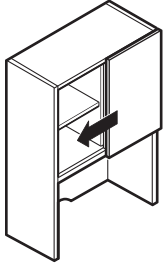
Height	Width	Depth	Number	Wood Group A	Group B
Wood — Letter Depth					
39 7/8"(1013mm)	30"(762mm)	14"(356mm)	X4RL-4030-NSNW	\$1806.27	\$1986.91
	36"(914mm)	14"(356mm)	X4RL-4036-NSNW	1936.06	2129.67
	42"(1067mm)	14"(356mm)	X4RL-4042-NSNW	2077.75	2284.33
	48"(1219mm)	14"(356mm)	X4RL-4048-NSNW	2207.54	2427.09
	54"(1372mm)	14"(356mm)	X4RL-4054-NSNW	2337.33	2569.85
	60"(1524mm)	14"(356mm)	X4RL-4060-NSNW	2467.12	2712.61
	66"(1676mm)	14"(356mm)	X4RL-4066-NSNW	2596.91	2855.37
	72"(1829mm)	14"(356mm)	X4RL-4072-NSNW	2726.70	2998.13
	78"(1981mm)	14"(356mm)	X4RL-4078-NSNW	2868.39	3152.79
	84"(2134mm)	14"(356mm)	X4RL-4084-NSNW	2998.18	3295.55
	90"(2286mm)	14"(356mm)	X4RL-4090-NSNW	3127.97	3438.31
	96"(2438mm)	14"(356mm)	X4RL-4096-NSNW	3257.76	3581.07
Wood — Legal Depth					
39 7/8"(1013mm)	30"(762mm)	16 1/2"(419mm)	X4RD-4030-NSNW	\$1952.29	\$2147.52
	36"(914mm)	16 1/2"(419mm)	X4RD-4036-NSNW	2082.08	2290.28
	42"(1067mm)	16 1/2"(419mm)	X4RD-4042-NSNW	2223.77	2444.94
	48"(1219mm)	16 1/2"(419mm)	X4RD-4048-NSNW	2353.56	2587.70
	54"(1372mm)	16 1/2"(419mm)	X4RD-4054-NSNW	2483.35	2730.46
	60"(1524mm)	16 1/2"(419mm)	X4RD-4060-NSNW	2613.14	2873.22
	66"(1676mm)	16 1/2"(419mm)	X4RD-4066-NSNW	2742.93	3015.98
	72"(1829mm)	16 1/2"(419mm)	X4RD-4072-NSNW	2872.72	3158.74
	78"(1981mm)	16 1/2"(419mm)	X4RD-4078-NSNW	3014.41	3313.40
	84"(2134mm)	16 1/2"(419mm)	X4RD-4084-NSNW	3144.20	3456.16
	90"(2286mm)	16 1/2"(419mm)	X4RD-4090-NSNW	3273.99	3598.92
	96"(2438mm)	16 1/2"(419mm)	X4RD-4096-NSNW	3403.78	3741.68

This page intentionally blank

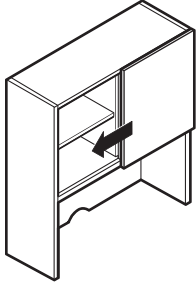
Masters Series

Vertical Storage Units with Sliding Door

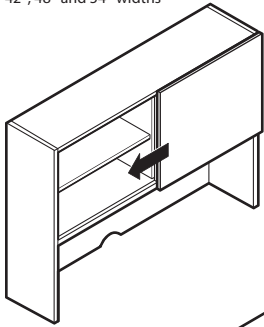
Vertical Storage Unit — 2H with Sliding Door



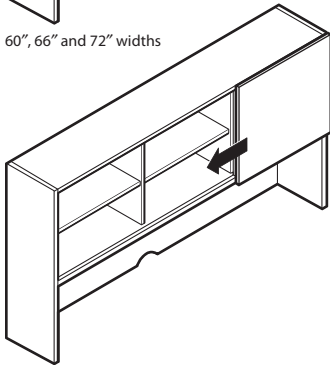
30" and 36" widths



42", 48" and 54" widths



60", 66" and 72" widths



78", 84", 90" and 96" widths

X4RL-NW
X4RD-NW
X5RL-NL
X5RD-NL
X7RL-NP
X7RD-NP

Features

- Includes storage cabinet(s) with one sliding door, 2"(51mm) integrated light valance, one adjustable shelf, vertical supports and attachment material.
- Units 30"-72"(762mm-1829mm) wide include two equal width sections divided by one inset intermediate center support.
- Units 78"-96"(1981mm-2438mm) wide include three equal width sections divided by two inset intermediate center supports.
- Sliding door width is equal to one section width (one-half or one-third of unit width).
- Includes internally mounted sliding door track top and bottom with bumpers at each end.
- Locks not available.
- 23 3/8"(594mm) clearance between top of worksurface and bottom of light valance.
- Standard unfinished two-piece back.
- The underside of the cabinet and front of lower section:
 - Laminate/Paint - the underside of the cabinet and front of lower section is finished.
 - Wood - the underside of the cabinet is finished, the lower section is unfinished.
- Unfinished clearcoat wireway scallop in bottom center of back panel.
- One interior 3/4"(19mm) thick wood shelf with $\pm 1/4"$ (32mm) adjustment range.
- Shipped assembled.

Specification Tips

- Designed to stack on equal width credenza, 2H storage cabinet or 2H lateral file. Refer to Stack-on Application Rules in Specification Guide.
- Accommodates separately specified tackboards and lighting accessories.
- Aligns with 6H storage units.
- Not designed for application where back of unit is visible.

To Order, Specify:

- 1) Product number.
- 2) Finish code (laminated, paint, or wood).
- 3) Laminate edge trim color (if laminate specified).

Masters Series

Vertical Storage Units with Sliding Door

Height	Width	Depth	Number	Laminate		Paint A
				A	B	
Laminate — Letter Depth						
52 1/2"(1334mm)	30"(762mm)	14"(356mm)	X5RL-5230-NSNL	\$1492.60	\$1566.21	
	36"(914mm)	14"(356mm)	X5RL-5236-NSNL	1602.12	1684.66	
	42"(1067mm)	14"(356mm)	X5RL-5242-NSNL	1723.54	1815.01	
	48"(1219mm)	14"(356mm)	X5RL-5248-NSNL	1833.06	1933.46	
	54"(1372mm)	14"(356mm)	X5RL-5254-NSNL	1942.58	2051.91	
	60"(1524mm)	14"(356mm)	X5RL-5260-NSNL	2052.10	2170.36	
	66"(1676mm)	14"(356mm)	X5RL-5266-NSNL	2161.62	2288.81	
	72"(1829mm)	14"(356mm)	X5RL-5272-NSNL	2271.14	2407.26	
	78"(1981mm)	14"(356mm)	X5RL-5278-NSNL	2392.56	2537.61	
	84"(2134mm)	14"(356mm)	X5RL-5284-NSNL	2502.08	2656.06	
	90"(2286mm)	14"(356mm)	X5RL-5290-NSNL	2611.60	2774.51	
	96"(2438mm)	14"(356mm)	X5RL-5296-NSNL	2721.12	2892.96	
Laminate — Legal Depth						
52 1/2"(1334mm)	30"(762mm)	16 1/2"(419mm)	X5RD-5230-NSNL	\$1600.76	\$1683.02	
	36"(914mm)	16 1/2"(419mm)	X5RD-5236-NSNL	1710.28	1801.47	
	42"(1067mm)	16 1/2"(419mm)	X5RD-5242-NSNL	1831.70	1931.82	
	48"(1219mm)	16 1/2"(419mm)	X5RD-5248-NSNL	1941.22	2050.27	
	54"(1372mm)	16 1/2"(419mm)	X5RD-5254-NSNL	2050.74	2168.72	
	60"(1524mm)	16 1/2"(419mm)	X5RD-5260-NSNL	2160.26	2287.17	
	66"(1676mm)	16 1/2"(419mm)	X5RD-5266-NSNL	2269.78	2405.62	
	72"(1829mm)	16 1/2"(419mm)	X5RD-5272-NSNL	2379.30	2524.07	
	78"(1981mm)	16 1/2"(419mm)	X5RD-5278-NSNL	2500.72	2654.42	
	84"(2134mm)	16 1/2"(419mm)	X5RD-5284-NSNL	2610.24	2772.87	
	90"(2286mm)	16 1/2"(419mm)	X5RD-5290-NSNL	2719.76	2891.32	
	96"(2438mm)	16 1/2"(419mm)	X5RD-5296-NSNL	2829.28	3009.77	
Paint — Letter Depth						
52 1/2"(1334mm)	30"(762mm)	14"(356mm)	X7RL-5230-NSNP			\$2130.75
	36"(914mm)	14"(356mm)	X7RL-5236-NSNP			2298.40
	42"(1067mm)	14"(356mm)	X7RL-5242-NSNP			2477.95
	48"(1219mm)	14"(356mm)	X7RL-5248-NSNP			2645.60
	54"(1372mm)	14"(356mm)	X7RL-5254-NSNP			2813.25
	60"(1524mm)	14"(356mm)	X7RL-5260-NSNP			2980.90
	66"(1676mm)	14"(356mm)	X7RL-5266-NSNP			3148.55
	72"(1829mm)	14"(356mm)	X7RL-5272-NSNP			3316.20
	78"(1981mm)	14"(356mm)	X7RL-5278-NSNP			3495.75
	84"(2134mm)	14"(356mm)	X7RL-5284-NSNP			3663.40
	90"(2286mm)	14"(356mm)	X7RL-5290-NSNP			3831.05
	96"(2438mm)	14"(356mm)	X7RL-5296-NSNP			3998.70
Paint — Legal Depth						
52 1/2"(1334mm)	30"(762mm)	16 1/2"(419mm)	X7RD-5230-NSNP			\$2276.77
	36"(914mm)	16 1/2"(419mm)	X7RD-5236-NSNP			2444.42
	42"(1067mm)	16 1/2"(419mm)	X7RD-5242-NSNP			2623.97
	48"(1219mm)	16 1/2"(419mm)	X7RD-5248-NSNP			2791.62
	54"(1372mm)	16 1/2"(419mm)	X7RD-5254-NSNP			2959.27
	60"(1524mm)	16 1/2"(419mm)	X7RD-5260-NSNP			3126.92
	66"(1676mm)	16 1/2"(419mm)	X7RD-5266-NSNP			3294.57
	72"(1829mm)	16 1/2"(419mm)	X7RD-5272-NSNP			3462.22
	78"(1981mm)	16 1/2"(419mm)	X7RD-5278-NSNP			3641.77
	84"(2134mm)	16 1/2"(419mm)	X7RD-5284-NSNP			3809.42
	90"(2286mm)	16 1/2"(419mm)	X7RD-5290-NSNP			3977.07
	96"(2438mm)	16 1/2"(419mm)	X7RD-5296-NSNP			4144.72

Masters Series

Vertical Storage Units with Sliding Door

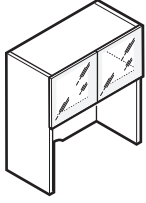
Height	Width	Depth	Number	Wood Group A	Group B
Wood — Letter Depth					
52 1/2"(1334mm)	30"(762mm)	14"(356mm)	X4RL-5230-NSNW	\$2130.75	\$2343.83
	36"(914mm)	14"(356mm)	X4RL-5236-NSNW	2298.40	2528.24
	42"(1067mm)	14"(356mm)	X4RL-5242-NSNW	2477.95	2724.55
	48"(1219mm)	14"(356mm)	X4RL-5248-NSNW	2645.60	2908.96
	54"(1372mm)	14"(356mm)	X4RL-5254-NSNW	2813.25	3093.37
	60"(1524mm)	14"(356mm)	X4RL-5260-NSNW	2980.90	3277.78
	66"(1676mm)	14"(356mm)	X4RL-5266-NSNW	3148.55	3462.19
	72"(1829mm)	14"(356mm)	X4RL-5272-NSNW	3316.20	3646.60
	78"(1981mm)	14"(356mm)	X4RL-5278-NSNW	3495.75	3842.91
	84"(2134mm)	14"(356mm)	X4RL-5284-NSNW	3663.40	4027.32
	90"(2286mm)	14"(356mm)	X4RL-5290-NSNW	3831.05	4211.73
	96"(2438mm)	14"(356mm)	X4RL-5296-NSNW	3998.70	4396.14
Wood — Legal Depth					
52 1/2"(1334mm)	30"(762mm)	16 1/2"(419mm)	X4RD-5230-NSNW	\$2276.77	\$2504.44
	36"(914mm)	16 1/2"(419mm)	X4RD-5236-NSNW	2444.42	2688.85
	42"(1067mm)	16 1/2"(419mm)	X4RD-5242-NSNW	2623.97	2885.16
	48"(1219mm)	16 1/2"(419mm)	X4RD-5248-NSNW	2791.62	3069.57
	54"(1372mm)	16 1/2"(419mm)	X4RD-5254-NSNW	2959.27	3253.98
	60"(1524mm)	16 1/2"(419mm)	X4RD-5260-NSNW	3126.92	3438.39
	66"(1676mm)	16 1/2"(419mm)	X4RD-5266-NSNW	3294.57	3622.80
	72"(1829mm)	16 1/2"(419mm)	X4RD-5272-NSNW	3462.22	3807.21
	78"(1981mm)	16 1/2"(419mm)	X4RD-5278-NSNW	3641.77	4003.52
	84"(2134mm)	16 1/2"(419mm)	X4RD-5284-NSNW	3809.42	4187.93
	90"(2286mm)	16 1/2"(419mm)	X4RD-5290-NSNW	3977.07	4372.34
	96"(2438mm)	16 1/2"(419mm)	X4RD-5296-NSNW	4144.72	4556.75

This page intentionally blank

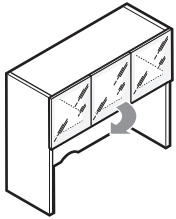
Masters Series

Vertical Storage Units with Glass Hinged Doors

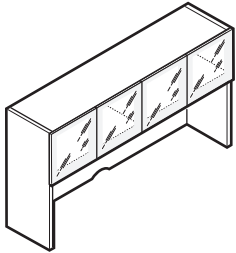
Vertical Storage Unit — 1H with Glass Hinged Doors



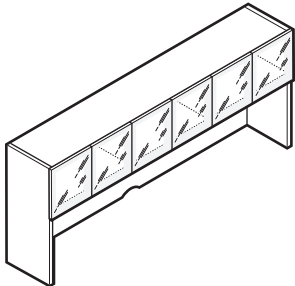
X4SL-NT
X4SD-NT
X5SL-NT
X5SD-NT
X7SL-NT
X7SD-NT
30" and 36" widths



X4SL-LT
X4SD-LT
X5SL-LT
X5SD-LT
X7SL-LT
X7SD-LT
42", 48" and 54" widths
(Left-hand single swing door shown)



X4SL-NT
X4SD-NT
X5SL-NT
X5SD-NT
X7SL-NT
X7SD-NT
60", 66" and 72" widths



X4SL-NT
X4SD-NT
X5SL-NT
X5SD-NT
X7SL-NT
X7SD-NT
78", 84", 90" and 96" widths

Features

- Includes storage cabinet(s) with glass doors, 2"(51mm) integrated light valance, vertical supports and attachment material.
- 42"(1067mm), 48"(1219mm) and 54"(1372mm) wide units available with choice of left or right door swing for single door.
- 23 3/8"(594mm) clearance between top of worksurface and bottom of light valance.
- Locks not available.
- Glass door includes metal frame with metallic powdercoat finish on back side of door.
- The underside of the cabinet and front of lower section:
 - Laminate/Paint - the underside of the cabinet and front of lower section is finished.
 - Wood - the underside of the cabinet is finished, the lower section is unfinished.
- Standard unfinished two-piece back.
- Unfinished clearcoat wireway scallop in bottom center of back panel.
- Glass doors will be field installed.

Specification Tips

- Designed to stack on equal width credenza, 2H storage cabinet or 2H lateral file. Refer to Stack-on Application Rules in Specification Guide.
- Accommodates separately specified tackboards and lighting accessories.
- Aligns with 5H storage units.
- Not designed for application where back of unit is visible.

To Order, Specify:

- 1) Product number, including:

① Single Door Swing Orientation:
(42", 48" and 54" wide only)

L Left-hand

R Right-hand

- 2) Finish code (laminate, paint, or wood).
- 3) Laminate edge trim color (if laminate specified).
- 4) Glass code.
- 5) Trim color for glass frame (required - metallic paint only).

Masters Series

Vertical Storage Units with Glass Hinged Doors

Height	Width	Depth	Number ①	Laminate A Glass				Laminate B Glass			
				A	C	D	F	A	C	D	F
Letter Depth											
39 7/8"(1013mm)	30"(762mm)	14"(356mm)	X5SL-4030-NSNT	\$1653.23	\$1824.05	\$1938.01	\$2093.50	\$1696.49	\$1867.31	\$1981.27	\$2136.76
	36"(914mm)	14"(356mm)	X5SL-4036-NSNT	1761.40	1940.62	2060.19	2221.97	1811.15	1990.37	2109.94	2271.72
	42"(1067mm)	14"(356mm)	X5SL-4042-NS T	1881.47	2069.09	2194.27	2362.34	1937.71	2125.33	2250.51	2418.58
	48"(1219mm)	14"(356mm)	X5SL-4048-NS T	1989.64	2185.66	2316.45	2490.81	2052.37	2248.39	2379.18	2553.54
	54"(1372mm)	14"(356mm)	X5SL-4054-NS T	2097.81	2302.23	2438.63	2619.28	2167.03	2371.45	2507.85	2688.50
	60"(1524mm)	14"(356mm)	X5SL-4060-NSNT	2205.98	2418.80	2560.81	2747.75	2281.69	2494.51	2636.52	2823.46
	66"(1676mm)	14"(356mm)	X5SL-4066-NSNT	2314.15	2535.37	2682.99	2876.22	2396.35	2617.57	2765.19	2958.42
	72"(1829mm)	14"(356mm)	X5SL-4072-NSNT	2422.32	2651.94	2805.17	3004.69	2511.01	2740.63	2893.86	3093.38
	78"(1981mm)	14"(356mm)	X5SL-4078-NSNT	2542.39	2780.41	2939.25	3145.06	2637.57	2875.59	3034.43	3240.24
	84"(2134mm)	14"(356mm)	X5SL-4084-NSNT	2650.56	2896.98	3061.43	3273.53	2752.23	2998.65	3163.10	3375.20
	90"(2286mm)	14"(356mm)	X5SL-4090-NSNT	2758.73	3013.55	3183.61	3402.00	2866.89	3121.71	3291.77	3510.16
	96"(2438mm)	14"(356mm)	X5SL-4096-NSNT	2866.90	3130.12	3305.79	3530.47	2981.55	3244.77	3420.44	3645.12
Legal Depth											
39 7/8"(1013mm)	30"(762mm)	16 1/2"(419mm)	X5SD-4030-NSNT	\$1761.39	\$1932.21	\$2046.17	\$2201.66	\$1813.30	\$1984.12	\$2098.08	\$2253.57
	36"(914mm)	16 1/2"(419mm)	X5SD-4036-NSNT	1869.56	2048.78	2168.35	2330.13	1927.96	2107.18	2226.75	2388.53
	42"(1067mm)	16 1/2"(419mm)	X5SD-4042-NS T	1989.63	2177.25	2302.43	2470.50	2054.52	2242.14	2367.32	2535.39
	48"(1219mm)	16 1/2"(419mm)	X5SD-4048-NS T	2097.80	2293.82	2424.61	2598.97	2169.18	2365.20	2495.99	2670.35
	54"(1372mm)	16 1/2"(419mm)	X5SD-4054-NS T	2205.97	2410.39	2546.79	2727.44	2283.84	2488.26	2624.66	2805.31
	60"(1524mm)	16 1/2"(419mm)	X5SD-4060-NSNT	2314.14	2526.96	2668.97	2855.91	2398.50	2611.32	2753.33	2940.27
	66"(1676mm)	16 1/2"(419mm)	X5SD-4066-NSNT	2422.31	2643.53	2791.15	2984.38	2513.16	2734.38	2882.00	3075.23
	72"(1829mm)	16 1/2"(419mm)	X5SD-4072-NSNT	2530.48	2760.10	2913.33	3112.85	2627.82	2857.44	3010.67	3210.19
	78"(1981mm)	16 1/2"(419mm)	X5SD-4078-NSNT	2650.55	2888.57	3047.41	3253.22	2754.38	2992.40	3151.24	3357.05
	84"(2134mm)	16 1/2"(419mm)	X5SD-4084-NSNT	2758.72	3005.14	3169.59	3381.69	2869.04	3115.46	3279.91	3492.01
	90"(2286mm)	16 1/2"(419mm)	X5SD-4090-NSNT	2866.89	3121.71	3291.77	3510.16	2983.70	3238.52	3408.58	3626.97
	96"(2438mm)	16 1/2"(419mm)	X5SD-4096-NSNT	2975.06	3238.28	3413.95	3638.63	3098.36	3361.58	3537.25	3761.93

Height	Width	Depth	Number ①	Paint A Glass			
				A	C	D	F
Letter Depth							
39 7/8"(1013mm)	30"(762mm)	14"(356mm)	X7SL-4030-NSNT	\$2085.87	\$2256.69	\$2370.65	\$2526.14
	36"(914mm)	14"(356mm)	X7SL-4036-NSNT	2237.30	2416.52	2536.09	2697.87
	42"(1067mm)	14"(356mm)	X7SL-4042-NS T	2400.63	2588.25	2713.43	2881.50
	48"(1219mm)	14"(356mm)	X7SL-4048-NS T	2552.06	2748.08	2878.87	3053.23
	54"(1372mm)	14"(356mm)	X7SL-4054-NS T	2703.49	2907.91	3044.31	3224.96
	60"(1524mm)	14"(356mm)	X7SL-4060-NSNT	2854.92	3067.74	3209.75	3396.69
	66"(1676mm)	14"(356mm)	X7SL-4066-NSNT	3006.35	3227.57	3375.19	3568.42
	72"(1829mm)	14"(356mm)	X7SL-4072-NSNT	3157.78	3387.40	3540.63	3740.15
	78"(1981mm)	14"(356mm)	X7SL-4078-NSNT	3321.11	3559.13	3717.97	3923.78
	84"(2134mm)	14"(356mm)	X7SL-4084-NSNT	3472.54	3718.96	3883.41	4095.51
	90"(2286mm)	14"(356mm)	X7SL-4090-NSNT	3623.97	3878.79	4048.85	4267.24
	96"(2438mm)	14"(356mm)	X7SL-4096-NSNT	3775.40	4038.62	4214.29	4438.97
Legal Depth							
39 7/8"(1013mm)	30"(762mm)	16 1/2"(419mm)	X7SD-4030-NSNT	\$2231.89	\$2402.71	\$2516.67	\$2672.16
	36"(914mm)	16 1/2"(419mm)	X7SD-4036-NSNT	2383.32	2562.54	2682.11	2843.89
	42"(1067mm)	16 1/2"(419mm)	X7SD-4042-NS T	2546.65	2734.27	2859.45	3027.52
	48"(1219mm)	16 1/2"(419mm)	X7SD-4048-NS T	2698.08	2894.10	3024.89	3199.25
	54"(1372mm)	16 1/2"(419mm)	X7SD-4054-NS T	2849.51	3053.93	3190.33	3370.98
	60"(1524mm)	16 1/2"(419mm)	X7SD-4060-NSNT	3000.94	3213.76	3355.77	3542.71
	66"(1676mm)	16 1/2"(419mm)	X7SD-4066-NSNT	3152.37	3373.59	3521.21	3714.44
	72"(1829mm)	16 1/2"(419mm)	X7SD-4072-NSNT	3303.80	3533.42	3686.65	3886.17
	78"(1981mm)	16 1/2"(419mm)	X7SD-4078-NSNT	3467.13	3705.15	3863.99	4069.80
	84"(2134mm)	16 1/2"(419mm)	X7SD-4084-NSNT	3618.56	3864.98	4029.43	4241.53
	90"(2286mm)	16 1/2"(419mm)	X7SD-4090-NSNT	3769.99	4024.81	4194.87	4413.26
	96"(2438mm)	16 1/2"(419mm)	X7SD-4096-NSNT	3921.42	4184.64	4360.31	4584.99

Masters Series

Vertical Storage Units with Glass Hinged Doors

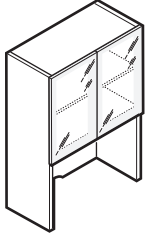
Height	Width	Depth	Number ①	Wood Group A Glass				Wood Group B Glass			
				A	C	D	F	A	C	D	F
Letter Depth											
39 7/8"(1013mm)	30"(762mm)	14"(356mm)	X4SL-4030-NSNT	\$2085.87	\$2256.69	\$2370.65	\$2526.14	\$2184.30	\$2355.12	\$2469.08	\$2624.57
	36"(914mm)	14"(356mm)	X4SL-4036-NSNT	2237.30	2416.52	2536.09	2697.87	2346.10	2525.32	2644.89	2806.67
	42"(1067mm)	14"(356mm)	X4SL-4042-NS T	2400.63	2588.25	2713.43	2881.50	2519.80	2707.42	2832.60	3000.67
	48"(1219mm)	14"(356mm)	X4SL-4048-NS T	2552.06	2748.08	2878.87	3053.23	2681.60	2877.62	3008.41	3182.77
	54"(1372mm)	14"(356mm)	X4SL-4054-NS T	2703.49	2907.91	3044.31	3224.96	2843.40	3047.82	3184.22	3364.87
	60"(1524mm)	14"(356mm)	X4SL-4060-NSNT	2854.92	3067.74	3209.75	3396.69	3005.20	3218.02	3360.03	3546.97
	66"(1676mm)	14"(356mm)	X4SL-4066-NSNT	3006.35	3227.57	3375.19	3568.42	3167.00	3388.22	3535.84	3729.07
	72"(1829mm)	14"(356mm)	X4SL-4072-NSNT	3157.78	3387.40	3540.63	3740.15	3328.80	3558.42	3711.65	3911.17
	78"(1981mm)	14"(356mm)	X4SL-4078-NSNT	3321.11	3559.13	3717.97	3923.78	3502.50	3740.52	3899.36	4105.17
	84"(2134mm)	14"(356mm)	X4SL-4084-NSNT	3472.54	3718.96	3883.41	4095.51	3664.30	3910.72	4075.17	4287.27
	90"(2286mm)	14"(356mm)	X4SL-4090-NSNT	3623.97	3878.79	4048.85	4267.24	3826.10	4080.92	4250.98	4469.37
	96"(2438mm)	14"(356mm)	X4SL-4096-NSNT	3775.40	4038.62	4214.29	4438.97	3987.90	4251.12	4426.79	4651.47
Legal Depth											
39 7/8"(1013mm)	30"(762mm)	16 1/2"(419mm)	X4SD-4030-NSNT	\$2231.89	\$2402.71	\$2516.67	\$2672.16	\$2344.91	\$2515.73	\$2629.69	\$2785.18
	36"(914mm)	16 1/2"(419mm)	X4SD-4036-NSNT	2383.32	2562.54	2682.11	2843.89	2506.71	2685.93	2805.50	2967.28
	42"(1067mm)	16 1/2"(419mm)	X4SD-4042-NS T	2546.65	2734.27	2859.45	3027.52	2680.41	2868.03	2993.21	3161.28
	48"(1219mm)	16 1/2"(419mm)	X4SD-4048-NS T	2698.08	2894.10	3024.89	3199.25	2842.21	3038.23	3169.02	3343.38
	54"(1372mm)	16 1/2"(419mm)	X4SD-4054-NS T	2849.51	3053.93	3190.33	3370.98	3004.01	3208.43	3344.83	3525.48
	60"(1524mm)	16 1/2"(419mm)	X4SD-4060-NSNT	3000.94	3213.76	3355.77	3542.71	3165.81	3378.63	3520.64	3707.58
	66"(1676mm)	16 1/2"(419mm)	X4SD-4066-NSNT	3152.37	3373.59	3521.21	3714.44	3327.61	3548.83	3696.45	3889.68
	72"(1829mm)	16 1/2"(419mm)	X4SD-4072-NSNT	3303.80	3533.42	3686.65	3886.17	3489.41	3719.03	3872.26	4071.78
	78"(1981mm)	16 1/2"(419mm)	X4SD-4078-NSNT	3467.13	3705.15	3863.99	4069.80	3663.11	3901.13	4059.97	4265.78
	84"(2134mm)	16 1/2"(419mm)	X4SD-4084-NSNT	3618.56	3864.98	4029.43	4241.53	3824.91	4071.33	4235.78	4447.88
	90"(2286mm)	16 1/2"(419mm)	X4SD-4090-NSNT	3769.99	4024.81	4194.87	4413.26	3986.71	4241.53	4411.59	4629.98
	96"(2438mm)	16 1/2"(419mm)	X4SD-4096-NSNT	3921.42	4184.64	4360.31	4584.99	4148.51	4411.73	4587.40	4812.08

This page intentionally blank

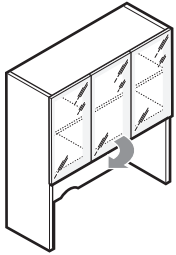
Masters Series

Vertical Storage Units with Glass Hinged Doors

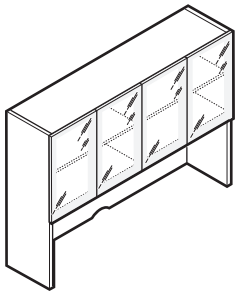
Vertical Storage Unit — 2H with Glass Hinged Doors



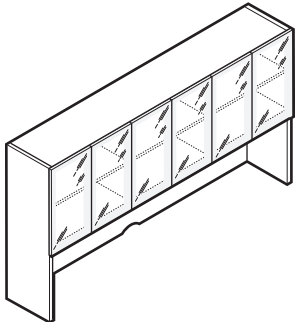
X45L-NT
X45D-NT
X55L-NT
X55D-NT
X75L-NT
X75D-NT
30" and 36" widths



X45L-LT
X45D-LT
X55L-LT
X55D-LT
X75L-LT
X75D-LT
42", 48" and 54" widths
(Left-hand single swing door shown)



X45L-NT
X45D-NT
X55L-NT
X55D-NT
X75L-NT
X75D-NT
60", 66" and 72" widths



X45L-NT
X45D-NT
X55L-NT
X55D-NT
X75L-NT
X75D-NT
78", 84", 90" and 96" widths

Features

- Includes storage cabinet(s) with glass doors, 2"(51mm) integrated light valance, one adjustable shelf, vertical supports and attachment material.
- 42"(1067mm), 48"(1219mm) and 54"(1372mm) wide units available with choice of left or right door swing for single door.
- 23 3/8"(594mm) clearance between top of worksurface and bottom of light valance.
- Locks not available.
- Glass door includes metal frame with metallic powdercoat finish on back side of door.
- The underside of the cabinet and front of lower section:
 - Laminate/Paint - the underside of the cabinet and front of lower section is finished.
 - Wood - the underside of the cabinet is finished, the lower section is unfinished.
- Standard unfinished two-piece back.
- Unfinished clearcoat wireway scallop in bottom center of back panel.
- One interior 3/4"(19mm) thick wood shelf with $\pm 1\ 1/4"$ (32mm) adjustment range.
- Glass doors will be field installed.

Specification Tips

- Designed to stack on equal width credenza, 2H storage cabinet or 2H lateral file. Refer to Stack-on Application Rules in Specification Guide.
- Accommodates separately specified tackboards and lighting accessories.
- Aligns with 6H storage units.
- Not designed for application where back of unit is visible.

To Order, Specify:

- 1) Product number, including:

① Single Door Swing Orientation: (42", 48" and 54" wide only)

L Left-hand

R Right-hand

- 2) Finish code (laminated, paint, or wood).
- 3) Laminate edge trim color (if laminate specified).
- 4) Glass code.
- 5) Trim color for glass frame (required - metallic paint only).

Masters Series

Vertical Storage Units with Glass Hinged Doors

Height	Width	Depth	Number ①	Laminate A Glass				Laminate B Glass			
				A	C	D	F	A	C	D	F
Letter Depth											
52 1/2"(1334mm)	30"(762mm)	14"(356mm)	X5SL-5230-NSNT	\$2190.99	\$2473.39	\$2661.81	\$2900.75	\$2248.31	\$2530.71	\$2719.13	\$2958.07
	36"(914mm)	14"(356mm)	X5SL-5236-NSNT	2324.04	2614.84	2808.87	3054.10	2390.01	2680.81	2874.84	3120.07
	42"(1067mm)	14"(356mm)	X5SL-5242-NS T	2468.99	2768.19	2967.83	3219.35	2543.61	2842.81	3042.45	3293.97
	48"(1219mm)	14"(356mm)	X5SL-5248-NS T	2602.04	2909.64	3114.89	3372.70	2685.31	2992.91	3198.16	3455.97
	54"(1372mm)	14"(356mm)	X5SL-5254-NS T	2735.09	3051.09	3261.95	3526.05	2827.01	3143.01	3353.87	3617.97
	60"(1524mm)	14"(356mm)	X5SL-5260-NSNT	2868.14	3192.54	3409.01	3679.40	2968.71	3293.11	3509.58	3779.97
	66"(1676mm)	14"(356mm)	X5SL-5266-NSNT	3001.19	3333.99	3556.07	3832.75	3110.41	3443.21	3665.29	3941.97
	72"(1829mm)	14"(356mm)	X5SL-5272-NSNT	3134.24	3475.44	3703.13	3986.10	3252.11	3593.31	3821.00	4103.97
	78"(1981mm)	14"(356mm)	X5SL-5278-NSNT	3279.19	3628.79	3862.09	4151.35	3405.71	3755.31	3988.61	4277.87
	84"(2134mm)	14"(356mm)	X5SL-5284-NSNT	3412.24	3770.24	4009.15	4304.70	3547.41	3905.41	4144.32	4439.87
	90"(2286mm)	14"(356mm)	X5SL-5290-NSNT	3545.29	3911.69	4156.21	4458.05	3689.11	4055.51	4300.03	4601.87
	96"(2438mm)	14"(356mm)	X5SL-5296-NSNT	3678.34	4053.14	4303.27	4611.40	3830.81	4205.61	4455.74	4763.87
Legal Depth											
52 1/2"(1334mm)	30"(762mm)	16 1/2"(419mm)	X5SD-5230-NSNT	\$2299.15	\$2581.55	\$2769.97	\$3008.91	\$2365.12	\$2647.52	\$2835.94	\$3074.88
	36"(914mm)	16 1/2"(419mm)	X5SD-5236-NSNT	2432.20	2723.00	2917.03	3162.26	2506.82	2797.62	2991.65	3236.88
	42"(1067mm)	16 1/2"(419mm)	X5SD-5242-NS T	2577.15	2876.35	3075.99	3327.51	2660.42	2959.62	3159.26	3410.78
	48"(1219mm)	16 1/2"(419mm)	X5SD-5248-NS T	2710.20	3017.80	3223.05	3480.86	2802.12	3109.72	3314.97	3572.78
	54"(1372mm)	16 1/2"(419mm)	X5SD-5254-NS T	2843.25	3159.25	3370.11	3634.21	2943.82	3259.82	3470.68	3734.78
	60"(1524mm)	16 1/2"(419mm)	X5SD-5260-NSNT	2976.30	3300.70	3517.17	3787.56	3085.52	3409.92	3626.39	3896.78
	66"(1676mm)	16 1/2"(419mm)	X5SD-5266-NSNT	3109.35	3442.15	3664.23	3940.91	3227.22	3560.02	3782.10	4058.78
	72"(1829mm)	16 1/2"(419mm)	X5SD-5272-NSNT	3242.40	3583.60	3811.29	4094.26	3368.92	3710.12	3937.81	4220.78
	78"(1981mm)	16 1/2"(419mm)	X5SD-5278-NSNT	3387.35	3736.95	3970.25	4259.51	3522.52	3872.12	4105.42	4394.68
	84"(2134mm)	16 1/2"(419mm)	X5SD-5284-NSNT	3520.40	3878.40	4117.31	4412.86	3664.22	4022.22	4261.13	4556.68
	90"(2286mm)	16 1/2"(419mm)	X5SD-5290-NSNT	3653.45	4019.85	4264.37	4566.21	3805.92	4172.32	4416.84	4718.68
	96"(2438mm)	16 1/2"(419mm)	X5SD-5296-NSNT	3786.50	4161.30	4411.43	4719.56	3947.62	4322.42	4572.55	4880.68

Height	Width	Depth	Number ①	Paint A Glass			
				A	C	D	F
Letter Depth							
52 1/2"(1334mm)	30"(762mm)	14"(356mm)	X7SL-5230-NSNT	\$2715.57	\$2997.97	\$3186.39	\$3425.33
	36"(914mm)	14"(356mm)	X7SL-5236-NSNT	2904.86	3195.66	3389.69	3634.92
	42"(1067mm)	14"(356mm)	X7SL-5242-NS T	3106.05	3405.25	3604.89	3856.41
	48"(1219mm)	14"(356mm)	X7SL-5248-NS T	3295.34	3602.94	3808.19	4066.00
	54"(1372mm)	14"(356mm)	X7SL-5254-NS T	3484.63	3800.63	4011.49	4275.59
	60"(1524mm)	14"(356mm)	X7SL-5260-NSNT	3673.92	3998.32	4214.79	4485.18
	66"(1676mm)	14"(356mm)	X7SL-5266-NSNT	3863.21	4196.01	4418.09	4694.77
	72"(1829mm)	14"(356mm)	X7SL-5272-NSNT	4052.50	4393.70	4621.39	4904.36
	78"(1981mm)	14"(356mm)	X7SL-5278-NSNT	4253.69	4603.29	4836.59	5125.85
	84"(2134mm)	14"(356mm)	X7SL-5284-NSNT	4442.98	4800.98	5039.89	5335.44
	90"(2286mm)	14"(356mm)	X7SL-5290-NSNT	4632.27	4998.67	5243.19	5545.03
	96"(2438mm)	14"(356mm)	X7SL-5296-NSNT	4821.56	5196.36	5446.49	5754.62
Legal Depth							
52 1/2"(1334mm)	30"(762mm)	16 1/2"(419mm)	X7SD-5230-NSNT	\$2861.59	\$3143.99	\$3332.41	\$3571.35
	36"(914mm)	16 1/2"(419mm)	X7SD-5236-NSNT	3050.88	3341.68	3535.71	3780.94
	42"(1067mm)	16 1/2"(419mm)	X7SD-5242-NS T	3252.07	3551.27	3750.91	4002.43
	48"(1219mm)	16 1/2"(419mm)	X7SD-5248-NS T	3441.36	3748.96	3954.21	4212.02
	54"(1372mm)	16 1/2"(419mm)	X7SD-5254-NS T	3630.65	3946.65	4157.51	4421.61
	60"(1524mm)	16 1/2"(419mm)	X7SD-5260-NSNT	3819.94	4144.34	4360.81	4631.20
	66"(1676mm)	16 1/2"(419mm)	X7SD-5266-NSNT	4009.23	4342.03	4564.11	4840.79
	72"(1829mm)	16 1/2"(419mm)	X7SD-5272-NSNT	4198.52	4539.72	4767.41	5050.38
	78"(1981mm)	16 1/2"(419mm)	X7SD-5278-NSNT	4399.71	4749.31	4982.61	5271.87
	84"(2134mm)	16 1/2"(419mm)	X7SD-5284-NSNT	4589.00	4947.00	5185.91	5481.46
	90"(2286mm)	16 1/2"(419mm)	X7SD-5290-NSNT	4778.29	5144.69	5389.21	5691.05
	96"(2438mm)	16 1/2"(419mm)	X7SD-5296-NSNT	4967.58	5342.38	5592.51	5900.64

Masters Series

Vertical Storage Units with Glass Hinged Doors

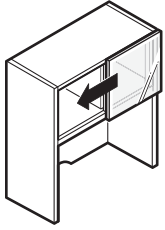
Height	Width	Depth	Number ①	Wood Group A Glass				Wood Group B Glass			
				A	C	D	F	A	C	D	F
Letter Depth											
52 1/2"(1334mm)	30"(762mm)	14"(356mm)	X4SL-5230-NSNT	\$2715.57	\$2997.97	\$3186.39	\$3425.33	\$2841.04	\$3123.44	\$3311.86	\$3550.80
	36"(914mm)	14"(356mm)	X4SL-5236-NSNT	2904.86	3195.66	3389.69	3634.92	3044.47	3335.27	3529.30	3774.53
	42"(1067mm)	14"(356mm)	X4SL-5242-NS T	3106.05	3405.25	3604.89	3856.41	3259.80	3559.00	3758.64	4010.16
	48"(1219mm)	14"(356mm)	X4SL-5248-NS T	3295.34	3602.94	3808.19	4066.00	3463.23	3770.83	3976.08	4233.89
	54"(1372mm)	14"(356mm)	X4SL-5254-NS T	3484.63	3800.63	4011.49	4275.59	3666.66	3982.66	4193.52	4457.62
	60"(1524mm)	14"(356mm)	X4SL-5260-NSNT	3673.92	3998.32	4214.79	4485.18	3870.09	4194.49	4410.96	4681.35
	66"(1676mm)	14"(356mm)	X4SL-5266-NSNT	3863.21	4196.01	4418.09	4694.77	4073.52	4406.32	4628.40	4905.08
	72"(1829mm)	14"(356mm)	X4SL-5272-NSNT	4052.50	4393.70	4621.39	4904.36	4276.95	4618.15	4845.84	5128.81
	78"(1981mm)	14"(356mm)	X4SL-5278-NSNT	4253.69	4603.29	4836.59	5125.85	4492.28	4841.88	5075.18	5364.44
	84"(2134mm)	14"(356mm)	X4SL-5284-NSNT	4442.98	4800.98	5039.89	5335.44	4695.71	5053.71	5292.62	5588.17
	90"(2286mm)	14"(356mm)	X4SL-5290-NSNT	4632.27	4998.67	5243.19	5545.03	4899.14	5265.54	5510.06	5811.90
	96"(2438mm)	14"(356mm)	X4SL-5296-NSNT	4821.56	5196.36	5446.49	5754.62	5102.57	5477.37	5727.50	6035.63
Legal Depth											
52 1/2"(1334mm)	30"(762mm)	16 1/2"(419mm)	X4SD-5230-NSNT	\$2861.59	\$3143.99	\$3332.41	\$3571.35	\$3001.65	\$3284.05	\$3472.47	\$3711.41
	36"(914mm)	16 1/2"(419mm)	X4SD-5236-NSNT	3050.88	3341.68	3535.71	3780.94	3205.08	3495.88	3689.91	3935.14
	42"(1067mm)	16 1/2"(419mm)	X4SD-5242-NS T	3252.07	3551.27	3750.91	4002.43	3420.41	3719.61	3919.25	4170.77
	48"(1219mm)	16 1/2"(419mm)	X4SD-5248-NS T	3441.36	3748.96	3954.21	4212.02	3623.84	3931.44	4136.69	4394.50
	54"(1372mm)	16 1/2"(419mm)	X4SD-5254-NS T	3630.65	3946.65	4157.51	4421.61	3827.27	4143.27	4354.13	4618.23
	60"(1524mm)	16 1/2"(419mm)	X4SD-5260-NSNT	3819.94	4144.34	4360.81	4631.20	4030.70	4355.10	4571.57	4841.96
	66"(1676mm)	16 1/2"(419mm)	X4SD-5266-NSNT	4009.23	4342.03	4564.11	4840.79	4234.13	4566.93	4789.01	5065.69
	72"(1829mm)	16 1/2"(419mm)	X4SD-5272-NSNT	4198.52	4539.72	4767.41	5050.38	4437.56	4778.76	5006.45	5289.42
	78"(1981mm)	16 1/2"(419mm)	X4SD-5278-NSNT	4399.71	4749.31	4982.61	5271.87	4652.89	5002.49	5235.79	5525.05
	84"(2134mm)	16 1/2"(419mm)	X4SD-5284-NSNT	4589.00	4947.00	5185.91	5481.46	4856.32	5214.32	5453.23	5748.78
	90"(2286mm)	16 1/2"(419mm)	X4SD-5290-NSNT	4778.29	5144.69	5389.21	5691.05	5059.75	5426.15	5670.67	5972.51
	96"(2438mm)	16 1/2"(419mm)	X4SD-5296-NSNT	4967.58	5342.38	5592.51	5900.64	5263.18	5637.98	5888.11	6196.24

This page intentionally blank

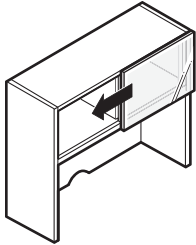
Masters Series

Vertical Storage Units with Glass Sliding Door

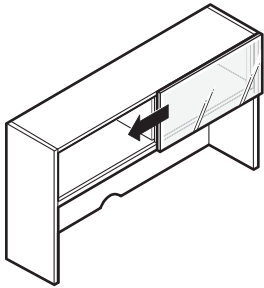
Vertical Storage Unit — 1H with Glass Sliding Door



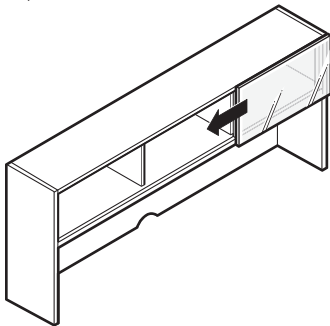
30" and 36" widths



42", 48" and 54" widths



60", 66" and 72" widths



78", 84", 90" and 96" widths

X4LL-NT
X4LD-NT
X5LL-NT
X5LD-NT
X7LL-NT
X7LD-NT

Features

- Includes storage cabinet(s) with one glass sliding door, 2"(51mm) integrated light valance, vertical supports and attachment material.
- Units 30"-72"(762mm-1829mm) wide include two equal width sections divided by one inset intermediate center support.
- Units 78"-96"(1981mm-2438mm) wide include three equal width sections divided by two inset intermediate center supports.
- Locks not available.
- Glass door includes metal frame with metallic powdercoat finish on back side of door.
- Includes internally mounted sliding door track top and bottom with bumpers at each end.
- 23 3/8"(594mm) clearance between top of worksurface and bottom of light valance.
- The underside of the cabinet and front of lower section:
 - Laminate/Paint - the underside of the cabinet and front of lower section is finished.
 - Wood - the underside of the cabinet is finished, the lower section is unfinished.
- Standard unfinished two-piece back.
- Unfinished clearcoat wireway scallop in bottom center of back panel.
- Glass doors will be field installed.

Specification Tips

- Designed to stack on equal width credenza, 2H storage cabinet or 2H lateral file. Refer to Stack-on Application Rules in Specification Guide.
- Accommodates separately specified tackboards and lighting accessories.
- Aligns with 5H storage units.
- Only back-painted glass available as standard; specifying alternate glass may allow for the light valance and hardware to be visible.
- Not designed for application where back of unit is visible.

To Order, Specify:

- 1) Product number.
- 2) Finish code (laminate, paint, or wood).
- 3) Laminate edge trim color (if laminate specified).
- 4) Glass code.
- 5) Trim color for glass frame (required - metallic paint only).

Masters Series

Vertical Storage Units with Glass Sliding Door

Height	Width	Depth	Number	Laminate A Glass				Laminate B Glass			
				A	C	D	F	A	C	D	F
Letter Depth											
39 7/8"(1013mm)	30"(762mm)	14"(356mm)	X5LL-4030-NSNT	\$1503.23	\$1627.46	\$1710.34	\$1803.22	\$1546.49	\$1670.72	\$1753.60	\$1846.48
	36"(914mm)	14"(356mm)	X5LL-4036-NSNT	1608.15	1739.76	1827.58	1927.18	1657.90	1789.51	1877.33	1976.93
	42"(1067mm)	14"(356mm)	X5LL-4042-NSNT	1724.97	1863.96	1956.72	2063.04	1781.21	1920.20	2012.96	2119.28
	48"(1219mm)	14"(356mm)	X5LL-4048-NSNT	1829.89	1976.26	2073.96	2187.00	1892.62	2038.99	2136.69	2249.73
	54"(1372mm)	14"(356mm)	X5LL-4054-NSNT	1934.81	2088.56	2191.20	2310.96	2004.03	2157.78	2260.42	2380.18
	60"(1524mm)	14"(356mm)	X5LL-4060-NSNT	2039.73	2200.86	2308.44	2434.92	2115.44	2276.57	2384.15	2510.63
	66"(1676mm)	14"(356mm)	X5LL-4066-NSNT	2144.65	2313.16	2425.68	2558.88	2226.85	2395.36	2507.88	2641.08
	72"(1829mm)	14"(356mm)	X5LL-4072-NSNT	2249.57	2425.46	2542.92	2682.84	2338.26	2514.15	2631.61	2771.53
	78"(1981mm)	14"(356mm)	X5LL-4078-NSNT	2366.39	2549.66	2672.06	2818.70	2461.57	2644.84	2767.24	2913.88
	84"(2134mm)	14"(356mm)	X5LL-4084-NSNT	2471.31	2661.96	2789.30	2942.66	2572.98	2763.63	2890.97	3044.33
	90"(2286mm)	14"(356mm)	X5LL-4090-NSNT	2576.23	2774.26	2906.54	3066.62	2684.39	2882.42	3014.70	3174.78
	96"(2438mm)	14"(356mm)	X5LL-4096-NSNT	2681.15	2886.56	3023.78	3190.58	2795.80	3001.21	3138.43	3305.23
Legal Depth											
39 7/8"(1013mm)	30"(762mm)	16 1/2"(419mm)	X5LD-4030-NSNT	\$1611.39	\$1735.62	\$1818.50	\$1911.38	\$1663.30	\$1787.53	\$1870.41	\$1963.29
	36"(914mm)	16 1/2"(419mm)	X5LD-4036-NSNT	1716.31	1847.92	1935.74	2035.34	1774.71	1906.32	1994.14	2093.74
	42"(1067mm)	16 1/2"(419mm)	X5LD-4042-NSNT	1833.13	1972.12	2064.88	2171.20	1898.02	2037.01	2129.77	2236.09
	48"(1219mm)	16 1/2"(419mm)	X5LD-4048-NSNT	1938.05	2084.42	2182.12	2295.16	2009.43	2155.80	2253.50	2366.54
	54"(1372mm)	16 1/2"(419mm)	X5LD-4054-NSNT	2042.97	2196.72	2299.36	2419.12	2120.84	2274.59	2377.23	2496.99
	60"(1524mm)	16 1/2"(419mm)	X5LD-4060-NSNT	2147.89	2309.02	2416.60	2543.08	2232.25	2393.38	2500.96	2627.44
	66"(1676mm)	16 1/2"(419mm)	X5LD-4066-NSNT	2252.81	2421.32	2533.84	2667.04	2343.66	2512.17	2624.69	2757.89
	72"(1829mm)	16 1/2"(419mm)	X5LD-4072-NSNT	2357.73	2533.62	2651.08	2791.00	2455.07	2630.96	2748.42	2888.34
	78"(1981mm)	16 1/2"(419mm)	X5LD-4078-NSNT	2474.55	2657.82	2780.22	2926.86	2578.38	2761.65	2884.05	3030.69
	84"(2134mm)	16 1/2"(419mm)	X5LD-4084-NSNT	2579.47	2770.12	2897.46	3050.82	2689.79	2880.44	3007.78	3161.14
	90"(2286mm)	16 1/2"(419mm)	X5LD-4090-NSNT	2684.39	2882.42	3014.70	3174.78	2801.20	2999.23	3131.51	3291.59
	96"(2438mm)	16 1/2"(419mm)	X5LD-4096-NSNT	2789.31	2994.72	3131.94	3298.74	2912.61	3118.02	3255.24	3422.04
Paint A Glass											
Height	Width	Depth	Number	A	C	D	F				
Letter Depth											
39 7/8"(1013mm)	30"(762mm)	14"(356mm)	X7LL-4030-NSNT	\$1935.87	\$2060.10	\$2142.98	\$2235.86				
	36"(914mm)	14"(356mm)	X7LL-4036-NSNT	2084.05	2215.66	2303.48	2403.08				
	42"(1067mm)	14"(356mm)	X7LL-4042-NSNT	2244.13	2383.12	2475.88	2582.20				
	48"(1219mm)	14"(356mm)	X7LL-4048-NSNT	2392.31	2538.68	2636.38	2749.42				
	54"(1372mm)	14"(356mm)	X7LL-4054-NSNT	2540.49	2694.24	2796.88	2916.64				
	60"(1524mm)	14"(356mm)	X7LL-4060-NSNT	2688.67	2849.80	2957.38	3083.86				
	66"(1676mm)	14"(356mm)	X7LL-4066-NSNT	2836.85	3005.36	3117.88	3251.08				
	72"(1829mm)	14"(356mm)	X7LL-4072-NSNT	2985.03	3160.92	3278.38	3418.30				
	78"(1981mm)	14"(356mm)	X7LL-4078-NSNT	3145.11	3328.38	3450.78	3597.42				
	84"(2134mm)	14"(356mm)	X7LL-4084-NSNT	3293.29	3483.94	3611.28	3764.64				
	90"(2286mm)	14"(356mm)	X7LL-4090-NSNT	3441.47	3639.50	3771.78	3931.86				
	96"(2438mm)	14"(356mm)	X7LL-4096-NSNT	3589.65	3795.06	3932.28	4099.08				
Legal Depth											
39 7/8"(1013mm)	30"(762mm)	16 1/2"(419mm)	X7LD-4030-NSNT	\$2081.89	\$2206.12	\$2289.00	\$2381.88				
	36"(914mm)	16 1/2"(419mm)	X7LD-4036-NSNT	2230.07	2361.68	2449.50	2549.10				
	42"(1067mm)	16 1/2"(419mm)	X7LD-4042-NSNT	2390.15	2529.14	2621.90	2728.22				
	48"(1219mm)	16 1/2"(419mm)	X7LD-4048-NSNT	2538.33	2684.70	2782.40	2895.44				
	54"(1372mm)	16 1/2"(419mm)	X7LD-4054-NSNT	2686.51	2840.26	2942.90	3062.66				
	60"(1524mm)	16 1/2"(419mm)	X7LD-4060-NSNT	2834.69	2995.82	3103.40	3229.88				
	66"(1676mm)	16 1/2"(419mm)	X7LD-4066-NSNT	2982.87	3151.38	3263.90	3397.10				
	72"(1829mm)	16 1/2"(419mm)	X7LD-4072-NSNT	3131.05	3306.94	3424.40	3564.32				
	78"(1981mm)	16 1/2"(419mm)	X7LD-4078-NSNT	3291.13	3474.40	3596.80	3743.44				
	84"(2134mm)	16 1/2"(419mm)	X7LD-4084-NSNT	3439.31	3629.96	3757.30	3910.66				
	90"(2286mm)	16 1/2"(419mm)	X7LD-4090-NSNT	3587.49	3785.52	3917.80	4077.88				
	96"(2438mm)	16 1/2"(419mm)	X7LD-4096-NSNT	3735.67	3941.08	4078.30	4245.10				

Masters Series

Vertical Storage Units with Glass Sliding Door

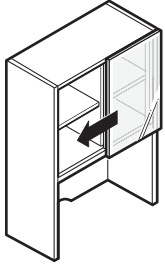
Height	Width	Depth	Number	Wood Group A Glass				Wood Group B Glass			
				A	C	D	F	A	C	D	F
Letter Depth											
39 7/8"(1013mm)	30"(762mm)	14"(356mm)	X4LL-4030-NSNT	\$1935.87	\$2060.10	\$2142.98	\$2235.86	\$2031.06	\$2155.29	\$2238.17	\$2331.05
	36"(914mm)	14"(356mm)	X4LL-4036-NSNT	2084.05	2215.66	2303.48	2403.08	2189.30	2320.91	2408.73	2508.33
	42"(1067mm)	14"(356mm)	X4LL-4042-NSNT	2244.13	2383.12	2475.88	2582.20	2359.44	2498.43	2591.19	2697.51
	48"(1219mm)	14"(356mm)	X4LL-4048-NSNT	2392.31	2538.68	2636.38	2749.42	2517.68	2664.05	2761.75	2874.79
	54"(1372mm)	14"(356mm)	X4LL-4054-NSNT	2540.49	2694.24	2796.88	2916.64	2675.92	2829.67	2932.31	3052.07
	60"(1524mm)	14"(356mm)	X4LL-4060-NSNT	2688.67	2849.80	2957.38	3083.86	2834.16	2995.29	3102.87	3229.35
	66"(1676mm)	14"(356mm)	X4LL-4066-NSNT	2836.85	3005.36	3117.88	3251.08	2992.40	3160.91	3273.43	3406.63
	72"(1829mm)	14"(356mm)	X4LL-4072-NSNT	2985.03	3160.92	3278.38	3418.30	3150.64	3326.53	3443.99	3583.91
	78"(1981mm)	14"(356mm)	X4LL-4078-NSNT	3145.11	3328.38	3450.78	3597.42	3320.78	3504.05	3626.45	3773.09
	84"(2134mm)	14"(356mm)	X4LL-4084-NSNT	3293.29	3483.94	3611.28	3764.64	3479.02	3669.67	3797.01	3950.37
	90"(2286mm)	14"(356mm)	X4LL-4090-NSNT	3441.47	3639.50	3771.78	3931.86	3637.26	3835.29	3967.57	4127.65
	96"(2438mm)	14"(356mm)	X4LL-4096-NSNT	3589.65	3795.06	3932.28	4099.08	3795.50	4000.91	4138.13	4304.93
Legal Depth											
39 7/8"(1013mm)	30"(762mm)	16 1/2"(419mm)	X4LD-4030-NSNT	\$2081.89	\$2206.12	\$2289.00	\$2381.88	\$2191.67	\$2315.90	\$2398.78	\$2491.66
	36"(914mm)	16 1/2"(419mm)	X4LD-4036-NSNT	2230.07	2361.68	2449.50	2549.10	2349.91	2481.52	2569.34	2668.94
	42"(1067mm)	16 1/2"(419mm)	X4LD-4042-NSNT	2390.15	2529.14	2621.90	2728.22	2520.05	2659.04	2751.80	2858.12
	48"(1219mm)	16 1/2"(419mm)	X4LD-4048-NSNT	2538.33	2684.70	2782.40	2895.44	2678.29	2824.66	2922.36	3035.40
	54"(1372mm)	16 1/2"(419mm)	X4LD-4054-NSNT	2686.51	2840.26	2942.90	3062.66	2836.53	2990.28	3092.92	3212.68
	60"(1524mm)	16 1/2"(419mm)	X4LD-4060-NSNT	2834.69	2995.82	3103.40	3229.88	2994.77	3155.90	3263.48	3389.96
	66"(1676mm)	16 1/2"(419mm)	X4LD-4066-NSNT	2982.87	3151.38	3263.90	3397.10	3153.01	3321.52	3434.04	3567.24
	72"(1829mm)	16 1/2"(419mm)	X4LD-4072-NSNT	3131.05	3306.94	3424.40	3564.32	3311.25	3487.14	3604.60	3744.52
	78"(1981mm)	16 1/2"(419mm)	X4LD-4078-NSNT	3291.13	3474.40	3596.80	3743.44	3481.39	3664.66	3787.06	3933.70
	84"(2134mm)	16 1/2"(419mm)	X4LD-4084-NSNT	3439.31	3629.96	3757.30	3910.66	3639.63	3830.28	3957.62	4110.98
	90"(2286mm)	16 1/2"(419mm)	X4LD-4090-NSNT	3587.49	3785.52	3917.80	4077.88	3797.87	3995.90	4128.18	4288.26
	96"(2438mm)	16 1/2"(419mm)	X4LD-4096-NSNT	3735.67	3941.08	4078.30	4245.10	3956.11	4161.52	4298.74	4465.54

This page intentionally blank

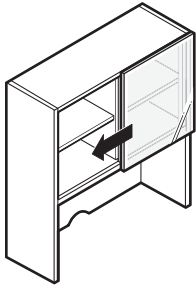
Masters Series

Vertical Storage Units with Glass Sliding Door

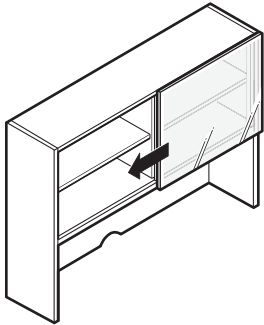
Vertical Storage Unit — 2H with Glass Sliding Door



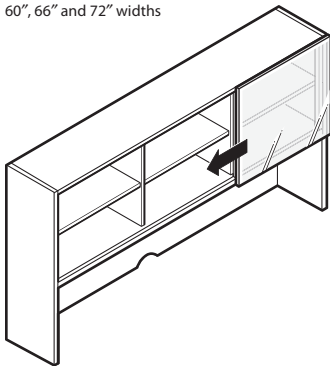
30" and 36" widths



42", 48" and 54" widths



60", 66" and 72" widths



78", 84", 90" and 96" widths

X4LL-NT
X4LD-NT
X5LL-NT
X5LD-NT
X7LL-NT
X7LD-NT

Features

- Includes storage cabinet(s) with one glass sliding door, 2"(51mm) integrated light valance, one adjustable shelf, vertical supports and attachment material.
- Unfinished clearcoat wireway scallop in bottom center of back panel.
- Units 30"-72"(762mm-1829mm) wide include two equal width sections divided by one inset intermediate center support.
- Units 78"-96"(1981mm-2438mm) wide include three equal width sections divided by two inset intermediate center supports.
- Sliding door width is equal to one section width (one-half or one-third of unit width).
- Locks not available.
- Glass door includes metal frame with metallic powdercoat finish on back side of door.
- Includes internally mounted sliding door track top and bottom with bumpers at each end.
- 23 3/8"(594mm) clearance between top of worksurface and bottom of light valance.
- The underside of the cabinet and front of lower section:
 - Laminate/Paint - the underside of the cabinet and front of lower section is finished.
 - Wood - the underside of the cabinet is finished, the lower section is unfinished.
- Standard unfinished two-piece back.
- One interior 3/4"(19mm) thick wood shelf with $\pm 1\ 1/4"$ (32mm) adjustment range.
- Glass doors will be field installed.

Specification Tips

- Designed to stack on equal width credenza, 2H storage cabinet or 2H lateral file. Refer to Stack-on Application Rules in Specification Guide.
- Accommodates separately specified tackboards and lighting accessories.
- Aligns with 6H storage units.
- Only back-painted glass available as standard; specifying alternate glass may allow for the light valance and hardware to be visible.
- Not designed for application where back of unit is visible.

To Order, Specify:

- 1) Product number.
- 2) Finish code (laminate, paint, or wood).
- 3) Laminate edge trim color (if laminate specified).
- 4) Glass code.
- 5) Trim color for glass frame (required - metallic paint only).

Masters Series

Vertical Storage Units with Glass Sliding Door

Height	Width	Depth	Number	Laminate A Glass				Laminate B Glass			
				A	C	D	F	A	C	D	F
Letter Depth											
52 1/2"(1334mm)	30"(762mm)	14"(356mm)	X5LL-5230-NSNT	\$1917.48	\$2114.93	\$2246.68	\$2406.11	\$1974.80	\$2172.25	\$2304.00	\$2463.43
	36"(914mm)	14"(356mm)	X5LL-5236-NSNT	2047.28	2252.11	2388.80	2554.95	2113.25	2318.08	2454.77	2620.92
	42"(1067mm)	14"(356mm)	X5LL-5242-NSNT	2188.98	2401.19	2542.82	2715.69	2263.60	2475.81	2617.44	2790.31
	48"(1219mm)	14"(356mm)	X5LL-5248-NSNT	2318.78	2538.37	2684.94	2864.53	2402.05	2621.64	2768.21	2947.80
	54"(1372mm)	14"(356mm)	X5LL-5254-NSNT	2448.58	2675.55	2827.06	3013.37	2540.50	2767.47	2918.98	3105.29
	60"(1524mm)	14"(356mm)	X5LL-5260-NSNT	2578.38	2812.73	2969.18	3162.21	2678.95	2913.30	3069.75	3262.78
	66"(1676mm)	14"(356mm)	X5LL-5266-NSNT	2708.18	2949.91	3111.30	3311.05	2817.40	3059.13	3220.52	3420.27
	72"(1829mm)	14"(356mm)	X5LL-5272-NSNT	2837.98	3087.09	3253.42	3459.89	2955.85	3204.96	3371.29	3577.76
	78"(1981mm)	14"(356mm)	X5LL-5278-NSNT	2979.68	3236.17	3407.44	3620.63	3106.20	3362.69	3533.96	3747.15
	84"(2134mm)	14"(356mm)	X5LL-5284-NSNT	3109.48	3373.35	3549.56	3769.47	3244.65	3508.52	3684.73	3904.64
	90"(2286mm)	14"(356mm)	X5LL-5290-NSNT	3239.28	3510.53	3691.68	3918.31	3383.10	3654.35	3835.50	4062.13
	96"(2438mm)	14"(356mm)	X5LL-5296-NSNT	3369.08	3647.71	3833.80	4067.15	3521.55	3800.18	3986.27	4219.62
Legal Depth											
52 1/2"(1334mm)	30"(762mm)	16 1/2"(419mm)	X5LD-5230-NSNT	\$2025.64	\$2223.09	\$2354.84	\$2514.27	\$2091.61	\$2289.06	\$2420.81	\$2580.24
	36"(914mm)	16 1/2"(419mm)	X5LD-5236-NSNT	2155.44	2360.27	2496.96	2663.11	2230.06	2434.89	2571.58	2737.73
	42"(1067mm)	16 1/2"(419mm)	X5LD-5242-NSNT	2297.14	2509.35	2650.98	2823.85	2380.41	2592.62	2734.25	2907.12
	48"(1219mm)	16 1/2"(419mm)	X5LD-5248-NSNT	2426.94	2646.53	2793.10	2972.69	2518.86	2738.45	2885.02	3064.61
	54"(1372mm)	16 1/2"(419mm)	X5LD-5254-NSNT	2556.74	2783.71	2935.22	3121.53	2657.31	2884.28	3035.79	3222.10
	60"(1524mm)	16 1/2"(419mm)	X5LD-5260-NSNT	2686.54	2920.89	3077.34	3270.37	2795.76	3030.11	3186.56	3379.59
	66"(1676mm)	16 1/2"(419mm)	X5LD-5266-NSNT	2816.34	3058.07	3219.46	3419.21	2934.21	3175.94	3337.33	3537.08
	72"(1829mm)	16 1/2"(419mm)	X5LD-5272-NSNT	2946.14	3195.25	3361.58	3568.05	3072.66	3321.77	3488.10	3694.57
	78"(1981mm)	16 1/2"(419mm)	X5LD-5278-NSNT	3087.84	3344.33	3515.60	3728.79	3223.01	3479.50	3650.77	3863.96
	84"(2134mm)	16 1/2"(419mm)	X5LD-5284-NSNT	3217.64	3481.51	3657.72	3877.63	3361.46	3625.33	3801.54	4021.45
	90"(2286mm)	16 1/2"(419mm)	X5LD-5290-NSNT	3347.44	3618.69	3799.84	4026.47	3499.91	3771.16	3952.31	4178.94
	96"(2438mm)	16 1/2"(419mm)	X5LD-5296-NSNT	3477.24	3755.87	3941.96	4175.31	3638.36	3916.99	4103.08	4336.43

Height	Width	Depth	Number	Paint A Glass			
				A	C	D	F
Letter Depth							
52 1/2"(1334mm)	30"(762mm)	14"(356mm)	X7LL-5230-NSNT	\$2442.06	\$2639.51	\$2771.26	\$2930.69
	36"(914mm)	14"(356mm)	X7LL-5236-NSNT	2628.10	2832.93	2969.62	3135.77
	42"(1067mm)	14"(356mm)	X7LL-5242-NSNT	2826.04	3038.25	3179.88	3352.75
	48"(1219mm)	14"(356mm)	X7LL-5248-NSNT	3012.08	3231.67	3378.24	3557.83
	54"(1372mm)	14"(356mm)	X7LL-5254-NSNT	3198.12	3425.09	3576.60	3762.91
	60"(1524mm)	14"(356mm)	X7LL-5260-NSNT	3384.16	3618.51	3774.96	3967.99
	66"(1676mm)	14"(356mm)	X7LL-5266-NSNT	3570.20	3811.93	3973.32	4173.07
	72"(1829mm)	14"(356mm)	X7LL-5272-NSNT	3756.24	4005.35	4171.68	4378.15
	78"(1981mm)	14"(356mm)	X7LL-5278-NSNT	3954.18	4210.67	4381.94	4595.13
	84"(2134mm)	14"(356mm)	X7LL-5284-NSNT	4140.22	4404.09	4580.30	4800.21
	90"(2286mm)	14"(356mm)	X7LL-5290-NSNT	4326.26	4597.51	4778.66	5005.29
	96"(2438mm)	14"(356mm)	X7LL-5296-NSNT	4512.30	4790.93	4977.02	5210.37
Legal Depth							
52 1/2"(1334mm)	30"(762mm)	16 1/2"(419mm)	X7LD-5230-NSNT	\$2588.08	\$2785.53	\$2917.28	\$3076.71
	36"(914mm)	16 1/2"(419mm)	X7LD-5236-NSNT	2774.12	2978.95	3115.64	3281.79
	42"(1067mm)	16 1/2"(419mm)	X7LD-5242-NSNT	2972.06	3184.27	3325.90	3498.77
	48"(1219mm)	16 1/2"(419mm)	X7LD-5248-NSNT	3158.10	3377.69	3524.26	3703.85
	54"(1372mm)	16 1/2"(419mm)	X7LD-5254-NSNT	3344.14	3571.11	3722.62	3908.93
	60"(1524mm)	16 1/2"(419mm)	X7LD-5260-NSNT	3530.18	3764.53	3920.98	4114.01
	66"(1676mm)	16 1/2"(419mm)	X7LD-5266-NSNT	3716.22	3957.95	4119.34	4319.09
	72"(1829mm)	16 1/2"(419mm)	X7LD-5272-NSNT	3902.26	4151.37	4317.70	4524.17
	78"(1981mm)	16 1/2"(419mm)	X7LD-5278-NSNT	4100.20	4356.69	4527.96	4741.15
	84"(2134mm)	16 1/2"(419mm)	X7LD-5284-NSNT	4286.24	4550.11	4726.32	4946.23
	90"(2286mm)	16 1/2"(419mm)	X7LD-5290-NSNT	4472.28	4743.53	4924.68	5151.31
	96"(2438mm)	16 1/2"(419mm)	X7LD-5296-NSNT	4658.32	4936.95	5123.04	5356.39

Masters Series

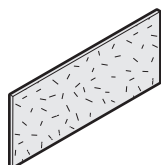
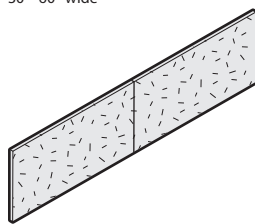
Vertical Storage Units with Glass Sliding Door

Height	Width	Depth	Number	Wood Group A Glass				Wood Group B Glass			
				A	C	D	F	A	C	D	F
Letter Depth											
52 1/2"(1334mm)	30"(762mm)	14"(356mm)	X4LL-5230-NSNT	\$2442.06	\$2639.51	\$2771.26	\$2930.69	\$2566.45	\$2763.90	\$2895.65	\$3055.08
	36"(914mm)	14"(356mm)	X4LL-5236-NSNT	2628.10	2832.93	2969.62	3135.77	2766.34	2971.17	3107.86	3274.01
	42"(1067mm)	14"(356mm)	X4LL-5242-NSNT	2826.04	3038.25	3179.88	3352.75	2978.13	3190.34	3331.97	3504.84
	48"(1219mm)	14"(356mm)	X4LL-5248-NSNT	3012.08	3231.67	3378.24	3557.83	3178.02	3397.61	3544.18	3723.77
	54"(1372mm)	14"(356mm)	X4LL-5254-NSNT	3198.12	3425.09	3576.60	3762.91	3377.91	3604.88	3756.39	3942.70
	60"(1524mm)	14"(356mm)	X4LL-5260-NSNT	3384.16	3618.51	3774.96	3967.99	3577.80	3812.15	3968.60	4161.63
	66"(1676mm)	14"(356mm)	X4LL-5266-NSNT	3570.20	3811.93	3973.32	4173.07	3777.69	4019.42	4180.81	4380.56
	72"(1829mm)	14"(356mm)	X4LL-5272-NSNT	3756.24	4005.35	4171.68	4378.15	3977.58	4226.69	4393.02	4599.49
	78"(1981mm)	14"(356mm)	X4LL-5278-NSNT	3954.18	4210.67	4381.94	4595.13	4189.37	4445.86	4617.13	4830.32
	84"(2134mm)	14"(356mm)	X4LL-5284-NSNT	4140.22	4404.09	4580.30	4800.21	4389.26	4653.13	4829.34	5049.25
	90"(2286mm)	14"(356mm)	X4LL-5290-NSNT	4326.26	4597.51	4778.66	5005.29	4589.15	4860.40	5041.55	5268.18
	96"(2438mm)	14"(356mm)	X4LL-5296-NSNT	4512.30	4790.93	4977.02	5210.37	4789.04	5067.67	5253.76	5487.11
Legal Depth											
52 1/2"(1334mm)	30"(762mm)	16 1/2"(419mm)	X4LD-5230-NSNT	\$2588.08	\$2785.53	\$2917.28	\$3076.71	\$2727.06	\$2924.51	\$3056.26	\$3215.69
	36"(914mm)	16 1/2"(419mm)	X4LD-5236-NSNT	2774.12	2978.95	3115.64	3281.79	2926.95	3131.78	3268.47	3434.62
	42"(1067mm)	16 1/2"(419mm)	X4LD-5242-NSNT	2972.06	3184.27	3325.90	3498.77	3138.74	3350.95	3492.58	3665.45
	48"(1219mm)	16 1/2"(419mm)	X4LD-5248-NSNT	3158.10	3377.69	3524.26	3703.85	3338.63	3558.22	3704.79	3884.38
	54"(1372mm)	16 1/2"(419mm)	X4LD-5254-NSNT	3344.14	3571.11	3722.62	3908.93	3538.52	3765.49	3917.00	4103.31
	60"(1524mm)	16 1/2"(419mm)	X4LD-5260-NSNT	3530.18	3764.53	3920.98	4114.01	3738.41	3972.76	4129.21	4322.24
	66"(1676mm)	16 1/2"(419mm)	X4LD-5266-NSNT	3716.22	3957.95	4119.34	4319.09	3938.30	4180.03	4341.42	4541.17
	72"(1829mm)	16 1/2"(419mm)	X4LD-5272-NSNT	3902.26	4151.37	4317.70	4524.17	4138.19	4387.30	4553.63	4760.10
	78"(1981mm)	16 1/2"(419mm)	X4LD-5278-NSNT	4100.20	4356.69	4527.96	4741.15	4349.98	4606.47	4777.74	4990.93
	84"(2134mm)	16 1/2"(419mm)	X4LD-5284-NSNT	4286.24	4550.11	4726.32	4946.23	4549.87	4813.74	4989.95	5209.86
	90"(2286mm)	16 1/2"(419mm)	X4LD-5290-NSNT	4472.28	4743.53	4924.68	5151.31	4749.76	5021.01	5202.16	5428.79
	96"(2438mm)	16 1/2"(419mm)	X4LD-5296-NSNT	4658.32	4936.95	5123.04	5356.39	4949.65	5228.28	5414.37	5647.72

Masters Series

Tackboards for Vertical Storage Units

	Height	Width	Number	Fabric Grade		
				A	B	C
Tackboards — Vertical Storage Units — Fabric	24"(610mm)	27 1/2"(699mm)	MTVD-2430	\$223.30	\$249.50	\$279.19
		33 1/2"(851mm)	MTVD-2436	238.44	266.91	299.18
		39 1/2"(1003mm)	MTVD-2442	253.58	284.32	319.17
		45 1/2"(1156mm)	MTVD-2448	268.72	301.73	339.16
		51 1/2"(1308mm)	MTVD-2454	283.86	319.14	359.15
		57 1/2"(1461mm)	MTVD-2460	299.00	336.55	379.14
		63 1/2"(1613mm)	MTVD-2466	382.22	439.56	504.59
		69 1/2"(1765mm)	MTVD-2472	416.82	479.35	550.27
		75 1/2"(1918mm)	MTVD-2478	451.42	519.14	595.95
		81 1/2"(2070mm)	MTVD-2484	486.02	558.93	641.63
		87 1/2"(2223mm)	MTVD-2490	520.62	598.72	687.31
		93 1/2"(2375mm)	MTVD-2496	555.22	638.51	732.99

MTVD
30"–60" wideMTVD
66"–96" wide**Feature**

- Tackboards over 60"(1524mm) wide include two fabric sections.

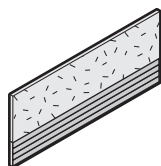
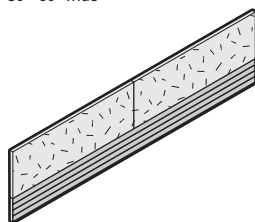
Specification Tips

- Designed to mount on lower back panel of vertical storage unit.
- Tackboard widths are nominal; Catalog Number indicates width of Vertical Storage Unit for which the tackboard is to be used.

To Order, Specify:

- Product number.
- Fabric code.

	Height	Width	Number	Fabric Grade		
				A	B	C
Tackboards — Vertical Storage Units — Fabric and Slat Rail	24"(610mm)	27 1/2"(699mm)	MTSV-2430	\$392.39	\$404.66	\$412.83
		33 1/2"(851mm)	MTSV-2436	417.98	430.94	439.68
		39 1/2"(1003mm)	MTSV-2442	443.57	457.22	466.53
		45 1/2"(1156mm)	MTSV-2448	469.16	483.50	493.38
		51 1/2"(1308mm)	MTSV-2454	494.75	509.78	520.23
		57 1/2"(1461mm)	MTSV-2460	520.34	536.06	547.08
		63 1/2"(1613mm)	MTSV-2466	596.18	615.94	630.87
		69 1/2"(1765mm)	MTSV-2472	645.06	666.43	682.51
		75 1/2"(1918mm)	MTSV-2478	693.94	716.92	734.15
		81 1/2"(2070mm)	MTSV-2484	742.82	767.41	785.79
		87 1/2"(2223mm)	MTSV-2490	791.70	817.90	837.43
		93 1/2"(2375mm)	MTSV-2496	832.98	874.29	907.56

MTSV
30"–60" wideMTSV
66"–96" wide**Features**

- Includes fabric covered tackboard(s) with slat rail.
- Tackboards over 60"(1524mm) wide include two fabric sections.
- Optional slat rail is one full-width section.

Specification Tips

- Designed to mount on lower back panel of vertical storage unit.
- Slat rail accommodates separately specified Jump Stuff slat rail tools.
- Tackboard widths are nominal; Catalog Number indicates width of Vertical Storage Unit for which the tackboard is to be used.

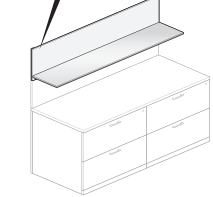
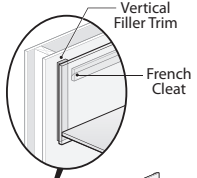
To Order, Specify:

- Product number.
- Fabric code.
- Trim code for slat rail.

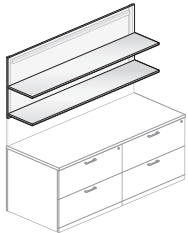
Masters Series

Open Sided Shelf

1H and 2H



ULWL-1730-NSN
ULWD-1730-NSN



ULWL-2930-NSN
ULWD-2930-NSN

Features

- Includes shelf with back panel with vertical filler trim attached on each side, 4"(102mm)H French cleat with anti-dislodgement feature and attachment hardware.
- Available in Laminate or Wood.
- Laminate shelf available from 30"(762mm) to 120"(3048mm) wide.
- Wood shelf available from 30"(762mm) to 96"(2438mm) wide.
- Shelf available in letter and legal depth.
- 1H has one fixed shelf.
- 2H has two fixed shelves.
- Ships unassembled.

Specification Tips

- Must be properly anchored to a structural wall.
- Anchors are not provided, must be field supplied.
- Product application options for adjacent 1H and 2H upper storage components; Open Sided Shelf and Overhead Storage :
 - 1H adjacent to 1H - installed 69" (1753mm) above finished floor to the top of upper storage.
 - 2H adjacent to 2H - installed 81 5/8" (2073mm) above finished floor to the top of upper storage.
 - 1H adjacent to 2H - 1H upper storage component to be installed 69"(1753mm) above finished floor to the top of upper storage for horizontal alignment between adjacent 1H and 2H upper storage components. **If a 1H upper storage component is needed to align with the top of a 2H upper storage component contact Tailored Solutions.**
- Commonly used above a separately specified tackboard.
- If a tackboard is required between 1.5H lower storage and 1.5H or 2H upper storage contact Tailored Solutions; tackboard height is not available as standard product.
- An Open Sided Shelf does not have a front valance and is not recommended for use with a task light; if specified the task light will be visible.

To Order, Specify:

Laminate Surface:

- 1) Product number.
- 2) Laminate surface color.
- 3) Edge trim color.

Wood Surface:

- 1) Product number.
- 2) Wood finish for surface/edge.

Masters Series

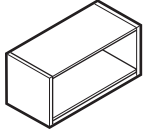
Open Sided Shelf

Nominal Height	Nominal Depth	Nominal Width	Laminate Number	Laminate A	B	Wood Number	Wood Group A	Wood Group B
1H — Letter Depth								
17"(432mm)	14"(356mm)	30"(762mm)	ULWL-1730-NSN	\$ 795.86	\$ 840.78	UXWL-1730-NSN	\$1042.58	\$1057.38
		36"(914mm)	ULWL-1736-NSN	854.17	903.75	UXWL-1736-NSN	1112.08	1131.05
		42"(1067mm)	ULWL-1742-NSN	912.48	966.72	UXWL-1742-NSN	1181.58	1204.72
		48"(1219mm)	ULWL-1748-NSN	970.79	1029.69	UXWL-1748-NSN	1251.08	1278.39
		54"(1372mm)	ULWL-1754-NSN	1029.10	1092.66	UXWL-1754-NSN	1320.58	1352.06
		60"(1524mm)	ULWL-1760-NSN	1087.41	1155.63	UXWL-1760-NSN	1390.08	1425.73
		66"(1676mm)	ULWL-1766-NSN	1145.72	1218.60	UXWL-1766-NSN	1459.58	1499.40
		72"(1829mm)	ULWL-1772-NSN	1204.03	1281.57	UXWL-1772-NSN	1529.08	1573.07
		78"(1981mm)	ULWL-1778-NSN	1262.34	1344.54	UXWL-1778-NSN	1598.58	1646.74
		84"(2134mm)	ULWL-1784-NSN	1320.65	1407.51	UXWL-1784-NSN	1668.08	1720.41
		90"(2286mm)	ULWL-1790-NSN	1378.96	1470.48	UXWL-1790-NSN	1737.58	1794.08
		96"(2438mm)	ULWL-1796-NSN	1437.27	1533.45	UXWL-1796-NSN	1807.08	1867.75
		102"(2591mm)	ULWL-17A2-NSN	1495.58	1596.42	UXWL-17A2-NSN	N/A	N/A
		108"(2743mm)	ULWL-17A8-NSN	1553.89	1659.39	UXWL-17A8-NSN	N/A	N/A
		114"(2896mm)	ULWL-17B4-NSN	1612.20	1722.36	UXWL-17B4-NSN	N/A	N/A
		120"(3048mm)	ULWL-17C0-NSN	1670.51	1785.33	UXWL-17C0-NSN	N/A	N/A
1H — Legal Depth								
	16 1/2"(419mm)	30"(762mm)	ULWD-1730-NSN	\$ 809.16	\$ 855.13	UXWD-1730-NSN	\$1065.88	\$1082.08
		36"(914mm)	ULWD-1736-NSN	867.47	918.10	UXWD-1736-NSN	1135.38	1155.75
		42"(1067mm)	ULWD-1742-NSN	925.78	981.07	UXWD-1742-NSN	1204.88	1229.42
		48"(1219mm)	ULWD-1748-NSN	984.09	1044.04	UXWD-1748-NSN	1274.38	1303.09
		54"(1372mm)	ULWD-1754-NSN	1042.40	1107.01	UXWD-1754-NSN	1343.88	1376.76
		60"(1524mm)	ULWD-1760-NSN	1100.71	1169.98	UXWD-1760-NSN	1413.38	1450.43
		66"(1676mm)	ULWD-1766-NSN	1159.02	1232.95	UXWD-1766-NSN	1482.88	1524.10
		72"(1829mm)	ULWD-1772-NSN	1217.33	1295.92	UXWD-1772-NSN	1552.38	1597.77
		78"(1981mm)	ULWD-1778-NSN	1275.64	1358.89	UXWD-1778-NSN	1621.88	1671.44
		84"(2134mm)	ULWD-1784-NSN	1333.95	1421.86	UXWD-1784-NSN	1691.38	1745.11
		90"(2286mm)	ULWD-1790-NSN	1392.26	1484.83	UXWD-1790-NSN	1760.88	1818.78
		96"(2438mm)	ULWD-1796-NSN	1450.57	1547.80	UXWD-1796-NSN	1830.38	1892.45
		102"(2591mm)	ULWD-17A2-NSN	1508.88	1610.77	UXWD-17A2-NSN	N/A	N/A
		108"(2743mm)	ULWD-17A8-NSN	1567.19	1673.74	UXWD-17A8-NSN	N/A	N/A
		114"(2896mm)	ULWD-17B4-NSN	1625.50	1736.71	UXWD-17B4-NSN	N/A	N/A
		120"(3048mm)	ULWD-17C0-NSN	1683.81	1799.68	UXWD-17C0-NSN	N/A	N/A
2H — Letter Depth								
29"(737mm)	14"(356mm)	30"(762mm)	ULWL-2930-NSN	\$ 842.27	\$ 890.96	UXWL-2930-NSN	\$1103.81	\$1122.25
		36"(914mm)	ULWL-2936-NSN	900.58	953.93	UXWL-2936-NSN	1173.31	1195.92
		42"(1067mm)	ULWL-2942-NSN	958.89	1016.90	UXWL-2942-NSN	1242.81	1269.59
		48"(1219mm)	ULWL-2948-NSN	1017.20	1079.87	UXWL-2948-NSN	1312.31	1343.26
		54"(1372mm)	ULWL-2954-NSN	1075.51	1142.84	UXWL-2954-NSN	1381.81	1416.93
		60"(1524mm)	ULWL-2960-NSN	1133.82	1205.81	UXWL-2960-NSN	1451.31	1490.60
		66"(1676mm)	ULWL-2966-NSN	1192.13	1268.78	UXWL-2966-NSN	1520.81	1564.27
		72"(1829mm)	ULWL-2972-NSN	1250.44	1331.75	UXWL-2972-NSN	1590.31	1637.94
		78"(1981mm)	ULWL-2978-NSN	1308.75	1394.72	UXWL-2978-NSN	1659.81	1711.61
		84"(2134mm)	ULWL-2984-NSN	1367.06	1457.69	UXWL-2984-NSN	1729.31	1785.28
		90"(2286mm)	ULWL-2990-NSN	1425.37	1520.66	UXWL-2990-NSN	1798.81	1858.95
		96"(2438mm)	ULWL-2996-NSN	1483.68	1583.63	UXWL-2996-NSN	1868.31	1932.62
		102"(2591mm)	ULWL-29A2-NSN	1541.99	1646.60	UXWL-29A2-NSN	N/A	N/A
		108"(2743mm)	ULWL-29A8-NSN	1600.30	1709.57	UXWL-29A8-NSN	N/A	N/A
		114"(2896mm)	ULWL-29B4-NSN	1658.61	1772.54	UXWL-29B4-NSN	N/A	N/A
		120"(3048mm)	ULWL-29C0-NSN	1716.92	1835.51	UXWL-29C0-NSN	N/A	N/A
2H — Legal Depth								
	16 1/2"(419mm)	30"(762mm)	ULWD-2930-NSN	\$ 855.57	\$ 905.31	UXWD-2930-NSN	\$1127.11	\$1146.95
		36"(914mm)	ULWD-2936-NSN	913.88	968.28	UXWD-2936-NSN	1196.61	1220.62
		42"(1067mm)	ULWD-2942-NSN	972.19	1031.25	UXWD-2942-NSN	1266.11	1294.29
		48"(1219mm)	ULWD-2948-NSN	1030.50	1094.22	UXWD-2948-NSN	1335.61	1367.96
		54"(1372mm)	ULWD-2954-NSN	1088.81	1157.19	UXWD-2954-NSN	1405.11	1441.63
		60"(1524mm)	ULWD-2960-NSN	1147.12	1220.16	UXWD-2960-NSN	1474.61	1515.30
		66"(1676mm)	ULWD-2966-NSN	1205.43	1283.13	UXWD-2966-NSN	1544.11	1588.97
		72"(1829mm)	ULWD-2972-NSN	1263.74	1346.10	UXWD-2972-NSN	1613.61	1662.64
		78"(1981mm)	ULWD-2978-NSN	1322.05	1409.07	UXWD-2978-NSN	1683.11	1736.31
		84"(2134mm)	ULWD-2984-NSN	1380.36	1472.04	UXWD-2984-NSN	1752.61	1809.98
		90"(2286mm)	ULWD-2990-NSN	1438.67	1535.01	UXWD-2990-NSN	1822.11	1883.65
		96"(2438mm)	ULWD-2996-NSN	1496.98	1597.98	UXWD-2996-NSN	1891.61	1957.32
		102"(2591mm)	ULWD-29A2-NSN	1555.29	1660.95	UXWD-29A2-NSN	N/A	N/A
		108"(2743mm)	ULWD-29A8-NSN	1613.60	1723.92	UXWD-29A8-NSN	N/A	N/A
		114"(2896mm)	ULWD-29B4-NSN	1671.91	1786.89	UXWD-29B4-NSN	N/A	N/A
		120"(3048mm)	ULWD-29C0-NSN	1730.22	1849.86	UXWD-29C0-NSN	N/A	N/A

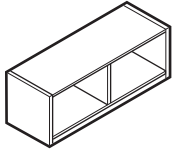
Masters Series

Overhead Storage Units Open

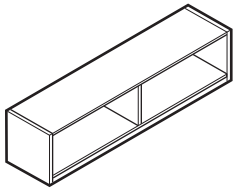
Overhead Storage Units — 1H Open



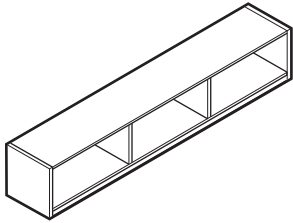
30" and 36" widths



42", 48" and 54" widths



60", 66" and 72" widths



78", 84", 90" and 96" widths
ULNL-SN
ULND-SN
UPNL-SN
UPND-SN
UXNL-SN
UXND-SN

Features

- Includes storage cabinet(s) with 2"(51mm) integrated light valance and 4"(102mm) French cleat with anti-dislodgement feature.
- Shipped assembled.

Specification Tips

- Accommodates separately specified tackboards and lighting accessories.
- Must be properly anchored to a structural wall.
- Anchors are not provided, must be field supplied.

To Order, Specify:

- 1) Product number.
- 2) Finish code (laminated, paint, or wood).
- 3) Laminate edge trim color (if laminate specified).

Masters Series

Overhead Storage Units Open

Height	Width	Depth	Number	Laminate		Paint A
				A	B	
Laminate — Letter Depth						
16 9/16"(421mm)	30"(762mm)	14"(356mm)	ULNL-1730-NSN	\$ 778.75	\$ 822.01	
	36"(914mm)	14"(356mm)	ULNL-1736-NSN	859.87	909.62	
	42"(1067mm)	14"(356mm)	ULNL-1742-NSN	952.89	1009.13	
	48"(1219mm)	14"(356mm)	ULNL-1748-NSN	1034.01	1096.74	
	54"(1372mm)	14"(356mm)	ULNL-1754-NSN	1115.13	1184.35	
	60"(1524mm)	14"(356mm)	ULNL-1760-NSN	1196.25	1271.96	
	66"(1676mm)	14"(356mm)	ULNL-1766-NSN	1277.37	1359.57	
	72"(1829mm)	14"(356mm)	ULNL-1772-NSN	1358.49	1447.18	
	78"(1981mm)	14"(356mm)	ULNL-1778-NSN	1451.51	1546.69	
	84"(2134mm)	14"(356mm)	ULNL-1784-NSN	1532.63	1634.30	
	90"(2286mm)	14"(356mm)	ULNL-1790-NSN	1613.75	1721.91	
	96"(2438mm)	14"(356mm)	ULNL-1796-NSN	1694.87	1809.52	
Laminate — Legal Depth						
16 9/16"(421mm)	30"(762mm)	16 1/2"(419mm)	ULND-1730-NSN	\$ 886.91	\$ 938.82	
	36"(914mm)	16 1/2"(419mm)	ULND-1736-NSN	968.03	1026.43	
	42"(1067mm)	16 1/2"(419mm)	ULND-1742-NSN	1061.05	1125.94	
	48"(1219mm)	16 1/2"(419mm)	ULND-1748-NSN	1142.17	1213.55	
	54"(1372mm)	16 1/2"(419mm)	ULND-1754-NSN	1223.29	1301.16	
	60"(1524mm)	16 1/2"(419mm)	ULND-1760-NSN	1304.41	1388.77	
	66"(1676mm)	16 1/2"(419mm)	ULND-1766-NSN	1385.53	1476.38	
	72"(1829mm)	16 1/2"(419mm)	ULND-1772-NSN	1466.65	1563.99	
	78"(1981mm)	16 1/2"(419mm)	ULND-1778-NSN	1559.67	1663.50	
	84"(2134mm)	16 1/2"(419mm)	ULND-1784-NSN	1640.79	1751.11	
	90"(2286mm)	16 1/2"(419mm)	ULND-1790-NSN	1721.91	1838.72	
	96"(2438mm)	16 1/2"(419mm)	ULND-1796-NSN	1803.03	1926.33	
Paint — Letter Depth						
16 9/16"(421mm)	30"(762mm)	14"(356mm)	UPNL-1730-NSN			\$1211.39
	36"(914mm)	14"(356mm)	UPNL-1736-NSN			1335.77
	42"(1067mm)	14"(356mm)	UPNL-1742-NSN			1472.05
	48"(1219mm)	14"(356mm)	UPNL-1748-NSN			1596.43
	54"(1372mm)	14"(356mm)	UPNL-1754-NSN			1720.81
	60"(1524mm)	14"(356mm)	UPNL-1760-NSN			1845.19
	66"(1676mm)	14"(356mm)	UPNL-1766-NSN			1969.57
	72"(1829mm)	14"(356mm)	UPNL-1772-NSN			2093.95
	78"(1981mm)	14"(356mm)	UPNL-1778-NSN			2230.23
	84"(2134mm)	14"(356mm)	UPNL-1784-NSN			2354.61
	90"(2286mm)	14"(356mm)	UPNL-1790-NSN			2478.99
	96"(2438mm)	14"(356mm)	UPNL-1796-NSN			2603.37
Paint — Legal Depth						
16 9/16"(421mm)	30"(762mm)	16 1/2"(419mm)	UPND-1730-NSN			\$1357.41
	36"(914mm)	16 1/2"(419mm)	UPND-1736-NSN			1481.79
	42"(1067mm)	16 1/2"(419mm)	UPND-1742-NSN			1618.07
	48"(1219mm)	16 1/2"(419mm)	UPND-1748-NSN			1742.45
	54"(1372mm)	16 1/2"(419mm)	UPND-1754-NSN			1866.83
	60"(1524mm)	16 1/2"(419mm)	UPND-1760-NSN			1991.21
	66"(1676mm)	16 1/2"(419mm)	UPND-1766-NSN			2115.59
	72"(1829mm)	16 1/2"(419mm)	UPND-1772-NSN			2239.97
	78"(1981mm)	16 1/2"(419mm)	UPND-1778-NSN			2376.25
	84"(2134mm)	16 1/2"(419mm)	UPND-1784-NSN			2500.63
	90"(2286mm)	16 1/2"(419mm)	UPND-1790-NSN			2625.01
	96"(2438mm)	16 1/2"(419mm)	UPND-1796-NSN			2749.39

Masters Series

Overhead Storage Units Open

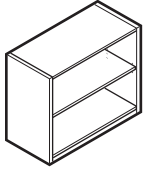
Height	Width	Depth	Number	Wood Group A	Group B
Wood — Letter Depth					
16 9/16"(421mm)	30"(762mm)	14"(356mm)	UXNL-1730-NSN	\$1211.39	\$1332.53
	36"(914mm)	14"(356mm)	UXNL-1736-NSN	1335.77	1469.35
	42"(1067mm)	14"(356mm)	UXNL-1742-NSN	1472.05	1618.07
	48"(1219mm)	14"(356mm)	UXNL-1748-NSN	1596.43	1754.89
	54"(1372mm)	14"(356mm)	UXNL-1754-NSN	1720.81	1891.71
	60"(1524mm)	14"(356mm)	UXNL-1760-NSN	1845.19	2028.53
	66"(1676mm)	14"(356mm)	UXNL-1766-NSN	1969.57	2165.35
	72"(1829mm)	14"(356mm)	UXNL-1772-NSN	2093.95	2302.17
	78"(1981mm)	14"(356mm)	UXNL-1778-NSN	2230.23	2450.89
	84"(2134mm)	14"(356mm)	UXNL-1784-NSN	2354.61	2587.71
	90"(2286mm)	14"(356mm)	UXNL-1790-NSN	2478.99	2724.53
	96"(2438mm)	14"(356mm)	UXNL-1796-NSN	2603.37	2861.35
Wood — Legal Depth					
16 9/16"(421mm)	30"(762mm)	16 1/2"(419mm)	UXND-1730-NSN	\$1357.41	\$1493.15
	36"(914mm)	16 1/2"(419mm)	UXND-1736-NSN	1481.79	1629.97
	42"(1067mm)	16 1/2"(419mm)	UXND-1742-NSN	1618.07	1778.69
	48"(1219mm)	16 1/2"(419mm)	UXND-1748-NSN	1742.45	1915.51
	54"(1372mm)	16 1/2"(419mm)	UXND-1754-NSN	1866.83	2052.33
	60"(1524mm)	16 1/2"(419mm)	UXND-1760-NSN	1991.21	2189.15
	66"(1676mm)	16 1/2"(419mm)	UXND-1766-NSN	2115.59	2325.97
	72"(1829mm)	16 1/2"(419mm)	UXND-1772-NSN	2239.97	2462.79
	78"(1981mm)	16 1/2"(419mm)	UXND-1778-NSN	2376.25	2611.51
	84"(2134mm)	16 1/2"(419mm)	UXND-1784-NSN	2500.63	2748.33
	90"(2286mm)	16 1/2"(419mm)	UXND-1790-NSN	2625.01	2885.15
	96"(2438mm)	16 1/2"(419mm)	UXND-1796-NSN	2749.39	3021.97

This page intentionally blank

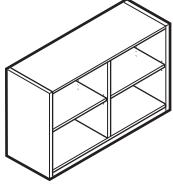
Masters Series

Overhead Storage Units Open

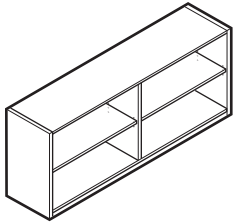
Overhead Storage Units — 2H Open



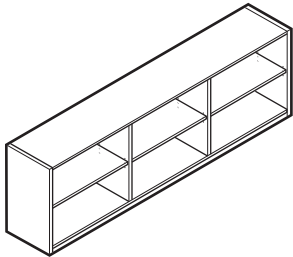
30" and 36" widths



42", 48" and 54" widths



60", 66" and 72" widths



78", 84", 90" and 96" widths

ULNL-SN
ULND-SN
UPNL-SN
UPND-SN
UXNL-SN
UXND-SN

Features

- Includes storage cabinet(s) with 2"(51mm) integrated light valance, one adjustable shelf and 4"(102mm) French cleat with anti-dislodgement feature.
- Shipped assembled.

Specification Tips

- Accommodates separately specified tackboards and lighting accessories.
- Must be properly anchored to a structural wall.
- Anchors are not provided, must be field supplied.

To Order, Specify:

- 1) Product number.
- 2) Finish code (laminated, paint, or wood).
- 3) Laminate edge trim color (if laminate specified).

Masters Series

Overhead Storage Units Open

Height	Width	Depth	Number	Laminate		Paint A
				A	B	
Laminate — Letter Depth						
29 1/8"(740mm)	30"(762mm)	14"(356mm)	ULNL-2930-NSN	\$ 948.19	\$1004.89	
	36"(914mm)	14"(356mm)	ULNL-2936-NSN	1054.19	1119.54	
	42"(1067mm)	14"(356mm)	ULNL-2942-NSN	1172.09	1246.09	
	48"(1219mm)	14"(356mm)	ULNL-2948-NSN	1278.09	1360.74	
	54"(1372mm)	14"(356mm)	ULNL-2954-NSN	1384.09	1475.39	
	60"(1524mm)	14"(356mm)	ULNL-2960-NSN	1490.09	1590.04	
	66"(1676mm)	14"(356mm)	ULNL-2966-NSN	1596.09	1704.69	
	72"(1829mm)	14"(356mm)	ULNL-2972-NSN	1702.09	1819.34	
	78"(1981mm)	14"(356mm)	ULNL-2978-NSN	1819.99	1945.89	
	84"(2134mm)	14"(356mm)	ULNL-2984-NSN	1925.99	2060.54	
	90"(2286mm)	14"(356mm)	ULNL-2990-NSN	2031.99	2175.19	
96"(2438mm)	14"(356mm)	ULNL-2996-NSN	2137.99	2289.84		
Laminate — Legal Depth						
29 1/8"(740mm)	30"(762mm)	16 1/2"(419mm)	ULND-2930-NSN	\$1056.35	\$1121.70	
	36"(914mm)	16 1/2"(419mm)	ULND-2936-NSN	1162.35	1236.35	
	42"(1067mm)	16 1/2"(419mm)	ULND-2942-NSN	1280.25	1362.90	
	48"(1219mm)	16 1/2"(419mm)	ULND-2948-NSN	1386.25	1477.55	
	54"(1372mm)	16 1/2"(419mm)	ULND-2954-NSN	1492.25	1592.20	
	60"(1524mm)	16 1/2"(419mm)	ULND-2960-NSN	1598.25	1706.85	
	66"(1676mm)	16 1/2"(419mm)	ULND-2966-NSN	1704.25	1821.50	
	72"(1829mm)	16 1/2"(419mm)	ULND-2972-NSN	1810.25	1936.15	
	78"(1981mm)	16 1/2"(419mm)	ULND-2978-NSN	1928.15	2062.70	
	84"(2134mm)	16 1/2"(419mm)	ULND-2984-NSN	2034.15	2177.35	
	90"(2286mm)	16 1/2"(419mm)	ULND-2990-NSN	2140.15	2292.00	
96"(2438mm)	16 1/2"(419mm)	ULND-2996-NSN	2246.15	2406.65		
Paint — Letter Depth						
29 1/8"(740mm)	30"(762mm)	14"(356mm)	UPNL-2930-NSN			\$1468.19
	36"(914mm)	14"(356mm)	UPNL-2936-NSN			1630.43
	42"(1067mm)	14"(356mm)	UPNL-2942-NSN			1804.57
	48"(1219mm)	14"(356mm)	UPNL-2948-NSN			1966.81
	54"(1372mm)	14"(356mm)	UPNL-2954-NSN			2129.05
	60"(1524mm)	14"(356mm)	UPNL-2960-NSN			2291.29
	66"(1676mm)	14"(356mm)	UPNL-2966-NSN			2453.53
	72"(1829mm)	14"(356mm)	UPNL-2972-NSN			2615.77
	78"(1981mm)	14"(356mm)	UPNL-2978-NSN			2789.91
	84"(2134mm)	14"(356mm)	UPNL-2984-NSN			2952.15
	90"(2286mm)	14"(356mm)	UPNL-2990-NSN			3114.39
96"(2438mm)	14"(356mm)	UPNL-2996-NSN			3276.63	
Paint — Legal Depth						
29 1/8"(740mm)	30"(762mm)	16 1/2"(419mm)	UPND-2930-NSN			\$1614.21
	36"(914mm)	16 1/2"(419mm)	UPND-2936-NSN			1776.45
	42"(1067mm)	16 1/2"(419mm)	UPND-2942-NSN			1950.59
	48"(1219mm)	16 1/2"(419mm)	UPND-2948-NSN			2112.83
	54"(1372mm)	16 1/2"(419mm)	UPND-2954-NSN			2275.07
	60"(1524mm)	16 1/2"(419mm)	UPND-2960-NSN			2437.31
	66"(1676mm)	16 1/2"(419mm)	UPND-2966-NSN			2599.55
	72"(1829mm)	16 1/2"(419mm)	UPND-2972-NSN			2761.79
	78"(1981mm)	16 1/2"(419mm)	UPND-2978-NSN			2935.93
	84"(2134mm)	16 1/2"(419mm)	UPND-2984-NSN			3098.17
	90"(2286mm)	16 1/2"(419mm)	UPND-2990-NSN			3260.41
96"(2438mm)	16 1/2"(419mm)	UPND-2996-NSN			3422.65	

Masters Series

Overhead Storage Units Open

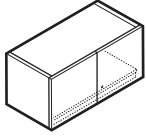
Height	Width	Depth	Number	Wood Group A	Group B
Wood — Letter Depth					
29 1/8"(740mm)	30"(762mm)	14"(356mm)	UXNL-2930-NSN	\$1468.19	\$1615.01
	36"(914mm)	14"(356mm)	UXNL-2936-NSN	1630.43	1793.47
	42"(1067mm)	14"(356mm)	UXNL-2942-NSN	1804.57	1983.83
	48"(1219mm)	14"(356mm)	UXNL-2948-NSN	1966.81	2162.29
	54"(1372mm)	14"(356mm)	UXNL-2954-NSN	2129.05	2340.75
	60"(1524mm)	14"(356mm)	UXNL-2960-NSN	2291.29	2519.21
	66"(1676mm)	14"(356mm)	UXNL-2966-NSN	2453.53	2697.67
	72"(1829mm)	14"(356mm)	UXNL-2972-NSN	2615.77	2876.13
	78"(1981mm)	14"(356mm)	UXNL-2978-NSN	2789.91	3066.49
	84"(2134mm)	14"(356mm)	UXNL-2984-NSN	2952.15	3244.95
	90"(2286mm)	14"(356mm)	UXNL-2990-NSN	3114.39	3423.41
	96"(2438mm)	14"(356mm)	UXNL-2996-NSN	3276.63	3601.87
Wood — Legal Depth					
29 1/8"(740mm)	30"(762mm)	16 1/2"(419mm)	UXND-2930-NSN	\$1614.21	\$1775.63
	36"(914mm)	16 1/2"(419mm)	UXND-2936-NSN	1776.45	1954.09
	42"(1067mm)	16 1/2"(419mm)	UXND-2942-NSN	1950.59	2144.45
	48"(1219mm)	16 1/2"(419mm)	UXND-2948-NSN	2112.83	2322.91
	54"(1372mm)	16 1/2"(419mm)	UXND-2954-NSN	2275.07	2501.37
	60"(1524mm)	16 1/2"(419mm)	UXND-2960-NSN	2437.31	2679.83
	66"(1676mm)	16 1/2"(419mm)	UXND-2966-NSN	2599.55	2858.29
	72"(1829mm)	16 1/2"(419mm)	UXND-2972-NSN	2761.79	3036.75
	78"(1981mm)	16 1/2"(419mm)	UXND-2978-NSN	2935.93	3227.11
	84"(2134mm)	16 1/2"(419mm)	UXND-2984-NSN	3098.17	3405.57
	90"(2286mm)	16 1/2"(419mm)	UXND-2990-NSN	3260.41	3584.03
	96"(2438mm)	16 1/2"(419mm)	UXND-2996-NSN	3422.65	3762.49

This page intentionally blank

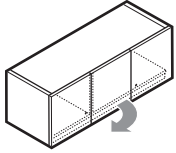
Masters Series

Overhead Storage Units with Hinged Doors

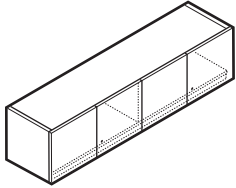
Overhead Storage Units — 1H with Hinged Doors



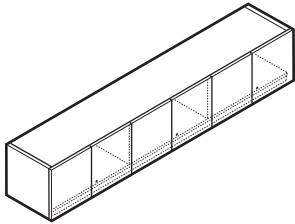
ULOL-SN
ULOD-SN
UPOL-SN
UPOD-SN
UXOL-SN
UXOD-SN
30" and 36" widths



ULOL-SL
ULOD-SL
UPOL-SL
UPOD-SL
UXOL-SL
UXOD-SL
42", 48" and 54" widths
(Left-hand single door swing shown)



ULOL-SN
ULOD-SN
UPOL-SN
UPOD-SN
UXOL-SN
UXOD-SN
60", 66" and 72" widths



ULOL-SN
ULOD-SN
UPOL-SN
UPOD-SN
UXOL-SN
UXOD-SN
78", 84", 90" and 96" widths

Features

- Includes storage cabinet(s) with hinged doors, 2"(51mm) integrated light valance and 4"(102mm) French cleat with anti-dislodgement feature.
- 42"(1067mm), 48"(1219mm) and 54"(1372mm) wide units available with choice of left or right door swing for single door.
- Common keys within each unit.
- Lock plug is available in black or chrome.
- For lock options, refer to Lock Program Price List.
- Shipped assembled.

Specification Tips

- Accommodates separately specified tackboards and lighting accessories.
- Must be properly anchored to a structural wall.
- Anchors are not provided, must be field supplied.

To Order, Specify:

- 1) Product number.

① Lock Option:

- N** No Lock
- L** Lock
30"-36", add **\$122.77** list
42"-72", add **\$245.53** list
78"-96", add **\$368.30** list

② Single Door Swing Orientation:

(42", 48" and 54" wide only)

- L** Left-hand
- R** Right-hand

- 2) Finish code (lamine, paint, or wood).
- 3) Lamine edge trim color (if lamine specified).
- 4) Trim color for lock (if specified).

Masters Series

Overhead Storage Units with Hinged Doors

Height	Width	Depth	Number ① ②	Laminate		Paint A
				A	B	
Laminate — Letter Depth						
16 9/16"(421mm)	30"(762mm)	14"(356mm)	ULOL-1730- SN	\$1043.74	\$1108.20	
	36"(914mm)	14"(356mm)	ULOL-1736- SN	1137.52	1209.54	
	42"(1067mm)	14"(356mm)	ULOL-1742- S	1243.20	1322.78	
	48"(1219mm)	14"(356mm)	ULOL-1748- S	1336.98	1424.12	
	54"(1372mm)	14"(356mm)	ULOL-1754- S	1430.76	1525.46	
	60"(1524mm)	14"(356mm)	ULOL-1760- SN	1524.54	1626.80	
	66"(1676mm)	14"(356mm)	ULOL-1766- SN	1618.32	1728.14	
	72"(1829mm)	14"(356mm)	ULOL-1772- SN	1712.10	1829.48	
	78"(1981mm)	14"(356mm)	ULOL-1778- SN	1817.78	1942.72	
	84"(2134mm)	14"(356mm)	ULOL-1784- SN	1911.56	2044.06	
	90"(2286mm)	14"(356mm)	ULOL-1790- SN	2005.34	2145.40	
	96"(2438mm)	14"(356mm)	ULOL-1796- SN	2099.12	2246.74	
Laminate — Legal Depth						
16 9/16"(421mm)	30"(762mm)	16 1/2"(419mm)	ULOD-1730- SN	\$1151.90	\$1225.01	
	36"(914mm)	16 1/2"(419mm)	ULOD-1736- SN	1245.68	1326.35	
	42"(1067mm)	16 1/2"(419mm)	ULOD-1742- S	1351.36	1439.59	
	48"(1219mm)	16 1/2"(419mm)	ULOD-1748- S	1445.14	1540.93	
	54"(1372mm)	16 1/2"(419mm)	ULOD-1754- S	1538.92	1642.27	
	60"(1524mm)	16 1/2"(419mm)	ULOD-1760- SN	1632.70	1743.61	
	66"(1676mm)	16 1/2"(419mm)	ULOD-1766- SN	1726.48	1844.95	
	72"(1829mm)	16 1/2"(419mm)	ULOD-1772- SN	1820.26	1946.29	
	78"(1981mm)	16 1/2"(419mm)	ULOD-1778- SN	1925.94	2059.53	
	84"(2134mm)	16 1/2"(419mm)	ULOD-1784- SN	2019.72	2160.87	
	90"(2286mm)	16 1/2"(419mm)	ULOD-1790- SN	2113.50	2262.21	
	96"(2438mm)	16 1/2"(419mm)	ULOD-1796- SN	2207.28	2363.55	
Paint — Letter Depth						
16 9/16"(421mm)	30"(762mm)	14"(356mm)	UPOL-1730- SN			\$1644.03
	36"(914mm)	14"(356mm)	UPOL-1736- SN			1787.88
	42"(1067mm)	14"(356mm)	UPOL-1742- S			1943.63
	48"(1219mm)	14"(356mm)	UPOL-1748- S			2087.48
	54"(1372mm)	14"(356mm)	UPOL-1754- S			2231.33
	60"(1524mm)	14"(356mm)	UPOL-1760- SN			2375.18
	66"(1676mm)	14"(356mm)	UPOL-1766- SN			2519.03
	72"(1829mm)	14"(356mm)	UPOL-1772- SN			2662.88
	78"(1981mm)	14"(356mm)	UPOL-1778- SN			2818.63
	84"(2134mm)	14"(356mm)	UPOL-1784- SN			2962.48
	90"(2286mm)	14"(356mm)	UPOL-1790- SN			3106.33
	96"(2438mm)	14"(356mm)	UPOL-1796- SN			3250.18
Paint — Legal Depth						
16 9/16"(421mm)	30"(762mm)	16 1/2"(419mm)	UPOD-1730- SN			\$1790.05
	36"(914mm)	16 1/2"(419mm)	UPOD-1736- SN			1933.90
	42"(1067mm)	16 1/2"(419mm)	UPOD-1742- S			2089.65
	48"(1219mm)	16 1/2"(419mm)	UPOD-1748- S			2233.50
	54"(1372mm)	16 1/2"(419mm)	UPOD-1754- S			2377.35
	60"(1524mm)	16 1/2"(419mm)	UPOD-1760- SN			2521.20
	66"(1676mm)	16 1/2"(419mm)	UPOD-1766- SN			2665.05
	72"(1829mm)	16 1/2"(419mm)	UPOD-1772- SN			2808.90
	78"(1981mm)	16 1/2"(419mm)	UPOD-1778- SN			2964.65
	84"(2134mm)	16 1/2"(419mm)	UPOD-1784- SN			3108.50
	90"(2286mm)	16 1/2"(419mm)	UPOD-1790- SN			3252.35
	96"(2438mm)	16 1/2"(419mm)	UPOD-1796- SN			3396.20

Masters Series

Overhead Storage Units with Hinged Doors

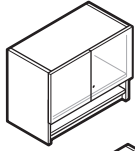
Height	Width	Depth	Number ① ②	Wood Group A	Group B
Wood — Letter Depth					
16 9/16"(421mm)	30"(762mm)	14"(356mm)	UXOL-1730- SN	\$1644.03	\$1808.43
	36"(914mm)	14"(356mm)	UXOL-1736- SN	1787.88	1966.67
	42"(1067mm)	14"(356mm)	UXOL-1742- S	1943.63	2136.81
	48"(1219mm)	14"(356mm)	UXOL-1748- S	2087.48	2295.05
	54"(1372mm)	14"(356mm)	UXOL-1754- S	2231.33	2453.29
	60"(1524mm)	14"(356mm)	UXOL-1760- SN	2375.18	2611.53
	66"(1676mm)	14"(356mm)	UXOL-1766- SN	2519.03	2769.77
	72"(1829mm)	14"(356mm)	UXOL-1772- SN	2662.88	2928.01
	78"(1981mm)	14"(356mm)	UXOL-1778- SN	2818.63	3098.15
	84"(2134mm)	14"(356mm)	UXOL-1784- SN	2962.48	3256.39
	90"(2286mm)	14"(356mm)	UXOL-1790- SN	3106.33	3414.63
	96"(2438mm)	14"(356mm)	UXOL-1796- SN	3250.18	3572.87
Wood — Legal Depth					
16 9/16"(421mm)	30"(762mm)	16 1/2"(419mm)	UXOD-1730- SN	\$1790.05	\$1969.05
	36"(914mm)	16 1/2"(419mm)	UXOD-1736- SN	1933.90	2127.29
	42"(1067mm)	16 1/2"(419mm)	UXOD-1742- S	2089.65	2297.43
	48"(1219mm)	16 1/2"(419mm)	UXOD-1748- S	2233.50	2455.67
	54"(1372mm)	16 1/2"(419mm)	UXOD-1754- S	2377.35	2613.91
	60"(1524mm)	16 1/2"(419mm)	UXOD-1760- SN	2521.20	2772.15
	66"(1676mm)	16 1/2"(419mm)	UXOD-1766- SN	2665.05	2930.39
	72"(1829mm)	16 1/2"(419mm)	UXOD-1772- SN	2808.90	3088.63
	78"(1981mm)	16 1/2"(419mm)	UXOD-1778- SN	2964.65	3258.77
	84"(2134mm)	16 1/2"(419mm)	UXOD-1784- SN	3108.50	3417.01
	90"(2286mm)	16 1/2"(419mm)	UXOD-1790- SN	3252.35	3575.25
	96"(2438mm)	16 1/2"(419mm)	UXOD-1796- SN	3396.20	3733.49

This page intentionally blank

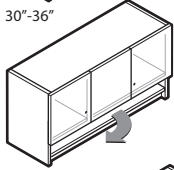
Masters Series

Overhead Storage Units with Hinged Doors

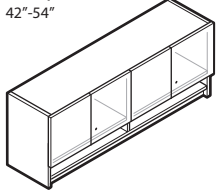
Overhead Storage Units — 1.5H with Hinged Doors



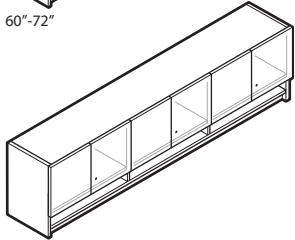
30"-36"



42"-54"



60"-72"



78"-96"

ULQL-SN
ULOD-SN
UPOL-SN
UPOD-SN
UXOL-SN
UXOD-SN
ULQL-SL
ULOD-SL
UPOL-SL
UPOD-SL
UXOL-SL
UXOD-SL

Features

- Includes storage cabinet(s) with hinged doors, 3.25"(83mm) cubbies, 2"(51mm) integrated light valance and 4"(102mm) French cleat with anti-dislodgement feature.
- 42"(1067mm), 48"(1219mm) and 54"(1372mm) wide units available with choice of left or right door swing for single door.
- Common keys within each unit.
- Lock plug is available in black or chrome.
- For lock options, refer to Lock Program Price List.
- Shipped assembled.

Specification Tips

- Accommodates separately specified tackboards and lighting accessories.
- Must be properly anchored to a structural wall.
- Anchors are not provided, must be field supplied.

To Order, Specify:

- 1) Product number, including:

① Lock Option:

- N** No Lock
- L** Lock
30"-36", add **\$122.77** list
42"-72", add **\$245.53** list
78"-96", add **\$368.30** list

② Single Door Swing Orientation:

(42", 48" and 54" wide only)

- L** Left-hand
- R** Right-hand

- 2) Finish code (lamine, paint, or wood).
- 3) Lamine edge trim color (if lamine specified).
- 4) Trim color for lock (if specified).

Masters Series

Overhead Storage Units with Hinged Doors

Height	Width	Depth	Number ① ②	Laminate		Paint A
				A	B	
Laminate — Letter Depth						
21"(533mm)	14"(356mm)	30"(762mm)	ULOL-2130- SN	\$1155.90	\$1229.08	
		36"(914mm)	ULOL-2136- SN	1274.56	1357.46	
		42"(1067mm)	ULOL-2142- S	1405.12	1497.74	
		48"(1219mm)	ULOL-2148- S	1523.78	1626.12	
		54"(1372mm)	ULOL-2154- S	1642.44	1754.50	
		60"(1524mm)	ULOL-2160- SN	1761.10	1882.88	
		66"(1676mm)	ULOL-2166- SN	1879.76	2011.26	
		72"(1829mm)	ULOL-2172- SN	1998.42	2139.64	
		78"(1981mm)	ULOL-2178- SN	2128.98	2279.92	
		84"(2134mm)	ULOL-2184- SN	2247.64	2408.30	
		90"(2286mm)	ULOL-2190- SN	2366.30	2536.68	
96"(2438mm)	ULOL-2196- SN	2484.96	2665.06			
Laminate — Legal Depth						
21"(533mm)	16 1/2"(419mm)	30"(762mm)	ULOD-2130- SN	\$1264.06	\$1345.89	
		36"(914mm)	ULOD-2136- SN	1382.72	1474.27	
		42"(1067mm)	ULOD-2142- S	1513.28	1614.55	
		48"(1219mm)	ULOD-2148- S	1631.94	1742.93	
		54"(1372mm)	ULOD-2154- S	1750.60	1871.31	
		60"(1524mm)	ULOD-2160- SN	1869.26	1999.69	
		66"(1676mm)	ULOD-2166- SN	1987.92	2128.07	
		72"(1829mm)	ULOD-2172- SN	2106.58	2256.45	
		78"(1981mm)	ULOD-2178- SN	2237.14	2396.73	
		84"(2134mm)	ULOD-2184- SN	2355.80	2525.11	
		90"(2286mm)	ULOD-2190- SN	2474.46	2653.49	
96"(2438mm)	ULOD-2196- SN	2593.12	2781.87			
Paint — Letter Depth						
21"(533mm)	14"(356mm)	30"(762mm)	UPOL-2130- SN			\$1815.23
		36"(914mm)	UPOL-2136- SN			1996.94
		42"(1067mm)	UPOL-2142- S			2190.55
		48"(1219mm)	UPOL-2148- S			2372.26
		54"(1372mm)	UPOL-2154- S			2553.97
		60"(1524mm)	UPOL-2160- SN			2735.68
		66"(1676mm)	UPOL-2166- SN			2917.39
		72"(1829mm)	UPOL-2172- SN			3099.10
		78"(1981mm)	UPOL-2178- SN			3292.71
		84"(2134mm)	UPOL-2184- SN			3474.42
		90"(2286mm)	UPOL-2190- SN			3656.13
96"(2438mm)	UPOL-2196- SN			3837.84		
Paint — Legal Depth						
21"(533mm)	16 1/2"(419mm)	30"(762mm)	UPOD-2130- SN			\$1961.25
		36"(914mm)	UPOD-2136- SN			2142.96
		42"(1067mm)	UPOD-2142- S			2336.57
		48"(1219mm)	UPOD-2148- S			2518.28
		54"(1372mm)	UPOD-2154- S			2699.99
		60"(1524mm)	UPOD-2160- SN			2881.70
		66"(1676mm)	UPOD-2166- SN			3063.41
		72"(1829mm)	UPOD-2172- SN			3245.12
		78"(1981mm)	UPOD-2178- SN			3438.73
		84"(2134mm)	UPOD-2184- SN			3620.44
		90"(2286mm)	UPOD-2190- SN			3802.15
96"(2438mm)	UPOD-2196- SN			3983.86		

Masters Series

Overhead Storage Units with Hinged Doors

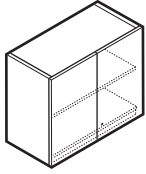
Height	Width	Depth	Number ① ②	Wood Group A	Group B
Wood — Letter Depth					
21"(533mm)	14"(356mm)	30"(762mm)	UXOL-2130- SN	\$1815.23	\$1996.75
		36"(914mm)	UXOL-2136- SN	1996.94	2196.63
		42"(1067mm)	UXOL-2142- S	2190.55	2408.41
		48"(1219mm)	UXOL-2148- S	2372.26	2608.29
		54"(1372mm)	UXOL-2154- S	2553.97	2808.17
		60"(1524mm)	UXOL-2160- SN	2735.68	3008.05
		66"(1676mm)	UXOL-2166- SN	2917.39	3207.93
		72"(1829mm)	UXOL-2172- SN	3099.10	3407.81
		78"(1981mm)	UXOL-2178- SN	3292.71	3619.59
		84"(2134mm)	UXOL-2184- SN	3474.42	3819.47
		90"(2286mm)	UXOL-2190- SN	3656.13	4019.35
		96"(2438mm)	UXOL-2196- SN	3837.84	4219.23
Wood — Legal Depth					
21"(533mm)	16 1/2"(419mm)	30"(762mm)	UXOD-2130- SN	\$1961.25	\$2157.37
		36"(914mm)	UXOD-2136- SN	2142.96	2357.25
		42"(1067mm)	UXOD-2142- S	2336.57	2569.03
		48"(1219mm)	UXOD-2148- S	2518.28	2768.91
		54"(1372mm)	UXOD-2154- S	2699.99	2968.79
		60"(1524mm)	UXOD-2160- SN	2881.70	3168.67
		66"(1676mm)	UXOD-2166- SN	3063.41	3368.55
		72"(1829mm)	UXOD-2172- SN	3245.12	3568.43
		78"(1981mm)	UXOD-2178- SN	3438.73	3780.21
		84"(2134mm)	UXOD-2184- SN	3620.44	3980.09
		90"(2286mm)	UXOD-2190- SN	3802.15	4179.97
		96"(2438mm)	UXOD-2196- SN	3983.86	4379.85

This page intentionally blank

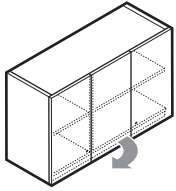
Masters Series

Overhead Storage Units with Hinged Doors

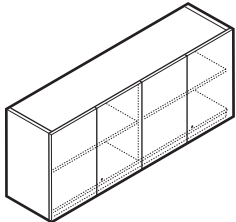
Overhead Storage Units — 2H with Hinged Doors



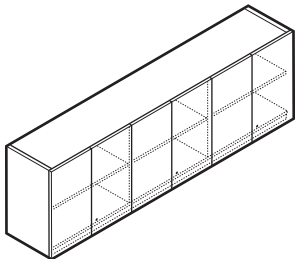
ULOL-SN
ULOD-SN
UPOL-SN
UPOD-SN
UXOL-SN
UXOD-SN
30" and 36" widths



ULOL-SL
ULOD-SL
UPOL-SL
UPOD-SL
UXOL-SL
UXOD-SL
42", 48" and 54" widths
(Left-hand single door swing shown)



ULOL-SN
ULOD-SN
UPOL-SN
UPOD-SN
UXOL-SN
UXOD-SN
60", 66" and 72" widths



ULOL-SN
ULOD-SN
UPOL-SN
UPOD-SN
UXOL-SN
UXOD-SN
78", 84", 90" and 96" widths

Features

- Includes storage cabinet(s) with hinged doors, 2"(51mm) integrated light valance, one adjustable shelf and 4"(102mm) French cleat with anti-dislodgement feature.
- 42"(1067mm), 48"(1219mm) and 54"(1372mm) wide units available with choice of left or right door swing for single door.
- Common keys within each unit.
- Lock plug is available in black or chrome.
- For lock options, refer to Lock Program Price List.
- Shipped assembled.

Specification Tips

- Accommodates separately specified tackboards and lighting accessories.
- Must be properly anchored to a structural wall.
- Anchors are not provided, must be field supplied.

To Order, Specify:

- 1) Product number, including:

① Lock Option:

- N** No Lock
- L** Lock
30"-36", add **\$122.77** list
42"-72", add **\$245.53** list
78"-96", add **\$368.30** list

② Single Door Swing Orientation:

(42", 48" and 54" wide only)

- L** Left-hand
- R** Right-hand

- 2) Finish code (laminate, paint, or wood).
- 3) Laminate edge trim color (if laminate specified).
- 4) Trim color for lock (if specified).

Masters Series

Overhead Storage Units with Hinged Doors

Height	Width	Depth	Number ① ②	Laminate		Paint A
				A	B	
Laminate — Letter Depth						
29 1/8"(740mm)	30"(762mm)	14"(356mm)	ULOL-2930-■ SN	\$1380.22	\$1470.84	
	36"(914mm)	14"(356mm)	ULOL-2936-■ SN	1498.88	1599.22	
	42"(1067mm)	14"(356mm)	ULOL-2942-■ S ■	1629.44	1739.50	
	48"(1219mm)	14"(356mm)	ULOL-2948-■ S ■	1748.10	1867.88	
	54"(1372mm)	14"(356mm)	ULOL-2954-■ S ■	1866.76	1996.26	
	60"(1524mm)	14"(356mm)	ULOL-2960-■ SN	1985.42	2124.64	
	66"(1676mm)	14"(356mm)	ULOL-2966-■ SN	2104.08	2253.02	
	72"(1829mm)	14"(356mm)	ULOL-2972-■ SN	2222.74	2381.40	
	78"(1981mm)	14"(356mm)	ULOL-2978-■ SN	2353.30	2521.68	
	84"(2134mm)	14"(356mm)	ULOL-2984-■ SN	2471.96	2650.06	
	90"(2286mm)	14"(356mm)	ULOL-2990-■ SN	2590.62	2778.44	
96"(2438mm)	14"(356mm)	ULOL-2996-■ SN	2709.28	2906.82		
Laminate — Legal Depth						
29 1/8"(740mm)	30"(762mm)	16 1/2"(419mm)	ULOD-2930-■ SN	\$1488.38	\$1587.65	
	36"(914mm)	16 1/2"(419mm)	ULOD-2936-■ SN	1607.04	1716.03	
	42"(1067mm)	16 1/2"(419mm)	ULOD-2942-■ S ■	1737.60	1856.31	
	48"(1219mm)	16 1/2"(419mm)	ULOD-2948-■ S ■	1856.26	1984.69	
	54"(1372mm)	16 1/2"(419mm)	ULOD-2954-■ S ■	1974.92	2113.07	
	60"(1524mm)	16 1/2"(419mm)	ULOD-2960-■ SN	2093.58	2241.45	
	66"(1676mm)	16 1/2"(419mm)	ULOD-2966-■ SN	2212.24	2369.83	
	72"(1829mm)	16 1/2"(419mm)	ULOD-2972-■ SN	2330.90	2498.21	
	78"(1981mm)	16 1/2"(419mm)	ULOD-2978-■ SN	2461.46	2638.49	
	84"(2134mm)	16 1/2"(419mm)	ULOD-2984-■ SN	2580.12	2766.87	
	90"(2286mm)	16 1/2"(419mm)	ULOD-2990-■ SN	2698.78	2895.25	
96"(2438mm)	16 1/2"(419mm)	ULOD-2996-■ SN	2817.44	3023.63		
Paint — Letter Depth						
29 1/8"(740mm)	30"(762mm)	14"(356mm)	UPOL-2930-■ SN			\$2157.63
	36"(914mm)	14"(356mm)	UPOL-2936-■ SN			2339.34
	42"(1067mm)	14"(356mm)	UPOL-2942-■ S ■			2532.95
	48"(1219mm)	14"(356mm)	UPOL-2948-■ S ■			2714.66
	54"(1372mm)	14"(356mm)	UPOL-2954-■ S ■			2896.37
	60"(1524mm)	14"(356mm)	UPOL-2960-■ SN			3078.08
	66"(1676mm)	14"(356mm)	UPOL-2966-■ SN			3259.79
	72"(1829mm)	14"(356mm)	UPOL-2972-■ SN			3441.50
	78"(1981mm)	14"(356mm)	UPOL-2978-■ SN			3635.11
	84"(2134mm)	14"(356mm)	UPOL-2984-■ SN			3816.82
	90"(2286mm)	14"(356mm)	UPOL-2990-■ SN			3998.53
96"(2438mm)	14"(356mm)	UPOL-2996-■ SN			4180.24	
Paint — Legal Depth						
29 1/8"(740mm)	30"(762mm)	16 1/2"(419mm)	UPOD-2930-■ SN			\$2303.65
	36"(914mm)	16 1/2"(419mm)	UPOD-2936-■ SN			2485.36
	42"(1067mm)	16 1/2"(419mm)	UPOD-2942-■ S ■			2678.97
	48"(1219mm)	16 1/2"(419mm)	UPOD-2948-■ S ■			2860.68
	54"(1372mm)	16 1/2"(419mm)	UPOD-2954-■ S ■			3042.39
	60"(1524mm)	16 1/2"(419mm)	UPOD-2960-■ SN			3224.10
	66"(1676mm)	16 1/2"(419mm)	UPOD-2966-■ SN			3405.81
	72"(1829mm)	16 1/2"(419mm)	UPOD-2972-■ SN			3587.52
	78"(1981mm)	16 1/2"(419mm)	UPOD-2978-■ SN			3781.13
	84"(2134mm)	16 1/2"(419mm)	UPOD-2984-■ SN			3962.84
	90"(2286mm)	16 1/2"(419mm)	UPOD-2990-■ SN			4144.55
96"(2438mm)	16 1/2"(419mm)	UPOD-2996-■ SN			4326.26	

Masters Series

Overhead Storage Units with Hinged Doors

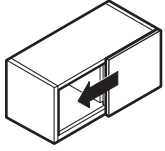
Height	Width	Depth	Number ① ②	Wood Group A	Wood Group B
Wood — Letter Depth					
29 1/8"(740mm)	30"(762mm)	14"(356mm)	UXOL-2930- SN	\$2157.63	\$2373.39
	36"(914mm)	14"(356mm)	UXOL-2936- SN	2339.34	2573.27
	42"(1067mm)	14"(356mm)	UXOL-2942- S	2532.95	2785.05
	48"(1219mm)	14"(356mm)	UXOL-2948- S	2714.66	2984.93
	54"(1372mm)	14"(356mm)	UXOL-2954- S	2896.37	3184.81
	60"(1524mm)	14"(356mm)	UXOL-2960- SN	3078.08	3384.69
	66"(1676mm)	14"(356mm)	UXOL-2966- SN	3259.79	3584.57
	72"(1829mm)	14"(356mm)	UXOL-2972- SN	3441.50	3784.45
	78"(1981mm)	14"(356mm)	UXOL-2978- SN	3635.11	3996.23
	84"(2134mm)	14"(356mm)	UXOL-2984- SN	3816.82	4196.11
	90"(2286mm)	14"(356mm)	UXOL-2990- SN	3998.53	4395.99
	96"(2438mm)	14"(356mm)	UXOL-2996- SN	4180.24	4595.87
Wood — Legal Depth					
29 1/8"(740mm)	30"(762mm)	16 1/2"(419mm)	UXOD-2930- SN	\$2303.65	\$2534.01
	36"(914mm)	16 1/2"(419mm)	UXOD-2936- SN	2485.36	2733.89
	42"(1067mm)	16 1/2"(419mm)	UXOD-2942- S	2678.97	2945.67
	48"(1219mm)	16 1/2"(419mm)	UXOD-2948- S	2860.68	3145.55
	54"(1372mm)	16 1/2"(419mm)	UXOD-2954- S	3042.39	3345.43
	60"(1524mm)	16 1/2"(419mm)	UXOD-2960- SN	3224.10	3545.31
	66"(1676mm)	16 1/2"(419mm)	UXOD-2966- SN	3405.81	3745.19
	72"(1829mm)	16 1/2"(419mm)	UXOD-2972- SN	3587.52	3945.07
	78"(1981mm)	16 1/2"(419mm)	UXOD-2978- SN	3781.13	4156.85
	84"(2134mm)	16 1/2"(419mm)	UXOD-2984- SN	3962.84	4356.73
	90"(2286mm)	16 1/2"(419mm)	UXOD-2990- SN	4144.55	4556.61
	96"(2438mm)	16 1/2"(419mm)	UXOD-2996- SN	4326.26	4756.49

This page intentionally blank

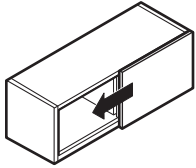
Masters Series

Overhead Storage Units with Sliding Door

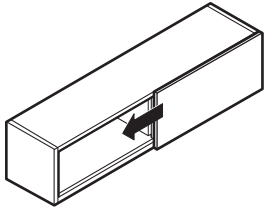
Overhead Storage Units — 1H with Sliding Door



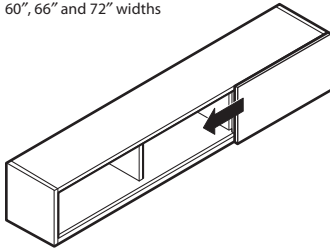
30" and 36" widths



42", 48" and 54" widths



60", 66" and 72" widths



78", 84", 90" and 96" widths

ULRL-SN
ULRD-SN
UPRL-SN
UPRD-SN
UXRL-SN
UXRD-SN

Features

- Includes storage cabinet(s) with one sliding door, 2"(51mm) integrated light valance and 4"(102mm) French cleat with anti-dislodgement feature.
- Units 30"-72"(762mm-1829mm) wide include two equal width sections divided by one inset intermediate center support.
- Units 78"-96"(1981mm-2438mm) wide include three equal width sections divided by two inset intermediate center supports.
- Sliding door width is equal to one section width (one-half or one-third of unit width).
- Locks not available.
- Includes internally mounted sliding door track top and bottom with bumpers at each end.
- Shipped assembled.

Specification Tips

- Accommodates separately specified tackboards and lighting accessories.
- Must be properly anchored to a structural wall.
- Anchors are not provided, must be field supplied.

To Order, Specify:

- 1) Product number.
- 2) Finish code (lamine, paint, or wood).
- 3) Lamine edge trim color (if lamine specified).

Masters Series

Overhead Storage Units with Sliding Door

Height	Width	Depth	Number	Laminate		Paint A
				A	B	
Laminate — Letter Depth						
16 9/16"(421mm)	30"(762mm)	14"(356mm)	ULRL-1730-NSN	\$ 954.51	\$1011.25	
	36"(914mm)	14"(356mm)	ULRL-1736-NSN	1039.15	1102.66	
	42"(1067mm)	14"(356mm)	ULRL-1742-NSN	1135.69	1205.97	
	48"(1219mm)	14"(356mm)	ULRL-1748-NSN	1220.33	1297.38	
	54"(1372mm)	14"(356mm)	ULRL-1754-NSN	1304.97	1388.79	
	60"(1524mm)	14"(356mm)	ULRL-1760-NSN	1389.61	1480.20	
	66"(1676mm)	14"(356mm)	ULRL-1766-NSN	1474.25	1571.61	
	72"(1829mm)	14"(356mm)	ULRL-1772-NSN	1558.89	1663.02	
	78"(1981mm)	14"(356mm)	ULRL-1778-NSN	1655.43	1766.33	
	84"(2134mm)	14"(356mm)	ULRL-1784-NSN	1740.07	1857.74	
	90"(2286mm)	14"(356mm)	ULRL-1790-NSN	1824.71	1949.15	
	96"(2438mm)	14"(356mm)	ULRL-1796-NSN	1909.35	2040.56	
Laminate — Legal Depth						
16 9/16"(421mm)	30"(762mm)	16 1/2"(419mm)	ULRD-1730-NSN	\$1062.67	\$1128.06	
	36"(914mm)	16 1/2"(419mm)	ULRD-1736-NSN	1147.31	1219.47	
	42"(1067mm)	16 1/2"(419mm)	ULRD-1742-NSN	1243.85	1322.78	
	48"(1219mm)	16 1/2"(419mm)	ULRD-1748-NSN	1328.49	1414.19	
	54"(1372mm)	16 1/2"(419mm)	ULRD-1754-NSN	1413.13	1505.60	
	60"(1524mm)	16 1/2"(419mm)	ULRD-1760-NSN	1497.77	1597.01	
	66"(1676mm)	16 1/2"(419mm)	ULRD-1766-NSN	1582.41	1688.42	
	72"(1829mm)	16 1/2"(419mm)	ULRD-1772-NSN	1667.05	1779.83	
	78"(1981mm)	16 1/2"(419mm)	ULRD-1778-NSN	1763.59	1883.14	
	84"(2134mm)	16 1/2"(419mm)	ULRD-1784-NSN	1848.23	1974.55	
	90"(2286mm)	16 1/2"(419mm)	ULRD-1790-NSN	1932.87	2065.96	
	96"(2438mm)	16 1/2"(419mm)	ULRD-1796-NSN	2017.51	2157.37	
Paint — Letter Depth						
16 9/16"(421mm)	30"(762mm)	14"(356mm)	UPRL-1730-NSN			\$1481.79
	36"(914mm)	14"(356mm)	UPRL-1736-NSN			1611.58
	42"(1067mm)	14"(356mm)	UPRL-1742-NSN			1753.27
	48"(1219mm)	14"(356mm)	UPRL-1748-NSN			1883.06
	54"(1372mm)	14"(356mm)	UPRL-1754-NSN			2012.85
	60"(1524mm)	14"(356mm)	UPRL-1760-NSN			2142.64
	66"(1676mm)	14"(356mm)	UPRL-1766-NSN			2272.43
	72"(1829mm)	14"(356mm)	UPRL-1772-NSN			2402.22
	78"(1981mm)	14"(356mm)	UPRL-1778-NSN			2543.91
	84"(2134mm)	14"(356mm)	UPRL-1784-NSN			2673.70
	90"(2286mm)	14"(356mm)	UPRL-1790-NSN			2803.49
	96"(2438mm)	14"(356mm)	UPRL-1796-NSN			2933.28
Paint — Legal Depth						
16 9/16"(421mm)	30"(762mm)	16 1/2"(419mm)	UPRD-1730-NSN			\$1627.81
	36"(914mm)	16 1/2"(419mm)	UPRD-1736-NSN			1757.60
	42"(1067mm)	16 1/2"(419mm)	UPRD-1742-NSN			1899.29
	48"(1219mm)	16 1/2"(419mm)	UPRD-1748-NSN			2029.08
	54"(1372mm)	16 1/2"(419mm)	UPRD-1754-NSN			2158.87
	60"(1524mm)	16 1/2"(419mm)	UPRD-1760-NSN			2288.66
	66"(1676mm)	16 1/2"(419mm)	UPRD-1766-NSN			2418.45
	72"(1829mm)	16 1/2"(419mm)	UPRD-1772-NSN			2548.24
	78"(1981mm)	16 1/2"(419mm)	UPRD-1778-NSN			2689.93
	84"(2134mm)	16 1/2"(419mm)	UPRD-1784-NSN			2819.72
	90"(2286mm)	16 1/2"(419mm)	UPRD-1790-NSN			2949.51
	96"(2438mm)	16 1/2"(419mm)	UPRD-1796-NSN			3079.30

Masters Series

Overhead Storage Units with Sliding Door

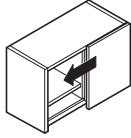
Height	Width	Depth	Number	Wood Group A	Group B
Wood — Letter Depth					
16 9/16"(421mm)	30"(762mm)	14"(356mm)	UXRL-1730-NSN	\$1481.79	\$1629.97
	36"(914mm)	14"(356mm)	UXRL-1736-NSN	1611.58	1772.74
	42"(1067mm)	14"(356mm)	UXRL-1742-NSN	1753.27	1927.41
	48"(1219mm)	14"(356mm)	UXRL-1748-NSN	1883.06	2070.18
	54"(1372mm)	14"(356mm)	UXRL-1754-NSN	2012.85	2212.95
	60"(1524mm)	14"(356mm)	UXRL-1760-NSN	2142.64	2355.72
	66"(1676mm)	14"(356mm)	UXRL-1766-NSN	2272.43	2498.49
	72"(1829mm)	14"(356mm)	UXRL-1772-NSN	2402.22	2641.26
	78"(1981mm)	14"(356mm)	UXRL-1778-NSN	2543.91	2795.93
	84"(2134mm)	14"(356mm)	UXRL-1784-NSN	2673.70	2938.70
	90"(2286mm)	14"(356mm)	UXRL-1790-NSN	2803.49	3081.47
	96"(2438mm)	14"(356mm)	UXRL-1796-NSN	2933.28	3224.24
Wood — Legal Depth					
16 9/16"(421mm)	30"(762mm)	16 1/2"(419mm)	UXRD-1730-NSN	\$1627.81	\$1790.59
	36"(914mm)	16 1/2"(419mm)	UXRD-1736-NSN	1757.60	1933.36
	42"(1067mm)	16 1/2"(419mm)	UXRD-1742-NSN	1899.29	2088.03
	48"(1219mm)	16 1/2"(419mm)	UXRD-1748-NSN	2029.08	2230.80
	54"(1372mm)	16 1/2"(419mm)	UXRD-1754-NSN	2158.87	2373.57
	60"(1524mm)	16 1/2"(419mm)	UXRD-1760-NSN	2288.66	2516.34
	66"(1676mm)	16 1/2"(419mm)	UXRD-1766-NSN	2418.45	2659.11
	72"(1829mm)	16 1/2"(419mm)	UXRD-1772-NSN	2548.24	2801.88
	78"(1981mm)	16 1/2"(419mm)	UXRD-1778-NSN	2689.93	2956.55
	84"(2134mm)	16 1/2"(419mm)	UXRD-1784-NSN	2819.72	3099.32
	90"(2286mm)	16 1/2"(419mm)	UXRD-1790-NSN	2949.51	3242.09
	96"(2438mm)	16 1/2"(419mm)	UXRD-1796-NSN	3079.30	3384.86

This page intentionally blank

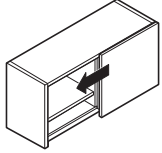
Masters Series

Overhead Storage Units with Sliding Door

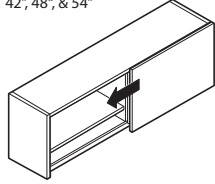
Overhead Storage Units — 1.5H with Sliding Door



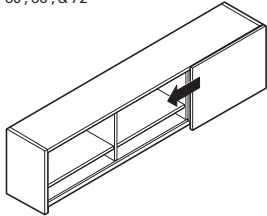
30" & 36"



42", 48", & 54"



60", 66", & 72"



78", 84", 90" & 96"

ULRL-SN
ULRD-SN
UPRL-SN
UPRD-SN
UXRL-SN
UXRD-SN

Features

- Includes storage cabinet(s) with one sliding door, 3.25"(83mm) cubbies, 2"(51mm) integrated light valance and 4"(102mm) French cleat with anti-dislodgement feature.
- Units 30"-72"(762mm-1829mm) wide include two equal width sections divided by one inset intermediate center support.
- Units 78"-96"(1981mm-2438mm) wide include three equal width sections divided by two inset intermediate center supports.
- Sliding door width is equal to one section width (one-half or one-third of unit width).
- Locks not available.
- Includes internally mounted sliding door track top and bottom with bumpers at each end.
- Shipped assembled.

Specification Tips

- Accommodates separately specified tackboards and lighting accessories.
- Must be properly anchored to a structural wall.
- Anchors are not provided, must be field supplied.

To Order, Specify:

- 1) Product number.
- 2) Finish code (laminare, paint, or wood).
- 3) Laminate edge trim color (if laminate specified).

Masters Series

Overhead Storage Units with Sliding Door

Height	Depth	Width	Number	Laminate		Paint A
				A	B	
Laminate — Letter Depth						
21"(533mm)	14"(356mm)	30"(762mm)	ULRL-2130-NSN	\$1022.11	\$1084.25	
		36"(914mm)	ULRL-2136-NSN	1131.63	1202.70	
		42"(1067mm)	ULRL-2142-NSN	1253.05	1333.05	
		48"(1219mm)	ULRL-2148-NSN	1362.57	1451.50	
		54"(1372mm)	ULRL-2154-NSN	1472.09	1569.95	
		60"(1524mm)	ULRL-2160-NSN	1581.61	1688.40	
		66"(1676mm)	ULRL-2166-NSN	1691.13	1806.85	
		72"(1829mm)	ULRL-2172-NSN	1800.65	1925.30	
		78"(1981mm)	ULRL-2178-NSN	1922.07	2055.65	
		84"(2134mm)	ULRL-2184-NSN	2031.59	2174.10	
		90"(2286mm)	ULRL-2190-NSN	2141.11	2292.55	
96"(2438mm)	ULRL-2196-NSN	2250.63	2411.00			
Laminate — Legal Depth						
21"(533mm)	16 1/2"(419mm)	30"(762mm)	ULRD-2130-NSN	\$1130.27	\$1201.06	
		36"(914mm)	ULRD-2136-NSN	1239.79	1319.51	
		42"(1067mm)	ULRD-2142-NSN	1361.21	1449.86	
		48"(1219mm)	ULRD-2148-NSN	1470.73	1568.31	
		54"(1372mm)	ULRD-2154-NSN	1580.25	1686.76	
		60"(1524mm)	ULRD-2160-NSN	1689.77	1805.21	
		66"(1676mm)	ULRD-2166-NSN	1799.29	1923.66	
		72"(1829mm)	ULRD-2172-NSN	1908.81	2042.11	
		78"(1981mm)	ULRD-2178-NSN	2030.23	2172.46	
		84"(2134mm)	ULRD-2184-NSN	2139.75	2290.91	
		90"(2286mm)	ULRD-2190-NSN	2249.27	2409.36	
96"(2438mm)	ULRD-2196-NSN	2358.79	2527.81			
Paint — Letter Depth						
21"(533mm)	14"(356mm)	30"(762mm)	UPRL-2130-NSN			\$1584.51
		36"(914mm)	UPRL-2136-NSN			1752.16
		42"(1067mm)	UPRL-2142-NSN			1931.71
		48"(1219mm)	UPRL-2148-NSN			2099.36
		54"(1372mm)	UPRL-2154-NSN			2267.01
		60"(1524mm)	UPRL-2160-NSN			2434.66
		66"(1676mm)	UPRL-2166-NSN			2602.31
		72"(1829mm)	UPRL-2172-NSN			2769.96
		78"(1981mm)	UPRL-2178-NSN			2949.51
		84"(2134mm)	UPRL-2184-NSN			3117.16
		90"(2286mm)	UPRL-2190-NSN			3284.81
96"(2438mm)	UPRL-2196-NSN			3452.46		
Paint — Legal Depth						
21"(533mm)	16 1/2"(419mm)	30"(762mm)	UPRD-2130-NSN			\$1730.53
		36"(914mm)	UPRD-2136-NSN			1898.18
		42"(1067mm)	UPRD-2142-NSN			2077.73
		48"(1219mm)	UPRD-2148-NSN			2245.38
		54"(1372mm)	UPRD-2154-NSN			2413.03
		60"(1524mm)	UPRD-2160-NSN			2580.68
		66"(1676mm)	UPRD-2166-NSN			2748.33
		72"(1829mm)	UPRD-2172-NSN			2915.98
		78"(1981mm)	UPRD-2178-NSN			3095.53
		84"(2134mm)	UPRD-2184-NSN			3263.18
		90"(2286mm)	UPRD-2190-NSN			3430.83
96"(2438mm)	UPRD-2196-NSN			3598.48		

Masters Series

Overhead Storage Units with Sliding Door

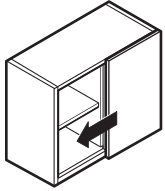
Height	Depth	Width	Number	Wood Group A	Group B
Wood — Letter Depth					
21"(533mm)	14"(356mm)	30"(762mm)	UXRL-2130-NSN	\$1584.51	\$1742.97
		36"(914mm)	UXRL-2136-NSN	1752.16	1927.38
		42"(1067mm)	UXRL-2142-NSN	1931.71	2123.69
		48"(1219mm)	UXRL-2148-NSN	2099.36	2308.10
		54"(1372mm)	UXRL-2154-NSN	2267.01	2492.51
		60"(1524mm)	UXRL-2160-NSN	2434.66	2676.92
		66"(1676mm)	UXRL-2166-NSN	2602.31	2861.33
		72"(1829mm)	UXRL-2172-NSN	2769.96	3045.74
		78"(1981mm)	UXRL-2178-NSN	2949.51	3242.05
		84"(2134mm)	UXRL-2184-NSN	3117.16	3426.46
		90"(2286mm)	UXRL-2190-NSN	3284.81	3610.87
	96"(2438mm)	UXRL-2196-NSN	3452.46	3795.28	
Wood — Legal Depth					
21"(533mm)	16 1/2"(419mm)	30"(762mm)	UXRD-2130-NSN	\$1730.53	\$1903.59
		36"(914mm)	UXRD-2136-NSN	1898.18	2088.00
		42"(1067mm)	UXRD-2142-NSN	2077.73	2284.31
		48"(1219mm)	UXRD-2148-NSN	2245.38	2468.72
		54"(1372mm)	UXRD-2154-NSN	2413.03	2653.13
		60"(1524mm)	UXRD-2160-NSN	2580.68	2837.54
		66"(1676mm)	UXRD-2166-NSN	2748.33	3021.95
		72"(1829mm)	UXRD-2172-NSN	2915.98	3206.36
		78"(1981mm)	UXRD-2178-NSN	3095.53	3402.67
		84"(2134mm)	UXRD-2184-NSN	3263.18	3587.08
		90"(2286mm)	UXRD-2190-NSN	3430.83	3771.49
	96"(2438mm)	UXRD-2196-NSN	3598.48	3955.90	

This page intentionally blank

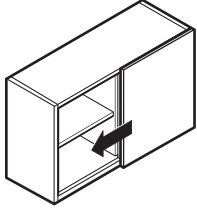
Masters Series

Overhead Storage Units with Sliding Door

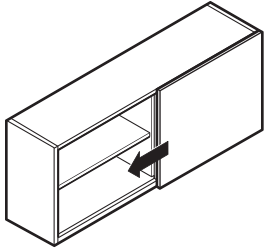
Overhead Storage Units — 2H with Sliding Door



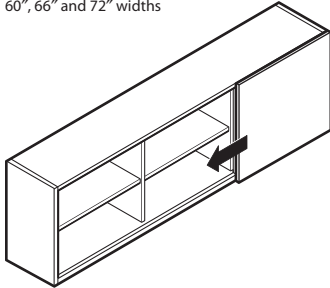
30" and 36" widths



42", 48" and 54" widths



60", 66" and 72" widths



78", 84", 90" and 96" widths

ULRL-SN
ULRD-SN
UPRL-SN
UPRD-SN
UXRL-SN
UXRD-SN

Features

- Includes storage cabinet(s) with one sliding door, 2"(51mm) integrated light valance, one adjustable shelf and 4"(102mm) French cleat with anti-dislodgement feature.
- Units 30"-72"(762mm-1829mm) wide include two equal width sections divided by one inset intermediate center support.
- Units 78"-96"(1981mm-2438mm) wide include three equal width sections divided by two inset intermediate center supports.
- Sliding door width is equal to one section width (one-half or one-third of unit width).
- Locks not available.
- Includes internally mounted sliding door track top and bottom with bumpers at each end.
- Shipped assembled.

Specification Tips

- Accommodates separately specified tackboards and lighting accessories.
- Must be properly anchored to a structural wall.
- Anchors are not provided, must be field supplied.

To Order, Specify:

- 1) Product number.
- 2) Finish code (lamine, paint, or wood).
- 3) Lamine edge trim color (if lamine specified).

Masters Series

Overhead Storage Units with Sliding Door

Height	Width	Depth	Number	Laminate		Paint A
				A	B	
Laminate — Letter Depth						
29 1/8"(740mm)	30"(762mm)	14"(356mm)	ULRL-2930-NSN	\$1157.31	\$1230.25	
	36"(914mm)	14"(356mm)	ULRL-2936-NSN	1266.83	1348.70	
	42"(1067mm)	14"(356mm)	ULRL-2942-NSN	1388.25	1479.05	
	48"(1219mm)	14"(356mm)	ULRL-2948-NSN	1497.77	1597.50	
	54"(1372mm)	14"(356mm)	ULRL-2954-NSN	1607.29	1715.95	
	60"(1524mm)	14"(356mm)	ULRL-2960-NSN	1716.81	1834.40	
	66"(1676mm)	14"(356mm)	ULRL-2966-NSN	1826.33	1952.85	
	72"(1829mm)	14"(356mm)	ULRL-2972-NSN	1935.85	2071.30	
	78"(1981mm)	14"(356mm)	ULRL-2978-NSN	2057.27	2201.65	
	84"(2134mm)	14"(356mm)	ULRL-2984-NSN	2166.79	2320.10	
	90"(2286mm)	14"(356mm)	ULRL-2990-NSN	2276.31	2438.55	
	96"(2438mm)	14"(356mm)	ULRL-2996-NSN	2385.83	2557.00	
Laminate — Legal Depth						
29 1/8"(740mm)	30"(762mm)	16 1/2"(419mm)	ULRD-2930-NSN	\$1265.47	\$1347.06	
	36"(914mm)	16 1/2"(419mm)	ULRD-2936-NSN	1374.99	1465.51	
	42"(1067mm)	16 1/2"(419mm)	ULRD-2942-NSN	1496.41	1595.86	
	48"(1219mm)	16 1/2"(419mm)	ULRD-2948-NSN	1605.93	1714.31	
	54"(1372mm)	16 1/2"(419mm)	ULRD-2954-NSN	1715.45	1832.76	
	60"(1524mm)	16 1/2"(419mm)	ULRD-2960-NSN	1824.97	1951.21	
	66"(1676mm)	16 1/2"(419mm)	ULRD-2966-NSN	1934.49	2069.66	
	72"(1829mm)	16 1/2"(419mm)	ULRD-2972-NSN	2044.01	2188.11	
	78"(1981mm)	16 1/2"(419mm)	ULRD-2978-NSN	2165.43	2318.46	
	84"(2134mm)	16 1/2"(419mm)	ULRD-2984-NSN	2274.95	2436.91	
	90"(2286mm)	16 1/2"(419mm)	ULRD-2990-NSN	2384.47	2555.36	
	96"(2438mm)	16 1/2"(419mm)	ULRD-2996-NSN	2493.99	2673.81	
Paint — Letter Depth						
29 1/8"(740mm)	30"(762mm)	14"(356mm)	UPRL-2930-NSN			\$1789.95
	36"(914mm)	14"(356mm)	UPRL-2936-NSN			1957.60
	42"(1067mm)	14"(356mm)	UPRL-2942-NSN			2137.15
	48"(1219mm)	14"(356mm)	UPRL-2948-NSN			2304.80
	54"(1372mm)	14"(356mm)	UPRL-2954-NSN			2472.45
	60"(1524mm)	14"(356mm)	UPRL-2960-NSN			2640.10
	66"(1676mm)	14"(356mm)	UPRL-2966-NSN			2807.75
	72"(1829mm)	14"(356mm)	UPRL-2972-NSN			2975.40
	78"(1981mm)	14"(356mm)	UPRL-2978-NSN			3154.95
	84"(2134mm)	14"(356mm)	UPRL-2984-NSN			3322.60
	90"(2286mm)	14"(356mm)	UPRL-2990-NSN			3490.25
	96"(2438mm)	14"(356mm)	UPRL-2996-NSN			3657.90
Paint — Legal Depth						
29 1/8"(740mm)	30"(762mm)	16 1/2"(419mm)	UPRD-2930-NSN			\$1935.97
	36"(914mm)	16 1/2"(419mm)	UPRD-2936-NSN			2103.62
	42"(1067mm)	16 1/2"(419mm)	UPRD-2942-NSN			2283.17
	48"(1219mm)	16 1/2"(419mm)	UPRD-2948-NSN			2450.82
	54"(1372mm)	16 1/2"(419mm)	UPRD-2954-NSN			2618.47
	60"(1524mm)	16 1/2"(419mm)	UPRD-2960-NSN			2786.12
	66"(1676mm)	16 1/2"(419mm)	UPRD-2966-NSN			2953.77
	72"(1829mm)	16 1/2"(419mm)	UPRD-2972-NSN			3121.42
	78"(1981mm)	16 1/2"(419mm)	UPRD-2978-NSN			3300.97
	84"(2134mm)	16 1/2"(419mm)	UPRD-2984-NSN			3468.62
	90"(2286mm)	16 1/2"(419mm)	UPRD-2990-NSN			3636.27
	96"(2438mm)	16 1/2"(419mm)	UPRD-2996-NSN			3803.92

Masters Series

Overhead Storage Units with Sliding Door

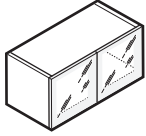
Height	Width	Depth	Number	Wood Group A	Group B
Wood — Letter Depth					
29 1/8"(740mm)	30"(762mm)	14"(356mm)	UXRL-2930-NSN	\$1789.95	\$1968.97
	36"(914mm)	14"(356mm)	UXRL-2936-NSN	1957.60	2153.38
	42"(1067mm)	14"(356mm)	UXRL-2942-NSN	2137.15	2349.69
	48"(1219mm)	14"(356mm)	UXRL-2948-NSN	2304.80	2534.10
	54"(1372mm)	14"(356mm)	UXRL-2954-NSN	2472.45	2718.51
	60"(1524mm)	14"(356mm)	UXRL-2960-NSN	2640.10	2902.92
	66"(1676mm)	14"(356mm)	UXRL-2966-NSN	2807.75	3087.33
	72"(1829mm)	14"(356mm)	UXRL-2972-NSN	2975.40	3271.74
	78"(1981mm)	14"(356mm)	UXRL-2978-NSN	3154.95	3468.05
	84"(2134mm)	14"(356mm)	UXRL-2984-NSN	3322.60	3652.46
	90"(2286mm)	14"(356mm)	UXRL-2990-NSN	3490.25	3836.87
	96"(2438mm)	14"(356mm)	UXRL-2996-NSN	3657.90	4021.28
Wood — Legal Depth					
29 1/8"(740mm)	30"(762mm)	16 1/2"(419mm)	UXRD-2930-NSN	\$1935.97	\$2129.59
	36"(914mm)	16 1/2"(419mm)	UXRD-2936-NSN	2103.62	2314.00
	42"(1067mm)	16 1/2"(419mm)	UXRD-2942-NSN	2283.17	2510.31
	48"(1219mm)	16 1/2"(419mm)	UXRD-2948-NSN	2450.82	2694.72
	54"(1372mm)	16 1/2"(419mm)	UXRD-2954-NSN	2618.47	2879.13
	60"(1524mm)	16 1/2"(419mm)	UXRD-2960-NSN	2786.12	3063.54
	66"(1676mm)	16 1/2"(419mm)	UXRD-2966-NSN	2953.77	3247.95
	72"(1829mm)	16 1/2"(419mm)	UXRD-2972-NSN	3121.42	3432.36
	78"(1981mm)	16 1/2"(419mm)	UXRD-2978-NSN	3300.97	3628.67
	84"(2134mm)	16 1/2"(419mm)	UXRD-2984-NSN	3468.62	3813.08
	90"(2286mm)	16 1/2"(419mm)	UXRD-2990-NSN	3636.27	3997.49
	96"(2438mm)	16 1/2"(419mm)	UXRD-2996-NSN	3803.92	4181.90

This page intentionally blank

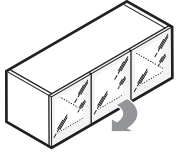
Masters Series

Overhead Storage Units with Glass Hinged Doors

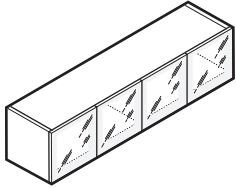
Overhead Storage Units — 1H with Glass Hinged Doors



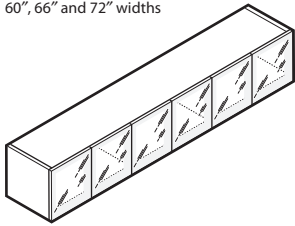
ULML-SN
ULMD-SN
UPML-SN
UPMD-SN
UXML-SN
UXMD-SN
30" and 36" widths



ULML-SL
ULMD-SL
UPML-SL
UPMD-SL
UXML-SL
UXMD-SL
42", 48" and 54" widths
(Left-hand single door swing shown)



ULML-SN
ULMD-SN
UPML-SN
UPMD-SN
UXML-SN
UXMD-SN
60", 66" and 72" widths



ULML-SN
ULMD-SN
UPML-SN
UPMD-SN
UXML-SN
UXMD-SN
78", 84", 90" and 96" widths

Features

- Includes storage cabinet(s) with glass doors, 2"(51mm) integrated light valance and 4"(102mm) French cleat with anti-dislodgement feature.
- 42"(1067mm), 48"(1219mm) and 54"(1372mm) wide units available with choice of left or right door swing for single door.
- Locks not available.
- Glass door includes metal frame with metallic powdercoat finish on back side of door.
- Glass doors will be field installed.

Specification Tips

- Accommodates separately specified tackboards and lighting accessories.
- Must be properly anchored to a structural wall.
- Anchors are not provided, must be field supplied.

To Order, Specify:

- 1) Product number.

① Single Door Swing Orientation: (42", 48" and 54" wide only)

L Left-hand

R Right-hand

- 2) Finish code (laminated, paint, or wood).
- 3) Laminate edge trim color (if laminate specified).
- 4) Glass code.
- 5) Trim color for glass frame (required - metallic paint only).

Masters Series

Overhead Storage Units with Glass Hinged Doors

Height	Width	Depth	Number ①	Laminate A Glass				Laminate B Glass			
				A	C	D	F	A	C	D	F
Letter Depth											
16 9/16"(421mm)	30"(762mm)	14"(356mm)	ULML-1730-NSN	\$1390.55	\$1585.98	\$1697.35	\$1958.23	\$1433.81	\$1629.24	\$1740.61	\$2001.49
	36"(914mm)	14"(356mm)	ULML-1736-NSN	1494.38	1696.86	1812.94	2080.24	1544.13	1746.61	1862.69	2129.99
	42"(1067mm)	14"(356mm)	ULML-1742-NS	1610.11	1819.64	1940.43	2214.15	1666.35	1875.88	1996.67	2270.39
	48"(1219mm)	14"(356mm)	ULML-1748-NS	1713.94	1930.52	2056.02	2336.16	1776.67	1993.25	2118.75	2398.89
	54"(1372mm)	14"(356mm)	ULML-1754-NS	1817.77	2041.40	2171.61	2458.17	1886.99	2110.62	2240.83	2527.39
	60"(1524mm)	14"(356mm)	ULML-1760-NSN	1921.60	2152.28	2287.20	2580.18	1997.31	2227.99	2362.91	2655.89
	66"(1676mm)	14"(356mm)	ULML-1766-NSN	2025.43	2263.16	2402.79	2702.19	2107.63	2345.36	2484.99	2784.39
	72"(1829mm)	14"(356mm)	ULML-1772-NSN	2129.26	2374.04	2518.38	2824.20	2217.95	2462.73	2607.07	2912.89
	78"(1981mm)	14"(356mm)	ULML-1778-NSN	2244.99	2496.82	2645.87	2958.11	2340.17	2592.00	2741.05	3053.29
	84"(2134mm)	14"(356mm)	ULML-1784-NSN	2348.82	2607.70	2761.46	3080.12	2450.49	2709.37	2863.13	3181.79
	90"(2286mm)	14"(356mm)	ULML-1790-NSN	2452.65	2718.58	2877.05	3202.13	2560.81	2826.74	2985.21	3310.29
	96"(2438mm)	14"(356mm)	ULML-1796-NSN	2556.48	2829.46	2992.64	3324.14	2671.13	2944.11	3107.29	3438.79
Legal Depth											
16 9/16"(421mm)	30"(762mm)	16 1/2"(419mm)	ULMD-1730-NSN	\$1498.71	\$1694.14	\$1805.51	\$2066.39	\$1550.62	\$1746.05	\$1857.42	\$2118.30
	36"(914mm)	16 1/2"(419mm)	ULMD-1736-NSN	1602.54	1805.02	1921.10	2188.40	1660.94	1863.42	1979.50	2246.80
	42"(1067mm)	16 1/2"(419mm)	ULMD-1742-NS	1718.27	1927.80	2048.59	2322.31	1783.16	1992.69	2113.48	2387.20
	48"(1219mm)	16 1/2"(419mm)	ULMD-1748-NS	1822.10	2038.68	2164.18	2444.32	1893.48	2110.06	2235.56	2515.70
	54"(1372mm)	16 1/2"(419mm)	ULMD-1754-NS	1925.93	2149.56	2279.77	2566.33	2003.80	2227.43	2357.64	2644.20
	60"(1524mm)	16 1/2"(419mm)	ULMD-1760-NSN	2029.76	2260.44	2395.36	2688.34	2114.12	2344.80	2479.72	2772.70
	66"(1676mm)	16 1/2"(419mm)	ULMD-1766-NSN	2133.59	2371.32	2510.95	2810.35	2224.44	2462.17	2601.80	2901.20
	72"(1829mm)	16 1/2"(419mm)	ULMD-1772-NSN	2237.42	2482.20	2626.54	2932.36	2334.76	2579.54	2723.88	3029.70
	78"(1981mm)	16 1/2"(419mm)	ULMD-1778-NSN	2353.15	2604.98	2754.03	3066.27	2456.98	2708.81	2857.86	3170.10
	84"(2134mm)	16 1/2"(419mm)	ULMD-1784-NSN	2456.98	2715.86	2869.62	3188.28	2567.30	2826.18	2979.94	3298.60
	90"(2286mm)	16 1/2"(419mm)	ULMD-1790-NSN	2560.81	2826.74	2985.21	3310.29	2677.62	2943.55	3102.02	3427.10
	96"(2438mm)	16 1/2"(419mm)	ULMD-1796-NSN	2664.64	2937.62	3100.80	3432.30	2787.94	3060.92	3224.10	3555.60
Paint A Glass											
Height	Width	Depth	Number ①	Paint A Glass							
				A	C	D	F				
Letter Depth											
16 9/16"(421mm)	30"(762mm)	14"(356mm)	UPML-1730-NSN	\$1823.19	\$2018.62	\$2129.99	\$2390.87				
	36"(914mm)	14"(356mm)	UPML-1736-NSN	1970.28	2172.76	2288.84	2556.14				
	42"(1067mm)	14"(356mm)	UPML-1742-NS	2129.27	2338.80	2459.59	2733.31				
	48"(1219mm)	14"(356mm)	UPML-1748-NS	2276.36	2492.94	2618.44	2898.58				
	54"(1372mm)	14"(356mm)	UPML-1754-NS	2423.45	2647.08	2777.29	3063.85				
	60"(1524mm)	14"(356mm)	UPML-1760-NSN	2570.54	2801.22	2936.14	3229.12				
	66"(1676mm)	14"(356mm)	UPML-1766-NSN	2717.63	2955.36	3094.99	3394.39				
	72"(1829mm)	14"(356mm)	UPML-1772-NSN	2864.72	3109.50	3253.84	3559.66				
	78"(1981mm)	14"(356mm)	UPML-1778-NSN	3023.71	3275.54	3424.59	3736.83				
	84"(2134mm)	14"(356mm)	UPML-1784-NSN	3170.80	3429.68	3583.44	3902.10				
	90"(2286mm)	14"(356mm)	UPML-1790-NSN	3317.89	3583.82	3742.29	4067.37				
	96"(2438mm)	14"(356mm)	UPML-1796-NSN	3464.98	3737.96	3901.14	4232.64				
Legal Depth											
16 9/16"(421mm)	30"(762mm)	16 1/2"(419mm)	UPMD-1730-NSN	\$1969.21	\$2164.64	\$2276.01	\$2536.89				
	36"(914mm)	16 1/2"(419mm)	UPMD-1736-NSN	2116.30	2318.78	2434.86	2702.16				
	42"(1067mm)	16 1/2"(419mm)	UPMD-1742-NS	2275.29	2484.82	2605.61	2879.33				
	48"(1219mm)	16 1/2"(419mm)	UPMD-1748-NS	2422.38	2638.96	2764.46	3044.60				
	54"(1372mm)	16 1/2"(419mm)	UPMD-1754-NS	2569.47	2793.10	2923.31	3209.87				
	60"(1524mm)	16 1/2"(419mm)	UPMD-1760-NSN	2716.56	2947.24	3082.16	3375.14				
	66"(1676mm)	16 1/2"(419mm)	UPMD-1766-NSN	2863.65	3101.38	3241.01	3540.41				
	72"(1829mm)	16 1/2"(419mm)	UPMD-1772-NSN	3010.74	3255.52	3399.86	3705.68				
	78"(1981mm)	16 1/2"(419mm)	UPMD-1778-NSN	3169.73	3421.56	3570.61	3882.85				
	84"(2134mm)	16 1/2"(419mm)	UPMD-1784-NSN	3316.82	3575.70	3729.46	4048.12				
	90"(2286mm)	16 1/2"(419mm)	UPMD-1790-NSN	3463.91	3729.84	3888.31	4213.39				
	96"(2438mm)	16 1/2"(419mm)	UPMD-1796-NSN	3611.00	3883.98	4047.16	4378.66				

Masters Series

Overhead Storage Units with Glass Hinged Doors

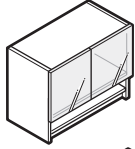
Height	Width	Depth	Number ①	Wood Group A Glass				Wood Group B Glass			
				A	C	D	F	A	C	D	F
Letter Depth											
16 9/16"(421mm)	30"(762mm)	14"(356mm)	UXML-1730-NSN	\$1823.19	\$2018.62	\$2129.99	\$2390.87	\$1944.33	\$2139.76	\$2251.13	\$2512.01
	36"(914mm)	14"(356mm)	UXML-1736-NSN	1970.28	2172.76	2288.84	2556.14	2103.86	2306.34	2422.42	2689.72
	42"(1067mm)	14"(356mm)	UXML-1742-NS ■	2129.27	2338.80	2459.59	2733.31	2275.29	2484.82	2605.61	2879.33
	48"(1219mm)	14"(356mm)	UXML-1748-NS ■	2276.36	2492.94	2618.44	2898.58	2434.82	2651.40	2776.90	3057.04
	54"(1372mm)	14"(356mm)	UXML-1754-NS ■	2423.45	2647.08	2777.29	3063.85	2594.35	2817.98	2948.19	3234.75
	60"(1524mm)	14"(356mm)	UXML-1760-NSN	2570.54	2801.22	2936.14	3229.12	2753.88	2984.56	3119.48	3412.46
	66"(1676mm)	14"(356mm)	UXML-1766-NSN	2717.63	2955.36	3094.99	3394.39	2913.41	3151.14	3290.77	3590.17
	72"(1829mm)	14"(356mm)	UXML-1772-NSN	2864.72	3109.50	3253.84	3559.66	3072.94	3317.72	3462.06	3767.88
	78"(1981mm)	14"(356mm)	UXML-1778-NSN	3023.71	3275.54	3424.59	3736.83	3244.37	3496.20	3645.25	3957.49
	84"(2134mm)	14"(356mm)	UXML-1784-NSN	3170.80	3429.68	3583.44	3902.10	3403.90	3662.78	3816.54	4135.20
	90"(2286mm)	14"(356mm)	UXML-1790-NSN	3317.89	3583.82	3742.29	4067.37	3563.43	3829.36	3987.83	4312.91
	96"(2438mm)	14"(356mm)	UXML-1796-NSN	3464.98	3737.96	3901.14	4232.64	3722.96	3995.94	4159.12	4490.62
Legal Depth											
16 9/16"(421mm)	30"(762mm)	16 1/2"(419mm)	UXMD-1730-NSN	\$1969.21	\$2164.64	\$2276.01	\$2536.89	\$2104.95	\$2300.38	\$2411.75	\$2672.63
	36"(914mm)	16 1/2"(419mm)	UXMD-1736-NSN	2116.30	2318.78	2434.86	2702.16	2264.48	2466.96	2583.04	2850.34
	42"(1067mm)	16 1/2"(419mm)	UXMD-1742-NS ■	2275.29	2484.82	2605.61	2879.33	2435.91	2645.44	2766.23	3039.95
	48"(1219mm)	16 1/2"(419mm)	UXMD-1748-NS ■	2422.38	2638.96	2764.46	3044.60	2595.44	2812.02	2937.52	3217.66
	54"(1372mm)	16 1/2"(419mm)	UXMD-1754-NS ■	2569.47	2793.10	2923.31	3209.87	2754.97	2978.60	3108.81	3395.37
	60"(1524mm)	16 1/2"(419mm)	UXMD-1760-NSN	2716.56	2947.24	3082.16	3375.14	2914.50	3145.18	3280.10	3573.08
	66"(1676mm)	16 1/2"(419mm)	UXMD-1766-NSN	2863.65	3101.38	3241.01	3540.41	3074.03	3311.76	3451.39	3750.79
	72"(1829mm)	16 1/2"(419mm)	UXMD-1772-NSN	3010.74	3255.52	3399.86	3705.68	3233.56	3478.34	3622.68	3928.50
	78"(1981mm)	16 1/2"(419mm)	UXMD-1778-NSN	3169.73	3421.56	3570.61	3882.85	3404.99	3656.82	3805.87	4118.11
	84"(2134mm)	16 1/2"(419mm)	UXMD-1784-NSN	3316.82	3575.70	3729.46	4048.12	3564.52	3823.40	3977.16	4295.82
	90"(2286mm)	16 1/2"(419mm)	UXMD-1790-NSN	3463.91	3729.84	3888.31	4213.39	3724.05	3989.98	4148.45	4473.53
	96"(2438mm)	16 1/2"(419mm)	UXMD-1796-NSN	3611.00	3883.98	4047.16	4378.66	3883.58	4156.56	4319.74	4651.24

This page intentionally blank

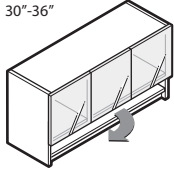
Masters Series

Overhead Storage Units with Glass Hinged Doors

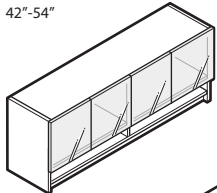
Overhead Storage Units — 1.5H with Glass Hinged Doors



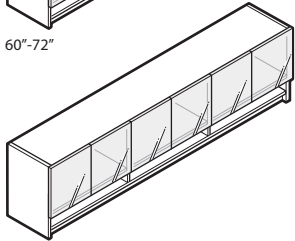
30"-36"



42"-54"



60"-72"



78"-96"

ULML-SN
ULMD-SN
UPML-SN
UPMD-SN
UXML-SN
UXMD-SN
ULML-SL
ULMD-SL
UPML-SL
UPMD-SL
UXML-SL
UXMD-SL

Features

- Includes storage cabinet(s) with non-locking glass doors, 3.25"(83mm) cubbies, 2"(51mm) integrated light valance and 4"(102mm) French cleat with anti-dislodgement feature.
- 42"(1067mm), 48"(1219mm) and 54"(1372mm) wide units available with choice of left or right door swing for single door.
- Locks not available.
- Glass door includes metal frame with metallic powdercoat finish on back side of door.
- Glass doors will be field installed.

Specification Tips

- Accommodates separately specified tackboards and lighting accessories.
- Must be properly anchored to a structural wall.
- Anchors are not provided, must be field supplied.

To Order, Specify:

- 1) Product number.

① Single Door Swing Orientation: (42", 48" and 54" wide only)

L Left-hand

R Right-hand

- 2) Finish code (lamine, paint, or wood).
- 3) Lamine edge trim color (if lamine specified).
- 4) Glass code.
- 5) Trim color for glass frame (required - metallic paint only).

Masters Series

Overhead Storage Units with Glass Hinged Doors

Height	Width	Depth	Number	①	Laminate A Glass				Laminate B Glass			
					A	C	D	F	A	C	D	F
Letter Depth												
21"(533mm)	14"(356mm)	30"(762mm)	ULML-2130-NSN		\$1550.47	\$1778.02	\$1910.83	\$2195.71	\$1598.21	\$1825.76	\$1958.57	\$2243.45
		36"(914mm)	ULML-2136-NSN		1679.18	1913.78	2051.30	2342.60	1735.57	1970.17	2107.69	2107.69
		42"(1067mm)	ULML-2142-NS		1819.79	2061.44	2203.67	2501.39	1884.83	2126.48	2268.71	2566.43
		48"(1219mm)	ULML-2148-NS		1948.50	2197.20	2344.14	2648.28	2022.19	2270.89	2417.83	2721.97
		54"(1372mm)	ULML-2154-NS		2077.21	2332.96	2484.61	2795.17	2159.55	2415.30	2566.95	2877.51
		60"(1524mm)	ULML-2160-NSN		2205.92	2468.72	2625.08	2942.06	2296.91	2559.71	2716.07	3033.05
		66"(1676mm)	ULML-2166-NSN		2334.63	2604.48	2765.55	3088.95	2434.27	2704.12	2865.19	3188.59
		72"(1829mm)	ULML-2172-NSN		2463.34	2740.24	2906.02	3235.84	2571.63	2848.53	3014.31	3344.13
		78"(1981mm)	ULML-2178-NSN		2603.95	2887.90	3058.39	3394.63	2720.89	3004.84	3175.33	3511.57
		84"(2134mm)	ULML-2184-NSN		2732.66	3023.66	3198.86	3541.52	2858.25	3149.25	3324.45	3667.11
		90"(2286mm)	ULML-2190-NSN		2861.37	3159.42	3339.33	3688.41	2995.61	3293.66	3473.57	3822.65
		96"(2438mm)	ULML-2196-NSN		2990.08	3295.18	3479.80	3835.30	3132.97	3438.07	3622.69	3978.19
Legal Depth												
21"(533mm)	16 1/2"(419mm)	30"(762mm)	ULMD-2130-NSN		\$1658.63	\$1886.18	\$2018.99	\$2303.87	\$1715.02	\$1942.57	\$2075.38	\$2360.26
		36"(914mm)	ULMD-2136-NSN		1787.34	2021.94	2159.46	2450.76	1852.38	2086.98	2224.50	2515.80
		42"(1067mm)	ULMD-2142-NS		1927.95	2169.60	2311.83	2609.55	2001.64	2243.29	2385.52	2683.24
		48"(1219mm)	ULMD-2148-NS		2056.66	2305.36	2452.30	2756.44	2139.00	2387.70	2534.64	2838.78
		54"(1372mm)	ULMD-2154-NS		2185.37	2441.12	2592.77	2903.33	2276.36	2532.11	2683.76	2994.32
		60"(1524mm)	ULMD-2160-NSN		2314.08	2576.88	2733.24	3050.22	2413.72	2676.52	2832.88	3149.86
		66"(1676mm)	ULMD-2166-NSN		2442.79	2712.64	2873.71	3197.11	2551.08	2820.93	2982.00	3305.40
		72"(1829mm)	ULMD-2172-NSN		2571.50	2848.40	3014.18	3344.00	2688.44	2965.34	3131.12	3460.94
		78"(1981mm)	ULMD-2178-NSN		2712.11	2996.06	3166.55	3502.79	2837.70	3121.65	3292.14	3628.38
		84"(2134mm)	ULMD-2184-NSN		2840.82	3131.82	3307.02	3649.68	2975.06	3266.06	3441.26	3783.92
		90"(2286mm)	ULMD-2190-NSN		2969.53	3267.58	3447.49	3796.57	3112.42	3410.47	3590.38	3939.46
		96"(2438mm)	ULMD-2196-NSN		3098.24	3403.34	3587.96	3943.46	3249.78	3554.88	3739.50	4095.00

Height	Width	Depth	Number	①	Paint A Glass			
					A	C	D	F
Letter Depth								
21"(533mm)	14"(356mm)	30"(762mm)	UPML-2130-NSN		\$2012.23	\$2239.78	\$2372.59	\$2657.47
		36"(914mm)	UPML-2136-NSN		2197.18	2431.78	2569.30	2860.60
		42"(1067mm)	UPML-2142-NS		2394.03	2635.68	2777.91	3075.63
		48"(1219mm)	UPML-2148-NS		2578.98	2827.68	2974.62	3278.76
		54"(1372mm)	UPML-2154-NS		2763.93	3019.68	3171.33	3481.89
		60"(1524mm)	UPML-2160-NSN		2948.88	3211.68	3368.04	3685.02
		66"(1676mm)	UPML-2166-NSN		3133.83	3403.68	3564.75	3888.15
		72"(1829mm)	UPML-2172-NSN		3318.78	3595.68	3761.46	4091.28
		78"(1981mm)	UPML-2178-NSN		3515.63	3799.58	3970.07	4306.31
		84"(2134mm)	UPML-2184-NSN		3700.58	3991.58	4166.78	4509.44
		90"(2286mm)	UPML-2190-NSN		3885.53	4183.58	4363.49	4712.57
		96"(2438mm)	UPML-2196-NSN		4070.48	4375.58	4560.20	4915.70
Legal Depth								
21"(533mm)	16 1/2"(419mm)	30"(762mm)	UPMD-2130-NSN		\$2158.25	\$2385.80	\$2518.61	\$2803.49
		36"(914mm)	UPMD-2136-NSN		2343.20	2577.80	2715.32	3006.62
		42"(1067mm)	UPMD-2142-NS		2540.05	2781.70	2923.93	3221.65
		48"(1219mm)	UPMD-2148-NS		2725.00	2973.70	3120.64	3424.78
		54"(1372mm)	UPMD-2154-NS		2909.95	3165.70	3317.35	3627.91
		60"(1524mm)	UPMD-2160-NSN		3094.90	3357.70	3514.06	3831.04
		66"(1676mm)	UPMD-2166-NSN		3279.85	3549.70	3710.77	4034.17
		72"(1829mm)	UPMD-2172-NSN		3464.80	3741.70	3907.48	4237.30
		78"(1981mm)	UPMD-2178-NSN		3661.65	3945.60	4116.09	4452.33
		84"(2134mm)	UPMD-2184-NSN		3846.60	4137.60	4312.80	4655.46
		90"(2286mm)	UPMD-2190-NSN		4031.55	4329.60	4509.51	4858.59
		96"(2438mm)	UPMD-2196-NSN		4216.50	4521.60	4706.22	5061.72

Masters Series

Overhead Storage Units with Glass Hinged Doors

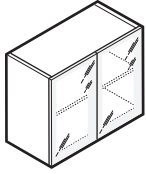
Height	Width	Depth	Number ①	Wood Group A Glass				Wood Group B Glass				
				A	C	D	F	A	C	D	F	
Letter Depth												
21"(533mm)	14"(356mm)	30"(762mm)	UXML-2130-NSN	\$2012.23	\$2239.78	\$2372.59	\$2657.47	\$2141.93	\$2369.48	\$2502.29	\$2787.17	
		36"(914mm)	UXML-2136-NSN	2197.18	2431.78	2569.30	2860.60	2343.10	2577.70	2715.22	3006.52	
		42"(1067mm)	UXML-2142-NS	2394.03	2635.68	2777.91	3075.63	2556.17	2797.82	2940.05	3237.77	
		48"(1219mm)	UXML-2148-NS	2578.98	2827.68	2974.62	3278.76	2757.34	3006.04	3152.98	3457.12	
		54"(1372mm)	UXML-2154-NS	2763.93	3019.68	3171.33	3481.89	2958.51	3214.26	3365.91	3676.47	
		60"(1524mm)	UXML-2160-NSN	2948.88	3211.68	3368.04	3685.02	3159.68	3422.48	3578.84	3895.82	
		66"(1676mm)	UXML-2166-NSN	3133.83	3403.68	3564.75	3888.15	3360.85	3630.70	3791.77	4115.17	
		72"(1829mm)	UXML-2172-NSN	3318.78	3595.68	3761.46	4091.28	3562.02	3838.92	4004.70	4334.52	
		78"(1981mm)	UXML-2178-NSN	3515.63	3799.58	3970.07	4306.31	3775.09	4059.04	4229.53	4565.77	
		84"(2134mm)	UXML-2184-NSN	3700.58	3991.58	4166.78	4509.44	3976.26	4267.26	4442.46	4785.12	
		90"(2286mm)	UXML-2190-NSN	3885.53	4183.58	4363.49	4712.57	4177.43	4475.48	4655.39	5004.47	
		96"(2438mm)	UXML-2196-NSN	4070.48	4375.58	4560.20	4915.70	4378.60	4683.70	4868.32	5223.82	
Legal Depth												
21"(533mm)	16 1/2"(419mm)	30"(762mm)	UXMD-2130-NSN	\$2158.25	\$2385.80	\$2518.61	\$2803.49	\$2302.55	\$2530.10	\$2662.91	\$2947.79	
		36"(914mm)	UXMD-2136-NSN	2343.20	2577.80	2715.32	3006.62	2503.72	2738.32	2875.84	3167.14	
		42"(1067mm)	UXMD-2142-NS	2540.05	2781.70	2923.93	3221.65	2716.79	2958.44	3100.67	3398.39	
		48"(1219mm)	UXMD-2148-NS	2725.00	2973.70	3120.64	3424.78	2917.96	3166.66	3313.60	3617.74	
		54"(1372mm)	UXMD-2154-NS	2909.95	3165.70	3317.35	3627.91	3119.13	3374.88	3526.53	3837.09	
		60"(1524mm)	UXMD-2160-NSN	3094.90	3357.70	3514.06	3831.04	3320.30	3583.10	3739.46	4056.44	
		66"(1676mm)	UXMD-2166-NSN	3279.85	3549.70	3710.77	4034.17	3521.47	3791.32	3952.39	4275.79	
		72"(1829mm)	UXMD-2172-NSN	3464.80	3741.70	3907.48	4237.30	3722.64	3999.54	4165.32	4495.14	
		78"(1981mm)	UXMD-2178-NSN	3661.65	3945.60	4116.09	4452.33	3935.71	4219.66	4390.15	4726.39	
		84"(2134mm)	UXMD-2184-NSN	3846.60	4137.60	4312.80	4655.46	4136.88	4427.88	4603.08	4945.74	
		90"(2286mm)	UXMD-2190-NSN	4031.55	4329.60	4509.51	4858.59	4338.05	4636.10	4816.01	5165.09	
		96"(2438mm)	UXMD-2196-NSN	4216.50	4521.60	4706.22	5061.72	4539.22	4844.32	5028.94	5384.44	

This page intentionally blank

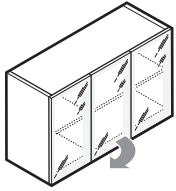
Masters Series

Overhead Storage Units with Glass Hinged Doors

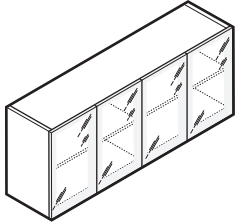
Overhead Storage Units — 2H with Glass Hinged Doors



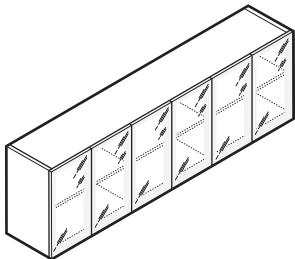
ULML-SN
ULMD-SN
UPML-SN
UPMD-SN
UXML-SN
UXMD-SN
30" and 36" widths



ULML-SL
ULMD-SL
UPML-SL
UPMD-SL
UXML-SL
UXMD-SL
42", 48" and 54" widths
(Left-hand single door swing shown)



ULML-SN
ULMD-SN
UPML-SN
UPMD-SN
UXML-SN
UXMD-SN
60", 66" and 72" widths



ULML-SN
ULMD-SN
UPML-SN
UPMD-SN
UXML-SN
UXMD-SN
78", 84", 90" and 96" widths

Features

- Includes storage cabinet(s) with glass doors, 2"(51mm) integrated light valance, one adjustable shelf and 4"(102mm) French cleat with anti-dislodgement feature.
- 42"(1067mm), 48"(1219mm) and 54"(1372mm) wide units available with choice of left or right door swing for single door.
- One interior 3/4"(19mm) thick wood shelf with $\pm 1 \frac{1}{4}$ "(32mm) adjustment range.
- Locks not available.
- Glass door includes metal frame with metallic powdercoat finish on back side of door.
- Glass doors will be field installed.

Specification Tips

- Accommodates separately specified tackboards and lighting accessories.
- Must be properly anchored to a structural wall.
- Anchors are not provided, must be field supplied.

To Order, Specify:

- 1) Product number.

① Single Door Swing Orientation: (42", 48" and 54" wide only)

L Left-hand

R Right-hand

- 2) Finish code (laminated, paint, or wood).
- 3) Laminate edge trim color (if laminate specified).
- 4) Glass code.
- 5) Trim color for glass frame (required - metallic paint only).

Masters Series

Overhead Storage Units with Glass Hinged Doors

Height	Width	Depth	Number ①	Laminate A Glass				Laminate B Glass				
				A	C	D	F	A	C	D	F	
Letter Depth												
29 1/8"(740mm)	30"(762mm)	14"(356mm)	ULML-2930-NSN	\$1870.31	\$2162.10	\$2337.79	\$2670.67	\$1927.01	\$2218.80	\$2394.49	\$2727.37	
	36"(914mm)	14"(356mm)	ULML-2936-NSN	1999.02	2297.86	2478.26	2817.56	2064.37	2363.21	2543.61	2882.91	
	42"(1067mm)	14"(356mm)	ULML-2942-NS	2139.63	2445.52	2630.63	2976.35	2213.63	2519.52	2704.63	3050.35	
	48"(1219mm)	14"(356mm)	ULML-2948-NS	2268.34	2581.28	2771.10	3123.24	2350.99	2663.93	2853.75	3205.89	
	54"(1372mm)	14"(356mm)	ULML-2954-NS	2397.05	2717.04	2911.57	3270.13	2488.35	2808.34	3002.87	3361.43	
	60"(1524mm)	14"(356mm)	ULML-2960-NSN	2525.76	2852.80	3052.04	3417.02	2625.71	2952.75	3151.99	3516.97	
	66"(1676mm)	14"(356mm)	ULML-2966-NSN	2654.47	2988.56	3192.51	3563.91	2763.07	3097.16	3301.11	3672.51	
	72"(1829mm)	14"(356mm)	ULML-2972-NSN	2783.18	3124.32	3332.98	3710.80	2900.43	3241.57	3450.23	3828.05	
	78"(1981mm)	14"(356mm)	ULML-2978-NSN	2923.79	3271.98	3485.35	3869.59	3049.69	3397.88	3611.25	3995.49	
	84"(2134mm)	14"(356mm)	ULML-2984-NSN	3052.50	3407.74	3625.82	4016.48	3187.05	3542.29	3760.37	4151.03	
	90"(2286mm)	14"(356mm)	ULML-2990-NSN	3181.21	3543.50	3766.29	4163.37	3324.41	3686.70	3909.49	4306.57	
	96"(2438mm)	14"(356mm)	ULML-2996-NSN	3309.92	3679.26	3906.76	4310.26	3461.77	3831.11	4058.61	4462.11	
Legal Depth												
29 1/8"(740mm)	30"(762mm)	16 1/2"(419mm)	ULMD-2930-NSN	\$1978.47	\$2270.26	\$2445.95	\$2778.83	\$2043.82	\$2335.61	\$2511.30	\$2844.18	
	36"(914mm)	16 1/2"(419mm)	ULMD-2936-NSN	2107.18	2406.02	2586.42	2925.72	2181.18	2480.02	2660.42	2999.72	
	42"(1067mm)	16 1/2"(419mm)	ULMD-2942-NS	2247.79	2553.68	2738.79	3084.51	2330.44	2636.33	2821.44	3167.16	
	48"(1219mm)	16 1/2"(419mm)	ULMD-2948-NS	2376.50	2689.44	2879.26	3231.40	2467.80	2780.74	2970.56	3322.70	
	54"(1372mm)	16 1/2"(419mm)	ULMD-2954-NS	2505.21	2825.20	3019.73	3378.29	2605.16	2925.15	3119.68	3478.24	
	60"(1524mm)	16 1/2"(419mm)	ULMD-2960-NSN	2633.92	2960.96	3160.20	3525.18	2742.52	3069.56	3268.80	3633.78	
	66"(1676mm)	16 1/2"(419mm)	ULMD-2966-NSN	2762.63	3096.72	3300.67	3672.07	2879.88	3213.97	3417.92	3789.32	
	72"(1829mm)	16 1/2"(419mm)	ULMD-2972-NSN	2891.34	3232.48	3441.14	3818.96	3017.24	3358.38	3567.04	3944.86	
	78"(1981mm)	16 1/2"(419mm)	ULMD-2978-NSN	3031.95	3380.14	3593.51	3977.75	3166.50	3514.69	3728.06	4112.30	
	84"(2134mm)	16 1/2"(419mm)	ULMD-2984-NSN	3160.66	3515.90	3733.98	4124.64	3303.86	3659.10	3877.18	4267.84	
	90"(2286mm)	16 1/2"(419mm)	ULMD-2990-NSN	3289.37	3651.66	3874.45	4271.53	3441.22	3803.51	4026.30	4423.38	
	96"(2438mm)	16 1/2"(419mm)	ULMD-2996-NSN	3418.08	3787.42	4014.92	4418.42	3578.58	3947.92	4175.42	4578.92	
Paint A Glass												
Height	Width	Depth	Number ①	A	C	D	F					
Letter Depth												
29 1/8"(740mm)	30"(762mm)	14"(356mm)	UPML-2930-NSN	\$2390.31	\$2682.10	\$2857.79	\$3190.67					
	36"(914mm)	14"(356mm)	UPML-2936-NSN	2575.26	2874.10	3054.50	3393.80					
	42"(1067mm)	14"(356mm)	UPML-2942-NS	2772.11	3078.00	3263.11	3608.83					
	48"(1219mm)	14"(356mm)	UPML-2948-NS	2957.06	3270.00	3459.82	3811.96					
	54"(1372mm)	14"(356mm)	UPML-2954-NS	3142.01	3462.00	3656.53	4015.09					
	60"(1524mm)	14"(356mm)	UPML-2960-NSN	3326.96	3654.00	3853.24	4218.22					
	66"(1676mm)	14"(356mm)	UPML-2966-NSN	3511.91	3846.00	4049.95	4421.35					
	72"(1829mm)	14"(356mm)	UPML-2972-NSN	3696.86	4038.00	4246.66	4624.48					
	78"(1981mm)	14"(356mm)	UPML-2978-NSN	3893.71	4241.90	4455.27	4839.51					
	84"(2134mm)	14"(356mm)	UPML-2984-NSN	4078.66	4433.90	4651.98	5042.64					
	90"(2286mm)	14"(356mm)	UPML-2990-NSN	4263.61	4625.90	4848.69	5245.77					
	96"(2438mm)	14"(356mm)	UPML-2996-NSN	4448.56	4817.90	5045.40	5448.90					
Legal Depth												
29 1/8"(740mm)	30"(762mm)	16 1/2"(419mm)	UPMD-2930-NSN	\$2536.33	\$2828.12	\$3003.81	\$3336.69					
	36"(914mm)	16 1/2"(419mm)	UPMD-2936-NSN	2721.28	3020.12	3200.52	3539.82					
	42"(1067mm)	16 1/2"(419mm)	UPMD-2942-NS	2918.13	3224.02	3409.13	3754.85					
	48"(1219mm)	16 1/2"(419mm)	UPMD-2948-NS	3103.08	3416.02	3605.84	3957.98					
	54"(1372mm)	16 1/2"(419mm)	UPMD-2954-NS	3288.03	3608.02	3802.55	4161.11					
	60"(1524mm)	16 1/2"(419mm)	UPMD-2960-NSN	3472.98	3800.02	3999.26	4364.24					
	66"(1676mm)	16 1/2"(419mm)	UPMD-2966-NSN	3657.93	3992.02	4195.97	4567.37					
	72"(1829mm)	16 1/2"(419mm)	UPMD-2972-NSN	3842.88	4184.02	4392.68	4770.50					
	78"(1981mm)	16 1/2"(419mm)	UPMD-2978-NSN	4039.73	4387.92	4601.29	4985.53					
	84"(2134mm)	16 1/2"(419mm)	UPMD-2984-NSN	4224.68	4579.92	4798.00	5188.66					
	90"(2286mm)	16 1/2"(419mm)	UPMD-2990-NSN	4409.63	4771.92	4994.71	5391.79					
	96"(2438mm)	16 1/2"(419mm)	UPMD-2996-NSN	4594.58	4963.92	5191.42	5594.92					

Masters Series

Overhead Storage Units with Glass Hinged Doors

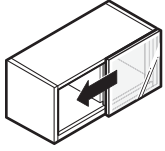
Height	Width	Depth	Number ①	Wood Group A Glass				Wood Group B Glass				
				A	C	D	F	A	C	D	F	
Letter Depth												
29 1/8"(740mm)	30"(762mm)	14"(356mm)	UXML-2930-NSN	\$2390.31	\$2682.10	\$2857.79	\$3190.67	\$2537.13	\$2828.92	\$3004.61	\$3337.49	
	36"(914mm)	14"(356mm)	UXML-2936-NSN	2575.26	2874.10	3054.50	3393.80	2738.30	3037.14	3217.54	3556.84	
	42"(1067mm)	14"(356mm)	UXML-2942-NS	2772.11	3078.00	3263.11	3608.83	2951.37	3257.26	3442.37	3788.09	
	48"(1219mm)	14"(356mm)	UXML-2948-NS	2957.06	3270.00	3459.82	3811.96	3152.54	3465.48	3655.30	4007.44	
	54"(1372mm)	14"(356mm)	UXML-2954-NS	3142.01	3462.00	3656.53	4015.09	3353.71	3673.70	3868.23	4226.79	
	60"(1524mm)	14"(356mm)	UXML-2960-NSN	3326.96	3654.00	3853.24	4218.22	3554.88	3881.92	4081.16	4446.14	
	66"(1676mm)	14"(356mm)	UXML-2966-NSN	3511.91	3846.00	4049.95	4421.35	3756.05	4090.14	4294.09	4665.49	
	72"(1829mm)	14"(356mm)	UXML-2972-NSN	3696.86	4038.00	4246.66	4624.48	3957.22	4298.36	4507.02	4884.84	
	78"(1981mm)	14"(356mm)	UXML-2978-NSN	3893.71	4241.90	4455.27	4839.51	4170.29	4518.48	4731.85	5116.09	
	84"(2134mm)	14"(356mm)	UXML-2984-NSN	4078.66	4433.90	4651.98	5042.64	4371.46	4726.70	4944.78	5335.44	
	90"(2286mm)	14"(356mm)	UXML-2990-NSN	4263.61	4625.90	4848.69	5245.77	4572.63	4934.92	5157.71	5554.79	
	96"(2438mm)	14"(356mm)	UXML-2996-NSN	4448.56	4817.90	5045.40	5448.90	4773.80	5143.14	5370.64	5774.14	
Legal Depth												
29 1/8"(740mm)	30"(762mm)	16 1/2"(419mm)	UXMD-2930-NSN	\$2536.33	\$2828.12	\$3003.81	\$3336.69	\$2697.75	\$2989.54	\$3165.23	\$3498.11	
	36"(914mm)	16 1/2"(419mm)	UXMD-2936-NSN	2721.28	3020.12	3200.52	3539.82	2898.92	3197.76	3378.16	3717.46	
	42"(1067mm)	16 1/2"(419mm)	UXMD-2942-NS	2918.13	3224.02	3409.13	3754.85	3111.99	3417.88	3602.99	3948.71	
	48"(1219mm)	16 1/2"(419mm)	UXMD-2948-NS	3103.08	3416.02	3605.84	3957.98	3313.16	3626.10	3815.92	4168.06	
	54"(1372mm)	16 1/2"(419mm)	UXMD-2954-NS	3288.03	3608.02	3802.55	4161.11	3514.33	3834.32	4028.85	4387.41	
	60"(1524mm)	16 1/2"(419mm)	UXMD-2960-NSN	3472.98	3800.02	3999.26	4364.24	3715.50	4042.54	4241.78	4606.76	
	66"(1676mm)	16 1/2"(419mm)	UXMD-2966-NSN	3657.93	3992.02	4195.97	4567.37	3916.67	4250.76	4454.71	4826.11	
	72"(1829mm)	16 1/2"(419mm)	UXMD-2972-NSN	3842.88	4184.02	4392.68	4770.50	4117.84	4458.98	4667.64	5045.46	
	78"(1981mm)	16 1/2"(419mm)	UXMD-2978-NSN	4039.73	4387.92	4601.29	4985.53	4330.91	4679.10	4892.47	5276.71	
	84"(2134mm)	16 1/2"(419mm)	UXMD-2984-NSN	4224.68	4579.92	4798.00	5188.66	4532.08	4887.32	5105.40	5496.06	
	90"(2286mm)	16 1/2"(419mm)	UXMD-2990-NSN	4409.63	4771.92	4994.71	5391.79	4733.25	5095.54	5318.33	5715.41	
	96"(2438mm)	16 1/2"(419mm)	UXMD-2996-NSN	4594.58	4963.92	5191.42	5594.92	4934.42	5303.76	5531.26	5934.76	

This page intentionally blank

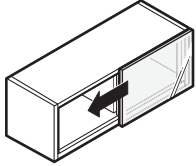
Masters Series

Overhead Storage Units with Glass Sliding Door

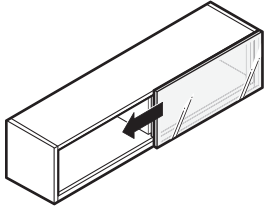
Overhead Storage Units — 1H with Glass Sliding Door



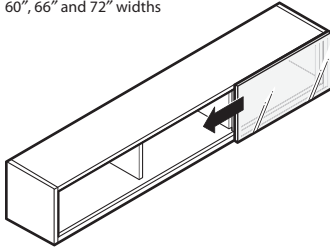
30" and 36" widths



42", 48" and 54" widths



60", 66" and 72" widths



78", 84", 90" and 96" widths

ULLL-SN
ULLD-SN
UPLL-SN
UPLD-SN
UXLL-SN
UXLD-SN

Features

- Includes storage cabinet(s) with one glass sliding door, 2"(51mm) integrated light valance and 4"(102mm) French cleat with anti-dislodgement feature.
- Units 30"-72"(762mm-1829mm) wide include two equal width sections divided by one inset intermediate center support.
- Units 78"-96"(1981mm-2438mm) wide include three equal width sections divided by two inset intermediate center supports.
- Sliding door width equal to one section width (one-half or one-third of unit width).
- Locks not available.
- Glass door includes metal frame with metallic powdercoat finish on back side of door.
- Includes internally mounted sliding door track top and bottom with bumpers at each end.
- Glass doors will be field installed.

Specification Tips

- Accommodates separately specified tackboards and lighting accessories.
- Must be properly anchored to a structural wall.
- Anchors are not provided, must be field supplied.
- Only back-painted glass available as standard; specifying alternate glass may allow for the light valance and hardware to be visible.

To Order, Specify:

- 1) Product number.
- 2) Finish code (lamine, paint, or wood).
- 3) Lamine edge trim color (if lamine specified).
- 4) Glass code.
- 5) Trim color for glass frame (required - metallic paint only).

Masters Series

Overhead Storage Units with Glass Sliding Door

Height	Width	Depth	Number	Laminate A Glass				Laminate B Glass			
				A	C	D	F	A	C	D	F
Letter Depth											
16 9/16"(421mm)	30"(762mm)	14"(356mm)	ULLL-1730-NSN	\$1135.68	\$1246.53	\$1320.49	\$1421.41	\$1178.94	\$1289.79	\$1363.75	\$1464.67
	36"(914mm)	14"(356mm)	ULLL-1736-NSN	1236.27	1353.16	1431.16	1537.58	1286.02	1402.91	1480.91	1587.33
	42"(1067mm)	14"(356mm)	ULLL-1742-NSN	1348.76	1471.69	1553.73	1665.65	1405.00	1527.93	1609.97	1721.89
	48"(1219mm)	14"(356mm)	ULLL-1748-NSN	1449.35	1578.32	1664.40	1781.82	1512.08	1641.05	1727.13	1844.55
	54"(1372mm)	14"(356mm)	ULLL-1754-NSN	1549.94	1684.95	1775.07	1897.99	1619.16	1754.17	1844.29	1967.21
	60"(1524mm)	14"(356mm)	ULLL-1760-NSN	1650.53	1791.58	1885.74	2014.16	1726.24	1867.29	1961.45	2089.87
	66"(1676mm)	14"(356mm)	ULLL-1766-NSN	1751.12	1898.21	1996.41	2130.33	1833.32	1980.41	2078.61	2212.53
	72"(1829mm)	14"(356mm)	ULLL-1772-NSN	1851.71	2004.84	2107.08	2246.50	1940.40	2093.53	2195.77	2335.19
	78"(1981mm)	14"(356mm)	ULLL-1778-NSN	1964.20	2123.37	2229.65	2374.57	2059.38	2218.55	2324.83	2469.75
	84"(2134mm)	14"(356mm)	ULLL-1784-NSN	2064.79	2230.00	2340.32	2490.74	2166.46	2331.67	2441.99	2592.41
	90"(2286mm)	14"(356mm)	ULLL-1790-NSN	2165.38	2336.63	2450.99	2606.91	2273.54	2444.79	2559.15	2715.07
	96"(2438mm)	14"(356mm)	ULLL-1796-NSN	2265.97	2443.26	2561.66	2723.08	2380.62	2557.91	2676.31	2837.73
Legal Depth											
16 9/16"(421mm)	30"(762mm)	16 1/2"(419mm)	ULLD-1730-NSN	\$1243.84	\$1354.69	\$1428.65	\$1529.57	\$1295.75	\$1406.60	\$1480.56	\$1581.48
	36"(914mm)	16 1/2"(419mm)	ULLD-1736-NSN	1344.43	1461.32	1539.32	1645.74	1402.83	1519.72	1597.72	1704.14
	42"(1067mm)	16 1/2"(419mm)	ULLD-1742-NSN	1456.92	1579.85	1661.89	1773.81	1521.81	1644.74	1726.78	1838.70
	48"(1219mm)	16 1/2"(419mm)	ULLD-1748-NSN	1557.51	1686.48	1772.56	1889.98	1628.89	1757.86	1843.94	1961.36
	54"(1372mm)	16 1/2"(419mm)	ULLD-1754-NSN	1658.10	1793.11	1883.23	2006.15	1735.97	1870.98	1961.10	2084.02
	60"(1524mm)	16 1/2"(419mm)	ULLD-1760-NSN	1758.69	1899.74	1993.90	2122.32	1843.05	1984.10	2078.26	2206.68
	66"(1676mm)	16 1/2"(419mm)	ULLD-1766-NSN	1859.28	2006.37	2104.57	2238.49	1950.13	2097.22	2195.42	2329.34
	72"(1829mm)	16 1/2"(419mm)	ULLD-1772-NSN	1959.87	2113.00	2215.24	2354.66	2057.21	2210.34	2312.58	2452.00
	78"(1981mm)	16 1/2"(419mm)	ULLD-1778-NSN	2072.36	2231.53	2337.81	2482.73	2176.19	2335.36	2441.64	2586.56
	84"(2134mm)	16 1/2"(419mm)	ULLD-1784-NSN	2172.95	2338.16	2448.48	2598.90	2283.27	2448.48	2558.80	2709.22
	90"(2286mm)	16 1/2"(419mm)	ULLD-1790-NSN	2273.54	2444.79	2559.15	2715.07	2390.35	2561.60	2675.96	2831.88
	96"(2438mm)	16 1/2"(419mm)	ULLD-1796-NSN	2374.13	2551.42	2669.82	2831.24	2497.43	2674.72	2793.12	2954.54
Paint A Glass											
Height	Width	Depth	Number	Paint A Glass							
				A	C	D	F				
Letter Depth											
16 9/16"(421mm)	30"(762mm)	14"(356mm)	UPLL-1730-NSN	\$1568.32	\$1679.17	\$1753.13	\$1854.05				
	36"(914mm)	14"(356mm)	UPLL-1736-NSN	1712.17	1829.06	1907.06	2013.48				
	42"(1067mm)	14"(356mm)	UPLL-1742-NSN	1867.92	1990.85	2072.89	2184.81				
	48"(1219mm)	14"(356mm)	UPLL-1748-NSN	2011.77	2140.74	2226.82	2344.24				
	54"(1372mm)	14"(356mm)	UPLL-1754-NSN	2155.62	2290.63	2380.75	2503.67				
	60"(1524mm)	14"(356mm)	UPLL-1760-NSN	2299.47	2440.52	2534.68	2663.10				
	66"(1676mm)	14"(356mm)	UPLL-1766-NSN	2443.32	2590.41	2688.61	2822.53				
	72"(1829mm)	14"(356mm)	UPLL-1772-NSN	2587.17	2740.30	2842.54	2981.96				
	78"(1981mm)	14"(356mm)	UPLL-1778-NSN	2742.92	2902.09	3008.37	3153.29				
	84"(2134mm)	14"(356mm)	UPLL-1784-NSN	2886.77	3051.98	3162.30	3312.72				
	90"(2286mm)	14"(356mm)	UPLL-1790-NSN	3030.62	3201.87	3316.23	3472.15				
	96"(2438mm)	14"(356mm)	UPLL-1796-NSN	3174.47	3351.76	3470.16	3631.58				
Legal Depth											
16 9/16"(421mm)	30"(762mm)	16 1/2"(419mm)	UPLD-1730-NSN	\$1714.34	\$1825.19	\$1899.15	\$2000.07				
	36"(914mm)	16 1/2"(419mm)	UPLD-1736-NSN	1858.19	1975.08	2053.08	2159.50				
	42"(1067mm)	16 1/2"(419mm)	UPLD-1742-NSN	2013.94	2136.87	2218.91	2330.83				
	48"(1219mm)	16 1/2"(419mm)	UPLD-1748-NSN	2157.79	2286.76	2372.84	2490.26				
	54"(1372mm)	16 1/2"(419mm)	UPLD-1754-NSN	2301.64	2436.65	2526.77	2649.69				
	60"(1524mm)	16 1/2"(419mm)	UPLD-1760-NSN	2445.49	2586.54	2680.70	2809.12				
	66"(1676mm)	16 1/2"(419mm)	UPLD-1766-NSN	2589.34	2736.43	2834.63	2968.55				
	72"(1829mm)	16 1/2"(419mm)	UPLD-1772-NSN	2733.19	2886.32	2988.56	3127.98				
	78"(1981mm)	16 1/2"(419mm)	UPLD-1778-NSN	2888.94	3048.11	3154.39	3299.31				
	84"(2134mm)	16 1/2"(419mm)	UPLD-1784-NSN	3032.79	3198.00	3308.32	3458.74				
	90"(2286mm)	16 1/2"(419mm)	UPLD-1790-NSN	3176.64	3347.89	3462.25	3618.17				
	96"(2438mm)	16 1/2"(419mm)	UPLD-1796-NSN	3320.49	3497.78	3616.18	3777.60				

Masters Series

Overhead Storage Units with Glass Sliding Door

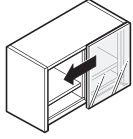
Height	Width	Depth	Number	Wood Group A Glass				Wood Group B Glass			
				A	C	D	F	A	C	D	F
Letter Depth											
16 9/16"(421mm)	30"(762mm)	14"(356mm)	UXLL-1730-NSN	\$1568.32	\$1679.17	\$1753.13	\$1854.05	\$1689.46	\$1800.31	\$1874.27	\$1975.19
	36"(914mm)	14"(356mm)	UXLL-1736-NSN	1712.17	1829.06	1907.06	2013.48	1845.75	1962.64	2040.64	2147.06
	42"(1067mm)	14"(356mm)	UXLL-1742-NSN	1867.92	1990.85	2072.89	2184.81	2013.94	2136.87	2218.91	2330.83
	48"(1219mm)	14"(356mm)	UXLL-1748-NSN	2011.77	2140.74	2226.82	2344.24	2170.23	2299.20	2385.28	2502.70
	54"(1372mm)	14"(356mm)	UXLL-1754-NSN	2155.62	2290.63	2380.75	2503.67	2326.52	2461.53	2551.65	2674.57
	60"(1524mm)	14"(356mm)	UXLL-1760-NSN	2299.47	2440.52	2534.68	2663.10	2482.81	2623.86	2718.02	2846.44
	66"(1676mm)	14"(356mm)	UXLL-1766-NSN	2443.32	2590.41	2688.61	2822.53	2639.10	2786.19	2884.39	3018.31
	72"(1829mm)	14"(356mm)	UXLL-1772-NSN	2587.17	2740.30	2842.54	2981.96	2795.39	2948.52	3050.76	3190.18
	78"(1981mm)	14"(356mm)	UXLL-1778-NSN	2742.92	2902.09	3008.37	3153.29	2963.58	3122.75	3229.03	3373.95
	84"(2134mm)	14"(356mm)	UXLL-1784-NSN	2886.77	3051.98	3162.30	3312.72	3119.87	3285.08	3395.40	3545.82
	90"(2286mm)	14"(356mm)	UXLL-1790-NSN	3030.62	3201.87	3316.23	3472.15	3276.16	3447.41	3561.77	3717.69
	96"(2438mm)	14"(356mm)	UXLL-1796-NSN	3174.47	3351.76	3470.16	3631.58	3432.45	3609.74	3728.14	3889.56
Legal Depth											
16 9/16"(421mm)	30"(762mm)	16 1/2"(419mm)	UXLD-1730-NSN	\$1714.34	\$1825.19	\$1899.15	\$2000.07	\$1850.08	\$1960.93	\$2034.89	\$2135.81
	36"(914mm)	16 1/2"(419mm)	UXLD-1736-NSN	1858.19	1975.08	2053.08	2159.50	2006.37	2123.26	2201.26	2307.68
	42"(1067mm)	16 1/2"(419mm)	UXLD-1742-NSN	2013.94	2136.87	2218.91	2330.83	2174.56	2297.49	2379.53	2491.45
	48"(1219mm)	16 1/2"(419mm)	UXLD-1748-NSN	2157.79	2286.76	2372.84	2490.26	2330.85	2459.82	2545.90	2663.32
	54"(1372mm)	16 1/2"(419mm)	UXLD-1754-NSN	2301.64	2436.65	2526.77	2649.69	2487.14	2622.15	2712.27	2835.19
	60"(1524mm)	16 1/2"(419mm)	UXLD-1760-NSN	2445.49	2586.54	2680.70	2809.12	2643.43	2784.48	2878.64	3007.06
	66"(1676mm)	16 1/2"(419mm)	UXLD-1766-NSN	2589.34	2736.43	2834.63	2968.55	2799.72	2946.81	3045.01	3178.93
	72"(1829mm)	16 1/2"(419mm)	UXLD-1772-NSN	2733.19	2886.32	2988.56	3127.98	2956.01	3109.14	3211.38	3350.80
	78"(1981mm)	16 1/2"(419mm)	UXLD-1778-NSN	2888.94	3048.11	3154.39	3299.31	3124.20	3283.37	3389.65	3534.57
	84"(2134mm)	16 1/2"(419mm)	UXLD-1784-NSN	3032.79	3198.00	3308.32	3458.74	3280.49	3445.70	3556.02	3706.44
	90"(2286mm)	16 1/2"(419mm)	UXLD-1790-NSN	3176.64	3347.89	3462.25	3618.17	3436.78	3608.03	3722.39	3878.31
	96"(2438mm)	16 1/2"(419mm)	UXLD-1796-NSN	3320.49	3497.78	3616.18	3777.60	3593.07	3770.36	3888.76	4050.18

This page intentionally blank

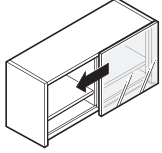
Masters Series

Overhead Storage Units with Glass Sliding Door

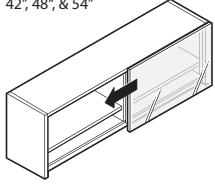
Overhead Storage Units — 1.5H Glass Sliding Door



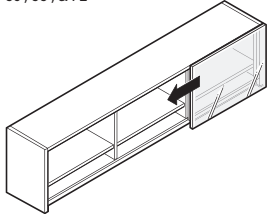
30" & 36"



42", 48", & 54"



60", 66", & 72"



78", 84", 90" & 96"

ULLL-SN
ULLD-SN
UPLL-SN
UPLD-SN
UXLL-SN
UXLD-SN

Features

- Includes storage cabinet(s) with one non-locking glass sliding door, 3.25"(83mm) cubbies, 2"(51mm) integrated light valance and 4"(102mm) French cleat with anti-dislodgement feature.
- Units 30"-72"(762mm-1829mm) wide include two equal width sections divided by one inset intermediate center support.
- Units 78"-96"(1981mm-2438mm) wide include three equal width sections divided by two inset intermediate center supports.
- Sliding door width equal to one section width (one-half or one-third of unit width).
- Locks not available.
- Glass door includes metal frame with metallic powdercoat finish on back side of door.
- Includes internally mounted sliding door track top and bottom with bumpers at each end.
- Glass doors will be field installed.

Specification Tips

- Accommodates separately specified tackboards and lighting accessories.
- Must be properly anchored to a structural wall.
- Anchors are not provided, must be field supplied.
- Only back-painted glass available as standard; specifying alternate glass may allow for the light valance and hardware to be visible.

To Order, Specify:

- 1) Product number.
- 2) Finish code (lamine, paint, or wood).
- 3) Lamine edge trim color (if lamine specified).
- 4) Glass code.
- 5) Trim color for glass frame (required - metallic paint only).

Masters Series

Overhead Storage Units with Glass Sliding Door

Height	Width	Depth	Number	Laminate A Glass				Laminate B Glass			
				A	C	D	F	A	C	D	F
Letter Depth											
21"(533mm)	14"(356mm)	30"(762mm)	ULLL-2130-NSN	\$1260.68	\$1392.77	\$1480.93	\$1601.21	\$1308.42	\$1440.51	\$1528.67	\$1648.95
		36"(914mm)	ULLL-2136-NSN	1386.15	1524.28	1616.48	1742.26	1442.54	1580.67	1672.87	1798.65
		42"(1067mm)	ULLL-2142-NSN	1523.52	1667.69	1763.93	1895.21	1588.56	1732.73	1828.97	1960.25
		48"(1219mm)	ULLL-2148-NSN	1648.99	1799.20	1899.48	2036.26	1722.68	1872.89	1973.17	2109.95
		54"(1372mm)	ULLL-2154-NSN	1774.46	1930.71	2035.03	2177.31	1856.80	2013.05	2117.37	2259.65
		60"(1524mm)	ULLL-2160-NSN	1899.93	2062.22	2170.58	2318.36	1990.92	2153.21	2261.57	2409.35
		66"(1676mm)	ULLL-2166-NSN	2025.40	2193.73	2306.13	2459.41	2125.04	2293.37	2405.77	2559.05
		72"(1829mm)	ULLL-2172-NSN	2150.87	2325.24	2441.68	2600.46	2259.16	2433.53	2549.97	2708.75
		78"(1981mm)	ULLL-2178-NSN	2288.24	2468.65	2589.13	2753.41	2405.18	2585.59	2706.07	2870.35
		84"(2134mm)	ULLL-2184-NSN	2413.71	2600.16	2724.68	2894.46	2539.30	2725.75	2850.27	3020.05
		90"(2286mm)	ULLL-2190-NSN	2539.18	2731.67	2860.23	3035.51	2673.42	2865.91	2994.47	3169.75
		96"(2438mm)	ULLL-2196-NSN	2664.65	2863.18	2995.78	3176.56	2807.54	3006.07	3138.67	3319.45
Legal Depth											
21"(533mm)	16 1/2"(419mm)	30"(762mm)	ULLD-2130-NSN	\$1368.84	\$1500.93	\$1589.09	\$1709.37	\$1425.23	\$1557.32	\$1645.48	\$1765.76
		36"(914mm)	ULLD-2136-NSN	1494.31	1632.44	1724.64	1850.42	1559.35	1697.48	1789.68	1915.46
		42"(1067mm)	ULLD-2142-NSN	1631.68	1775.85	1872.09	2003.37	1705.37	1849.54	1945.78	2077.06
		48"(1219mm)	ULLD-2148-NSN	1757.15	1907.36	2007.64	2144.42	1839.49	1989.70	2089.98	2226.76
		54"(1372mm)	ULLD-2154-NSN	1882.62	2038.87	2143.19	2285.47	1973.61	2129.86	2234.18	2376.46
		60"(1524mm)	ULLD-2160-NSN	2008.09	2170.38	2278.74	2426.52	2107.73	2270.02	2378.38	2526.16
		66"(1676mm)	ULLD-2166-NSN	2133.56	2301.89	2414.29	2567.57	2241.85	2410.18	2522.58	2675.86
		72"(1829mm)	ULLD-2172-NSN	2259.03	2433.40	2549.84	2708.62	2375.97	2550.34	2666.78	2825.56
		78"(1981mm)	ULLD-2178-NSN	2396.40	2576.81	2697.29	2861.57	2521.99	2702.40	2822.88	2987.16
		84"(2134mm)	ULLD-2184-NSN	2521.87	2708.32	2832.84	3002.62	2656.11	2842.56	2967.08	3136.86
		90"(2286mm)	ULLD-2190-NSN	2647.34	2839.83	2968.39	3143.67	2790.23	2982.72	3111.28	3286.56
		96"(2438mm)	ULLD-2196-NSN	2772.81	2971.34	3103.94	3284.72	2924.35	3122.88	3255.48	3436.26

Height	Width	Depth	Number	Paint A Glass			
				A	C	D	F
Letter Depth							
21"(533mm)	14"(356mm)	30"(762mm)	UPLL-2130-NSN	\$1722.44	\$1854.53	\$1942.69	\$2062.97
		36"(914mm)	UPLL-2136-NSN	1904.15	2042.28	2134.48	2260.26
		42"(1067mm)	UPLL-2142-NSN	2097.76	2241.93	2338.17	2469.45
		48"(1219mm)	UPLL-2148-NSN	2279.47	2429.68	2529.96	2666.74
		54"(1372mm)	UPLL-2154-NSN	2461.18	2617.43	2721.75	2864.03
		60"(1524mm)	UPLL-2160-NSN	2642.89	2805.18	2913.54	3061.32
		66"(1676mm)	UPLL-2166-NSN	2824.60	2992.93	3105.33	3258.61
		72"(1829mm)	UPLL-2172-NSN	3006.31	3180.68	3297.12	3455.90
		78"(1981mm)	UPLL-2178-NSN	3199.92	3380.33	3500.81	3665.09
		84"(2134mm)	UPLL-2184-NSN	3381.63	3568.08	3692.60	3862.38
		90"(2286mm)	UPLL-2190-NSN	3563.34	3755.83	3884.39	4059.67
		96"(2438mm)	UPLL-2196-NSN	3745.05	3943.58	4076.18	4256.96
Legal Depth							
21"(533mm)	16 1/2"(419mm)	30"(762mm)	UPLD-2130-NSN	\$1868.46	\$2000.55	\$2088.71	\$2208.99
		36"(914mm)	UPLD-2136-NSN	2050.17	2188.30	2280.50	2406.28
		42"(1067mm)	UPLD-2142-NSN	2243.78	2387.95	2484.19	2615.47
		48"(1219mm)	UPLD-2148-NSN	2425.49	2575.70	2675.98	2812.76
		54"(1372mm)	UPLD-2154-NSN	2607.20	2763.45	2867.77	3010.05
		60"(1524mm)	UPLD-2160-NSN	2788.91	2951.20	3059.56	3207.34
		66"(1676mm)	UPLD-2166-NSN	2970.62	3138.95	3251.35	3404.63
		72"(1829mm)	UPLD-2172-NSN	3152.33	3326.70	3443.14	3601.92
		78"(1981mm)	UPLD-2178-NSN	3345.94	3526.35	3646.83	3811.11
		84"(2134mm)	UPLD-2184-NSN	3527.65	3714.10	3838.62	4008.40
		90"(2286mm)	UPLD-2190-NSN	3709.36	3901.85	4030.41	4205.69
		96"(2438mm)	UPLD-2196-NSN	3891.07	4089.60	4222.20	4402.98

Masters Series

Overhead Storage Units with Glass Sliding Door

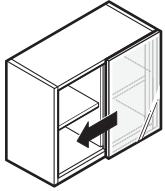
Height	Width	Depth	Number	Wood Group A Glass				Wood Group B Glass			
				A	C	D	F	A	C	D	F
Letter Depth											
21"(533mm)	14"(356mm)	30"(762mm)	UXLL-2130-NSN	\$1722.44	\$1854.53	\$1942.69	\$2062.97	\$1852.14	\$1984.23	\$2072.39	\$2192.67
		36"(914mm)	UXLL-2136-NSN	1904.15	2042.28	2134.48	2260.26	2050.07	2188.20	2280.40	2406.18
		42"(1067mm)	UXLL-2142-NSN	2097.76	2241.93	2338.17	2469.45	2259.90	2404.07	2500.31	2631.59
		48"(1219mm)	UXLL-2148-NSN	2279.47	2429.68	2529.96	2666.74	2457.83	2608.04	2708.32	2845.10
		54"(1372mm)	UXLL-2154-NSN	2461.18	2617.43	2721.75	2864.03	2655.76	2812.01	2916.33	3058.61
		60"(1524mm)	UXLL-2160-NSN	2642.89	2805.18	2913.54	3061.32	2853.69	3015.98	3124.34	3272.12
		66"(1676mm)	UXLL-2166-NSN	2824.60	2992.93	3105.33	3258.61	3051.62	3219.95	3332.35	3485.63
		72"(1829mm)	UXLL-2172-NSN	3006.31	3180.68	3297.12	3455.90	3249.55	3423.92	3540.36	3699.14
		78"(1981mm)	UXLL-2178-NSN	3199.92	3380.33	3500.81	3665.09	3459.38	3639.79	3760.27	3924.55
		84"(2134mm)	UXLL-2184-NSN	3381.63	3568.08	3692.60	3862.38	3657.31	3843.76	3968.28	4138.06
		90"(2286mm)	UXLL-2190-NSN	3563.34	3755.83	3884.39	4059.67	3855.24	4047.73	4176.29	4351.57
		96"(2438mm)	UXLL-2196-NSN	3745.05	3943.58	4076.18	4256.96	4053.17	4251.70	4384.30	4565.08
Legal Depth											
21"(533mm)	16 1/2"(419mm)	30"(762mm)	UXLD-2130-NSN	\$1868.46	\$2000.55	\$2088.71	\$2208.99	\$2012.76	\$2144.85	\$2233.01	\$2353.29
		36"(914mm)	UXLD-2136-NSN	2050.17	2188.30	2280.50	2406.28	2210.69	2348.82	2441.02	2566.80
		42"(1067mm)	UXLD-2142-NSN	2243.78	2387.95	2484.19	2615.47	2420.52	2564.69	2660.93	2792.21
		48"(1219mm)	UXLD-2148-NSN	2425.49	2575.70	2675.98	2812.76	2618.45	2768.66	2868.94	3005.72
		54"(1372mm)	UXLD-2154-NSN	2607.20	2763.45	2867.77	3010.05	2816.38	2972.63	3076.95	3219.23
		60"(1524mm)	UXLD-2160-NSN	2788.91	2951.20	3059.56	3207.34	3014.31	3176.60	3284.96	3432.74
		66"(1676mm)	UXLD-2166-NSN	2970.62	3138.95	3251.35	3404.63	3212.24	3380.57	3492.97	3646.25
		72"(1829mm)	UXLD-2172-NSN	3152.33	3326.70	3443.14	3601.92	3410.17	3584.54	3700.98	3859.76
		78"(1981mm)	UXLD-2178-NSN	3345.94	3526.35	3646.83	3811.11	3620.00	3800.41	3920.89	4085.17
		84"(2134mm)	UXLD-2184-NSN	3527.65	3714.10	3838.62	4008.40	3817.93	4004.38	4128.90	4298.68
		90"(2286mm)	UXLD-2190-NSN	3709.36	3901.85	4030.41	4205.69	4015.86	4208.35	4336.91	4512.19
		96"(2438mm)	UXLD-2196-NSN	3891.07	4089.60	4222.20	4402.98	4213.79	4412.32	4544.92	4725.70

This page intentionally blank

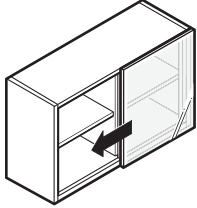
Masters Series

Overhead Storage Units with Glass Sliding Door

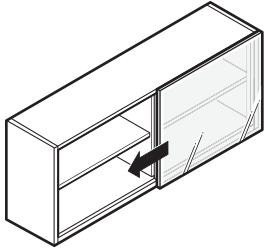
Overhead Storage Units — 2H with Glass Sliding Door



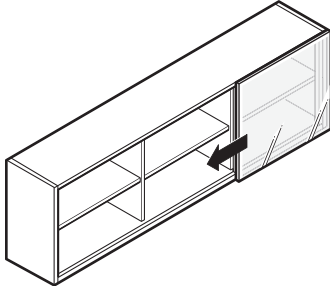
30" and 36" widths



42", 48" and 54" widths



60", 66" and 72" widths



78", 84", 90" and 96" widths

ULLL-SN
ULLD-SN
UPLL-SN
UPLD-SN
UXLL-SN
UXLD-SN

Features

- Includes storage cabinet(s) with one glass sliding door, 2"(51mm) integrated light valance, one adjustable shelf and 4"(102mm) French cleat with anti-dislodgement feature.
- Units 30"-72"(762mm-1829mm) wide include two equal width sections divided by one inset intermediate center support.
- Units 78"-96"(1981mm-2438mm) wide include three equal width sections divided by two inset intermediate center supports.
- Sliding door width equal to one section width (one-half or one-third of unit width).
- One interior 3/4"(19mm) thick wood shelf with $\pm 1\ 1/4"$ (32mm) adjustment range.
- Locks not available.
- Glass door includes metal frame with metallic powdercoat finish on back side of door.
- Includes internally mounted sliding door track top and bottom with bumpers at each end.
- Glass doors will be field installed.

Specification Tips

- Accommodates separately specified tackboards and lighting accessories.
- Must be properly anchored to a structural wall.
- Anchors are not provided, must be field supplied.
- Only back-painted glass available as standard; specifying alternate glass may allow for the light valance and hardware to be visible.

To Order, Specify:

- 1) Product number.
- 2) Finish code (lamine, paint, or wood).
- 3) Lamine edge trim color (if lamine specified).
- 4) Glass code.
- 5) Trim color for glass frame (required - metallic paint only).

Masters Series

Overhead Storage Units with Glass Sliding Door

Height	Width	Depth	Number	Laminate A Glass				Laminate B Glass			
				A	C	D	F	A	C	D	F
Letter Depth											
29 1/8"(740mm)	30"(762mm)	14"(356mm)	ULLL-2930-NSN	\$1510.68	\$1685.25	\$1801.81	\$1960.81	\$1567.38	\$1741.95	\$1858.51	\$2017.51
	36"(914mm)	14"(356mm)	ULLL-2936-NSN	1636.15	1816.76	1937.36	2101.86	1701.50	1882.11	2002.71	2167.21
	42"(1067mm)	14"(356mm)	ULLL-2942-NSN	1773.52	1960.17	2084.81	2254.81	1773.52	2034.17	2158.81	2328.81
	48"(1219mm)	14"(356mm)	ULLL-2948-NSN	1898.99	2091.68	2220.36	2395.86	1898.99	2174.33	2303.01	2478.51
	54"(1372mm)	14"(356mm)	ULLL-2954-NSN	2024.46	2223.19	2355.91	2536.91	2024.46	2314.49	2447.21	2628.21
	60"(1524mm)	14"(356mm)	ULLL-2960-NSN	2149.93	2354.70	2491.46	2677.96	2149.93	2454.65	2591.41	2777.91
	66"(1676mm)	14"(356mm)	ULLL-2966-NSN	2275.40	2486.21	2627.01	2819.01	2275.40	2594.81	2735.61	2927.61
	72"(1829mm)	14"(356mm)	ULLL-2972-NSN	2400.87	2617.72	2762.56	2960.06	2400.87	2734.97	2879.81	3077.31
	78"(1981mm)	14"(356mm)	ULLL-2978-NSN	2538.24	2761.13	2910.01	3113.01	2538.24	2887.03	3035.91	3238.91
	84"(2134mm)	14"(356mm)	ULLL-2984-NSN	2663.71	2892.64	3045.56	3254.06	2663.71	3027.19	3180.11	3388.61
	90"(2286mm)	14"(356mm)	ULLL-2990-NSN	2789.18	3024.15	3181.11	3395.11	2789.18	3167.35	3324.31	3538.31
	96"(2438mm)	14"(356mm)	ULLL-2996-NSN	2914.65	3155.66	3316.66	3536.16	3066.50	3307.51	3468.51	3688.01
Legal Depth											
29 1/8"(740mm)	30"(762mm)	16 1/2"(419mm)	ULLD-2930-NSN	\$1618.84	\$1793.41	\$1909.97	\$2068.97	\$1684.19	\$1858.76	\$1975.32	\$2134.32
	36"(914mm)	16 1/2"(419mm)	ULLD-2936-NSN	1744.31	1924.92	2045.52	2210.02	1818.31	1998.92	2119.52	2284.02
	42"(1067mm)	16 1/2"(419mm)	ULLD-2942-NSN	1881.68	2068.33	2192.97	2445.62	1964.33	2150.98	2275.62	2275.62
	48"(1219mm)	16 1/2"(419mm)	ULLD-2948-NSN	2007.15	2199.84	2328.52	2595.32	2098.45	2291.14	2419.82	2419.82
	54"(1372mm)	16 1/2"(419mm)	ULLD-2954-NSN	2132.62	2331.35	2464.07	2745.02	2232.57	2431.30	2564.02	2564.02
	60"(1524mm)	16 1/2"(419mm)	ULLD-2960-NSN	2258.09	2462.86	2599.62	2894.72	2366.69	2571.46	2708.22	2708.22
	66"(1676mm)	16 1/2"(419mm)	ULLD-2966-NSN	2383.56	2594.37	2735.17	3044.42	2500.81	2711.62	2852.42	2852.42
	72"(1829mm)	16 1/2"(419mm)	ULLD-2972-NSN	2509.03	2725.88	2870.72	3194.12	2634.93	2851.78	2996.62	2996.62
	78"(1981mm)	16 1/2"(419mm)	ULLD-2978-NSN	2646.40	2869.29	3018.17	3355.72	2780.95	3003.84	3152.72	3152.72
	84"(2134mm)	16 1/2"(419mm)	ULLD-2984-NSN	2771.87	3000.80	3153.72	3505.42	2915.07	3144.00	3296.92	3296.92
	90"(2286mm)	16 1/2"(419mm)	ULLD-2990-NSN	2897.34	3132.31	3289.27	3655.12	3049.19	3284.16	3441.12	3441.12
	96"(2438mm)	16 1/2"(419mm)	ULLD-2996-NSN	3022.81	3263.82	3424.82	3804.82	3183.31	3424.32	3585.32	3585.32

Height	Width	Depth	Number	Paint A Glass			
				A	C	D	F
Letter Depth							
29 1/8"(740mm)	30"(762mm)	14"(356mm)	UPLL-2930-NSN	\$2030.68	\$2205.25	\$2321.81	\$2480.81
	36"(914mm)	14"(356mm)	UPLL-2936-NSN	2212.39	2393.00	2513.60	2678.10
	42"(1067mm)	14"(356mm)	UPLL-2942-NSN	2406.00	2592.65	2717.29	2887.29
	48"(1219mm)	14"(356mm)	UPLL-2948-NSN	2587.71	2780.40	2909.08	3084.58
	54"(1372mm)	14"(356mm)	UPLL-2954-NSN	2769.42	2968.15	3100.87	3281.87
	60"(1524mm)	14"(356mm)	UPLL-2960-NSN	2951.13	3155.90	3292.66	3479.16
	66"(1676mm)	14"(356mm)	UPLL-2966-NSN	3132.84	3343.65	3484.45	3676.45
	72"(1829mm)	14"(356mm)	UPLL-2972-NSN	3314.55	3531.40	3676.24	3873.74
	78"(1981mm)	14"(356mm)	UPLL-2978-NSN	3508.16	3731.05	3879.93	4082.93
	84"(2134mm)	14"(356mm)	UPLL-2984-NSN	3689.87	3918.80	4071.72	4280.22
	90"(2286mm)	14"(356mm)	UPLL-2990-NSN	3871.58	4106.55	4263.51	4477.51
	96"(2438mm)	14"(356mm)	UPLL-2996-NSN	4053.29	4294.30	4455.30	4674.80
Legal Depth							
29 1/8"(740mm)	30"(762mm)	16 1/2"(419mm)	UPLD-2930-NSN	\$2176.70	\$2351.27	\$2467.83	\$2626.83
	36"(914mm)	16 1/2"(419mm)	UPLD-2936-NSN	2358.41	2539.02	2659.62	2824.12
	42"(1067mm)	16 1/2"(419mm)	UPLD-2942-NSN	2552.02	2738.67	2863.31	3033.31
	48"(1219mm)	16 1/2"(419mm)	UPLD-2948-NSN	2733.73	2926.42	3055.10	3230.60
	54"(1372mm)	16 1/2"(419mm)	UPLD-2954-NSN	2915.44	3114.17	3246.89	3427.89
	60"(1524mm)	16 1/2"(419mm)	UPLD-2960-NSN	3097.15	3301.92	3438.68	3625.18
	66"(1676mm)	16 1/2"(419mm)	UPLD-2966-NSN	3278.86	3489.67	3630.47	3822.47
	72"(1829mm)	16 1/2"(419mm)	UPLD-2972-NSN	3460.57	3677.42	3822.26	4019.76
	78"(1981mm)	16 1/2"(419mm)	UPLD-2978-NSN	3654.18	3877.07	4025.95	4228.95
	84"(2134mm)	16 1/2"(419mm)	UPLD-2984-NSN	3835.89	4064.82	4217.74	4426.24
	90"(2286mm)	16 1/2"(419mm)	UPLD-2990-NSN	4017.60	4252.57	4409.53	4623.53
	96"(2438mm)	16 1/2"(419mm)	UPLD-2996-NSN	4199.31	4440.32	4601.32	4820.82

Masters Series

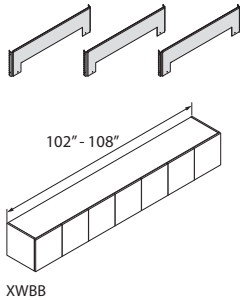
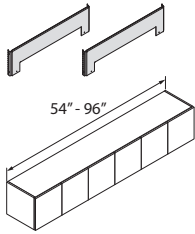
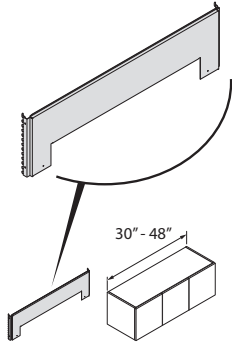
Overhead Storage Units with Glass Sliding Door

Height	Width	Depth	Number	Wood Group A Glass				Wood Group B Glass				
				A	C	D	F	A	C	D	F	
Letter Depth												
29 1/8"(740mm)	30"(762mm)	14"(356mm)	UXLL-2930-NSN	\$2030.68	\$2205.25	\$2321.81	\$2480.81	\$2177.50	\$2352.07	\$2468.63	\$2627.63	
	36"(914mm)	14"(356mm)	UXLL-2936-NSN	2212.39	2393.00	2513.60	2678.10	2375.43	2556.04	2676.64	2841.14	
	42"(1067mm)	14"(356mm)	UXLL-2942-NSN	2406.00	2592.65	2717.29	2887.29	2585.26	2771.91	2896.55	3066.55	
	48"(1219mm)	14"(356mm)	UXLL-2948-NSN	2587.71	2780.40	2909.08	3084.58	2783.19	2975.88	3104.56	3280.06	
	54"(1372mm)	14"(356mm)	UXLL-2954-NSN	2769.42	2968.15	3100.87	3281.87	2981.12	3179.85	3312.57	3493.57	
	60"(1524mm)	14"(356mm)	UXLL-2960-NSN	2951.13	3155.90	3292.66	3479.16	3179.05	3383.82	3520.58	3707.08	
	66"(1676mm)	14"(356mm)	UXLL-2966-NSN	3132.84	3343.65	3484.45	3676.45	3376.98	3587.79	3728.59	3920.59	
	72"(1829mm)	14"(356mm)	UXLL-2972-NSN	3314.55	3531.40	3676.24	3873.74	3574.91	3791.76	3936.60	4134.10	
	78"(1981mm)	14"(356mm)	UXLL-2978-NSN	3508.16	3731.05	3879.93	4082.93	3784.74	4007.63	4156.51	4359.51	
	84"(2134mm)	14"(356mm)	UXLL-2984-NSN	3689.87	3918.80	4071.72	4280.22	3982.67	4211.60	4364.52	4573.02	
	90"(2286mm)	14"(356mm)	UXLL-2990-NSN	3871.58	4106.55	4263.51	4477.51	4180.60	4415.57	4572.53	4786.53	
	96"(2438mm)	14"(356mm)	UXLL-2996-NSN	4053.29	4294.30	4455.30	4674.80	4378.53	4619.54	4780.54	5000.04	
Legal Depth												
29 1/8"(740mm)	30"(762mm)	16 1/2"(419mm)	UXLD-2930-NSN	\$2176.70	\$2351.27	\$2467.83	\$2626.83	\$2338.12	\$2512.69	\$2629.25	\$2788.25	
	36"(914mm)	16 1/2"(419mm)	UXLD-2936-NSN	2358.41	2539.02	2659.62	2824.12	2536.05	2716.66	2837.26	3001.76	
	42"(1067mm)	16 1/2"(419mm)	UXLD-2942-NSN	2552.02	2738.67	2863.31	3033.31	2745.88	2932.53	3057.17	3227.17	
	48"(1219mm)	16 1/2"(419mm)	UXLD-2948-NSN	2733.73	2926.42	3055.10	3230.60	2943.81	3136.50	3265.18	3440.68	
	54"(1372mm)	16 1/2"(419mm)	UXLD-2954-NSN	2915.44	3114.17	3246.89	3427.89	3141.74	3340.47	3473.19	3654.19	
	60"(1524mm)	16 1/2"(419mm)	UXLD-2960-NSN	3097.15	3301.92	3438.68	3625.18	3339.67	3544.44	3681.20	3867.70	
	66"(1676mm)	16 1/2"(419mm)	UXLD-2966-NSN	3278.86	3489.67	3630.47	3822.47	3537.60	3748.41	3889.21	4081.21	
	72"(1829mm)	16 1/2"(419mm)	UXLD-2972-NSN	3460.57	3677.42	3822.26	4019.76	3735.53	3952.38	4097.22	4294.72	
	78"(1981mm)	16 1/2"(419mm)	UXLD-2978-NSN	3654.18	3877.07	4025.95	4228.95	3945.36	4168.25	4317.13	4520.13	
	84"(2134mm)	16 1/2"(419mm)	UXLD-2984-NSN	3835.89	4064.82	4217.74	4426.24	4143.29	4372.22	4525.14	4733.64	
	90"(2286mm)	16 1/2"(419mm)	UXLD-2990-NSN	4017.60	4252.57	4409.53	4623.53	4341.22	4576.19	4733.15	4947.15	
	96"(2438mm)	16 1/2"(419mm)	UXLD-2996-NSN	4199.31	4440.32	4601.32	4820.82	4539.15	4780.16	4941.16	5160.66	

Masters Series

Mounting Bracket Masters Overhead Storage Unit to Enclose

Number	Price
XWBB-0027	\$33.00
XWBB-0030	33.00
XWBB-0033	33.00
XWBB-0034	33.00
XWBB-0036	33.00
XWBB-0039	35.00
XWBB-0042	35.00
XWBB-0045	35.00
XWBB-0048	35.00



XWBB

Features

- Includes black bracket and attachment hardware.
- One bracket for 30"(762mm)-48"(1219mm) Overhead Storage Unit. Two brackets for 54"(1372mm)-96"(2438mm) Overhead. Three brackets for 102"(2591mm)-108"(2743mm)

To Order, Specify:

- 1) Product number.
(No finish specification required.)

Specification Tips

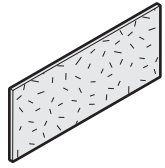
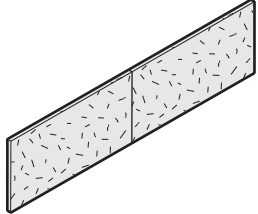
- Mounting Bracket is not for use with an Open Sided Shelf.
- Bracket width must match Enclose wall width for installation purposes.
- See matrix below for bracket quantity needed for Overhead Storage Unit size.

Overhead Storage Width	Bracket Number	Quantity of Brackets(s) Needed
30"(762mm)	XWBB-0030	1
36"(914mm)	XWBB-0036	1
42"(1067mm)	XWBB-0042	1
48"(1219mm)	XWBB-0048	1
54"(1372mm)	XWBB-0027	2
60"(1524mm)	XWBB-0030	2
66"(1676mm)	XWBB-0033	2
72"(1829mm)	XWBB-0036	2
78"(1981mm)	XWBB-0039	2
84"(2134mm)	XWBB-0042	2
90"(2286mm)	XWBB-0045	2
96"(2438mm)	XWBB-0048	2
102"(2591mm)*	XWBB-0034	3
108"(2743mm)*	XWBB-0036	3

Masters Series

Tackboards for Overhead Storage Units — 1H and 2H

	Height	Width	Number	Fabric Grade		
				A	B	C
Tackboards — Wall Mount Overhead Storage Units — Fabric	22"(559mm)	30"(762mm)	MTWD-2230	\$230.36	\$263.02	\$306.50
		36"(914mm)	MTWD-2236	246.56	281.32	328.34
		42"(1067mm)	MTWD-2242	262.76	299.62	350.18
		48"(1219mm)	MTWD-2248	278.96	317.92	372.02
		54"(1372mm)	MTWD-2254	295.16	336.22	393.86
		60"(1524mm)	MTWD-2260	311.36	354.52	415.70
		66"(1676mm)	MTWD-2266	387.03	491.95	557.61
		72"(1829mm)	MTWD-2272	412.95	525.97	596.07
		78"(1981mm)	MTWD-2278	438.87	559.99	634.53
		84"(2134mm)	MTWD-2284	464.79	594.01	672.99
		90"(2286mm)	MTWD-2290	490.71	628.03	711.45
	96"(2438mm)	MTWD-2296	516.63	662.05	749.91	

MTWD
30"–60" wideMTWD
66"–96" wide

Feature

- Tackboards over 60"(1524mm) wide include two fabric sections.

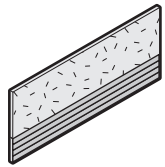
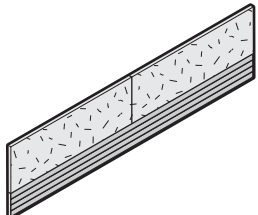
Specification Tips

- Designed to mount on wall below equal width overhead storage unit or an open sided shelf.
- Not for use with overhead storage units with cubbies.

To Order, Specify:

- Product number.
- Fabric code.

	Height	Width	Number	Fabric Grade		
				A	B	C
Tackboards — Wall Mount Overhead Storage Units — Fabric and Slat Rail	22"(559mm)	30"(762mm)	MTSW-2230	\$391.25	\$450.45	\$ 516.67
		36"(914mm)	MTSW-2236	418.79	482.12	553.03
		42"(1067mm)	MTSW-2242	446.33	513.79	589.39
		48"(1219mm)	MTSW-2248	473.87	545.46	625.75
		54"(1372mm)	MTSW-2254	501.41	577.13	662.11
		60"(1524mm)	MTSW-2260	524.31	603.21	692.57
		66"(1676mm)	MTSW-2266	578.23	665.29	763.71
		72"(1829mm)	MTSW-2272	632.15	727.37	834.85
		78"(1981mm)	MTSW-2278	686.07	789.45	905.99
		84"(2134mm)	MTSW-2284	739.99	851.53	977.13
		90"(2286mm)	MTSW-2290	793.91	913.61	1048.27
	96"(2438mm)	MTSW-2296	847.83	975.69	1119.41	

MTSW
30"–60" wideMTSW
66"–96" wide

Features

- Includes fabric covered tackboard(s) with slat rail.
- Tackboards over 60"(1524mm) wide include two fabric sections. Optional slat rail is one full-width section.

Specification Tips

- Designed to mount on wall below equal width overhead storage unit or an open sided shelf.
- Slat rail accommodates separately specified Jump Stuff slat rail tools.
- Not for use with overhead storage units with cubbies.

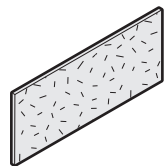
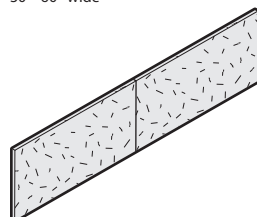
To Order, Specify:

- Product number.
- Fabric code.
- Trim code for slat rail.

Masters Series

Tackboards for Overhead Storage Units — 1.5H

	Height	Width	Number	Fabric Grade		
				A	B	C
Fabric Tackboards	18"(457mm)	30"(762mm)	MTWD-1830	\$199.24	\$227.58	\$264.98
		36"(914mm)	MTWD-1836	214.96	245.40	286.10
		42"(1067mm)	MTWD-1842	230.68	263.22	307.22
		48"(1219mm)	MTWD-1848	246.40	281.04	328.34
		54"(1372mm)	MTWD-1854	262.12	298.86	349.46
		60"(1524mm)	MTWD-1860	277.84	316.68	370.58
		66"(1676mm)	MTWD-1866	293.56	334.50	391.70
		72"(1829mm)	MTWD-1872	309.28	352.32	412.82
		78"(1981mm)	MTWD-1878	398.55	503.43	571.33
		84"(2134mm)	MTWD-1884	421.59	533.37	605.23
		90"(2286mm)	MTWD-1890	444.63	563.31	639.13
		96"(2438mm)	MTWD-1896	467.67	593.25	673.03

MTWD
30"–60" wideMTWD
66"–96" wide

Features

- Includes fabric covered tackboard with attachment hardware.
- Tackboards over 60"(1524mm) wide include two fabric sections.

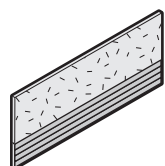
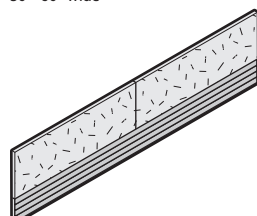
Specification Tip

- Designed to mount on wall below equal width overhead storage unit or an open sided shelf.

To Order, Specify:

- 1) Product number.
- 2) Fabric code.

	Height	Width	Number	Fabric Grade		
				A	B	C
Fabric and Slat Rail	18"(457mm)	30"(762mm)	MTSW-1830	\$386.66	\$445.17	\$ 510.58
		36"(914mm)	MTSW-1836	414.20	476.84	546.94
		42"(1067mm)	MTSW-1842	441.74	508.51	583.30
		48"(1219mm)	MTSW-1848	469.28	540.18	619.66
		54"(1372mm)	MTSW-1854	496.82	571.85	656.02
		60"(1524mm)	MTSW-1860	515.13	592.65	680.41
		66"(1676mm)	MTSW-1866	569.05	654.73	751.55
		72"(1829mm)	MTSW-1872	622.97	716.81	822.69
		78"(1981mm)	MTSW-1878	676.89	778.89	893.83
		84"(2134mm)	MTSW-1884	730.81	840.97	964.97
		90"(2286mm)	MTSW-1890	784.73	903.05	1036.11
		96"(2438mm)	MTSW-1896	838.65	965.13	1107.25

MTSW
30"–60" wideMTSW
66"–96" wide

Features

- Includes fabric covered tackboard(s) with slat rail and attachment hardware.
- Tackboards over 60"(1524mm) wide include two fabric sections. Optional slat rail is one full-width section.

Specification Tips

- Designed to mount on wall below equal width overhead storage unit or an open sided shelf.
- Slat rail accommodates separately specified Jump Stuff slat rail tools.

To Order, Specify:

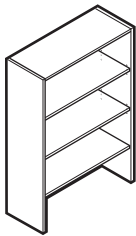
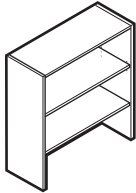
- 1) Product number.
- 2) Fabric code.
- 3) Trim code for slat rail.

Masters Series

Stack-On Bookcases

Height	Width	Depth	Number	Laminate		Paint A	Wood		
				A	B		Group A	Group B	
Laminate — Letter Depth									
39 7/8"(1013mm)	30"(762mm)	14"(356mm)	X5KL-4030-NNSN	\$1365.35	\$1456.59				
	36"(914mm)	14"(356mm)	X5KL-4036-NNSN	1416.99	1509.49				
52 1/2"(1334mm)	30"(762mm)	14"(356mm)	X5KL-5230-NNSN	\$1865.60	\$1957.73				
	36"(914mm)	14"(356mm)	X5KL-5236-NNSN	1933.30	2026.69				
Laminate — Legal Depth									
39 7/8"(1013mm)	30"(762mm)	16 1/2"(419mm)	X5KD-4030-NNSN	\$1399.76	\$1491.00				
	36"(914mm)	16 1/2"(419mm)	X5KD-4036-NNSN	1451.40	1543.90				
52 1/2"(1334mm)	30"(762mm)	16 1/2"(419mm)	X5KD-5230-NNSN	\$1911.48	\$2003.61				
	36"(914mm)	16 1/2"(419mm)	X5KD-5236-NNSN	1979.18	2072.57				
Paint — Letter Depth									
39 7/8"(1013mm)	30"(762mm)	14"(356mm)	X7KL-4030-NNSN			\$1950.51			
	36"(914mm)	14"(356mm)	X7KL-4036-NNSN			2002.15			
52 1/2"(1334mm)	30"(762mm)	14"(356mm)	X7KL-5230-NNSN			\$2541.40			
	36"(914mm)	14"(356mm)	X7KL-5236-NNSN			2609.10			
Paint — Legal Depth									
39 7/8"(1013mm)	30"(762mm)	16 1/2"(419mm)	X7KD-4030-NNSN			\$1984.92			
	36"(914mm)	16 1/2"(419mm)	X7KD-4036-NNSN			2036.56			
52 1/2"(1334mm)	30"(762mm)	16 1/2"(419mm)	X7KD-5230-NNSN			\$2587.28			
	36"(914mm)	16 1/2"(419mm)	X7KD-5236-NNSN			2654.98			
Wood — Letter Depth									
39 7/8"(1013mm)	30"(762mm)	14"(356mm)	X4KL-4030-NNSN			\$1950.51	\$2145.56		
	36"(914mm)	14"(356mm)	X4KL-4036-NNSN			2002.15	2202.93		
52 1/2"(1334mm)	30"(762mm)	14"(356mm)	X4KL-5230-NNSN			\$2541.40	\$2795.54		
	36"(914mm)	14"(356mm)	X4KL-5236-NNSN			2609.10	2868.97		
Wood — Legal Depth									
39 7/8"(1013mm)	30"(762mm)	16 1/2"(419mm)	X4KD-4030-NNSN			\$1984.92	\$2179.97		
	36"(914mm)	16 1/2"(419mm)	X4KD-4036-NNSN			2036.56	2237.34		
52 1/2"(1334mm)	30"(762mm)	16 1/2"(419mm)	X4KD-5230-NNSN			\$2587.28	\$2841.42		
	36"(914mm)	16 1/2"(419mm)	X4KD-5236-NNSN			2654.98	2914.85		

Stack-On Bookcase



X4KL-SN
X4KD-SN
X5KL-SN
X5KD-SN
X7KL-SN
X7KD-SN

Features

- Includes unfinished back, one fixed shelf, attachment material and one adjustable shelf for 3H or two adjustable shelves for 4H unit.
- Adjustable 3/4"(19mm) thick shelf has ±1 1/4"(32mm) adjustment range.
- Bottom shelf is fixed.
- Shipped assembled.

Specification Tips

- 39 7/8"(1013mm) high aligns with 5H storage units.
- 52 1/2"(1334mm) high aligns with 6H storage units.
- See Stack-on Application Rules in Specification Guide.
- Not designed for application where back of unit is visible.

To Order, Specify:

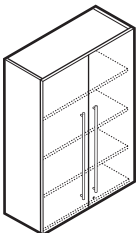
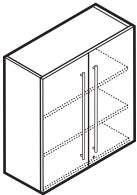
- 1) Product number.
- 2) Finish Code (Laminate, Paint or Wood).
- 3) Laminate edge trim color (if laminate specified).

Masters Series

Stack-On Storage Cabinets with Hinged Doors

Height	Width	Depth	Number ①②	Laminate		Paint A	Wood		
				A	B		Group A	Group B	
Laminate — Letter Depth									
39 7/8"(1013mm)	30"(762mm)	14"(356mm)	X5CL-4030-■ ■ SL	\$1809.26	\$1927.37				
	36"(914mm)	14"(356mm)	X5CL-4036-■ ■ SL	1875.24	1993.35				
52 1/2"(1334mm)	30"(762mm)	14"(356mm)	X5CL-5230-■ ■ SL	\$2468.42	\$2586.53				
	36"(914mm)	14"(356mm)	X5CL-5236-■ ■ SL	2534.40	2652.51				
Laminate — Legal Depth									
39 7/8"(1013mm)	30"(762mm)	16 1/2"(419mm)	X5CD-4030-■ ■ SL	\$1866.63	\$1984.74				
	36"(914mm)	16 1/2"(419mm)	X5CD-4036-■ ■ SL	1932.61	2050.72				
52 1/2"(1334mm)	30"(762mm)	16 1/2"(419mm)	X5CD-5230-■ ■ SL	\$2525.79	\$2643.90				
	36"(914mm)	16 1/2"(419mm)	X5CD-5236-■ ■ SL	2591.77	2709.88				
Paint — Letter Depth									
39 7/8"(1013mm)	30"(762mm)	14"(356mm)	X7CL-4030-■ ■ SP					\$2609.67	
	36"(914mm)	14"(356mm)	X7CL-4036-■ ■ SP					2675.65	
52 1/2"(1334mm)	30"(762mm)	14"(356mm)	X7CL-5230-■ ■ SP					\$3268.83	
	36"(914mm)	14"(356mm)	X7CL-5236-■ ■ SP					3334.81	
Paint — Legal Depth									
39 7/8"(1013mm)	30"(762mm)	16 1/2"(419mm)	X7CD-4030-■ ■ SP					\$2667.04	
	36"(914mm)	16 1/2"(419mm)	X7CD-4036-■ ■ SP					2733.02	
52 1/2"(1334mm)	30"(762mm)	16 1/2"(419mm)	X7CD-5230-■ ■ SP					\$3326.20	
	36"(914mm)	16 1/2"(419mm)	X7CD-5236-■ ■ SP					3392.18	
Wood — Letter Depth									
39 7/8"(1013mm)	30"(762mm)	14"(356mm)	X4CL-4030-■ ■ SW					\$2609.67	\$2870.64
	36"(914mm)	14"(356mm)	X4CL-4036-■ ■ SW					2675.65	2943.22
52 1/2"(1334mm)	30"(762mm)	14"(356mm)	X4CL-5230-■ ■ SW					\$3268.83	\$3595.71
	36"(914mm)	14"(356mm)	X4CL-5236-■ ■ SW					3334.81	3668.29
Wood — Legal Depth									
39 7/8"(1013mm)	30"(762mm)	16 1/2"(419mm)	X4CD-4030-■ ■ SW					\$2667.04	\$2928.01
	36"(914mm)	16 1/2"(419mm)	X4CD-4036-■ ■ SW					2733.02	3000.59
52 1/2"(1334mm)	30"(762mm)	16 1/2"(419mm)	X4CD-5230-■ ■ SW					\$3326.20	\$3653.08
	36"(914mm)	16 1/2"(419mm)	X4CD-5236-■ ■ SW					3392.18	3725.66

Stack-On Storage Cabinet with Hinged Doors



X4CL-SW
X4CD-SW
X5CL-SW
X5CD-SW
X7CL-SW
X7CD-SW

Features

- Includes unfinished back, hinged doors with concealed hinges, attachment material, two adjustable shelves for 3H or three adjustable shelves for 4H unit.
- Adjustable 3/4"(19mm) thick shelf has ±1 1/4 "(32mm) adjustment range.
- Door pull options:
 - Finger pull option indicates door with touch latch.
 - Bar pulls available in powdercoat finish.
 - Linear and Classic pulls are available in satin nickel finish only.
- Optional lock available; lock plug available in black or chrome.
- For lock options, refer to Lock Program Price List.
- Shipped assembled.

Specification Tips

- 39 7/8"(1013mm) high aligns with 5H storage units.
- 52 1/2"(1334mm) high aligns with 6H storage units.
- See Stack-on Application Rules in Specification Guide.
- Not designed for application where back of unit is visible.

To Order, Specify:

- 1) Product number, including:

① Pull Option:

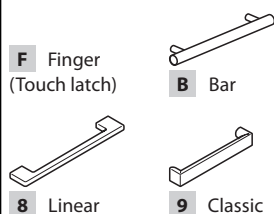
- F** Finger (Touch latch) (Wood only)
- B** Bar
- 8** Linear
- 9** Classic

② Lock Option:

- N** No Lock
- L** Lock, add \$122.77 list

- 2) Finish code (laminate, paint, or wood).
- 3) Laminate edge trim color (if laminate specified).
- 4) Trim color for bar pull (if specified).
- 5) Trim color for lock (if specified).

① Pull Styles



Masters Series

Stack-On Storage Cabinets with Glass Doors

Height	Width	Depth	Number	Laminate A Glass				Laminate B Glass			
				A	C	D	F	A	C	D	F
Letter Depth											
39 7/8"(1013mm)	30"(762mm)	14"(356mm)	X5JL-4030-NNST	\$1892.23	\$2480.83	\$2643.74	\$2969.60	\$2043.50	\$2632.10	\$2795.01	\$3120.87
	36"(914mm)	14"(356mm)	X5JL-4036-NNST	1949.60	2538.20	2701.11	3026.97	2102.67	2691.27	2854.18	3180.04
52 1/2"(1334mm)	30"(762mm)	14"(356mm)	X5JL-5230-NNST	\$2554.25	\$3142.85	\$3305.76	\$3631.62	\$2706.78	\$3295.38	\$3458.29	\$3784.15
	36"(914mm)	14"(356mm)	X5JL-5236-NNST	2634.57	3223.17	3386.08	3711.94	2788.90	3377.50	3540.41	3866.27

Legal Depth											
39 7/8"(1013mm)	30"(762mm)	16 1/2"(419mm)	X5JD-4030-NNST	\$1940.41	\$2529.01	\$2691.92	\$3017.78	\$2091.68	\$2680.28	\$2843.19	\$3169.05
	36"(914mm)	16 1/2"(419mm)	X5JD-4036-NNST	1997.78	2586.38	2749.29	3075.15	2150.85	2739.45	2902.36	3228.22
52 1/2"(1334mm)	30"(762mm)	16 1/2"(419mm)	X5JD-5230-NNST	\$2616.20	\$3204.80	\$3367.71	\$3693.57	\$2768.73	\$3357.33	\$3520.24	\$3846.10
	36"(914mm)	16 1/2"(419mm)	X5JD-5236-NNST	2850.85	3439.45	3448.03	3448.03	2850.85	3439.45	3602.36	3928.22

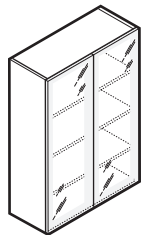
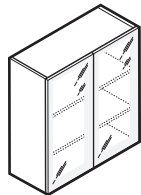
Height	Width	Depth	Number	Paint A Glass			
				A	C	D	F
Letter Depth							
39 7/8"(1013mm)	30"(762mm)	14"(356mm)	X7JL-4030-NNST	\$2703.19	\$3291.79	\$3454.70	\$3780.56
	36"(914mm)	14"(356mm)	X7JL-4036-NNST	2760.56	3349.16	3512.07	3837.93
52 1/2"(1334mm)	30"(762mm)	14"(356mm)	X7JL-5230-NNST	\$3478.80	\$4067.40	\$4230.31	\$4556.17
	36"(914mm)	14"(356mm)	X7JL-5236-NNST	3559.12	4147.72	4310.63	4636.49

Legal Depth							
39 7/8"(1013mm)	30"(762mm)	16 1/2"(419mm)	X7JD-4030-NNST	\$2751.37	\$3339.97	\$3502.88	\$3828.74
	36"(914mm)	16 1/2"(419mm)	X7JD-4036-NNST	2808.74	3397.34	3560.25	3886.11
52 1/2"(1334mm)	30"(762mm)	16 1/2"(419mm)	X7JD-5230-NNST	\$3540.75	\$4129.35	\$4292.26	\$4618.12
	36"(914mm)	16 1/2"(419mm)	X7JD-5236-NNST	3621.07	4209.67	4372.58	4698.44

Height	Width	Depth	Number	Wood Group A Glass				Wood Group B Glass			
				A	C	D	F	A	C	D	F
Letter Depth											
39 7/8"(1013mm)	30"(762mm)	14"(356mm)	X4JL-4030-NNST	\$2703.19	\$3291.79	\$3454.70	\$3780.56	\$2973.51	\$3562.11	\$3725.02	\$4050.88
	36"(914mm)	14"(356mm)	X4JL-4036-NNST	2760.56	3349.16	3512.07	3837.93	3036.62	3625.22	3788.13	4113.99
52 1/2"(1334mm)	30"(762mm)	14"(356mm)	X4JL-5230-NNST	\$3478.80	\$4067.40	\$4230.31	\$4556.17	\$3826.68	\$4415.28	\$4578.19	\$4904.05
	36"(914mm)	14"(356mm)	X4JL-5236-NNST	3559.12	4147.72	4310.63	4636.49	3912.74	4501.34	4664.25	4990.11

Legal Depth											
39 7/8"(1013mm)	30"(762mm)	16 1/2"(419mm)	X4JD-4030-NNST	\$2751.37	\$3339.97	\$3502.88	\$3828.74	\$3021.69	\$3610.29	\$3773.20	\$4099.06
	36"(914mm)	16 1/2"(419mm)	X4JD-4036-NNST	2808.74	3397.34	3560.25	3886.11	3084.80	3673.40	3836.31	4162.17
52 1/2"(1334mm)	30"(762mm)	16 1/2"(419mm)	X4JD-5230-NNST	\$3540.75	\$4129.35	\$4292.26	\$4618.12	\$3888.63	\$4477.23	\$4640.14	\$4966.00
	36"(914mm)	16 1/2"(419mm)	X4JD-5236-NNST	3621.07	4209.67	4372.58	4698.44	3974.69	4563.29	4726.20	5052.06

Stack-On Storage Cabinet with Glass Doors



X4JL-ST
X4JD-ST
X5JL-ST
X5JD-ST
X7JL-ST
X7JD-ST

Features

- Includes unfinished back, glass doors with concealed hinges and touch latch, attachment material, two adjustable shelves for 3H or three adjustable shelves for 4H unit.
- Adjustable 3/4"(19mm) thick shelf has ±1 1/4"(32mm) adjustment range.
- Glass doors will be field installed.

Specification Tips

- 39 7/8"(1013mm) high aligns with 5H storage units.
- 52 1/2"(1334mm) high aligns with 6H storage units.
- Locks not available.
- See Stack-on Application Rules in Specification Guide.
- Not designed for application where back of unit is visible.

To Order, Specify:

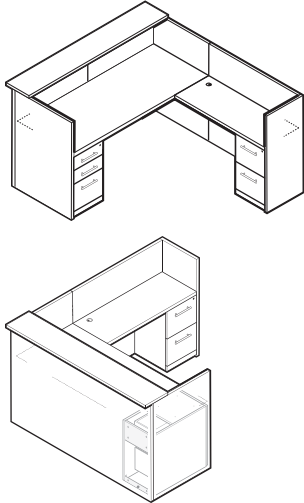
- 1) Product number.
- 2) Finish code (laminated, paint, or wood).
- 3) Laminate edge trim color (if laminate specified).
- 4) Glass Code.
- 5) Trim color for glass frame (required metallic paint only).

Masters Series

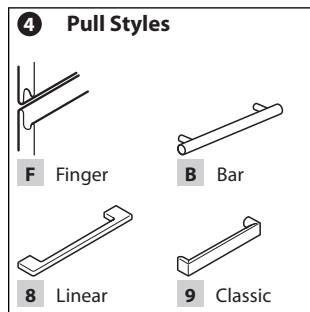
Reception Stations

Height	Depth	Width	Number	①	②	③	④	Paint A Laminate		Wood	
								A	B	Group A	Group B
Laminate Top/Paint											
44 3/16"(1122mm)	82 3/8"(2092mm)	74 1/4"(1886mm)	Enclosure	XPLR-8272-JSS	■	Y	■	\$7943.19	\$8007.44		
	29 1/8"(740mm)	72"(1829mm)	Desk								
	18 1/8"(460mm)	48"(1219mm)	Return								
Wood											
44 3/16"(1122mm)	82 3/8"(2092mm)	74 1/4"(1886mm)	Enclosure	XZLR-8272-	■	SS	Y	■	\$7943.19	\$8737.51	
	29 1/8"(740mm)	72"(1829mm)	Desk								
	18 1/8"(460mm)	48"(1219mm)	Return								

L-Shaped Reception Station



XPLR-RB
XZLR-RB
(Right-hand shown)



Features

- Includes gallery enclosure with transaction shelf, two worksurfaces, two pedestals, one grommet and attachment hardware.
- 1 3/16"(30mm) thick laminate worksurface with 3mm plastic edgeband applied to user edge only. All other components finished in paint.
- 1 3/16"(30mm) thick wood worksurface with a choice of profiled edge (Square, Bevel, Radius or Traditional) applied to user edge only. Double-cut veneers available with Square 3mm Radius edge only.
- Transaction shelf depth is 12"(305mm).
- Transaction shelf is 1 1/2"(38mm) thick with profiled edge both user and visitor sides.
- Pedestals are 15 1/2"(394mm) wide.
- Box drawers with one black plastic drawer divider per drawer and one black plastic pencil tray per pedestal.
- File drawer with integrated file hanging system:
 - Letter size front-to-back filing
 - Legal size side-to-side filing
- Box and file drawers with full extension slides.
- Drawer pull options:
 - Bar pulls available in powdercoat finish.
 - Linear and Classic pulls are available in satin nickel finish only.
- One lock standard for each pedestal.
- Lock plug is available in black or chrome.
- For lock options, refer to Lock Program Price List.
- Standard with 2"(51mm) grommet oriented to connection end of return; option of black or satin chrome finish.
- Glides provide 2"(51mm) adjustment range.
- Reception shell shipped unassembled, pedestals shipped assembled ready for field installation.

Specification Tips

- Handed design (left or right) based on orientation of return when seated at main worksurface.
- Accommodates separately specified center drawer.
- Specified edge profile is applied to both worksurface and countertop.

To Order, Specify:

1) Product number, including:

① Edge Option:

Wood:

- 1 Square
- 5 Bevel, add \$212.26 list
- 6 Radius, add \$212.26 list
- 7 Traditional, add \$212.26 list

② Storage Option:

- 56 One Box/Box/File and One File/File Black Miterfold
- ST One Box/Box/File and One File/File Wood, add \$178.67 list

③ Orientation:

- L Left-hand
- R Right-hand

④ Pull Option:

- F Finger (Wood only)
- B Bar
- 8 Linear
- 9 Classic

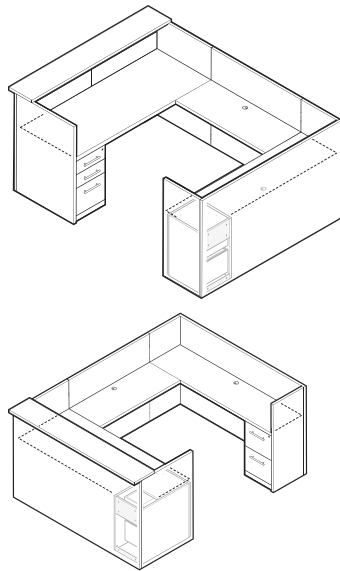
- 2) Finish code for lower components (paint or wood).
- 3) Laminate worksurface color (if paint option specified).
- 4) Laminate edge trim for worksurface (if paint option specified).
- 5) Trim color for bar pull (if specified).
- 6) Trim color for locks and grommet (required).

Masters Series

Reception Stations

Height	Depth	Width	Number	Paint A		Wood		
				Laminate A	B	Group A	Group B	
Laminate Top/Paint								
44 3/16"(1122mm)	100 1/2"(2553mm)	74 1/4"(1886mm)	Enclosure	XPUR-A172-JSS	Y		\$9022.86	\$9087.11
	29 1/8"(740mm)	72"(1829mm)	Desk					
	18 1/8"(460mm)	48"(1219mm)	Return					
	18 1/8"(460mm)	72"(1829mm)	Credenza					
Wood								
44 3/16"(1122mm)	100 1/2"(2553mm)	74 1/4"(1886mm)	Enclosure	XZUR-A172-	SS	Y	\$9022.86	\$9817.18
	29 1/8"(740mm)	72"(1829mm)	Desk					
	18 1/8"(460mm)	48"(1219mm)	Return					
	18 1/8"(460mm)	72"(1829mm)	Credenza					

U-Shaped Reception Station



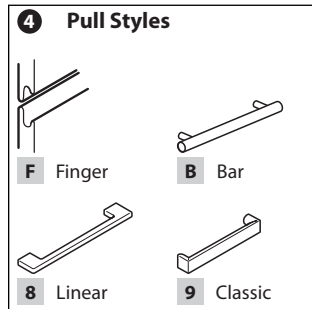
XPUR-RB
XZUR-RB
(Right-hand shown)

Features

- Includes gallery enclosure with transaction shelf, three workspaces, two pedestals, two grommets and attachment hardware.
- 1 3/16"(30mm) thick laminate worksurface with 3mm plastic edgband applied to user edge only. All other components finished in paint.
- 1 3/16"(30mm) thick wood worksurface with a choice of profiled edge (Square, Bevel, Radius or Traditional) applied to user edge only. Double-cut veneers available with Square 3mm Radius edge only.
- Transaction shelf depth is 12"(305mm).
- Transaction shelf is 1 1/2"(38mm) thick with profiled edge both user and visitor sides.
- Pedestals are 15 1/2"(394mm) wide.
- Box drawers with one black plastic drawer divider per drawer and one black plastic pencil tray per pedestal.
- File drawer with integrated file hanging system:
 - Letter size front-to-back filing
 - Legal size side-to-side filing
- Box and file drawers with full extension slides.
- Drawer pull options:
 - Bar pulls available in powdercoat finish.
 - Linear and Classic pulls are available in satin nickel finish only.
- One lock standard for each pedestal.
- Lock plug is available in black or chrome.
- For lock options, refer to Lock Program Price List.
- Standard with 2"(51mm) grommet oriented to connection end of return; option of black or satin chrome finish.
- Glides provide 2"(51mm) adjustment range.
- Reception shell shipped unassembled, pedestals shipped assembled ready for field installation.

Specification Tips

- Handed design (left or right) based on orientation of return when seated at main worksurface.
- Accommodates separately specified center drawer.
- Specified edge profile is applied to both worksurface and countertop.



To Order, Specify:

1) Product number, including:

1 Edge Option:

Wood:

- 1 Square
- 5 Bevel, add \$283.40 list
- 6 Radius, add \$283.40 list
- 7 Traditional, add \$283.40 list

2 Storage Option:

- 56 One Box/Box/File and One File/File Black Miterfold
- ST One Box/Box/File and One File/File Wood, add \$178.67 list

3 Orientation:

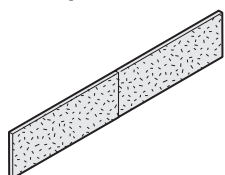
- L Left-hand
- R Right-hand

4 Pull Option:

- F Finger (Wood only)
- B Bar
- 8 Linear
- 9 Classic

- 2) Finish code for lower components (paint or wood).
- 3) Laminate worksurface color (if paint option specified).
- 4) Laminate edge trim for worksurface (if paint option specified).
- 5) Trim color for bar pull (if specified).
- 6) Trim color for locks and grommet (required).

Tackboards — Reception Station L-Shaped and U-Shaped



X4TR

Height	Depth	Width	Number	Fabric Grade		
				A	B	C
12 1/2"(318mm)	7/8"(22mm)	72"(1829mm)	X4TR-1272	\$261.87	\$298.97	\$348.80

Features

- Includes fabric covered tackboard(s) to mount between reception desk worksurface and counter top.
- Tackboards are shipped in two equal width pieces.

To Order, Specify:

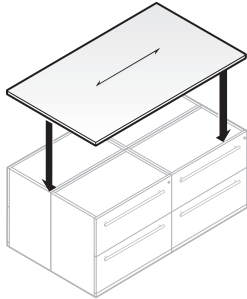
- 1) Product number.
- 2) Fabric code.

Masters Series

Common Storage Top — Rectangular

Depth	Width	Number ①	Laminate		Wood Group A	Wood Group B
			A	B	Edge Options 1	Edge Options 1 5,6,7
Laminate						
36 1/8"(918mm)	60"(1524mm)	XLWT-3660-JSNN	\$426.09	\$460.32		
	66"(1676mm)	XLWT-3666-JSNN	447.72	483.68		
	72"(1829mm)	XLWT-3672-JSNN	469.35	507.04		
	90"(2286mm)	XLWT-3690-JSNN	534.24	577.12		
	96"(2438mm)	XLWT-3696-JSNN	555.87	600.48		
	102"(2591mm)	XLWT-36A2-JSNN	577.50	623.84		
	108"(2743mm)	XLWT-36A8-JSNN	599.13	647.20		
Wood						
36 1/8"(918mm)	60"(1524mm)	XZWT-3660-■ SNSN			\$1090.23	\$1199.33 \$1270.47
	66"(1676mm)	XZWT-3666-■ SNSN			1135.66	1249.30 1320.44
	72"(1829mm)	XZWT-3672-■ SNSN			1181.09	1299.27 1370.41
	90"(2286mm)	XZWT-3690-■ SNSN			1317.38	1449.18 1520.32
	96"(2438mm)	XZWT-3696-■ SNSN			1362.81	1499.15 1570.29
	102"(2591mm)	XZWT-36A2-■ SNSN			1408.24	1549.12 1620.26
	108"(2743mm)	XZWT-36A8-■ SNSN			1453.67	1599.09 1670.23

Common Storage Top with Two Profiled Edges

XLWT-SN
XZWT-SN

Features

- 1 3/16"(30mm) thick laminate worksurface with 3mm plastic edgeband applied to user and visitor edges only. Ends capped with 1mm thick plastic edgeband.
- 1 3/16"(30mm) thick wood worksurface with a choice of profiled edge (Square, Bevel, Radius or Traditional) applied to user and visitor edges. Double-cut veneers available with Square 3mm Radius edge only.
- Profiled two edges.

Specification Tip

- For use with two back-to-back 18"(457mm) deep (ganged) 2H storage cabinets or lateral files.

To Order, Specify:

- 1) Product number, including:

① Edge Option:

Wood:

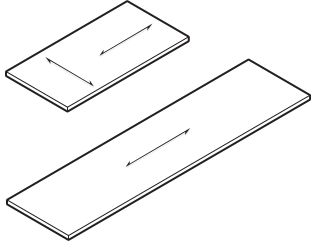
- 1 Square
- 5 Bevel
- 6 Radius
- 7 Traditional

- 2) Finish code (laminate or wood).
- 3) Laminate edge trim color (if laminate specified).

Masters Series

Modular Component — Credenza Top

Modular Component — Credenza Top



XLWF
XTWF
XZWF

Features

- 1 3/16" (30mm) thick laminate worktop with 3mm plastic edgeband applied to user side, ends and visitor side capped with 1mm thick plastic edgeband.
- 1 3/16" (30mm) thick wood worktop with a choice of 3mm or profile edge to user side, ends and back capped with 1mm veneer.
- Wood worktop 30" (762mm), 36" (914mm), 42" (1067mm) and 48" (1219mm) wide available with choice of grain direction; side-to-side (standard) or front-to-back.

Specification Tips

- For use with other separately specified modular components such as pedestals, end panels, mid-support panels, L-supports and attached storage units to assemble modular credenza units.
- See Modular Components Application in Specification Guide.

To Order, Specify:

- 1) Product number, including:

① Edge Option:

- J** Edgeband (Laminate only)
- 1** Square (Wood only)
- 5** Bevel (Wood only)
- 6** Radius (Wood only)
- 7** Traditional (Wood only)

② Grain Direction:

(30", 36", 42" and 48" wide only)

- F** Front-to-back
- S** Side-to-side

- 2) Finish code (laminate or wood).
- 3) Laminate edge trim color (if laminate specified).

Masters Series

Modular Credenza Top — Laminate

Depth	Width	Number ①②	Laminate	
			A	B
19"(483mm)	30"(762mm)	XLWF-1930-JSNN	\$162.24	\$175.22
	36"(914mm)	XLWF-1936-JSNN	183.87	198.58
	42"(1067mm)	XLWF-1942-JSNN	205.50	221.94
	48"(1219mm)	XLWF-1948-JSNN	227.13	245.30
	54"(1372mm)	XLWF-1954-JSNN	248.76	268.66
	60"(1524mm)	XLWF-1960-JSNN	270.39	292.02
	66"(1676mm)	XLWF-1966-JSNN	292.02	315.38
	72"(1829mm)	XLWF-1972-JSNN	313.65	338.74
	78"(1981mm)	XLWF-1978-JSNN	335.28	362.10
	84"(2134mm)	XLWF-1984-JSNN	356.91	385.46
	90"(2286mm)	XLWF-1990-JSNN	378.54	408.82
	96"(2438mm)	XLWF-1996-JSNN	400.17	432.18
	102"(2591mm)	XLWF-19A2-JSNN	421.80	455.54
	108"(2743mm)	XLWF-19A8-JSNN	443.43	478.90
114"(2896mm)	XLWF-19B4-JSNN	465.06	502.26	
120"(3048mm)	XLWF-19C0-JSNN	486.69	525.62	
24"(610mm)	30"(762mm)	XLWF-2430-JSNN	\$205.49	\$221.97
	36"(914mm)	XLWF-2436-JSNN	227.12	245.33
	42"(1067mm)	XLWF-2442-JSNN	248.75	268.69
	48"(1219mm)	XLWF-2448-JSNN	270.38	292.05
	54"(1372mm)	XLWF-2454-JSNN	292.01	315.41
	60"(1524mm)	XLWF-2460-JSNN	313.64	338.77
	66"(1676mm)	XLWF-2466-JSNN	335.27	362.13
	72"(1829mm)	XLWF-2472-JSNN	356.90	385.49
	78"(1981mm)	XLWF-2478-JSNN	378.53	408.85
	84"(2134mm)	XLWF-2484-JSNN	400.16	432.21
	90"(2286mm)	XLWF-2490-JSNN	421.79	455.57
	96"(2438mm)	XLWF-2496-JSNN	443.42	478.93
	102"(2591mm)	XLWF-24A2-JSNN	465.05	502.29
	108"(2743mm)	XLWF-24A8-JSNN	486.68	525.65
114"(2896mm)	XLWF-24B4-JSNN	508.31	549.01	
120"(3048mm)	XLWF-24C0-JSNN	529.94	572.37	
30"(762mm)	30"(762mm)	XLWF-3030-JSNN	\$257.39	\$278.07
	36"(914mm)	XLWF-3036-JSNN	279.02	301.43
	42"(1067mm)	XLWF-3042-JSNN	300.65	324.79
	48"(1219mm)	XLWF-3048-JSNN	322.28	348.15
	54"(1372mm)	XLWF-3054-JSNN	343.91	371.51
	60"(1524mm)	XLWF-3060-JSNN	365.54	394.87
	66"(1676mm)	XLWF-3066-JSNN	387.17	418.23
	72"(1829mm)	XLWF-3072-JSNN	408.80	441.59
	78"(1981mm)	XLWF-3078-JSNN	430.43	464.95
	84"(2134mm)	XLWF-3084-JSNN	452.06	488.31
	90"(2286mm)	XLWF-3090-JSNN	473.69	511.67
	96"(2438mm)	XLWF-3096-JSNN	495.32	535.03
	102"(2591mm)	XLWF-30A2-JSNN	516.95	558.39
	108"(2743mm)	XLWF-30A8-JSNN	538.58	581.75
114"(2896mm)	XLWF-30B4-JSNN	560.21	605.11	
120"(3048mm)	XLWF-30C0-JSNN	581.84	628.47	

Masters Series

Modular Credenza Top — Wood

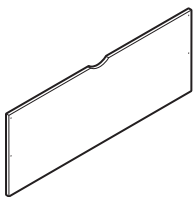
Depth	Width	Number ① ②	Wood Group A	Wood Group B	
			Edge Options 1	Edge Options 1	5,6,7
19"(483mm)	30"(762mm)	XZWF-1930-■ SN ■ N	\$ 335.30	\$ 368.83	\$ 439.97
	36"(914mm)	XZWF-1936-■ SN ■ N	380.73	418.80	489.94
	42"(1067mm)	XZWF-1942-■ SN ■ N	426.16	468.77	539.91
	48"(1219mm)	XZWF-1948-■ SN ■ N	471.59	518.74	589.88
	54"(1372mm)	XZWF-1954-■ SNSN	517.02	568.71	639.85
	60"(1524mm)	XZWF-1960-■ SNSN	562.45	618.68	689.82
	66"(1676mm)	XZWF-1966-■ SNSN	607.88	668.65	739.79
	72"(1829mm)	XZWF-1972-■ SNSN	653.31	718.62	789.76
	78"(1981mm)	XZWF-1978-■ SNSN	698.74	768.59	839.73
	84"(2134mm)	XZWF-1984-■ SNSN	744.17	818.56	889.70
	90"(2286mm)	XZWF-1990-■ SNSN	789.60	868.53	939.67
	96"(2438mm)	XZWF-1996-■ SNSN	835.03	918.50	989.64
	102"(2591mm)	XZWF-19A2-■ SNSN	880.46	968.47	1039.61
	108"(2743mm)	XZWF-19A8-■ SNSN	925.89	1018.44	1089.58
114"(2896mm)	XZWF-19B4-■ SNSN	971.32	1068.41	1139.55	
120"(3048mm)	XZWF-19C0-■ SNSN	1016.75	1118.38	1189.52	
24"(610mm)	30"(762mm)	XZWF-2430-■ SN ■ N	\$ 411.00	\$ 460.08	\$ 531.22
	36"(914mm)	XZWF-2436-■ SN ■ N	456.43	510.05	581.19
	42"(1067mm)	XZWF-2442-■ SN ■ N	501.86	560.02	631.16
	48"(1219mm)	XZWF-2448-■ SN ■ N	547.29	609.99	681.13
	54"(1372mm)	XZWF-2454-■ SNSN	592.72	659.96	731.10
	60"(1524mm)	XZWF-2460-■ SNSN	638.15	709.93	781.07
	66"(1676mm)	XZWF-2466-■ SNSN	683.58	759.90	831.04
	72"(1829mm)	XZWF-2472-■ SNSN	729.01	809.87	881.01
	78"(1981mm)	XZWF-2478-■ SNSN	774.44	859.84	930.98
	84"(2134mm)	XZWF-2484-■ SNSN	819.87	909.81	980.95
	90"(2286mm)	XZWF-2490-■ SNSN	865.30	959.78	1030.92
	96"(2438mm)	XZWF-2496-■ SNSN	910.73	1009.75	1080.89
	102"(2591mm)	XZWF-24A2-■ SNSN	956.16	1059.72	1130.86
	108"(2743mm)	XZWF-24A8-■ SNSN	1001.59	1109.69	1180.83
114"(2896mm)	XZWF-24B4-■ SNSN	1047.02	1159.66	1230.80	
120"(3048mm)	XZWF-24C0-■ SNSN	1092.45	1209.63	1280.77	
30"(762mm)	30"(762mm)	XZWF-3030-■ SN ■ N	\$ 501.84	\$ 569.58	\$ 640.72
	36"(914mm)	XZWF-3036-■ SN ■ N	547.27	619.55	690.69
	42"(1067mm)	XZWF-3042-■ SN ■ N	592.70	669.52	740.66
	48"(1219mm)	XZWF-3048-■ SN ■ N	638.13	719.49	790.63
	54"(1372mm)	XZWF-3054-■ SNSN	683.56	769.46	840.60
	60"(1524mm)	XZWF-3060-■ SNSN	728.99	819.43	890.57
	66"(1676mm)	XZWF-3066-■ SNSN	774.42	869.40	940.54
	72"(1829mm)	XZWF-3072-■ SNSN	819.85	919.37	990.51
	78"(1981mm)	XZWF-3078-■ SNSN	865.28	969.34	1040.48
	84"(2134mm)	XZWF-3084-■ SNSN	910.71	1019.31	1090.45
	90"(2286mm)	XZWF-3090-■ SNSN	956.14	1069.28	1140.42
	96"(2438mm)	XZWF-3096-■ SNSN	1001.57	1119.25	1190.39
	102"(2591mm)	XZWF-30A2-■ SNSN	1047.00	1169.22	1240.36
	108"(2743mm)	XZWF-30A8-■ SNSN	1092.43	1219.19	1290.33
114"(2896mm)	XZWF-30B4-■ SNSN	1137.86	1269.16	1340.30	
120"(3048mm)	XZWF-30C0-■ SNSN	1183.29	1319.13	1390.27	

Masters Series

Modular Components — Full-Overlay Modesty Panel

Height	Width	Number ①	Laminate		Paint	Wood		
			A	B		Group A	Group B	
Laminate								
27 1/2"(699mm)	30"(762mm)	ULXF-2730-S	\$235.05	\$253.86				
	36"(914mm)	ULXF-2736-S	277.71	299.94				
	42"(1067mm)	ULXF-2742-S	320.37	346.02				
	48"(1219mm)	ULXF-2748-S	363.03	392.10				
	54"(1372mm)	ULXF-2754-S	405.69	438.18				
	60"(1524mm)	ULXF-2760-S	448.35	484.26				
	66"(1676mm)	ULXF-2766-S	491.01	530.34				
	72"(1829mm)	ULXF-2772-S	533.67	576.42				
	78"(1981mm)	ULXF-2778-S	576.33	622.50				
	84"(2134mm)	ULXF-2784-S	618.99	668.58				
	90"(2286mm)	ULXF-2790-S	661.65	714.66				
	96"(2438mm)	ULXF-2796-S	704.31	760.74				
	102"(2591mm)	ULXF-27A2-S	746.97	806.82				
	108"(2743mm)	ULXF-27A8-S	789.63	852.90				
	114"(2896mm)	ULXF-27B4-S	832.29	898.98				
120"(3048mm)	ULXF-27C0-S	874.95	945.06					
Paint								
27 1/2"(699mm)	30"(762mm)	UPXF-2730-S			\$ 405.53			
	36"(914mm)	UPXF-2736-S			453.95			
	42"(1067mm)	UPXF-2742-S			502.37			
	48"(1219mm)	UPXF-2748-S			550.79			
	54"(1372mm)	UPXF-2754-S			599.21			
	60"(1524mm)	UPXF-2760-S			647.63			
	66"(1676mm)	UPXF-2766-S			696.05			
	72"(1829mm)	UPXF-2772-S			744.47			
	78"(1981mm)	UPXF-2778-S			792.89			
	84"(2134mm)	UPXF-2784-S			841.31			
	90"(2286mm)	UPXF-2790-S			889.73			
	96"(2438mm)	UPXF-2796-S			938.15			
	102"(2591mm)	UPXF-27A2-S			986.57			
	108"(2743mm)	UPXF-27A8-S			1034.99			
	114"(2896mm)	UPXF-27B4-S			1083.41			
120"(3048mm)	UPXF-27C0-S			1131.83				
Wood								
27 1/2"(699mm)	30"(762mm)	UXXF-2730-S			\$ 405.53	\$ 446.08		
	36"(914mm)	UXXF-2736-S			453.95	499.36		
	42"(1067mm)	UXXF-2742-S			502.37	552.64		
	48"(1219mm)	UXXF-2748-S			550.79	605.92		
	54"(1372mm)	UXXF-2754-S			599.21	659.20		
	60"(1524mm)	UXXF-2760-S			647.63	712.48		
	66"(1676mm)	UXXF-2766-S			696.05	765.76		
	72"(1829mm)	UXXF-2772-S			744.47	819.04		
	78"(1981mm)	UXXF-2778-S			792.89	872.32		
	84"(2134mm)	UXXF-2784-S			841.31	925.60		
	90"(2286mm)	UXXF-2790-S			889.73	978.88		
	96"(2438mm)	UXXF-2796-S			938.15	1032.16		
	102"(2591mm)	UXXF-27A2-S			986.57	1085.44		
	108"(2743mm)	UXXF-27A8-S			1034.99	1138.72		
	114"(2896mm)	UXXF-27B4-S			1083.41	1192.00		
120"(3048mm)	UXXF-27C0-S			1131.83	1245.28			

Full Overlay Modesty Panel



ULXF-SS
UPXF-SS
UXXF-SS

Features

- Includes 3/4"(19mm) thick modesty panel.
- Optional unfinished clearcoat wireway scallop available located at center of the top of the panel.

Specification Tips

- For use with separately specified modular components (worksurface and support panels) and attached storage units to assemble credenza units.
- Attachment hardware ships with storage units or end supports.
- See Modular Components Application in Specification Guide.
- Not intended to be used to create a return or run-off credenza. Freestanding applications only.

To Order, Specify:

- 1) Product number, including:

① Scallop Option:

- N** No Scallop
S Scallop

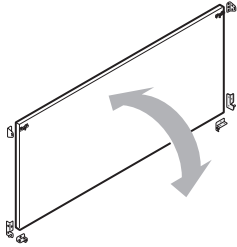
- 2) Finish code (laminate, paint, or wood).
- 3) Laminate edge trim color (if laminate specified).

Masters Series

Modular Components — Hinged Modesty Panel

Height	Depth	Width	Number ①	Laminate		Paint A	Wood Group A		Wood Group B	
				A	B		1	2	1	2
Laminate										
25 1/2"(648mm)	10 1/8"(257mm)	24"(610mm)	ULXH-2624-SN2	\$334.58	\$361.35					
		30"(762mm)	ULXH-2630-SN2	373.42	402.97					
		36"(914mm)	ULXH-2636-SN2	412.26	444.59					
		42"(1067mm)	ULXH-2642-SN2	451.10	486.21					
		48"(1219mm)	ULXH-2648-SN2	489.94	527.83					
		54"(1372mm)	ULXH-2654-SN2	528.78	569.45					
		60"(1524mm)	ULXH-2660-SN2	567.62	611.07					
		66"(1676mm)	ULXH-2666-SN2	606.46	652.69					
Paint										
25 1/2"(648mm)	10 1/8"(257mm)	24"(610mm)	UPXH-2624-SN2			\$520.22				
		30"(762mm)	UPXH-2630-SN2			576.16				
		36"(914mm)	UPXH-2636-SN2			632.10				
		42"(1067mm)	UPXH-2642-SN2			688.04				
		48"(1219mm)	UPXH-2648-SN2			743.98				
		54"(1372mm)	UPXH-2654-SN2			799.92				
		60"(1524mm)	UPXH-2660-SN2			855.86				
		66"(1676mm)	UPXH-2666-SN2			911.80				
Wood										
25 1/2"(648mm)	10 1/8"(257mm)	24"(610mm)	UXXH-2624-SN			\$477.96	\$520.22	\$525.76	\$572.24	
		30"(762mm)	UXXH-2630-SN			532.55	576.16	585.80	632.28	
		36"(914mm)	UXXH-2636-SN			587.14	632.10	645.84	692.32	
		42"(1067mm)	UXXH-2642-SN			641.73	688.04	705.88	752.36	
		48"(1219mm)	UXXH-2648-SN			696.32	743.98	765.92	812.40	
		54"(1372mm)	UXXH-2654-SN			750.91	799.92	825.96	872.44	
		60"(1524mm)	UXXH-2660-SN			805.50	855.86	886.00	932.48	
		66"(1676mm)	UXXH-2666-SN			860.09	911.80	946.04	992.52	

Hinged Modesty Panel



ULXH-SN2
UPXH-SN2
UXXH-SN2

Features

- Includes 3/4"(19mm) thick modesty panel and attachment hardware.
- Allows for access to power or voice/data when used with other modular components to assemble modular credenza.

Specification Tips

- No wireway scallop included.
- For use with separately specified modular components (credenza top, L-support panels, intermediate T-supports, storage units, etc.) to assemble modular credenza.

To Order, Specify:

- 1) Product number, including:

① Finish Option (wood only):

- 1 Finished one-side
- 2 Finished two-sides.

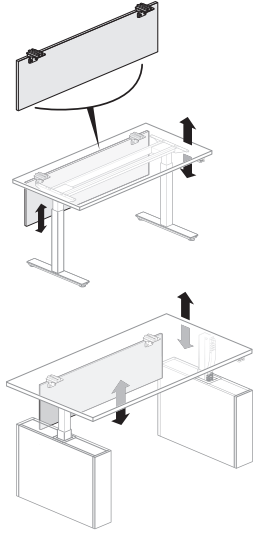
- 2) Finish code (laminate, paint, or wood).
- 3) Laminate edge trim color (if laminate specified).

This page intentionally blank

Masters Series

Adaptable Modesty Panel

Adaptable Modesty Panel



ULXS
UXXS
UFXS

Features

- Includes a laminate, wood or fabric hinged modesty panel and attachment hardware.
- Modesty Panels are 11.59”(294mm) high (actual) and 0.56”(14mm) thick.
- Modesty Panels are mounted 1.4”(36mm) below the table top to allow for wire pass-through.
- Fabric surface is non-tackable.
- Modesty panel is removable; slides into table attachment brackets. No tools required.
- Screen and hardware are field installed.

Specification Tips

- For use on Fixed Height or Height Adjustable Table Desk, Height Adjustable Credenza Desk and Fixed Height or Height Adjustable Convergent Worktop with or without shroud(s), if applicable.
- A Height Adjustable Table Desk or Credenza Desk with a pair of shrouds may be used with either an Adaptable Modesty or a Modesty Panel for Shroud or both modesty panels may be used together in a layered application:
 - The Adaptable Modesty panel is installed outboard of the Modesty Panel for Shroud.
 - The Modesty Panel for Shroud is stationary and provides modesty between the pair of shrouds.
 - The Adaptable Modesty Panel is attached to the underside of the desk and provides height adjustable modesty when the desk is raised or lowered.

Specification Tips, (cont'd):

- A Height Adjustable Convergent Worktop with or without a single shroud may be used with only an Adaptable Modesty Panel:
 - The Adaptable Modesty panel is installed between the shroud or T-Leg and front of the 1.5H Attached Lower Storage Unit.
 - The Adaptable Modesty Panel is attached to the underside of the desk and provides height adjustable modesty when the desk is raised or lowered.
 - When the Table Desk is raised to full height a 9”(229mm) gap between panels.

To Order, Specify:

- 1) Product number.
- 2) Laminate, wood or fabric color.
- 3) Edge trim color (laminate only).

Adaptable Modesty Panel for use with Shroud(s) Specification Matrix

NON-CONVERGENT, RECTANGLE TOPS ONLY				CONVERGENT, COLUMN						CONVERGENT, HOOP						
Table Width	HEIGHT ADJUSTABLE DESK		FIXED	CONVERGENT WORKTOP WIDTH	19" DEEP STORAGE			24" DEEP STORAGE			19" DEEP STORAGE			24" DEEP STORAGE		
	Shroud Pair	No Shroud			Shroud Pair	Wedge Square Top	Wedge Radius Top	Rectangle Top	Wedge Square Top	Wedge Radius Top	Rectangle Top	Wedge Square Top	Wedge Radius Top	Rectangle Top	Wedge Square Top	Wedge Radius Top
60”(1524mm)	1339	1354	1354	58”(1473mm)	1336	1336	1336	1330	1330	1330	1336	1336	1336	1330	1330	1330
66”(1676mm)	1345	1360	1360	64”(1626mm)	1342	1342	1342	1336	1336	1336	1342	1342	1342	1336	1336	1336
72”(1829mm)	1351	1366	1366	70”(1778mm)	1348	1348	1348	1342	1342	1342	1348	1348	1348	1342	1342	1342
78”(1981mm)	1357	1372	1372	76”(1930mm)	1354	1354	1354	1348	1348	1348	1354	1354	1354	1348	1348	1348
84”(2134mm)	1363	1378	1378	82”(2083mm)	1360	1360	1360	1354	1354	1354	1360	1360	1360	1354	1354	1354

CONVERGENT WORKTOP WIDTH	CONVERGENT, HEIGHT ADJUSTABLE											
	19" DEEP STORAGE						24" DEEP STORAGE					
	SHROUD			NO SHROUD			SHROUD			NO SHROUD		
	Rectangle Top	Wedge Square Top	Wedge Radius Top	Rectangle Top	Wedge Square Top	Wedge Radius Top	Rectangle Top	Wedge Square Top	Wedge Radius Top	Rectangle Top	Wedge Square Top	Wedge Radius Top
58”(1473mm)	1330	1330	1327	1336	1336	1333	1324	1324	1321	1330	1330	1327
64”(1626mm)	1336	1336	1333	1342	1342	1339	1330	1330	1327	1336	1336	1333
70”(1778mm)	1342	1342	1339	1348	1348	1345	1336	1336	1333	1342	1342	1339
76”(1930mm)	1348	1348	1345	1354	1354	1351	1342	1342	1339	1348	1348	1345
82”(2083mm)	1354	1354	1351	1360	1360	1357	1348	1348	1345	1354	1354	1351

Masters Series

Adaptable Modesty Panel

Height	Width	Number	Laminate		Wood Number	Wood Group A	Wood Group B
			A	B			
13"(330mm)	21"(533mm)	ULXS-1321	\$128.61	\$131.49	UXXS-1321	\$307.80	\$346.13
	24"(610mm)	ULXS-1324	140.64	144.48	UXXS-1324	327.56	369.41
	27"(686mm)	ULXS-1327	152.67	157.47	UXXS-1327	347.32	392.69
	30"(762mm)	ULXS-1330	164.70	170.46	UXXS-1330	367.08	415.97
	36"(914mm)	ULXS-1336	188.76	196.44	UXXS-1336	406.60	462.53
	39"(991mm)	ULXS-1339	200.79	209.43	UXXS-1339	426.36	485.81
	42"(1067mm)	ULXS-1342	212.82	222.42	UXXS-1342	446.12	509.09
	45"(1143mm)	ULXS-1345	224.85	235.41	UXXS-1345	465.88	532.37
	48"(1219mm)	ULXS-1348	236.88	248.40	UXXS-1348	485.64	555.65
	51"(1295mm)	ULXS-1351	248.91	261.39	UXXS-1351	505.40	578.93
	54"(1372mm)	ULXS-1354	260.94	274.38	UXXS-1354	525.16	602.21
	57"(1448mm)	ULXS-1357	272.97	287.37	UXXS-1357	544.92	625.49
	60"(1524mm)	ULXS-1360	285.00	300.36	UXXS-1360	564.68	648.77
	63"(1600mm)	ULXS-1363	297.03	313.35	UXXS-1363	584.44	672.05
	66"(1676mm)	ULXS-1366	309.06	326.34	UXXS-1366	604.20	695.33
	69"(1753mm)	ULXS-1369	321.09	339.33	UXXS-1369	623.96	718.61
	72"(1829mm)	ULXS-1372	333.12	352.32	UXXS-1372	643.72	741.89
	75"(1905mm)	ULXS-1375	345.15	365.31	UXXS-1375	663.48	765.17
	78"(1981mm)	ULXS-1378	357.18	378.30	UXXS-1378	683.24	788.45

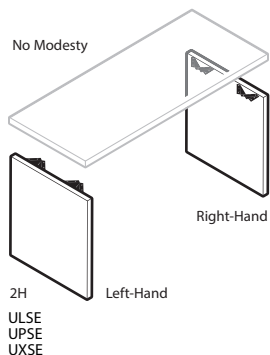
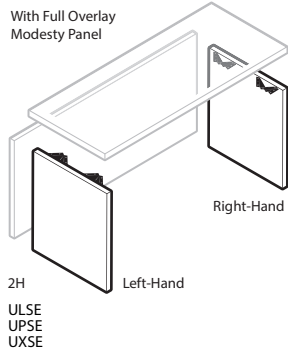
Height	Width	Number	Fabric Grade						
			A	B	C	D	E	F	G
13"(330mm)	21"(533mm)	UFXS-1321	\$201.07	\$208.60	\$216.88	\$225.91	\$234.94	\$246.98	\$254.51
	24"(610mm)	UFXS-1324	220.76	228.29	236.57	245.60	254.63	266.67	274.20
	27"(686mm)	UFXS-1327	240.45	247.98	256.26	265.29	274.32	286.36	293.89
	30"(762mm)	UFXS-1330	260.14	267.67	275.95	284.98	294.01	306.05	313.58
	33"(838mm)	UFXS-1333	279.83	287.36	295.64	304.67	313.70	325.74	333.27
	36"(914mm)	UFXS-1336	299.52	307.05	315.33	324.36	333.39	345.43	352.96
	39"(991mm)	UFXS-1339	319.21	326.74	335.02	344.05	353.08	365.12	372.65
	42"(1067mm)	UFXS-1342	338.90	346.43	354.71	363.74	372.77	384.81	392.34
	45"(1143mm)	UFXS-1345	358.59	366.12	374.40	383.43	392.46	404.50	412.03
	48"(1219mm)	UFXS-1348	378.28	385.81	394.09	403.12	412.15	424.19	431.72
	51"(1295mm)	UFXS-1351	397.97	405.50	413.78	422.81	431.84	443.88	451.41
	54"(1372mm)	UFXS-1354	417.66	425.19	433.47	442.50	451.53	463.57	471.10
	57"(1448mm)	UFXS-1357	437.35	444.88	453.16	462.19	471.22	483.26	490.79
	60"(1524mm)	UFXS-1360	457.04	464.57	472.85	481.88	490.91	502.95	510.48
	63"(1600mm)	UFXS-1363	476.73	484.26	492.54	501.57	510.60	522.64	530.17
	66"(1676mm)	UFXS-1366	496.42	503.95	512.23	521.26	530.29	542.33	549.86
	69"(1753mm)	UFXS-1369	516.11	523.64	531.92	540.95	549.98	562.02	569.55
	72"(1829mm)	UFXS-1372	535.80	543.33	551.61	560.64	569.67	581.71	589.24
	75"(1905mm)	UFXS-1375	555.49	563.02	571.30	580.33	589.36	601.40	608.93
	78"(1981mm)	UFXS-1378	575.18	582.71	590.99	600.02	609.05	621.09	628.62

Masters Series

Modular Components — End Panel — 2H

Height	Depth	Number ^①	Laminate		Paint A	Wood		
			A	B		Group A	Group B	
Laminate — Full Overlay Modesty Panel Application								
28"(711mm)	18 1/4"(464mm)	ULSE-2818-S M	\$238.68	\$257.76				
	23 1/4"(591mm)	ULSE-2823-S M	253.26	273.54				
	29 1/4"(743mm)	ULSE-2829-S M	267.84	289.32				
Laminate — No Modesty Panel Application								
28"(711mm)	19"(483mm)	ULSE-2819-S N	\$241.11	\$260.39				
	24"(610mm)	ULSE-2824-S N	253.26	273.54				
	30"(762mm)	ULSE-2830-S N	267.84	289.32				
Paint — Full Overlay Modesty Panel Application								
28"(711mm)	18 1/4"(464mm)	UPSE-2818-S M			\$337.48			
	23 1/4"(591mm)	UPSE-2823-S M			352.06			
	29 1/4"(743mm)	UPSE-2829-S M			366.64			
Paint — No Modesty Panel Application								
28"(711mm)	19"(483mm)	UPSE-2819-S N			\$339.91			
	24"(610mm)	UPSE-2824-S N			352.06			
	30"(762mm)	UPSE-2830-S N			366.64			
Wood — Full Overlay Modesty Panel Application								
28"(711mm)	18 1/4"(464mm)	UXSE-2818-S M			\$340.29	\$374.32		
	23 1/4"(591mm)	UXSE-2823-S M			355.21	389.24		
	29 1/4"(743mm)	UXSE-2829-S M			368.97	403.00		
Wood — No Modesty Panel Application								
28"(711mm)	19"(483mm)	UXSE-2819-S N			\$340.29	\$374.32		
	24"(610mm)	UXSE-2824-S N			355.21	389.24		
	30"(762mm)	UXSE-2830-S N			368.97	403.00		

Modular Components — End Panel — 2H



Features

- Includes 1 1/8"(29mm) thick support panel, glides and attachment hardware.
- Option of 19"(483mm), 24"(610mm) and 30"(762mm) full depth for use without modesty panel.
- Option of 18 1/4"(464mm), 23 1/4"(591mm) or 29 1/4"(743mm) for use with full overlay modesty panel.
- Provides full support for one end of equal depth worksurface.
- Glides provide 2"(51mm) adjustment range.

Specification Tips

- For use with other separately specified modular components, (credenza modular, worksurfaces, mid-support panels and modesty panels) to assemble modular shells and credenzas.
- If used to assemble a shell; the shell will not support 2H storage units.
- See Modular Components Application in Specification Guide.

To Order, Specify:

- 1) Product number, including:

① Orientation:

- L** Left-hand
- R** Right-hand

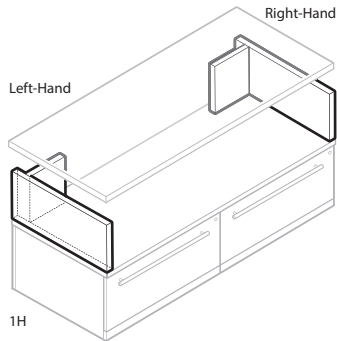
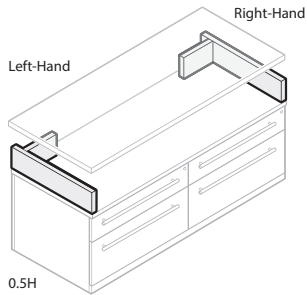
- 2) Finish code (laminare, paint or wood).
- 3) Laminate edge trim color (if laminate specified).

This page intentionally blank

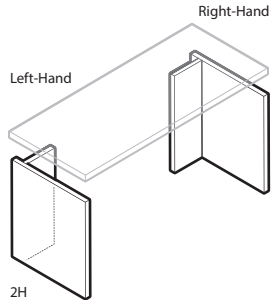
Masters Series

Modular Components — L-Support Panel

Modular Components — L-Support Panel



XLGS
XPGS
XZGS



UJSL
UPSL
UXSL

Features

- Includes 1 1/8" (29mm) thick full depth end panel, 10" (254mm) wide support panel, glides (only 2H) and attachment hardware.
- Includes 1 1/8" (29mm) thick full depth end panel, 14" (356mm) wide support panel and attachment hardware.
- Option of 19" (483mm), 24" (610mm) and 30" (762mm) deep full end panel to provide full support at one end of worksurface.
- Provides full support for one end of equal depth top.
- 2H L-support includes glides with 2" (51mm) adjustment range.
- 30" (762mm) depth available in 2H only.
- Designed to be used with hinged modesty panel.

Specification Tips

- For use with other separately specified modular components (worksurfaces and mid-support panels) and attached storage units to assemble credenza units.
- Not designed for use with full overlay modesty panel.
- Wing leg inset from the back of the slab legs 4 3/16" (106mm).
- Not to be placed next to an attached storage unit.
- See Applications in Specification Guide.

To Order, Specify:

- 1) Product number, including:

❶ Orientation:

L Left-hand

R Right-hand

- 2) Finish code (lamine, paint, or wood).
- 3) Lamine edge trim color (if lamine specified).

Masters Series

Modular Components — L-Support Panel

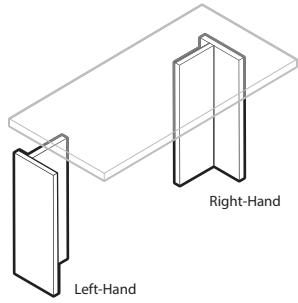
Height	Depth	Width	Number ①	Laminate		Paint A	Wood	
				A	B		Group A	Group B
Laminate — 0.5H								
6"(152mm)	19"(483mm)	9"(229mm)	XLGS-0619-S	\$235.21	\$303.59			
	24"(610mm)		XLGS-0624-S	248.71	346.04			
Laminate — 1H								
11 9/16"(294mm)	19"(483mm)	10 1/8"(257mm)	XLGS-1219-S	\$261.16	\$340.73			
	24"(610mm)	10 1/8"(257mm)	XLGS-1224-S	274.66	383.18			
Laminate — 2H								
28"(711mm)	19"(483mm)	10 1/8"(257mm)	ULSL-2819-S	\$330.36	\$439.77			
	24"(610mm)	10 1/8"(257mm)	ULSL-2824-S	343.86	482.22			
	30"(762mm)	10 1/8"(257mm)	ULSL-2830-S	360.06	533.16			
Paint — 0.5H								
6"(152mm)	19"(483mm)	9"(229mm)	XPGS-0619-S			\$347.13		
	24"(610mm)		XPGS-0624-S			368.73		
Paint — 1H								
11 9/16"(294mm)	19"(483mm)	10 1/8"(257mm)	XPGS-1219-S			\$389.31		
	24"(610mm)	10 1/8"(257mm)	XPGS-1224-S			410.91		
Paint — 2H								
28"(711mm)	19"(483mm)	10 1/8"(257mm)	UPSL-2819-S			\$501.79		
	24"(610mm)	10 1/8"(257mm)	UPSL-2824-S			523.39		
	30"(762mm)	10 1/8"(257mm)	UPSL-2830-S			549.31		
Wood — 0.5H								
6"(152mm)	19"(483mm)	9"(229mm)	XZGS-0619-S			\$347.13	\$382.96	
	24"(610mm)		XZGS-0624-S			368.73	406.71	
Wood — 1H								
11 9/16"(294mm)	19"(483mm)	10 1/8"(257mm)	XZGS-1219-S			\$389.31	\$426.10	
	24"(610mm)	10 1/8"(257mm)	XZGS-1224-S			410.91	449.85	
Wood — 2H								
28"(711mm)	19"(483mm)	10 1/8"(257mm)	UXSL-2819-S			\$501.79	\$541.14	
	24"(610mm)	10 1/8"(257mm)	UXSL-2824-S			523.39	564.89	
	30"(762mm)	10 1/8"(257mm)	UXSL-2830-S			549.31	593.39	

Masters Series

Modular Components — Partial Depth L-Support Panel — 2H

Height	Depth	Width	Number ①	Laminate A	B	Paint A	Wood Group A	Group B
Laminate								
28"(711mm)	9"(229mm)	10 1/8"(257mm)	ULSL-2810-S	\$306.06	\$363.36			
Paint								
28"(711mm)	9"(229mm)	10 1/8"(257mm)	UPSL-2810-S			\$462.91		
Wood								
28"(711mm)	9"(229mm)	10 1/8"(257mm)	UXSL-2810-S				\$462.91	\$498.39

Modular Components — Partial Depth L-Support Panel — 2H



ULSL
UPSL
UXSL

Features

- Includes 1 1/8"(29mm) thick 10 1/8"(257mm) deep end panel, 9"(229mm) wide support panel, glides and attachment hardware.
- Designed to be used with a hinged modesty panel.
- Glides provide 2"(51mm) adjustment range.

Specification Tips

- For use with other separately specified modular components (worksurface, pedestals, mid-support panels and modesty panels) to assemble modular credenzas.
- Not designed for use with full overlay modesty panel.
- Wing leg inset from the back of the slab legs 4 3/16"(106mm).
- Not to be placed next to an attached storage unit.
- See Modular Components Application in Specification Guide.
- Two partial depth L-support panels may not be used to configure a freestanding desk or credenza shell. Use the full depth L-support panel for this application.

To Order, Specify:

- 1) Product number, including:

① Orientation:

L Left-hand

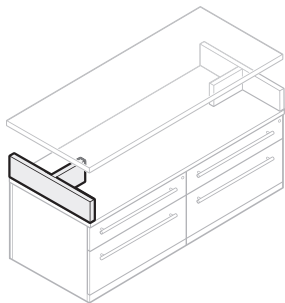
R Right-hand

- 2) Finish code (laminate, paint, or wood).
- 3) Laminate edge trim color (if laminate specified).

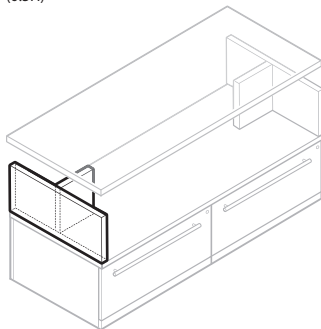
Masters Series

Modular Components — T-Support Panel

Height	Depth	Width	Number	Laminate		Paint A	Wood	
				A	B		Group A	Group B
Laminate — 0.5H								
6"(152mm)	19"(483mm)	15 1/8"(384mm)	XLFS-0619-SN	\$295.23	\$363.61			
	24"(610mm)		XLFS-0624-SN	308.73	406.06			
	30"(762mm)		XLFS-0630-SN	324.93	457.00			
	36"(914mm)		XLFS-0636-SN	341.13	507.94			
Laminate — 1H								
11 9/16"(294mm)	19"(483mm)	15 1/8"(384mm)	XLFS-1219-SN	\$321.18	\$400.75			
	24"(610mm)		XLFS-1224-SN	334.68	443.20			
	30"(762mm)		XLFS-1230-SN	350.88	494.14			
	36"(914mm)		XLFS-1236-SN	367.08	545.08			
Paint — 0.5H								
6"(152mm)	19"(483mm)	15 1/8"(384mm)	XPFS-0619-SN			\$407.15		
	24"(610mm)		XPFS-0624-SN			428.75		
	30"(762mm)		XPFS-0630-SN			454.67		
	36"(914mm)		XPFS-0636-SN			480.59		
Paint — 1H								
11 9/16"(294mm)	19"(483mm)	15 1/8"(384mm)	XPFS-1219-SN			\$449.33		
	24"(610mm)		XPFS-1224-SN			470.93		
	30"(762mm)		XPFS-1230-SN			496.85		
	36"(914mm)		XPFS-1236-SN			522.77		
Wood — 0.5H								
6"(152mm)	19"(483mm)	15 1/8"(384mm)	XZFS-0619-SN			\$407.15	\$442.98	
	24"(610mm)		XZFS-0624-SN			428.75	466.73	
	30"(762mm)		XZFS-0630-SN			454.67	495.23	
	36"(914mm)		XZFS-0636-SN			480.59	523.73	
Wood — 1H								
11 9/16"(294mm)	19"(483mm)	15 1/8"(384mm)	XZFS-1219-SN			\$449.33	\$486.12	
	24"(610mm)		XZFS-1224-SN			470.93	509.87	
	30"(762mm)		XZFS-1230-SN			496.85	538.37	
	36"(914mm)		XZFS-1236-SN			522.77	566.87	

Modular Components —
T-Support Panel

(0.5H)



(1H)

XLFS-SN
XPFS-SN
XZFS-SN

Features

- Includes 1 1/8"(29mm) thick and optional width back panel, 14"(356mm) wing panel and attachment hardware.
- Provides full support for one end of equal depth worksurface.
- All sides finished; top and bottom edges are not finished.

Specification Tips

- For use with other separately specified modular components.
- Stacked on top of modular component bench to provide support for separately specified modular credenza top.
- See Applications in Specification Guide.

To Order, Specify:

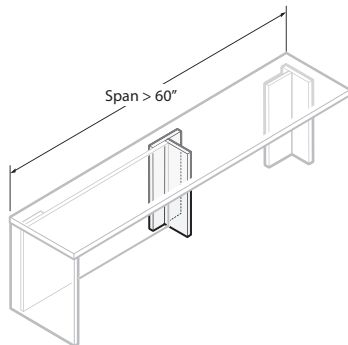
- 1) Product number.
- 2) Finish code (laminata, paint, or wood).
- 3) Laminate edge trim color (if laminate specified).

Masters Series

Modular Components

Height	Depth	Width	Number	Laminate		Paint A	Wood	
				A	B		Group A	Group B
Laminate								
28"(711mm)	9"(229mm)	10 1/8"(257mm)	ULSX-2811-SN	\$212.84	\$227.07			
Paint								
28"(711mm)	9"(229mm)	10 1/8"(257mm)	UPSX-2811-SN			\$304.05		
Wood								
28"(711mm)	9"(229mm)	10 1/8"(257mm)	UXSX-2811-SN			\$304.05	\$334.46	

Modular Components — T-Support Panel — 2H



ULSX-SN
UPSX-SN
UXSX-SN

Features

- Includes 1 1/8"(29mm) thick and 10 1/8"(257mm) wide back panel, 10 1/8"(257mm) wing panel, glides and attachment hardware.
- Provides intermediate support for hinged modesty panels.
- Glides provide 2"(51mm) adjustment range.

Specification Tips

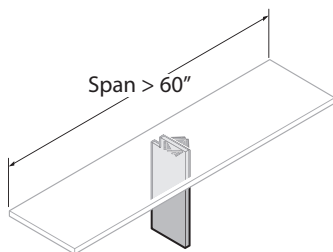
- For use with other separately specified modular components (worksurfaces, pedestals and hinged modesty panels) to assemble modular credenzas.
- Not for use with full overlay modesty panel.
- Provides intermediate support for worksurfaces with spans of 60"(1524mm) or greater of unsupported width.
- See Modular Components Application in Specification Guide.

To Order, Specify:

- 1) Product number.
- 2) Finish code (laminate, paint, or wood).
- 3) Laminate edge trim color (if laminate specified).

Laminate								
28"(711mm)	9"(229mm)	10 1/8"(257mm)	ULSS-2810-S	\$197.90	\$255.20			
	14"(356mm)		ULSS-2814-S	208.70	289.16			
Paint								
28"(711mm)	9"(229mm)	10 1/8"(257mm)	UPSS-2810-S			\$354.75		
	14"(356mm)		UPSS-2814-S			372.03		
Wood								
28"(711mm)	9"(229mm)	10 1/8"(257mm)	UXSS-2810-S			\$354.75	\$390.23	
	14"(356mm)		UXSS-2814-S			372.03	409.23	

Modular Components — Mid-Support Panel — 2H



ULSS-S
UPSS-S
UXSS-S

Features

- Includes 1 1/8"(29mm) thick end panel, glides and attachment hardware.
- Glides provide 2"(51mm) adjustment range.

Specification Tips

- For use with other separately specified modular components (worksurfaces, end panels and L-support panels) and attached storage units to assemble credenza units.
- Used to provide support when unsupported span of worksurface is 60"(1524mm) or greater.
- 10 1/8"(257mm) mid-support panel recommended for use under worksurfaces 19"(483mm) and 24"(610mm) deep.
- 14"(356mm) mid-support panel recommended for use under worksurfaces 30"(762mm) deep and greater.
- 2" x 2"(51mm x 51mm) wireway notch located at top edge one side of support panel.
- See Modular Components Application in Specification Guide.

To Order, Specify:

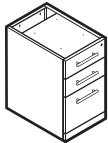
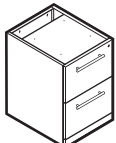
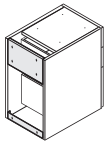
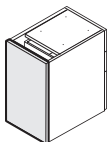
- 1) Product number.
- 2) Finish code (laminate, paint, or wood).
- 3) Laminate edge trim color (if laminate specified).

Masters Series

Attached Pedestals

Height	Open Back Depth	Full Back Depth	Width	Number	①	②	③	Laminate A	B	Paint A	Wood Group A	Group B
Laminate — Letter Width												
28"(711mm)	18"(457mm)	18 3/4"(476mm)	15 1/2"(394mm)	X5PA-2818-	■	SS	L	\$1073.11	\$1206.97			
	23"(584mm)	23 3/4"(603mm)		X5PA-2823-	■	SS	L	1107.46	1241.32			
	29"(737mm)	29 3/4"(756mm)		X5PA-2829-	■	SS	L	1148.68	1282.54			
Laminate — Legal Width												
28"(711mm)	18"(457mm)	18 3/4"(476mm)	18 3/4"(476mm)	X5PA-2818-	■	SS	L	\$1266.02	\$1399.88			
	23"(584mm)	23 3/4"(603mm)		X5PA-2823-	■	SS	L	1300.37	1434.23			
Paint — Letter Width												
28"(711mm)	18"(457mm)	18 3/4"(476mm)	15 1/2"(394mm)	X7PA-2818-	■	SS	P			\$1511.04		
	23"(584mm)	23 3/4"(603mm)		X7PA-2823-	■	SS	P			1545.39		
	29"(737mm)	29 3/4"(756mm)		X7PA-2829-	■	SS	P			1586.61		
Paint — Legal Width												
28"(711mm)	18"(457mm)	18 3/4"(476mm)	18 3/4"(476mm)	X7PA-2818-	■	SS	P			\$1703.95		
	23"(584mm)	23 3/4"(603mm)		X7PA-2823-	■	SS	P			1738.30		
Wood — Letter Width												
28"(711mm)	18"(457mm)	18 3/4"(476mm)	15 1/2"(394mm)	X4PA-2818-	■	SS	W			\$1511.04	\$1675.12	
	23"(584mm)	23 3/4"(603mm)		X4PA-2823-	■	SS	W			1545.39	1712.92	
	29"(737mm)	29 3/4"(756mm)		X4PA-2829-	■	SS	W			1586.61	1758.28	
Wood — Legal Width												
28"(711mm)	18"(457mm)	18 3/4"(476mm)	18 3/4"(476mm)	X4PA-2818-	■	SS	W			\$1703.95	\$1887.33	
	23"(584mm)	23 3/4"(603mm)		X4PA-2823-	■	SS	W			1738.30	1925.13	

Attached Pedestals

X4PA-NW
X5PA-NL
X7PA-NPX4PA-NW
X5PA-NL
X7PA-NPX4PA-NW
X5PA-NL
X7PA-NPX4PA-YW
X5PA-YL
X7PA-YP

Features

- Includes case, unfinished top, optional full finished back, 3/4"(19mm) thick end panels and attachment hardware.
- Unfinished tops of pedestals 21"(533mm) and deeper include a 3"(76mm) or greater horizontal wireway gap.
- Factory installed full back option adds 3/4"(19mm) to the overall pedestal depth.
- Choice of letter width 15 1/2"(394mm) or legal width 18 3/4"(476mm) pedestal.
- Box drawer with one black plastic drawer divider per drawer and one black plastic pencil tray per pedestal.
- File drawer with an integrated file hanging system.
- Drawer pull options:
 - Bar pulls available in standard powdercoat finishes.
 - Linear and Classic available in brushed nickel finish only.
 - Finger pull option available with Wood Group B finishes.
- Box and file drawers have full extension slides.
- One lock standard per pedestal.
- Lock plug is available in black or chrome.
- For lock options, refer to Lock Program Price List.
- Glides provide 2"(51mm) adjustment range.
- Shipped assembled.

Specification Tips

- 18"(457mm) and 18 3/4"(476mm) deep pedestals for use under 19"(483mm) deep worksurfaces.
- 23"(584mm) and 23 3/4"(603mm) deep pedestals for use under 24"(610mm) deep worksurfaces.
- 29"(737mm) and 29 3/4"(756mm) deep pedestals for use under 30"(762mm) deep worksurfaces.
- Non-handed design, allows for pedestal to be installed left or right on site.
- Can be utilized with a pre-configured return; no back option must be specified.

To Order, Specify:

- 1) Product number, including:

① Pedestal Drawer Option:

Letter Width (18", 23" and 29" depths)

- 5** Box/Box/File Black Miterfold
- S** Box/Box/File Wood, add **\$86.88** list
- 6** File/File Black Miterfold
- T** File/File Wood, add **\$86.88** list

Legal Width (18" and 23" depths)

- 8** Box/Box/File Black Miterfold
- L** Box/Box/File Wood, add **\$191.22** list
- 9** File/File Black Miterfold
- M** File/File Wood, add **\$191.22** list

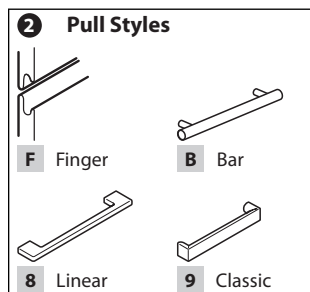
② Drawer Pull Option:

- F** Finger (Wood only)
- B** Bar
- 8** Linear
- 9** Classic

③ Back Option:

- N** No Back
- Y** Finished Laminate Back, add **\$198.49** list
Finished Paint Back, add **\$209.40** list
Finished Wood Back, add **\$242.40** list

- 2) Finish code (laminate, paint, or wood).
- 3) Laminate edge trim color (if laminate specified).
- 4) Trim color for bar pull (if specified).
- 5) Trim color for lock (required).

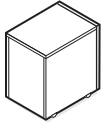


Masters Series

Mobile Pedestals

Height	Depth	Width	Number ¹ ²	Laminate A	B	Paint A	Wood Group A	Group B
Laminate								
21 1/2"(546mm)	21"(533mm)	15 1/2"(394mm)	X5PM-2221- SSBL	\$1217.67	\$1351.53			
Paint								
21 1/2"(546mm)	21"(533mm)	15 1/2"(394mm)	X7PM-2221- SSBP			\$1692.32		
Wood								
21 1/2"(546mm)	21"(533mm)	15 1/2"(394mm)	X4PM-2221- SSBW				\$1692.32	\$1858.47

Mobile Pedestal



X4PM-BW
X5PM-BW
X7PM-BW

Features

- Includes case, finished top, finished back and casters.
- Box drawer with one black plastic drawer divider per drawer and one black plastic pencil tray per pedestal.
- File drawer with an integrated file hanging system.
- Drawer pull options:
 - Bar pulls available in powdercoat finishes.
 - Linear and Classic pulls are available in satin nickel finish only.
 - Finger pull option available with Wood Group B finishes.
- Box and file drawers have full extension slides.
- One lock standard per pedestal.
- Lock plug is available in black or chrome.
- For lock options, refer to Lock Program Price List.
- Casters: four black swivel with front two locking.
- Shipped assembled; casters field installed.

Specification Tip

- Not designed to fit flush under a 19"(483mm) deep worksurface.

To Order, Specify:

- 1) Product number, including:

¹ Pedestal Drawer Option:

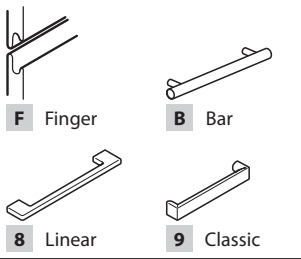
- 4** Box/File Black Miterfold
- R** Box/File Wood, add **\$86.88** list

² Drawer Pull Option:

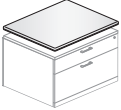
- F** Finger (Wood only)
- B** Bar
- 8** Linear
- 9** Classic

- 2) Finish code (laminates, paint, or wood).
- 3) Laminate edge trim color (if laminate specified).
- 4) Trim color for bar pull (if specified).
- 5) Trim color for lock (required).

² Pull Styles



Masters Series

	Actual Height	Nominal Depth	Actual Width	For Use With	Number	Fabric Grade					
						A	B	C	D	E	
Storage Cushion  XZSC-2116-FA	1 1/4" (32mm)	21" (533mm)	15 1/2" (394mm)	Mobile Pedestal	XZSC-2116-FA	\$273.77	\$297.04	\$300.48	\$304.12	\$307.76	
		19" (483mm)	30" (762mm)	1.5H or 2H Lower Storage	XZSC-1930-FA	332.27	364.90	377.70	393.04	406.04	
			36" (914mm)		XZSC-1936-FA	360.77	397.96	415.32	436.36	453.92	
			42" (1067mm)		XZSC-1942-FA	389.27	431.02	452.94	479.68	501.80	
		1 1/4" (39mm)	24" (610mm)	30" (762mm)	1.5H or 2H Lower Storage	XZSC-2430-FA	\$369.77	\$408.40	\$427.20	\$450.04	\$469.04
			36" (914mm)		XZSC-2436-FA	405.77	450.16	474.72	504.76	529.52	
			42" (1067mm)		XZSC-2442-FA	441.77	491.92	522.24	559.48	590.00	

Feature

- Includes one cushion with removable attachment.

Specification Tips

- Lower Storage Cushion must be used with a separately specified Credenza Top.
- Lower Storage Cushion may be used with lower storage units with no back or finished back option.
- Mobile Pedestal includes a finished top; pedestal cushion is used directly on pedestal top.
- Not for use with X or V Series lower storage.

To Order, Specify:

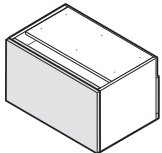
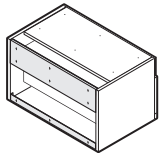
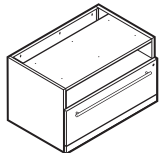
- Product number.
- Fabric finish.

Masters Series

1.5H Attached Lateral File with Open Shelf

Height	Open Back Depth	Finished Back Depth	Width	Number	①	②	③	Laminate A	B	Paint A	Wood Group A	Group B
Laminate												
21 1/2"(546mm)	18"(457mm)	18 3/4"(476mm)	30"(762mm)	X5FV-1830-N	SS	LL		\$1077.18	\$1270.07			
			36"(914mm)	X5FV-1836-N	SS	LL		1217.59	1410.48			
	23"(584mm)	23 3/4"(603mm)	30"(762mm)	X5FV-2330-N	SS	LL		\$1162.11	\$1355.00			
			36"(914mm)	X5FV-2336-N	SS	LL		1302.52	1495.41			
Paint												
21 1/2"(546mm)	18"(457mm)	18 3/4"(476mm)	30"(762mm)	X7FV-1830-N	SS	LP				\$1454.48		
			36"(914mm)	X7FV-1836-N	SS	LP				1628.87		
	23"(584mm)	23 3/4"(603mm)	30"(762mm)	X7FV-2330-N	SS	LP				\$1539.41		
			36"(914mm)	X7FV-2336-N	SS	LP				1713.80		
Wood												
21 1/2"(546mm)	18"(457mm)	18 3/4"(476mm)	30"(762mm)	X4FV-1830-N	SS	LW				\$1454.48	\$1608.42	
			36"(914mm)	X4FV-1836-N	SS	LW				1628.87	1800.25	
	23"(584mm)	23 3/4"(603mm)	30"(762mm)	X4FV-2330-N	SS	LW				\$1539.41	\$1701.84	
			36"(914mm)	X4FV-2336-N	SS	LW				1713.80	1893.67	

1.5H Attached Lateral File with Shelf



X4FV-LW
X5FV-LW
X7FV-LW

Features

- Includes unfinished top, optional full finished back, adjustable shelf for 2H unit, glides and attachment hardware.
- Unfinished top of storage unit includes a 3"(76mm) horizontal wireway gap.
- Drawer pull options:
 - Bar pulls available in powdercoat finishes.
 - Linear and Classic pulls are available in satin nickel finish only.
 - Finger pull option available with Wood Group B finishes.
- Adjustable shelf depth for 2H sized to allow 1/2"(13mm) wireway at the rear of the cabinet.
- One 3/4"(19mm) thick adjustable shelf for 2H has ±1 1/4"(32mm) adjustment range.
- Factory installed full back option adds 3/4"(19mm) to the overall storage cabinet depth.
- Glides provide 2"(51mm) adjustment range.
- Shipped assembled.

Specification Tips

- Storage cabinet used as support for upper storage requires either a finished back or overlay modesty panel.
- 18"(457mm) and 18 3/4"(476mm) deep storage cabinets for use under 19"(483mm) deep worksurfaces.
- 23"(584mm) and 23 3/4"(603mm) deep storage cabinets for use under 24"(610mm) deep worksurfaces.
- Separately specified credenza top may be added to attached storage cabinet with finished back option for use as freestanding unit.

To Order, Specify:

- 1) Product number, including:

① File Drawer Option:

- S** Black Miterfold
- W** Wood, add \$79.26 list

② Drawer Pull Option:

- F** Finger (Wood only)
- B** Bar
- 8** Linear
- 9** Classic

③ Back Option:

- N** No Back
- Y** Finished Back, add \$266.10 list

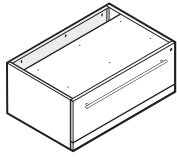
- 2) Finish code (laminate, paint, or wood).
- 3) Laminate edge trim color (if laminate specified).
- 4) Trim color for bar pull (if specified).
- 5) Trim color for lock (required).

This page intentionally blank

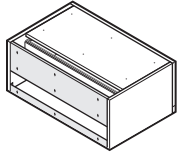
Masters Series

Attached Lateral Files

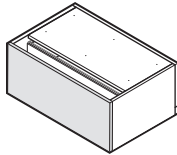
1H and 1.5H High and 2H Attached Lateral Files



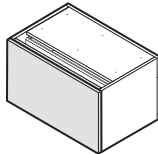
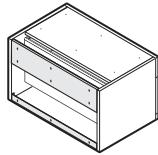
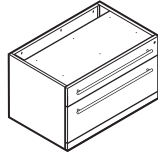
X4F1-LW
X5F1-LL
X7F1-LP
(Front view)



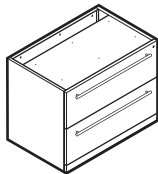
X4F1-LW
X5F1-LL
X7F1-LP
(Back view)



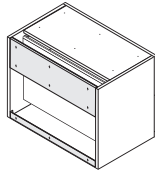
X4F1-LW
X5F1-LL
X7F1-LP
(Back view)



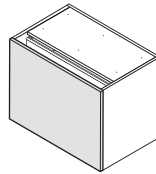
X4FB-LW
X5FB-LL
X7FB-LP



X4FA-LW
X5FA-LL
X7FA-LP
(Front view)



X4FA-LW
X5FA-LL
X7FA-LP
(Back view)



X4FA-LW
X5FA-LL
X7FA-LP
(Back view)

Features

- Includes case, unfinished top, optional full finished back, 3/4"(19mm) thick end panels, glides and attachment hardware.
- Unfinished top of lateral file includes a 3"(76mm) horizontal wireway gap.
- Factory installed finished back option adds 3/4"(19mm) to the overall lateral file depth.
- File drawer with an integrated file hanging system.
- Two file hanging bars included per file drawer.
- File drawers have full extension slides with integrated anti-tip interlock feature.
- Drawer pull options:
 - Bar pulls available in powdercoat finishes.
 - Linear and Classic pulls are available in satin nickel finish only.
 - Finger pull option available with Wood Group B finishes.
- One lock standard per lateral file; includes dual lock bar system.
- Lock plug is available in black or chrome.
- For lock options, refer to Lock Program Price List.
- Glides provide 2"(51mm) adjustment range.
- 42"(1067mm) width files available in laminate and wood only.
- Shipped assembled.

Specification Tips

- 18"(457mm) and 18 3/4"(476mm) deep lateral files for use under 19"(483mm) deep worksurfaces.
- 23"(584mm) and 23 3/4"(603mm) deep lateral files for use under 24"(610mm) deep worksurfaces.
- 2H lateral files can be incorporated into a preconfigured return with a pedestal. No back option must be specified.
- See Planning Modular Components in Specification Guide for details.

To Order, Specify:

1) Product number, including:

1 File Drawer Option:

- S** Black Miterfold
- W** Wood
1H, add **\$52.09** list
1.5H, add **\$79.26** list
2H, add **\$105.30** list

2 Drawer Pull Option:

- F** Finger (Wood only)
- B** Bar
- 8** Linear
- 9** Classic

3 Back Option:

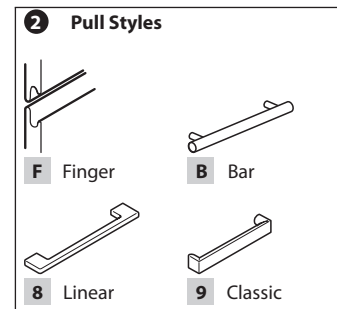
- N** No Back
- Y** Finished Back
1H, add **\$257.05** list
1.5H, add **\$266.10** list
2H, add **\$274.02** list

2) Finish code (laminate, paint, or wood).

3) Laminate edge trim color (if laminate specified).

4) Trim color for bar pull (if specified).

5) Trim color for lock (required).



Masters Series

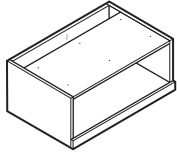
Attached Lateral Files

Height	Open Back Depth	Full Back Depth	Width	Number ① ② ③	Laminate A	B	Paint A	Wood Group A	Group B		
Laminate — 1H											
15 3/16"(386mm)	18"(457mm)	18 3/4"(476mm)	30"(762mm)	X5F1-1830-N	■	■	SS	■	LL	\$ 967.79	\$1139.89
			36"(914mm)	X5F1-1836-N	■	■	SS	■	LL	1108.20	1280.30
			42"(1067mm)	X5F1-1842-N	■	■	SS	■	LL	1248.61	1420.71
23"(584mm)	23 3/4"(603mm)	30"(762mm)	X5F1-2330-N	■	■	SS	■	LL	\$1052.72	\$1224.82	
			36"(914mm)	X5F1-2336-N	■	■	SS	■	LL	1193.13	1365.23
			42"(1067mm)	X5F1-2342-N	■	■	SS	■	LL	1333.54	1505.64
Laminate — 1.5H											
21 1/2"(546mm)	18"(457mm)	18 3/4"(476mm)	30"(762mm)	X5FB-1830-N	■	■	SS	■	LL	\$1077.18	\$1270.07
			36"(914mm)	X5FB-1836-N	■	■	SS	■	LL	1217.59	1410.48
			42"(1067mm)	X5FB-1842-N	■	■	SS	■	LL	1358.00	1550.89
23"(584mm)	23 3/4"(603mm)	30"(762mm)	X5FB-2330-N	■	■	SS	■	LL	\$1162.11	\$1355.00	
			36"(914mm)	X5FB-2336-N	■	■	SS	■	LL	1302.52	1495.41
			42"(1067mm)	X5FB-2342-N	■	■	SS	■	LL	1442.93	1635.82
Laminate — 2H											
28"(711mm)	18"(457mm)	18 3/4"(476mm)	30"(762mm)	X5FA-1830-N	■	■	SS	■	LL	\$1246.02	\$1470.99
			36"(914mm)	X5FA-1836-N	■	■	SS	■	LL	1386.43	1611.40
			42"(1067mm)	X5FA-1842-N	■	■	SS	■	LL	1526.84	1751.81
23"(584mm)	23 3/4"(603mm)	30"(762mm)	X5FA-2330-N	■	■	SS	■	LL	\$1330.95	\$1555.92	
			36"(914mm)	X5FA-2336-N	■	■	SS	■	LL	1471.36	1696.33
			42"(1067mm)	X5FA-2342-N	■	■	SS	■	LL	1611.77	1836.74
Paint — 1H											
15 3/16"(386mm)	18"(457mm)	18 3/4"(476mm)	30"(762mm)	X7F1-1830-N	■	■	SS	■	LP	\$1298.21	
			36"(914mm)	X7F1-1836-N	■	■	SS	■	LP	1472.60	
			42"(1067mm)	X7F1-1842-N	■	■	SS	■	LP	1383.14	
23"(584mm)	23 3/4"(603mm)	30"(762mm)	X7F1-2330-N	■	■	SS	■	LP	\$1383.14		
			36"(914mm)	X7F1-2336-N	■	■	SS	■	LP	1557.53	
			42"(1067mm)	X7F1-2342-N	■	■	SS	■	LP		
Paint — 1.5H											
21 1/2"(546mm)	18"(457mm)	18 3/4"(476mm)	30"(762mm)	X7FB-1830-N	■	■	SS	■	LP	\$1539.41	
			36"(914mm)	X7FB-1836-N	■	■	SS	■	LP	1713.80	
			42"(1067mm)	X7FB-1842-N	■	■	SS	■	LP	1624.34	
23"(584mm)	23 3/4"(603mm)	30"(762mm)	X7FB-2330-N	■	■	SS	■	LP	\$1624.34		
			36"(914mm)	X7FB-2336-N	■	■	SS	■	LP	1798.73	
			42"(1067mm)	X7FB-2342-N	■	■	SS	■	LP		
Paint — 2H											
28"(711mm)	18"(457mm)	18 3/4"(476mm)	30"(762mm)	X7FA-1830-N	■	■	SS	■	LP	\$1695.68	
			36"(914mm)	X7FA-1836-N	■	■	SS	■	LP	1870.07	
			42"(1067mm)	X7FA-1842-N	■	■	SS	■	LP	1780.61	
23"(584mm)	23 3/4"(603mm)	30"(762mm)	X7FA-2330-N	■	■	SS	■	LP	\$1780.61		
			36"(914mm)	X7FA-2336-N	■	■	SS	■	LP	1955.00	
			42"(1067mm)	X7FA-2342-N	■	■	SS	■	LP		
Wood — 1H											
15 3/16"(386mm)	18"(457mm)	18 3/4"(476mm)	30"(762mm)	X4F1-1830-N	■	■	SS	■	LW	\$1298.21	\$1428.03
			36"(914mm)	X4F1-1836-N	■	■	SS	■	LW	1472.60	1619.86
			42"(1067mm)	X4F1-1842-N	■	■	SS	■	LW	1646.99	1811.69
23"(584mm)	23 3/4"(603mm)	30"(762mm)	X4F1-2330-N	■	■	SS	■	LW	\$1383.14	\$1521.45	
			36"(914mm)	X4F1-2336-N	■	■	SS	■	LW	1557.53	1713.28
			42"(1067mm)	X4F1-2342-N	■	■	SS	■	LW	1731.92	1905.11
Wood — 1.5H											
21 1/2"(546mm)	18"(457mm)	18 3/4"(476mm)	30"(762mm)	X4FB-1830-N	■	■	SS	■	LW	\$1539.41	\$1693.35
			36"(914mm)	X4FB-1836-N	■	■	SS	■	LW	1713.80	1885.18
			42"(1067mm)	X4FB-1842-N	■	■	SS	■	LW	1888.19	2077.01
23"(584mm)	23 3/4"(603mm)	30"(762mm)	X4FB-2330-N	■	■	SS	■	LW	\$1624.34	\$1786.77	
			36"(914mm)	X4FB-2336-N	■	■	SS	■	LW	1798.73	1978.60
			42"(1067mm)	X4FB-2342-N	■	■	SS	■	LW	1973.12	2170.43
Wood — 2H											
28"(711mm)	18"(457mm)	18 3/4"(476mm)	30"(762mm)	X4FA-1830-N	■	■	SS	■	LW	\$1695.68	\$1865.25
			36"(914mm)	X4FA-1836-N	■	■	SS	■	LW	1870.07	2057.08
			42"(1067mm)	X4FA-1842-N	■	■	SS	■	LW	2044.46	2248.91
23"(584mm)	23 3/4"(603mm)	30"(762mm)	X4FA-2330-N	■	■	SS	■	LW	\$1780.61	\$1958.67	
			36"(914mm)	X4FA-2336-N	■	■	SS	■	LW	1955.00	2150.50
			42"(1067mm)	X4FA-2342-N	■	■	SS	■	LW	2129.39	2342.33

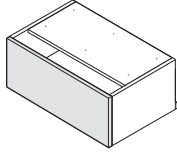
Masters Series

Attached Storage Units

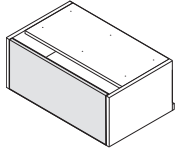
1H and 2H Attached Storage Units



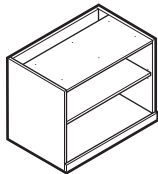
X4N1-NN
X5N1-NN
X7N1-NN
(Front view)



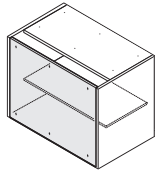
X4N1-NN
X5N1-NN
X7N1-NN
(Back view)



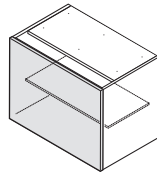
X4N1-NN
X5N1-NN
X7N1-NN
(Back view)



X4N2-NN
X5N2-NN
X7N2-NN
(Front view)



X4N2-NN
X5N2-NN
X7N2-NN
(Back view)



X4N2-NN
X5N2-NN
X7N2-NN
(Back view)

Features

- Includes unfinished top, optional full finished back, adjustable shelf for 2H unit, glides and attachment hardware.
- Unfinished top of storage unit includes a 3"(76mm) horizontal wireway gap.
- Adjustable shelf depth for 2H sized to allow 1/2"(13mm) wireway at the rear of the cabinet.
- One 3/4"(19mm) thick adjustable shelf for 2H has ±1 1/4"(32mm) adjustment range.
- Factory installed full back option adds 3/4"(19mm) to the overall storage cabinet depth.
- Glides provide 2"(51mm) adjustment range.
- 42"(1067mm) width files available in laminate and wood only, and has fixed shelves.
- Shipped assembled.

Specification Tips

- Storage unit used as support for upper storage requires either a finished back or overlay modesty panel.
- 18"(457mm) and 18 3/4"(476mm) deep storage units for use under 19"(483mm) deep worksurfaces.
- 23"(584mm) and 23 3/4"(603mm) deep storage units for use under 24"(610mm) deep worksurfaces.
- Separately specified credenza top may be added to attached storage unit with finished back option for use as freestanding unit.

To Order, Specify:

- 1) Product number, including:

① Back Option:

- N** No Back
- L** Finished Laminate Back
1H, add **\$257.17** list
1.5H, add **\$266.10** list
2H, add **\$274.02** list
- P** Finished Paint Back
1H, add **\$257.17** list
2H, add **\$274.02** list
- W** Finished Wood Back
1H, add **\$257.17** list
1.5H, add **\$266.10** list
2H, add **\$274.02** list

- 2) Finish code (laminate, paint, or wood).
- 3) Laminate edge trim color (if laminate specified).

Masters Series

Attached Storage Units

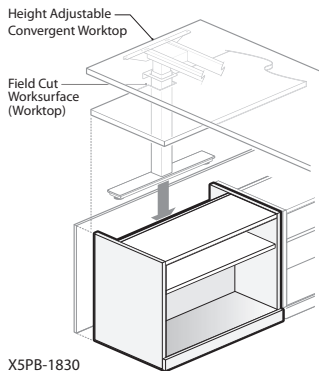
Height	Open Back Depth	Finished Back Depth	Width	Number	①	Laminate A	B	Paint A	Wood Group A	Group B
Laminate — 1H										
15 3/16"(386mm)	18"(457mm)	18 3/4"(476mm)	30"(762mm)	X5N1-1830-NS	■ NN	\$ 842.57	\$ 962.64			
			36"(914mm)	X5N1-1836-NS	■ NN	899.94	1020.01			
			42"(1067mm)	X5N1-1842-NS	■ NN	957.31	1077.38			
23"(584mm)	23 3/4"(603mm)	30"(762mm)	X5N1-2330-NS	■ NN	\$ 904.52	\$ 1024.59				
			X5N1-2336-NS	■ NN	961.89	1081.96				
			X5N1-2342-NS	■ NN	1019.26	1139.33				
Laminate — 1.5H										
21 1/2"(546mm)	18"(457mm)	18 3/4"(476mm)	30"(762mm)	X5NB-1830-NS	■ NN	\$1072.99	\$1103.64			
			36"(914mm)	X5NB-1836-NS	■ NN	1137.61	1161.01			
			42"(1067mm)	X5NB-1842-NS	■ NN	1202.23	1218.38			
23"(584mm)	23 3/4"(603mm)	30"(762mm)	X5NB-2330-NS	■ NN	\$1134.94	\$1165.59				
			X5NB-2336-NS	■ NN	1199.56	1222.96				
			X5NB-2342-NS	■ NN	1264.18	1280.33				
Laminate — 2H										
28"(711mm)	18"(457mm)	18 3/4"(476mm)	30"(762mm)	X5N2-1830-NS	■ NN	\$1061.43	\$1154.12			
			36"(914mm)	X5N2-1836-NS	■ NN	1138.30	1230.99			
			42"(1067mm)	X5N2-1842-NS	■ NN	1215.17	1307.86			
23"(584mm)	23 3/4"(603mm)	30"(762mm)	X5N2-2330-NS	■ NN	\$1137.15	\$1229.84				
			X5N2-2336-NS	■ NN	1214.02	1306.71				
			X5N2-2342-NS	■ NN	1290.89	1383.58				
Paint — 1H										
15 3/16"(386mm)	18"(457mm)	18 3/4"(476mm)	30"(762mm)	X7N1-1830-NS	■ NN			\$1358.43		
			36"(914mm)	X7N1-1836-NS	■ NN			1455.17		
			42"(1067mm)	X7N1-1842-NS	■ NN			1465.37		
23"(584mm)	23 3/4"(603mm)	30"(762mm)	X7N1-2330-NS	■ NN			\$1465.37			
			X7N1-2336-NS	■ NN			1562.11			
			X7N1-2342-NS	■ NN						
Paint — 2H										
28"(711mm)	18"(457mm)	18 3/4"(476mm)	30"(762mm)	X7N2-1830-NS	■ NN			\$1544.36		
			36"(914mm)	X7N2-1836-NS	■ NN			1621.23		
			42"(1067mm)	X7N2-1842-NS	■ NN			1620.08		
23"(584mm)	23 3/4"(603mm)	30"(762mm)	X7N2-2330-NS	■ NN			\$1620.08			
			X7N2-2336-NS	■ NN			1696.95			
			X7N2-2342-NS	■ NN						
Wood — 1H										
15 3/16"(386mm)	18"(457mm)	18 3/4"(476mm)	30"(762mm)	X4N1-1830-NS	■ NN			\$1358.43	\$1494.27	
			36"(914mm)	X4N1-1836-NS	■ NN			1455.17	1600.69	
			42"(1067mm)	X4N1-1842-NS	■ NN			1551.91	1707.11	
23"(584mm)	23 3/4"(603mm)	30"(762mm)	X4N1-2330-NS	■ NN			\$1465.37	\$1611.91		
			X4N1-2336-NS	■ NN			1562.11	1718.33		
			X4N1-2342-NS	■ NN			1658.85	1824.75		
Wood — 1.5H										
21 1/2"(546mm)	18"(457mm)	18 3/4"(476mm)	30"(762mm)	X4NB-1830-NS	■ NN	\$1508.39	\$1645.14			
			36"(914mm)	X4NB-1836-NS	■ NN	1606.31	1745.48			
			42"(1067mm)	X4NB-1842-NS	■ NN	1704.23	1845.82			
23"(584mm)	23 3/4"(603mm)	30"(762mm)	X4NB-2330-NS	■ NN	\$1570.34	\$1707.09				
			X4NB-2336-NS	■ NN	1668.26	1807.43				
			X4NB-2342-NS	■ NN	1766.18	1907.77				
Wood — 2H										
28"(711mm)	18"(457mm)	18 3/4"(476mm)	30"(762mm)	X4N2-1830-NS	■ NN			\$1544.36	\$1698.80	
			36"(914mm)	X4N2-1836-NS	■ NN			1621.23	1775.67	
			42"(1067mm)	X4N2-1842-NS	■ NN			1698.10	1852.54	
23"(584mm)	23 3/4"(603mm)	30"(762mm)	X4N2-2330-NS	■ NN			\$1620.08	\$1774.52		
			X4N2-2336-NS	■ NN			1696.95	1851.39		
			X4N2-2342-NS	■ NN			1773.82	1928.26		

Masters Series

1.5H Attached Storage for use with Convergent Worktop — Open Unit

Depth	Width	Number	Laminate		Wood Group	
			A	B	A	B
Laminate — No back						
18"(457mm)	30"(762mm)	X5PB-1830-NSNN	\$ 952.00	\$ 982.65	N/A	N/A
	36"(914mm)	X5PB-1836-NSNN	1016.62	1040.02	N/A	N/A
	42"(1067mm)	X5PB-1842-NSNN	1081.24	1097.39	N/A	N/A
23"(584mm)	30"(762mm)	X5PB-2330-NSNN	\$1023.34	\$1053.99	N/A	N/A
	36"(914mm)	X5PB-2336-NSNN	1087.96	1111.36	N/A	N/A
	42"(1067mm)	X5PB-2342-NSNN	1152.58	1168.73	N/A	N/A
Wood — No back						
18"(457mm)	30"(762mm)	X4PB-1830-NSNN	N/A	N/A	\$1451.39	\$1586.64
	36"(914mm)	X4PB-1836-NSNN	N/A	N/A	1549.31	1686.98
	42"(1067mm)	X4PB-1842-NSNN	N/A	N/A	1647.23	1787.32
23"(584mm)	30"(762mm)	X4PB-2330-NSNN	N/A	N/A	\$1522.73	\$1657.98
	36"(914mm)	X4PB-2336-NSNN	N/A	N/A	1620.65	1758.32
	42"(1067mm)	X4PB-2342-NSNN	N/A	N/A	1718.57	1858.66
Laminate — With back						
18"(457mm)	30"(762mm)	X5PB-1830-NSLN	\$1218.12	\$1248.77	N/A	N/A
	36"(914mm)	X5PB-1836-NSLN	1282.74	1306.14	N/A	N/A
	42"(1067mm)	X5PB-1842-NSLN	1347.36	1363.51	N/A	N/A
23"(584mm)	30"(762mm)	X5PB-2330-NSLN	\$1289.46	\$1320.11	N/A	N/A
	36"(914mm)	X5PB-2336-NSLN	1354.08	1377.48	N/A	N/A
	42"(1067mm)	X5PB-2342-NSLN	1418.70	1434.85	N/A	N/A
Wood — With back						
18"(457mm)	30"(762mm)	X4PB-1830-NSWN	N/A	N/A	\$1717.51	\$1852.76
	36"(914mm)	X4PB-1836-NSWN	N/A	N/A	1815.43	1953.10
	42"(1067mm)	X4PB-1842-NSWN	N/A	N/A	1913.35	2053.44
23"(584mm)	30"(762mm)	X4PB-2330-NSWN	N/A	N/A	\$1788.85	\$1924.10
	36"(914mm)	X4PB-2336-NSWN	N/A	N/A	1886.77	2024.44
	42"(1067mm)	X4PB-2342-NSWN	N/A	N/A	1984.69	2124.78

1.5H Attached Storage for use with Convergent Worktop — Open Unit



Feature

- Includes case with optional finished back panel, 5"(127mm) deep full height wire way and adjustable shelf.

Specification Tips

- Attached lower storage units are used to design a modular storage credenza.
- Designed to be attached to adjacent modular lower storage for stability.
- Back of storage unit has a 5"(127mm) deep full height open wireway intended to conceal a height adjustable T-Leg included with a Height Adjustable Convergent Worktop.
- May be used to support a Convergent Worktop - For use with 1.5H Storage (fixed height convergent worktop with stanchion).
- Requires a separately specified Credenza Top.
- The optional finished back panel is 3/4"(19mm) thick and will increase the overall depth of the attached storage unit.

To Order, Specify:

No Back

- Product number.
- Laminate surface color or wood finish for case.
- Edge trim color (laminated only).

With Finished Back

- Product number.
- Laminate surface color or wood finish for case and back.
- Edge trim color (laminated only).

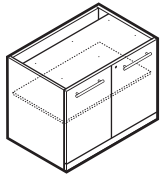
This page intentionally blank

Masters Series

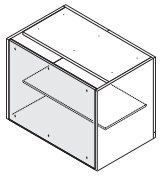
Attached Storage Units

Height	Open Back Depth	Finished Back Depth	Width	Number ① ② ③	Laminate A	B	Paint A	Wood Group A	Group B
Laminate									
28"(711mm)	18"(457mm)	18 3/4"(476mm)	30"(762mm)	X5H2-1830- S L	\$1277.02	\$1379.16			
			36"(914mm)	X5H2-1836- S L	1348.15	1450.29			
	23"(584mm)	23 3/4"(603mm)	30"(762mm)	X5H2-2330- S L	\$1344.71	\$1446.85			
			36"(914mm)	X5H2-2336- S L	1415.84	1517.98			
Paint									
28"(711mm)	18"(457mm)	18 3/4"(476mm)	30"(762mm)	X7H2-1830- S P			\$1824.31		
			36"(914mm)	X7H2-1836- S P			1900.03		
	23"(584mm)	23 3/4"(603mm)	30"(762mm)	X7H2-2330- S P			\$1904.63		
			36"(914mm)	X7H2-2336- S P			1980.35		
Wood									
28"(711mm)	18"(457mm)	18 3/4"(476mm)	30"(762mm)	X4H2-1830- S W			\$1824.31	\$2006.94	
			36"(914mm)	X4H2-1836- S W			1900.03	2090.03	
	23"(584mm)	23 3/4"(603mm)	30"(762mm)	X4H2-2330- S W			\$1904.63	\$2095.09	
			36"(914mm)	X4H2-2336- S W			1980.35	2178.18	

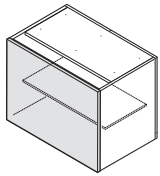
2H Storage Unit with Doors



X4H2-LW
X5H2-LL
X7H2-LP
(Front view)



X4H2-LW
X5H2-LL
X7H2-LP
(Back view)



X4H2-LW
X5H2-LL
X7H2-LP
(Back view)

Features

- Includes case, unfinished top, optional full finished back, adjustable shelf, doors with concealed hinges, glides, and attachment hardware.
- Unfinished top of storage unit includes a 3"(76mm) horizontal wireway gap.
- One 3/4"(19mm) thick adjustable shelf has ±1 1/4"(32mm) adjustment range.
- Adjustable shelf depth sized to allow 1/2"(13mm) wireway at the rear of the cabinet.
- Factory installed finished wood back option adds 3/4"(19mm) to the overall storage cabinet depth.
- Door pull options:
 - Finger pull option indicates door with touch latch.
 - Bar pulls available in powdercoat finishes.
 - Linear and Classic pulls are available in satin nickel finish only.
- Optional lock available; lock plug available in black or chrome.
- For lock options, refer to Lock Program Price List.
- Glides provide 2"(51mm) adjustment range.
- Shipped assembled.

Specification Tips

- 18"(457mm) and 18 3/4"(476mm) deep storage units for use under 19"(483mm) deep worksurfaces.
- 23"(584mm) and 23 3/4"(603mm) deep storage units for use under 24"(610mm) deep worksurfaces.
- Separately specified worksurface may be added to attached storage unit with finished back option for use as freestanding 2H.

To Order, Specify:

- 1) Product number, including:

① Door Pull Option:

- F** Finger (Touch latch)
- B** Bar
- 8** Linear
- 9** Classic

② Back Option:

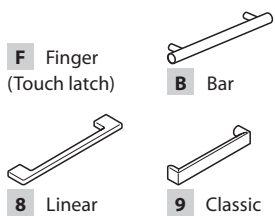
- N** No Back
- L** Finished Laminate Back, add \$235.20 list
- P** Finished Paint back, add \$235.20 list
- W** Finished Wood Back, add \$278.80 list

③ Lock Option:

- N** No Lock
- L** Lock, add \$122.77 list

- 2) Finish code (laminate, paint, or wood).
- 3) Laminate edge trim color (if laminate specified).
- 4) Trim color for bar pull (if specified).
- 5) Trim color for lock (if specified).

① Pull Styles

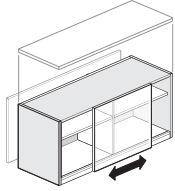


This page intentionally blank

Masters Series

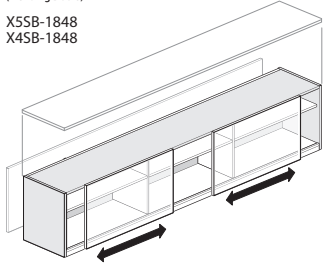
1.5H Attached Sliding Door Storage Unit

1.5H Attached Sliding Door Storage Unit



48" - 72" W
(1 Sliding Doors)

X5SB-1848
X45B-1848



78" - 108" W
(2 Sliding Doors)

X5SB-1848
X45B-1848

Feature

- Includes case with optional back panel, non-locking sliding door(s) and adjustable shelf.

Specification Tips

- May be used as a stand alone unit.
- May be used adjacent to applicable attached lower storage or modular components to design a credenza storage unit.
- Not for use with a Height Adjustable Convergent Worktop.
- May be used to support a Convergent Worktop - For use with 1.5H Storage (fixed height convergent worktop with stanchion).
- Requires a separately specified Credenza Top.
- The optional finished back panel is 3/4" (19mm) thick and will increase the overall depth of the attached storage unit.

To Order, Specify:

No Back

- 1) Product number.
- 2) Laminate surface color or wood finish for case and door.
- 3) Edge trim color (laminated only).

With Finished Back

- 1) Product number.
- 2) Laminate surface color or wood finish for case, back and door.
- 3) Edge trim color (laminated only).

Masters Series

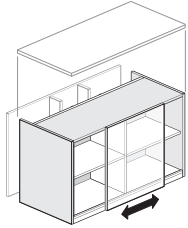
1.5H Attached Sliding Door Storage Unit

Depth	Width	Number	Number of Door(s) and Divider(s)	Shelf(s)	Laminate A	B	Wood Group A	Wood Group B
Laminate Door — No back								
18"(457mm)	48"(1219mm)	X55B-1848-NSNNL	1	2	\$1764.68	\$1768.57	N/A	N/A
	54"(1372mm)	X55B-1854-NSNNL	1	2	1861.40	1873.03	N/A	N/A
	60"(1524mm)	X55B-1860-NSNNL	1	2	1958.12	1977.49	N/A	N/A
	66"(1676mm)	X55B-1866-NSNNL	1	2	2054.84	2081.95	N/A	N/A
	72"(1829mm)	X55B-1872-NSNNL	1	2	2151.56	2186.41	N/A	N/A
	78"(1981mm)	X55B-1878-NSNNL	2	3	2248.28	2290.87	N/A	N/A
	84"(2134mm)	X55B-1884-NSNNL	2	3	2345.00	2395.33	N/A	N/A
	90"(2286mm)	X55B-1890-NSNNL	2	3	2441.72	2499.79	N/A	N/A
	96"(2438mm)	X55B-1896-NSNNL	2	3	2538.44	2604.25	N/A	N/A
	102"(2591mm)	X55B-18A2-NSNNL	2	3	2635.16	2708.71	N/A	N/A
	108"(2743mm)	X55B-18A8-NSNNL	2	3	2731.88	2813.17	N/A	N/A
Wood Door — No back								
18"(457mm)	48"(1219mm)	X45B-1848-NSNNW	1	2	N/A	N/A	\$2200.49	\$2771.24
	54"(1372mm)	X45B-1854-NSNNW	1	2	N/A	N/A	2340.66	2919.82
	60"(1524mm)	X45B-1860-NSNNW	1	2	N/A	N/A	2480.83	3068.40
	66"(1676mm)	X45B-1866-NSNNW	1	2	N/A	N/A	2621.00	3216.98
	72"(1829mm)	X45B-1872-NSNNW	1	2	N/A	N/A	2761.17	3365.56
	78"(1981mm)	X45B-1878-NSNNW	2	3	N/A	N/A	2901.34	3514.14
	84"(2134mm)	X45B-1884-NSNNW	2	3	N/A	N/A	3041.51	3662.72
	90"(2286mm)	X45B-1890-NSNNW	2	3	N/A	N/A	3181.68	3811.30
	96"(2438mm)	X45B-1896-NSNNW	2	3	N/A	N/A	3321.85	3959.88
	102"(2591mm)	X45B-18A2-NSNNW	2	3	N/A	N/A	3462.02	4108.46
	108"(2743mm)	X45B-18A8-NSNNW	2	3	N/A	N/A	3602.19	4257.04
Laminate Door — With Finished Back								
18"(457mm)	48"(1219mm)	X55B-1848-NSLNL	1	2	\$2047.27	\$2052.65	N/A	N/A
	54"(1372mm)	X55B-1854-NSLNL	1	2	2143.99	2157.11	N/A	N/A
	60"(1524mm)	X55B-1860-NSLNL	1	2	2240.71	2261.57	N/A	N/A
	66"(1676mm)	X55B-1866-NSLNL	1	2	2337.43	2366.03	N/A	N/A
	72"(1829mm)	X55B-1872-NSLNL	1	2	2434.15	2470.49	N/A	N/A
	78"(1981mm)	X55B-1878-NSLNL	2	3	2530.87	2574.95	N/A	N/A
	84"(2134mm)	X55B-1884-NSLNL	2	3	2627.59	2679.41	N/A	N/A
	90"(2286mm)	X55B-1890-NSLNL	2	3	2724.31	2783.87	N/A	N/A
	96"(2438mm)	X55B-1896-NSLNL	2	3	2821.03	2888.33	N/A	N/A
	102"(2591mm)	X55B-18A2-NSLNL	2	3	2917.75	2992.79	N/A	N/A
	108"(2743mm)	X55B-18A8-NSLNL	2	3	3014.47	3097.25	N/A	N/A
Wood Door — With Finished back								
18"(457mm)	48"(1219mm)	X45B-1848-NSWNNW	1	2	N/A	N/A	\$2628.17	\$3202.75
	54"(1372mm)	X45B-1854-NSWNNW	1	2	N/A	N/A	2768.34	3351.33
	60"(1524mm)	X45B-1860-NSWNNW	1	2	N/A	N/A	2908.51	3499.91
	66"(1676mm)	X45B-1866-NSWNNW	1	2	N/A	N/A	3048.68	3648.49
	72"(1829mm)	X45B-1872-NSWNNW	1	2	N/A	N/A	3188.85	3797.07
	78"(1981mm)	X45B-1878-NSWNNW	2	3	N/A	N/A	3329.02	3945.65
	84"(2134mm)	X45B-1884-NSWNNW	2	3	N/A	N/A	3469.19	4094.23
	90"(2286mm)	X45B-1890-NSWNNW	2	3	N/A	N/A	3609.36	4242.81
	96"(2438mm)	X45B-1896-NSWNNW	2	3	N/A	N/A	3749.53	4391.39
	102"(2591mm)	X45B-18A2-NSWNNW	2	3	N/A	N/A	3889.70	4539.97
	108"(2743mm)	X45B-18A8-NSWNNW	2	3	N/A	N/A	4029.87	4688.55

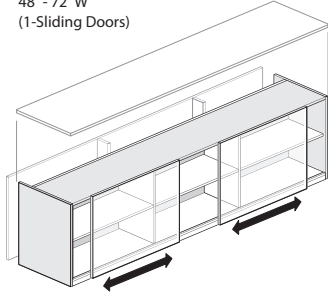
Masters Series

2H Attached Sliding Door Storage Unit

2H Attached Sliding Door Storage Unit



48" - 72"W
(1 Sliding Doors)



78" - 108"W
(2 Sliding Doors)

X5CA-2348
X4CA-2348

Feature

- Includes case with optional finished back panel, non-locking sliding door, 5"(127mm) deep full height wire way and adjustable shelf.

Specification Tips

- May be used as a stand alone unit.
- May be used adjacent to applicable attached lower storage or modular components to design a credenza storage unit.
- Not for use with a Convergent Worktop.
- Requires a separately specified Credenza Top
- The optional finished back panel is 3/4"(19mm) thick and will increase the overall depth of the attached storage unit.

To Order, Specify:

No Back

- 1) Product number.
- 2) Laminate surface color or wood finish for case and door.
- 3) Edge trim color (laminated only).

With Finished Back

- 1) Product number.
- 2) Laminate surface color or wood finish for case, back and door.
- 3) Edge trim color (laminated only).

Masters Series

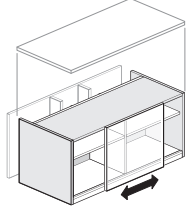
2H Attached Sliding Door Storage Unit

Depth	Width	Number	Number of Door(s) and Divider(s)	Shelf(s)	Laminate A	B	Wood Group A	Wood Group B
Laminate Door — No back								
23"(584mm)	48"(1219mm)	X5CA-2348-NSNNL	1	2	\$1988.94	\$2007.01	N/A	N/A
	54"(1372mm)	X5CA-2354-NSNNL	1	2	2093.88	2120.35	N/A	N/A1
	60"(1524mm)	X5CA-2360-NSNNL	1	2	2198.82	2233.69	N/A	N/A
	66"(1676mm)	X5CA-2366-NSNNL	1	2	2303.76	2347.03	N/A	N/A
	72"(1829mm)	X5CA-2372-NSNNL	1	2	2408.70	2460.37	N/A	N/A
	78"(1981mm)	X5CA-2378-NSNNL	2	3	2513.64	2573.71	N/A	N/A
	84"(2134mm)	X5CA-2384-NSNNL	2	3	2618.58	2687.05	N/A	N/A
	90"(2286mm)	X5CA-2390-NSNNL	2	3	2723.52	2800.39	N/A	N/A
	96"(2438mm)	X5CA-2396-NSNNL	2	3	2828.46	2913.73	N/A	N/A
	102"(2591mm)	X5CA-23A2-NSNNL	2	3	2933.40	3027.07	N/A	N/A
	108"(2743mm)	X5CA-23A8-NSNNL	2	3	3038.34	3140.41	N/A	N/A
Wood Door — No back								
23"(584mm)	48"(1219mm)	X4CA-2348-NSNNW	1	2	N/A	N/A	\$2709.08	\$3307.53
	54"(1372mm)	X4CA-2354-NSNNW	1	2	N/A	N/A	2861.16	3468.73
	60"(1524mm)	X4CA-2360-NSNNW	1	2	N/A	N/A	3013.24	3629.93
	66"(1676mm)	X4CA-2366-NSNNW	1	2	N/A	N/A	3165.32	3791.13
	72"(1829mm)	X4CA-2372-NSNNW	1	2	N/A	N/A	3317.40	3952.33
	78"(1981mm)	X4CA-2378-NSNNW	2	3	N/A	N/A	3469.48	4113.53
	84"(2134mm)	X4CA-2384-NSNNW	2	3	N/A	N/A	3621.56	4274.73
	90"(2286mm)	X4CA-2390-NSNNW	2	3	N/A	N/A	3773.64	4435.93
	96"(2438mm)	X4CA-2396-NSNNW	2	3	N/A	N/A	3925.72	4597.13
	102"(2591mm)	X4CA-23A2-NSNNW	2	3	N/A	N/A	4077.80	4758.33
	108"(2743mm)	X4CA-23A8-NSNNW	2	3	N/A	N/A	4229.88	4919.53
Laminate Door — With Finished Back								
23"(584mm)	48"(1219mm)	X5CA-2348-NSLNL	1	2	\$2309.87	\$2330.71	N/A	N/A
	54"(1372mm)	X5CA-2354-NSLNL	1	2	2414.81	2444.05	N/A	N/A
	60"(1524mm)	X5CA-2360-NSLNL	1	2	2519.75	2557.39	N/A	N/A
	66"(1676mm)	X5CA-2366-NSLNL	1	2	2624.69	2670.73	N/A	N/A
	72"(1829mm)	X5CA-2372-NSLNL	1	2	2729.63	2784.07	N/A	N/A
	78"(1981mm)	X5CA-2378-NSLNL	2	3	2834.57	2897.41	N/A	N/A
	84"(2134mm)	X5CA-2384-NSLNL	2	3	2939.51	3010.75	N/A	N/A
	90"(2286mm)	X5CA-2390-NSLNL	2	3	3044.45	3124.09	N/A	N/A
	96"(2438mm)	X5CA-2396-NSLNL	2	3	3149.39	3237.43	N/A	N/A
	102"(2591mm)	X5CA-23A2-NSLNL	2	3	3254.33	3350.77	N/A	N/A
	108"(2743mm)	X5CA-23A8-NSLNL	2	3	3359.27	3464.11	N/A	N/A
Wood Door — With Finished back								
23"(584mm)	48"(1219mm)	X4CA-2348-NSWNNW	1	2	N/A	N/A	\$3193.67	\$3797.02
	54"(1372mm)	X4CA-2354-NSWNNW	1	2	N/A	N/A	3345.75	3958.22
	60"(1524mm)	X4CA-2360-NSWNNW	1	2	N/A	N/A	3497.83	4119.42
	66"(1676mm)	X4CA-2366-NSWNNW	1	2	N/A	N/A	3649.91	4280.62
	72"(1829mm)	X4CA-2372-NSWNNW	1	2	N/A	N/A	3801.99	4441.82
	78"(1981mm)	X4CA-2378-NSWNNW	2	3	N/A	N/A	3954.07	4603.02
	84"(2134mm)	X4CA-2384-NSWNNW	2	3	N/A	N/A	4106.15	4764.22
	90"(2286mm)	X4CA-2390-NSWNNW	2	3	N/A	N/A	4258.23	4925.42
	96"(2438mm)	X4CA-2396-NSWNNW	2	3	N/A	N/A	4410.31	5086.62
	102"(2591mm)	X4CA-23A2-NSWNNW	2	3	N/A	N/A	4562.39	5247.82
	108"(2743mm)	X4CA-23A8-NSWNNW	2	3	N/A	N/A	4714.47	5409.02

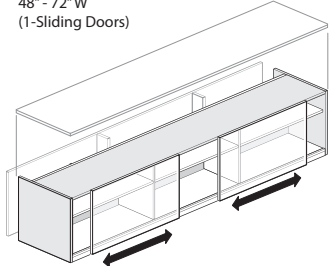
Masters Series

1.5H Attached Sliding Door Storage Unit for use with Convergent Worktop

1.5H Attached Sliding Door Storage Unit for use with Convergent Worktop



48" - 72" W
(1 Sliding Doors)



78" - 108" W
(2 Sliding Doors)

X5CB-2348
X4CB-2348

Feature

- Includes case with optional finished back panel, non-locking sliding door, 5"(127mm) deep full height wire way and adjustable shelf.

Specification Tips

- May be used as a stand alone unit or may be used adjacent to 1.5H attached lower storage units.
- Back of storage unit has a 5"(127mm) deep full height open wireway intended to conceal a height adjustable T-Leg included with a Height Adjustable Convergent Worktop.
- May be used to support a Convergent Worktop - For use with 1.5H Storage (fixed height convergent worktop with stanchion).
- Requires a separately specified Credenza Top.
- The optional finished back panel is 3/4"(19mm) thick and will increase the overall depth of the attached storage unit.

To Order, Specify:

No Back

- 1) Product number.
- 2) Laminate surface color or wood finish for case and door.
- 3) Edge trim color (laminated only).

With Finished Back

- 1) Product number.
- 2) Laminate surface color or wood finish for case, back and door.
- 3) Edge trim color (laminated only).

Masters Series

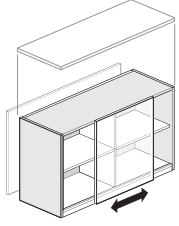
1.5H Attached Sliding Door Storage Unit for use with Convergent Worktop

Depth	Width	Number	Number of Door(s) and Divider(s)	Shelf(s)	Laminate		Wood Group A	Wood Group B
					A	B		
Laminate Door — No back								
23"(584mm)	48"(1219mm)	X5CB-2348-NSNNL	1	2	\$1858.08	\$1869.42	N/A	N/A
	54"(1372mm)	X5CB-2354-NSNNL	1	2	1954.80	1973.88	N/A	N/A
	60"(1524mm)	X5CB-2360-NSNNL	1	2	2051.52	2078.34	N/A	N/A
	66"(1676mm)	X5CB-2366-NSNNL	1	2	2148.24	2182.80	N/A	N/A
	72"(1829mm)	X5CB-2372-NSNNL	1	2	2244.96	2287.26	N/A	N/A
	78"(1981mm)	X5CB-2378-NSNNL	2	3	2341.68	2391.72	N/A	N/A
	84"(2134mm)	X5CB-2384-NSNNL	2	3	2438.40	2496.18	N/A	N/A
	90"(2286mm)	X5CB-2390-NSNNL	2	3	2535.12	2600.64	N/A	N/A
	96"(2438mm)	X5CB-2396-NSNNL	2	3	2631.84	2705.10	N/A	N/A
	102"(2591mm)	X5CB-23A2-NSNNL	2	3	2728.56	2809.56	N/A	N/A
	108"(2743mm)	X5CB-23A8-NSNNL	2	3	2825.28	2914.02	N/A	N/A
Wood Door — No back								
23"(584mm)	48"(1219mm)	X4CB-2348-NSNNW	1	2	N/A	N/A	\$2519.34	\$3109.24
	54"(1372mm)	X4CB-2354-NSNNW	1	2	N/A	N/A	2659.51	3257.82
	60"(1524mm)	X4CB-2360-NSNNW	1	2	N/A	N/A	2799.68	3406.40
	66"(1676mm)	X4CB-2366-NSNNW	1	2	N/A	N/A	2939.85	3554.98
	72"(1829mm)	X4CB-2372-NSNNW	1	2	N/A	N/A	3080.02	3703.56
	78"(1981mm)	X4CB-2378-NSNNW	2	3	N/A	N/A	3220.19	3852.14
	84"(2134mm)	X4CB-2384-NSNNW	2	3	N/A	N/A	3360.36	4000.72
	90"(2286mm)	X4CB-2390-NSNNW	2	3	N/A	N/A	3500.53	4149.30
	96"(2438mm)	X4CB-2396-NSNNW	2	3	N/A	N/A	3640.70	4297.88
	102"(2591mm)	X4CB-23A2-NSNNW	2	3	N/A	N/A	3780.87	4446.46
	108"(2743mm)	X4CB-23A8-NSNNW	2	3	N/A	N/A	3921.04	4595.04
Laminate Door — With Finished Back								
23"(584mm)	48"(1219mm)	X5CB-2348-NSLNL	1	2	\$2140.67	\$2153.50	N/A	N/A
	54"(1372mm)	X5CB-2354-NSLNL	1	2	2237.39	2257.96	N/A	N/A
	60"(1524mm)	X5CB-2360-NSLNL	1	2	2334.11	2362.42	N/A	N/A
	66"(1676mm)	X5CB-2366-NSLNL	1	2	2430.83	2466.88	N/A	N/A
	72"(1829mm)	X5CB-2372-NSLNL	1	2	2527.55	2571.34	N/A	N/A
	78"(1981mm)	X5CB-2378-NSLNL	2	3	2624.27	2675.80	N/A	N/A
	84"(2134mm)	X5CB-2384-NSLNL	2	3	2720.99	2780.26	N/A	N/A
	90"(2286mm)	X5CB-2390-NSLNL	2	3	2817.71	2884.72	N/A	N/A
	96"(2438mm)	X5CB-2396-NSLNL	2	3	2914.43	2989.18	N/A	N/A
	102"(2591mm)	X5CB-23A2-NSLNL	2	3	3011.15	3093.64	N/A	N/A
	108"(2743mm)	X5CB-23A8-NSLNL	2	3	3107.87	3198.10	N/A	N/A
Wood Door — With Finished back								
23"(584mm)	48"(1219mm)	X4CB-2348-NSWNNW	1	2	N/A	N/A	\$2947.02	\$3540.75
	54"(1372mm)	X4CB-2354-NSWNNW	1	2	N/A	N/A	3087.19	3689.33
	60"(1524mm)	X4CB-2360-NSWNNW	1	2	N/A	N/A	3227.36	3837.91
	66"(1676mm)	X4CB-2366-NSWNNW	1	2	N/A	N/A	3367.53	3986.49
	72"(1829mm)	X4CB-2372-NSWNNW	1	2	N/A	N/A	3507.70	4135.07
	78"(1981mm)	X4CB-2378-NSWNNW	2	3	N/A	N/A	3647.87	4283.65
	84"(2134mm)	X4CB-2384-NSWNNW	2	3	N/A	N/A	3788.04	4432.23
	90"(2286mm)	X4CB-2390-NSWNNW	2	3	N/A	N/A	3928.21	4580.81
	96"(2438mm)	X4CB-2396-NSWNNW	2	3	N/A	N/A	4068.38	4729.39
	102"(2591mm)	X4CB-23A2-NSWNNW	2	3	N/A	N/A	4208.55	4877.97
	108"(2743mm)	X4CB-23A8-NSWNNW	2	3	N/A	N/A	4348.72	5026.55

Masters Series

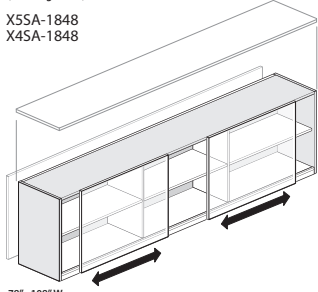
2H Attached Sliding Door Storage Unit

2H Attached Sliding Door Storage Unit



48" - 72" W
(1 Sliding Doors)

X55A-1848
X45A-1848



78" - 108" W
(2 Sliding Doors)

X55A-1848
X45A-1848

Feature

- Includes case with optional back panel , non-locking sliding door(s) and adjustable shelf.

Specification Tips

- May be used as a stand alone unit.
- May be used adjacent to applicable attached lower storage or modular components to design a credenza storage unit.
- Not for use with a Convergent Worktop.
- Requires a separately specified Credenza Top.
- The optional finished back panel is 3/4"(19mm) thick and will increase the overall depth of the attached storage unit.

To Order, Specify:

No Back

- 1) Product number.
- 2) Laminate surface color or wood finish for case and door.
- 3) Edge trim color (laminated only).

With Finished Back

- 1) Product number.
- 2) Laminate surface color or wood finish for case, back and door.
- 3) Edge trim color (laminated only).

Masters Series

2H Attached Sliding Door Storage Unit

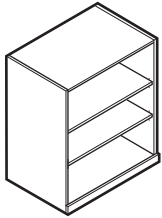
Depth	Width	Number	Number of Door(s) and Divider(s)	Shelf(s)	Laminate A	B	Wood Group A	Wood Group B
Laminate Door — No back								
18"(457mm)	48"(1219mm)	X55A-1848-NSNNL	1	2	\$1815.99	\$1820.21	N/A	N/A
	54"(1372mm)	X55A-1854-NSNNL	1	2	1920.93	1933.55	N/A	N/A
	60"(1524mm)	X55A-1860-NSNNL	1	2	2025.87	2046.89	N/A	N/A
	66"(1676mm)	X55A-1866-NSNNL	1	2	2130.81	2160.23	N/A	N/A
	72"(1829mm)	X55A-1872-NSNNL	1	2	2235.75	2273.57	N/A	N/A
	78"(1981mm)	X55A-1878-NSNNL	2	3	2340.69	2386.91	N/A	N/A
	84"(2134mm)	X55A-1884-NSNNL	2	3	2445.63	2500.25	N/A	N/A
	90"(2286mm)	X55A-1890-NSNNL	2	3	2550.57	2613.59	N/A	N/A
	96"(2438mm)	X55A-1896-NSNNL	2	3	2655.51	2726.93	N/A	N/A
	102"(2591mm)	X55A-18A2-NSNNL	2	3	2760.45	2840.27	N/A	N/A
	108"(2743mm)	X55A-18A8-NSNNL	2	3	2865.39	2953.61	N/A	N/A
Wood Door — No back								
18"(457mm)	48"(1219mm)	X45A-1848-NSNNW	1	2	N/A	N/A	\$2300.93	\$2874.88
	54"(1372mm)	X45A-1854-NSNNW	1	2	N/A	N/A	2453.01	3036.08
	60"(1524mm)	X45A-1860-NSNNW	1	2	N/A	N/A	2605.09	3197.28
	66"(1676mm)	X45A-1866-NSNNW	1	2	N/A	N/A	2757.17	3358.48
	72"(1829mm)	X45A-1872-NSNNW	1	2	N/A	N/A	2909.25	3519.68
	78"(1981mm)	X45A-1878-NSNNW	2	3	N/A	N/A	3061.33	3680.88
	84"(2134mm)	X45A-1884-NSNNW	2	3	N/A	N/A	3213.41	3842.08
	90"(2286mm)	X45A-1890-NSNNW	2	3	N/A	N/A	3365.49	4003.28
	96"(2438mm)	X45A-1896-NSNNW	2	3	N/A	N/A	3517.57	4164.48
	102"(2591mm)	X45A-18A2-NSNNW	2	3	N/A	N/A	3669.65	4325.68
	108"(2743mm)	X45A-18A8-NSNNW	2	3	N/A	N/A	3821.73	4486.88
Laminate Door — With Finished Back								
18"(457mm)	48"(1219mm)	X55A-1848-NSLNL	1	2	\$2136.92	\$2143.91	N/A	N/A
	54"(1372mm)	X55A-1854-NSLNL	1	2	2241.86	2257.25	N/A	N/A
	60"(1524mm)	X55A-1860-NSLNL	1	2	2346.80	2370.59	N/A	N/A
	66"(1676mm)	X55A-1866-NSLNL	1	2	2451.74	2483.93	N/A	N/A
	72"(1829mm)	X55A-1872-NSLNL	1	2	2556.68	2597.27	N/A	N/A
	78"(1981mm)	X55A-1878-NSLNL	2	3	2661.62	2710.61	N/A	N/A
	84"(2134mm)	X55A-1884-NSLNL	2	3	2766.56	2823.95	N/A	N/A
	90"(2286mm)	X55A-1890-NSLNL	2	3	2871.50	2937.29	N/A	N/A
	96"(2438mm)	X55A-1896-NSLNL	2	3	2976.44	3050.63	N/A	N/A
	102"(2591mm)	X55A-18A2-NSLNL	2	3	3081.38	3163.97	N/A	N/A
	108"(2743mm)	X55A-18A8-NSLNL	2	3	3186.32	3277.31	N/A	N/A
Wood Door — With Finished back								
18"(457mm)	48"(1219mm)	X45A-1848-NSWNNW	1	2	N/A	N/A	\$2785.52	\$3364.37
	54"(1372mm)	X45A-1854-NSWNNW	1	2	N/A	N/A	2937.60	3525.57
	60"(1524mm)	X45A-1860-NSWNNW	1	2	N/A	N/A	3089.68	3686.77
	66"(1676mm)	X45A-1866-NSWNNW	1	2	N/A	N/A	3241.76	3847.97
	72"(1829mm)	X45A-1872-NSWNNW	1	2	N/A	N/A	3393.84	4009.17
	78"(1981mm)	X45A-1878-NSWNNW	2	3	N/A	N/A	3545.92	4170.37
	84"(2134mm)	X45A-1884-NSWNNW	2	3	N/A	N/A	3698.00	4331.57
	90"(2286mm)	X45A-1890-NSWNNW	2	3	N/A	N/A	3850.08	4492.77
	96"(2438mm)	X45A-1896-NSWNNW	2	3	N/A	N/A	4002.16	4653.97
	102"(2591mm)	X45A-18A2-NSWNNW	2	3	N/A	N/A	4154.24	4815.17
	108"(2743mm)	X45A-18A8-NSWNNW	2	3	N/A	N/A	4306.32	4976.37

Masters Series

3H Freestanding Open Storage Unit

Height	Depth	Width	Number	Laminate		Paint A	Wood	
				A	B		Group A	Group B
Laminate								
41 5/8"(1057mm)	19"(483mm)	30"(762mm)	X5N3-1930-NSSNN	\$1386.99	\$1528.18			
		36"(914mm)	X5N3-1936-NSSNN	1435.17	1576.36			
	24"(610mm)	30"(762mm)	X5N3-2430-NSSNN	\$1805.78	\$1946.97			
		36"(914mm)	X5N3-2436-NSSNN	1853.96	1995.15			
Paint								
41 5/8"(1057mm)	19"(483mm)	30"(762mm)	X7N3-1930-NSSNN			\$1892.00		
		36"(914mm)	X7N3-1936-NSSNN			1940.18		
	24"(610mm)	30"(762mm)	X7N3-2430-NSSNN			\$2310.79		
		36"(914mm)	X7N3-2436-NSSNN			2358.97		
Wood								
41 5/8"(1057mm)	19"(483mm)	30"(762mm)	X4N3-1930-NSSNN			\$1892.00	\$2081.20	
		36"(914mm)	X4N3-1936-NSSNN			1940.18	2129.38	
	24"(610mm)	30"(762mm)	X4N3-2430-NSSNN			\$2310.79	\$2499.99	
		36"(914mm)	X4N3-2436-NSSNN			2358.97	2548.17	

3H Open Storage Unit



X4N3-NN
X5N3-NN
X7N3-NN

Features

- Includes case, two adjustable shelves; inset unfinished back and glides.
- Adjustable 3/4"(19mm) thick shelf has $\pm 1 \frac{1}{4}$ "(32mm) adjustment range.
- Glides provide 2"(51mm) adjustment range.
- Shipped assembled.

Specification Tips

- Not for use with stack-on storage unit.
- Includes 3/4"(19mm) proud kick plate.
- Not designed for application where back of unit is visible.

To Order, Specify:

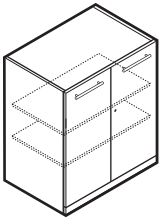
- 1) Product number.
- 2) Finish code (laminare, paint, or wood).
- 3) Laminate edge trim color (if laminate specified).

Masters Series

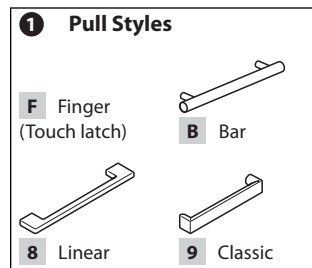
3H Freestanding Storage Unit with Hinged Doors

Height	Depth	Width	Number ① ②	Laminate		Paint A	Wood	
				A	B		Group A	Group B
Laminate								
41 5/8"(1057mm)	19"(483mm)	30"(762mm)	X5H3-1930-SS L	\$1616.64	\$1718.78			
		36"(914mm)	X5H3-1936-SS L	1645.32	1747.46			
	24"(610mm)	30"(762mm)	X5H3-2430-SS L	\$2029.68	\$2131.82			
		36"(914mm)	X5H3-2436-SS L	2058.36	2160.50			
Paint								
41 5/8"(1057mm)	19"(483mm)	30"(762mm)	X7H3-1930-SS P			\$2246.55		
		36"(914mm)	X7H3-1936-SS P			2279.82		
	24"(610mm)	30"(762mm)	X7H3-2430-SS P			\$2672.22		
		36"(914mm)	X7H3-2436-SS P			2705.49		
Wood								
41 5/8"(1057mm)	19"(483mm)	30"(762mm)	X4H3-1930-SS W			\$2246.55	\$2471.21	
		36"(914mm)	X4H3-1936-SS W			2279.82	2511.85	
	24"(610mm)	30"(762mm)	X4H3-2430-SS W			\$2672.22	\$2904.71	
		36"(914mm)	X4H3-2436-SS W			2705.49	2945.35	

3H Freestanding Storage Unit with Hinged Doors



X4H3-LW
X5H3-LL
X7H3-LP



Features

- Includes case, doors with concealed hinges, one adjustable shelf and one fixed shelf; inset unfinished back and glides.
- Adjustable 3/4"(19mm) thick shelf has $\pm 1\ 1/4$ "(32mm) adjustment range.
- Door pull options:
 - Finger pull option indicates door with touch latch.
 - Bar pulls available in powdercoat finish.
 - Linear and Classic available in satin nickel finish only.
- Optional lock available; lock plug available in black or chrome.
- For lock options, refer to Lock Program Price List.
- Glides provide 2"(51mm) adjustment range.
- Shipped assembled.

Specification Tips

- Not for use with stack-on storage unit.
- Not designed for application where back of unit is visible.

To Order, Specify:

- 1) Product number, including:

① Door Pull Option:

- F** Finger (Touch latch)
- B** Bar
- 8** Linear
- 9** Classic

② Lock Option:

- N** No Lock
- L** Lock, add \$122.77 list

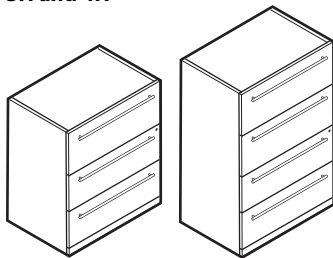
- 2) Finish code (laminate, paint, or wood).
- 3) Laminate edge trim color (if laminate specified).
- 4) Trim color for bar pull (if specified).
- 5) Trim color for lock (if specified).

Masters Series

Freestanding Lateral Files — 3H and 4H

Height	Depth	Width	Number 1 2	Laminate		Paint A	Wood	
				A	B		Group A	Group B
Laminate — 3H								
41 5/8"(1057mm)	19"(483mm)	30"(762mm)	X5F3-1930-N	SSBLL	\$2094.98	\$2481.25		
		36"(914mm)	X5F3-1936-N	SSBLL	2235.39	2621.66		
	24"(610mm)	30"(762mm)	X5F3-2430-N	SSBLL	2179.91	2566.18		
		36"(914mm)	X5F3-2436-N	SSBLL	2320.32	2706.59		
Laminate — 4H								
55 5/16"(1405mm)	19"(483mm)	30"(762mm)	X5F4-1930-N	SSBLL	\$2546.01	\$3017.97		
		36"(914mm)	X5F4-1936-N	SSBLL	2686.42	3158.38		
	24"(610mm)	30"(762mm)	X5F4-2430-N	SSBLL	2630.94	3102.90		
		36"(914mm)	X5F4-2436-N	SSBLL	2771.35	3243.31		
Paint — 3H								
41 5/8"(1057mm)	19"(483mm)	30"(762mm)	X7F3-1930-N	SSBLP		\$2908.48		
		36"(914mm)	X7F3-1936-N	SSBLP		3082.87		
	24"(610mm)	30"(762mm)	X7F3-2430-N	SSBLP		2993.41		
		36"(914mm)	X7F3-2436-N	SSBLP		3167.80		
Paint — 4H								
55 5/16"(1405mm)	19"(483mm)	30"(762mm)	X7F4-1930-N	SSBLP		\$3552.82		
		36"(914mm)	X7F4-1936-N	SSBLP		3727.21		
	24"(610mm)	30"(762mm)	X7F4-2430-N	SSBLP		3637.75		
		36"(914mm)	X7F4-2436-N	SSBLP		3812.14		
Wood — 3H								
41 5/8"(1057mm)	19"(483mm)	30"(762mm)	X4F3-1930-N	SSBLW		\$2908.48	\$3199.33	
		36"(914mm)	X4F3-1936-N	SSBLW		3082.87	3391.16	
	24"(610mm)	30"(762mm)	X4F3-2430-N	SSBLW		2993.41	3292.75	
		36"(914mm)	X4F3-2436-N	SSBLW		3167.80	3484.58	
Wood — 4H								
55 5/16"(1405mm)	19"(483mm)	30"(762mm)	X4F4-1930-N	SSBLW		\$3552.82	\$3908.10	
		36"(914mm)	X4F4-1936-N	SSBLW		3727.21	4099.93	
	24"(610mm)	30"(762mm)	X4F4-2430-N	SSBLW		3637.75	4001.52	
		36"(914mm)	X4F4-2436-N	SSBLW		3812.14	4193.35	

Freestanding Lateral File – 3H and 4H



X4F3-LW
X5F3-LL
X7F3-LP

X4F4-LW
X5F4-LL
X7F4-LP

Features

- Includes finished top and case and three or four lateral file drawers; inset unfinished back and glides.
- File drawer with an integrated file hanging system.
- Two file hanging bars included per file drawer.
- File drawers have full extension slides with integrated anti-tip interlock feature.
- Drawer pull options:
 - Bar pulls available in powdercoat finishes.
 - Linear and Classic pulls are available in satin nickel finish only.
 - Finger pull option available with Wood Group B finishes.
- One lock standard per lateral file; includes dual lock bar system.
- Lock plug is available in black or chrome.
- For lock options, refer to Lock Program Price List.
- Glides provide 2"(51mm) adjustment range.
- Shipped assembled.

Specification Tips

- Not for use with stack-on storage unit.
- 3H lateral file includes counterweight.
- 4H lateral file does not require counterweight.

To Order, Specify:

- 1) Product number, including:

1 File Drawer Option:

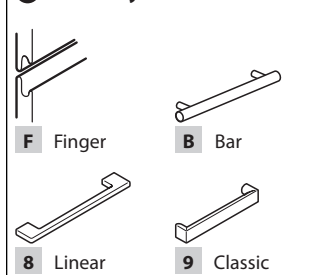
- S** Black Miterfold
- W** Wood
3H, add \$157.40 list
4H, add \$209.49 list

2 Drawer Pull Option:

- F** Finger (Wood only)
- B** Bar
- 8** Linear
- 9** Classic

- 2) Finish code (laminates, paint, or wood).
- 3) Laminate edge trim color (if laminate specified).
- 4) Trim color for bar pull (if specified).
- 5) Trim color for lock (required).


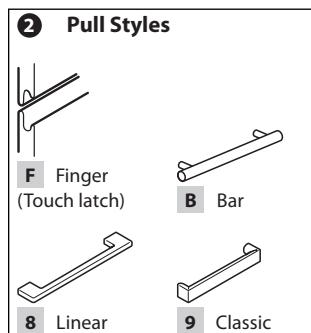
2 Pull Styles



Masters Series

Freestanding Lateral Files — 3H and 4H

Height	Depth	Width	Number	①	②	③	Laminate		Paint A	Wood	
							A	B		Group A	Group B
Laminate — 5H											
69"(1753mm)	19"(483mm)	30"(762mm)	X5F5-1930-N	SSB	L		\$3551.22	\$4237.50			
		36"(914mm)	X5F5-1936-N	SSB	L		3691.63	4377.91			
	24"(610mm)	30"(762mm)	X5F5-2430-N	SSB	L		3636.15	4322.43			
		36"(914mm)	X5F5-2436-N	SSB	L		3776.56	4462.84			
Laminate — 6H											
81 5/8 "(2073mm)	19"(483mm)	30"(762mm)	X5F6-1930-N	SSB	L		\$3839.76	\$4580.85			
		36"(914mm)	X5F6-1936-N	SSB	L		3980.17	4721.26			
	24"(610mm)	30"(762mm)	X5F6-2430-N	SSB	L		3924.69	4665.78			
		36"(914mm)	X5F6-2436-N	SSB	L		4065.10	4806.19			
Paint — 5H											
69"(1753mm)	19"(483mm)	30"(762mm)	X7F5-1930-N	SSB	P				\$5041.44		
		36"(914mm)	X7F5-1936-N	SSB	P				5215.83		
	24"(610mm)	30"(762mm)	X7F5-2430-N	SSB	P				5126.37		
		36"(914mm)	X7F5-2436-N	SSB	P				5300.76		
Paint — 6H											
81 5/8 "(2073mm)	19"(483mm)	30"(762mm)	X7F6-1930-N	SSB	P				\$5453.65		
		36"(914mm)	X7F6-1936-N	SSB	P				5628.04		
	24"(610mm)	30"(762mm)	X7F6-2430-N	SSB	P				5538.58		
		36"(914mm)	X7F6-2436-N	SSB	P				5712.97		
Wood — 5H											
69"(1753mm)	19"(483mm)	30"(762mm)	X4F5-1930-N	SSB	W				\$5041.44	\$5545.58	
		36"(914mm)	X4F5-1936-N	SSB	W				5215.83	5737.41	
	24"(610mm)	30"(762mm)	X4F5-2430-N	SSB	W				5126.37	5639.00	
		36"(914mm)	X4F5-2436-N	SSB	W				5300.76	5830.83	
Wood — 6H											
81 5/8 "(2073mm)	19"(483mm)	30"(762mm)	X4F6-1930-N	SSB	W				\$5453.65	\$5999.02	
		36"(914mm)	X4F6-1936-N	SSB	W				5628.04	6190.85	
	24"(610mm)	30"(762mm)	X4F6-2430-N	SSB	W				5538.58	6092.44	
		36"(914mm)	X4F6-2436-N	SSB	W				5712.97	6284.27	

Freestanding Lateral File –
5H and 6HX4F5-LW
X5F5-LL
X7F5-LPX4F6-LW
X5F6-LL
X7F6-LP

Features

- Includes finished top and case, four lateral file drawers and storage cabinet; inset unfinished back and glides.
- File drawer with an integrated file hanging system.
- Two file hanging bars included per file drawer.
- File drawers have full extension slides with integrated anti-tip interlock feature.
- Drawer pull options:
 - Bar pulls available in powdercoat finishes.
 - Linear and Classic pulls are available in satin nickel finish only.
 - Finger pull option includes touch latch on the storage cabinet doors and routed finger pull on cabinet drawers.
 - Finger pull option available with Wood Group B finishes.
- One lock standard per lateral file includes dual lock bar system; optional lock available for upper storage cabinet.
- Lock plug is available in black or chrome.
- For lock options, refer to Lock Program Price List.
- 6H includes one adjustable shelf.
- Adjustable 3/4"(19mm) thick shelf has ±1 1/4"(32mm) adjustment range.
- Glides provide 2"(51mm) adjustment range.
- Shipped assembled.

Specification Tip

- Not designed for application where back of unit is visible.

To Order, Specify:

- 1) Product number, including:

① File Drawer Option:

- S** Black Miterfold
- W** Wood, add \$209.49 list

② Drawer Pull Option:

- F** Finger (Touch latch) (Wood only)
- B** Bar
- 8** Linear
- 9** Classic

③ Storage Cabinet Lock Option:

- N** No Lock
- L** Lock, add \$122.77 list

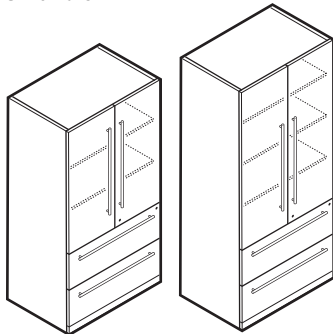
- 2) Finish code (laminated, paint, or wood).
- 3) Laminate edge trim color (if laminate specified).
- 4) Trim color for bar pull (if specified).
- 5) Trim color for lock (required).

Masters Series

Combination Units with Lateral File

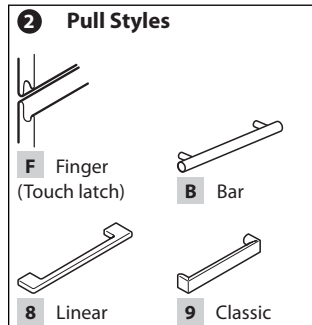
Height	Depth	Width	Number	① ② ③			Laminate		Paint A	Wood	
				A	B	Paint A	Group A	Group B			
Laminate — 5H											
69"(1753mm)	19"(483mm)	30"(762mm)	X5M5-1930-N	SSB	L	\$2907.18	\$3139.80				
		36"(914mm)	X5M5-1936-N	SSB	L	3206.64	3445.28				
	24"(610mm)	30"(762mm)	X5M5-2430-N	SSB	L	2982.90	3215.52				
		36"(914mm)	X5M5-2436-N	SSB	L	3282.36	3521.00				
Laminate — 6H											
81 5/8"(2073mm)	19"(483mm)	30"(762mm)	X5M6-1930-N	SSB	L	\$3094.20	\$3326.82				
		36"(914mm)	X5M6-1936-N	SSB	L	3393.66	3632.30				
	24"(610mm)	30"(762mm)	X5M6-2430-N	SSB	L	3169.92	3402.54				
		36"(914mm)	X5M6-2436-N	SSB	L	3469.38	3708.02				
Paint — 5H											
69"(1753mm)	19"(483mm)	30"(762mm)	X7M5-1930-N	SSB	P			\$4185.57			
		36"(914mm)	X7M5-1936-N	SSB	P			4525.19			
	24"(610mm)	30"(762mm)	X7M5-2430-N	SSB	P			4261.29			
		36"(914mm)	X7M5-2436-N	SSB	P			4600.91			
Paint — 6H											
81 5/8"(2073mm)	19"(483mm)	30"(762mm)	X7M6-1930-N	SSB	P			\$4397.83			
		36"(914mm)	X7M6-1936-N	SSB	P			4737.45			
	24"(610mm)	30"(762mm)	X7M6-2430-N	SSB	P			4473.55			
		36"(914mm)	X7M6-2436-N	SSB	P			4813.17			
Wood — 5H											
69"(1753mm)	19"(483mm)	30"(762mm)	X4M5-1930-N	SSB	W			\$4185.57	\$4604.13		
		36"(914mm)	X4M5-1936-N	SSB	W			4525.19	4977.71		
	24"(610mm)	30"(762mm)	X4M5-2430-N	SSB	W			4261.29	4679.85		
		36"(914mm)	X4M5-2436-N	SSB	W			4600.91	5053.43		
Wood — 6H											
81 5/8"(2073mm)	19"(483mm)	30"(762mm)	X4M6-1930-N	SSB	W			\$4397.83	\$4837.61		
		36"(914mm)	X4M6-1936-N	SSB	W			4737.45	5211.19		
	24"(610mm)	30"(762mm)	X4M6-2430-N	SSB	W			4473.55	4913.33		
		36"(914mm)	X4M6-2436-N	SSB	W			4813.17	5286.91		

Combination Unit — 5H and 6H



X4M5-LW
X5M5-LL
X7M5-LP

X4M6-LW
X5M6-LL
X7M6-LP



Features

- Includes 2H lateral file drawers, storage cabinet with two adjustable shelves, unfinished back, glides and concealed hinges.
- Adjustable shelf has $\pm 1 \frac{1}{4}$ " (32mm) adjustment range.
- File drawer with an integrated file hanging system.
- File drawers have full extension slides with integrated anti-tip interlock feature.
- Two file hanging bars included per file drawer.
- Drawer/door pull options:
 - Bar pulls available in powdercoat finishes.
 - Linear and Classic pulls are available in satin nickel finish only.
 - Finger pull option includes touch latch on the storage cabinet doors and routed finger pull on cabinet drawers.
 - Finger pull option available with Wood Group B finishes.
- One lock standard per lateral file includes dual lock bar system; Optional lock available for upper storage cabinet.
- Common keys within each storage unit.
- Lock plug is available in black or chrome.
- For lock options, refer to Lock Program Price List.
- Two adjustable shelves included in 5H. One fixed and two adjustable shelves included in 6H.
- Adjustable shelf has $\pm 1 \frac{1}{4}$ " (32mm) adjustment range.
- Glides provide 2"(51mm) adjustment range.
- Lateral file shipped assembled.

Specification Tip

- Not designed for application where back of unit is visible.

To Order, Specify:

- 1) Product number, including:

① File Drawer Option:

- S** Black Miterfold
- W** Wood, add \$105.30 list

② Drawer/Door Pull Option:

- F** Finger (Touch latch) (Wood only)
- B** Bar
- 8** Linear
- 9** Classic

③ Storage Cabinet Lock Option:

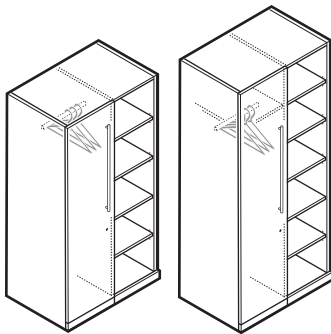
- N** No Lock
- L** Lock, add \$122.77 list

- 2) Finish code (laminated, paint, or wood).
- 3) Laminate edge trim color (if laminate specified).
- 4) Trim color for bar pull (if specified).
- 5) Trim color for lock (required).

Masters Series

Wardrobes with Open Unit

Height	Depth	Width	Number ① ② ③	Laminate		Paint A	Wood		
				A	B		Group A	Group B	
Laminate — 5H									
69"(1753mm)	19"(483mm)	30"(762mm)	X5W5-1930- SS L	\$2171.33	\$2219.00				
		36"(914mm)	X5W5-1936- SS L	2236.76	2284.43				
	24"(610mm)	30"(762mm)	X5W5-2430- SS L	2879.25	2926.92				
		36"(914mm)	X5W5-2436- SS L	2944.68	2992.35				
Laminate — 6H									
81 5/8"(2073mm)	19"(483mm)	30"(762mm)	X5W6-1930- SS L	\$2700.26	\$2747.93				
		36"(914mm)	X5W6-1936- SS L	2765.69	2813.36				
	24"(610mm)	30"(762mm)	X5W6-2430- SS L	3408.18	3455.85				
		36"(914mm)	X5W6-2436- SS L	3473.61	3521.28				
Paint — 5H									
69"(1753mm)	19"(483mm)	30"(762mm)	X7W5-1930- SS P			\$3304.47			
		36"(914mm)	X7W5-1936- SS P			3383.67			
	24"(610mm)	30"(762mm)	X7W5-2430- SS P			4111.07			
		36"(914mm)	X7W5-2436- SS P			4190.27			
Paint — 6H									
81 5/8"(2073mm)	19"(483mm)	30"(762mm)	X7W6-1930- SS P			\$3902.25			
		36"(914mm)	X7W6-1936- SS P			3981.45			
	24"(610mm)	30"(762mm)	X7W6-2430- SS P			4708.85			
		36"(914mm)	X7W6-2436- SS P			4788.05			
Wood — 5H									
69"(1753mm)	19"(483mm)	30"(762mm)	X4W5-1930- SS W			\$3304.47	\$3634.92		
		36"(914mm)	X4W5-1936- SS W			3383.67	3738.24		
	24"(610mm)	30"(762mm)	X4W5-2430- SS W			4111.07	4522.18		
		36"(914mm)	X4W5-2436- SS W			4190.27	4625.50		
Wood — 6H									
81 5/8"(2073mm)	19"(483mm)	30"(762mm)	X4W6-1930- SS W			\$3902.25	\$4292.48		
		36"(914mm)	X4W6-1936- SS W			3981.45	4395.80		
	24"(610mm)	30"(762mm)	X4W6-2430- SS W			4708.85	5179.74		
		36"(914mm)	X4W6-2436- SS W			4788.05	5283.06		

Wardrobe with Open Unit —
5H and 6HX4W5-WL
X5W5-LL
X7W5-PL
(Left-hand shown)X4W6-WL
X5W6-LL
X7W6-PL
(Left-hand shown)

Features

- Includes open storage with shelves, wardrobe with chrome coat rod, glides and door complete with concealed hinges.
- Case and door front finished; unfinished back.
- Handed left (L) or right (R) by door hinge orientation.
- 5H includes one fixed shelf and three adjustable shelves.
- 6H includes one fixed shelf and four adjustable shelves.
- Fixed shelf in the second position from the bottom.
- Adjustable shelf has $\pm 1 \frac{1}{4}$ " (32mm) adjustment range.
- Door pull options:
 - Finger pull option indicates door with touch latch.
 - Bar pulls available in powdercoat finishes.
 - Linear and Classic pulls are available in satin nickel finish only.
- Optional lock available; lock plug available in black or chrome.
- For lock options, refer to Lock Program Price List.
- Glides provide 1" (25mm) adjustment range.
- Shipped assembled.

Specification Tip

- Not designed for application where back of unit is visible.

To Order, Specify:

- 1) Product number, including:

① Door Pull Option:

- F** Finger (Touch latch)
- B** Bar
- 8** Linear
- 9** Classic

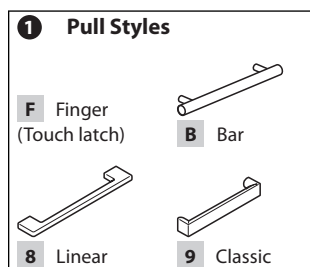
② Lock Option:

- N** No Lock
- L** Lock, add \$122.77 list

③ Wardrobe Orientation:

- L** Left-hand
- R** Right-hand

- 2) Finish code (laminate, paint, or wood).
- 3) Laminate edge trim color (if laminate specified).
- 4) Trim color for bar pull (if specified).
- 5) Trim color for lock (if specified).

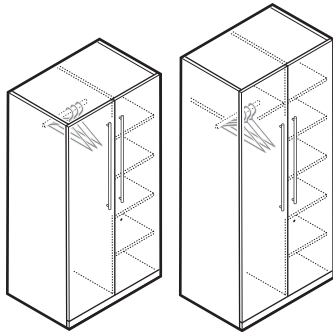


Masters Series

Wardrobes with Closed Storage Unit

Height	Depth	Width	Number ① ②	Laminate		Paint A	Wood	
				A	B		Group A	Group B
Laminate — 5H								
69"(1753mm)	19"(483mm)	30"(762mm)	X5X5-1930- SS L	\$2463.90	\$2511.57			
		36"(914mm)	X5X5-1936- SS L	2529.33	2577.00			
	24"(610mm)	30"(762mm)	X5X5-2430- SS L	3171.82	3219.49			
		36"(914mm)	X5X5-2436- SS L	3237.25	3284.92			
Laminate — 6H								
81 5/8 "(2073mm)	19"(483mm)	30"(762mm)	X5X6-1930- SS L	\$2992.83	\$3040.50			
		36"(914mm)	X5X6-1936- SS L	3058.26	3105.93			
	24"(610mm)	30"(762mm)	X5X6-2430- SS L	3700.75	3748.42			
		36"(914mm)	X5X6-2436- SS L	3766.18	3813.85			
Paint — 5H								
69"(1753mm)	19"(483mm)	30"(762mm)	X7X5-1930- SS P			\$3792.90		
		36"(914mm)	X7X5-1936- SS P			3872.10		
	24"(610mm)	30"(762mm)	X7X5-2430- SS P			4599.50		
		36"(914mm)	X7X5-2436- SS P			4678.70		
Paint — 6H								
81 5/8 "(2073mm)	19"(483mm)	30"(762mm)	X7X6-1930- SS P			\$4390.68		
		36"(914mm)	X7X6-1936- SS P			4469.88		
	24"(610mm)	30"(762mm)	X7X6-2430- SS P			5197.28		
		36"(914mm)	X7X6-2436- SS P			5276.48		
Wood — 5H								
69"(1753mm)	19"(483mm)	30"(762mm)	X4X5-1930- SS W			\$3792.90	\$4123.35	
		36"(914mm)	X4X5-1936- SS W			3872.10	4226.67	
	24"(610mm)	30"(762mm)	X4X5-2430- SS W			4599.50	5010.61	
		36"(914mm)	X4X5-2436- SS W			4678.70	5113.93	
Wood — 6H								
81 5/8 "(2073mm)	19"(483mm)	30"(762mm)	X4X6-1930- SS W			\$4390.68	\$4780.91	
		36"(914mm)	X4X6-1936- SS W			4469.88	4884.23	
	24"(610mm)	30"(762mm)	X4X6-2430- SS W			5197.28	5668.17	
		36"(914mm)	X4X6-2436- SS W			5276.48	5771.49	

Wardrobe with Closed Storage Unit — 5H and 6H



X4X5-LW
X5X5-LL
X7X5-LP

X4X6-LW
X5X6-LL
X7X6-LP

Features

- Includes wardrobe with chrome coat rod on left side, storage cabinet with shelves on right side, glides and doors with concealed hinges.
- Case and door front finished; unfinished back.
- 5H includes one fixed shelf and three adjustable shelves.
- 6H includes one fixed shelf and four adjustable shelves.
- Fixed shelf in the second position from the bottom.
- Adjustable shelf has $\pm 1 \frac{1}{4}$ " (32mm) adjustment range.
- Door pull options:
 - Finger pull option indicates door with touch latch.
 - Bar pulls available in powdercoat finishes.
 - Linear and Classic pulls are available in satin nickel finish only.
- Optional lock available; lock plug available in black or chrome.
- For lock options, refer to Lock Program Price List.
- Glides provide 1"(25mm) adjustment range.
- Shipped assembled.

Specification Tip

- Not designed for application where back of unit is visible.

To Order, Specify:

- 1) Product number, including:

① Door Pull Option:

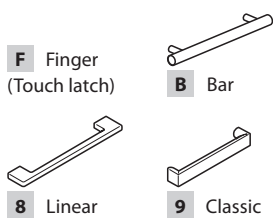
- F** Finger (Touch latch)
- B** Bar
- 8** Linear
- 9** Classic

② Lock Option:

- N** No Lock
- L** Lock, add \$122.77 list

- 2) Finish code (laminate, paint, or wood).
- 3) Laminate edge trim color (if laminate specified).
- 4) Trim color for bar pull (if specified).
- 5) Trim color for lock (if specified).

① Pull Styles

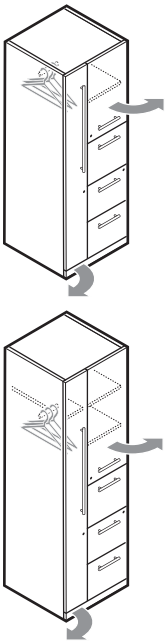


Masters Series

Personal Storage Towers with Valet

Height	Depth	Width	Number	① ② ③ ④				Laminate		Paint A	Wood	
				A	B	Paint A	Group A	Group B				
Laminate — 5H												
69"(1753mm)	24"(610mm)	24"(610mm)	X5AD-6924-	■	■	SSS	■	L	■	\$2977.28	\$3276.50	
Laminate — 6H												
81 5/8"(2073mm)	24"(610mm)	24"(610mm)	X5AD-8124-	■	■	SSS	■	L	■	\$3610.62	\$3960.46	
Paint — 5H												
69"(1753mm)	24"(610mm)	24"(610mm)	X7AD-6924-	■	■	SSS	■	P	■		\$4253.27	
Paint — 6H												
81 5/8"(2073mm)	24"(610mm)	24"(610mm)	X7AD-8124-	■	■	SSS	■	P	■		\$4969.23	
Wood — 5H												
69"(1753mm)	24"(610mm)	24"(610mm)	X4AD-6924-	■	■	SSS	■	W	■		\$4253.27	\$4678.60
Wood — 6H												
81 5/8"(2073mm)	24"(610mm)	24"(610mm)	X4AD-8124-	■	■	SSS	■	W	■		\$4969.23	\$5466.15

Personal Storage Tower with F/F/F and Valet



X4AD-WL
X5AD-LL
X7AD-PL
(Left-hand shown)

Features

- Includes three file drawers, closed storage with two adjustable shelves, glides and valet with chrome coat rod.
- Case and door front finished; unfinished back.
- 5H includes one adjustable shelf in the storage cabinet.
- 6H includes two adjustable shelves in the storage cabinet and a removable hat shelf in the valet.
- Adjustable shelf has $\pm 1 \frac{1}{4}$ " (32mm) adjustment range.
- Two file hanging bars included per file drawer.
- File drawers have full extension slides.
- Drawer/door pull options:
 - Bar pulls available in powdercoat finishes.
 - Linear and Classic pulls are available in satin nickel finish only.
 - Finger pull option includes touch latch on the storage cabinet doors and routed finger pull on cabinet drawers.
 - Finger pull option available with Wood Group B finishes.
- Letter width 15 $\frac{1}{2}$ " (394mm) pedestal.
- One lock standard for file drawers; optional lock available for upper storage cabinet and valet.
- Common keys within each storage unit.
- Lock plug is available in black or chrome.
- For lock options, refer to Lock Program Price List.
- Glides provide 1" (25mm) adjustment range.
- Shipped assembled.

Specification Tip

- Not designed for application where back of unit is visible.

To Order, Specify:

- 1) Product number, including:

① Drawer Option:

- S** Black Miterfold
- W** Wood, add \$135.38 list

② Drawer/Door Pull Option:

- F** Finger (Touch latch) (Wood only)
- B** Bar
- 8** Linear
- 9** Classic

③ Storage Cabinet/Valet Lock Option:

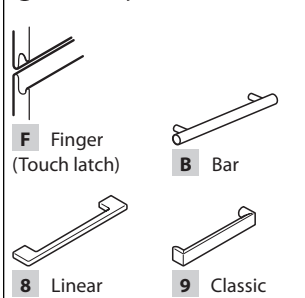
- N** No Lock
- L** Lock, add \$248.54 list

④ Valet Door Hinge Orientation:

- L** Left-hand
- R** Right-hand

- 2) Finish code (laminated, paint, or wood).
- 3) Laminate edge trim color (if laminate specified).
- 4) Trim color for bar pull (if specified).
- 5) Trim color for lock (required).

② Pull Styles

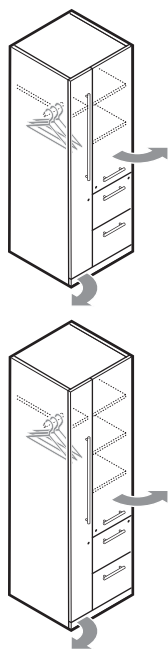


Masters Series

Personal Storage Towers with Valet

Height	Depth	Width	Number	①	②	③	④	Laminate A	B	Paint A	Wood Group A	Group B
Laminate — 5H												
69"(1753mm)	24"(610mm)	24"(610mm)	X5AF-6924-	■	■	SSS	L	\$2432.94	\$2718.99			
Laminate — 6H												
81 5/8"(2073mm)	24"(610mm)	24"(610mm)	X5AF-8124-	■	■	SSS	L	\$2971.05	\$3300.12			
Paint — 5H												
69"(1753mm)	24"(610mm)	24"(610mm)	X7AF-6924-	■	■	SSS	P			\$3579.77		
Paint — 6H												
81 5/8"(2073mm)	24"(610mm)	24"(610mm)	X7AF-8124-	■	■	SSS	P			\$4117.88		
Wood — 5H												
69"(1753mm)	24"(610mm)	24"(610mm)	X4AF-6924-	■	■	SSS	W				\$3579.77	\$3937.75
Wood — 6H												
81 5/8"(2073mm)	24"(610mm)	24"(610mm)	X4AF-8124-	■	■	SSS	W				\$4117.88	\$4526.57

Personal Storage Tower with F/F Pedestal and Valet — 5H and 6H



X4AF-WL
X5AF-LL
X7AF-PL
(Left-hand shown)

Features

- Includes two file drawers, closed storage with adjustable shelves, glides and wardrobe with chrome coat rod.
- Case and door front finished; unfinished back.
- Handed left (L) or right (R) based on valet door hinge orientation.
- 5H includes two adjustable shelves in the storage cabinet.
- 6H includes three adjustable shelves in the storage cabinet and one additional shelf in the valet.
- Adjustable shelf has ±1 1/4"(32mm) adjustment range.
- Two file hanging bars included per file drawer.
- File drawers have full extension slides.
- Drawer and door pull options:
 - Bar pulls available in powdercoat finishes.
 - Linear and Classic pulls are available in satin nickel finish only.
 - Finger pull option includes touch latch on the storage cabinet doors and routed finger pull on cabinet drawers.
 - Finger pull option available with Wood Group B finishes.
- Letter width 15 1/2"(394mm) pedestals.
- One lock standard for file drawers; optional lock available for upper storage cabinet and valet.
- Common keys within each storage unit.
- Lock plug is available in black or chrome.
- For lock options, refer to Lock Program Price List.
- Glides provide 1"(25mm) adjustment range.
- Shipped assembled.

Specification Tip

- Not designed for application where back of unit is visible.

To Order, Specify:

- 1) Product number, including:

① Drawer Option:

- S** Black Miterfold
- W** Wood, add \$135.38 list

② Drawer and Door Pull Options:

- F** Finger (Touch latch) (Wood only)
- B** Bar
- 8** Linear
- 9** Classic

③ Storage Cabinet/Valet Lock Option:

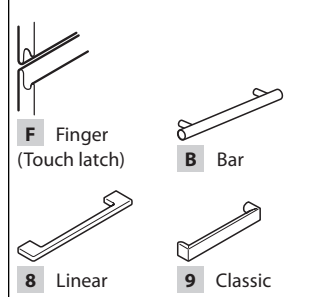
- N** No Lock
- L** Lock, add \$245.54 list

④ Valet Door Hinge Orientation:

- L** Left-hand
- R** Right-hand

- 2) Finish code (laminated, paint, or wood).
- 3) Laminate edge trim color (if laminate specified).
- 4) Trim color for bar pull (if specified).
- 5) Trim color for lock (required).

② Pull Styles

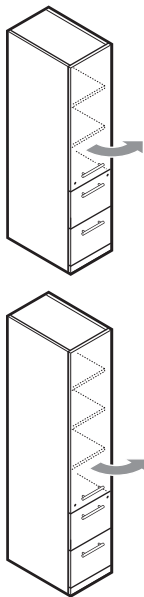


Masters Series

Storage Tower

Height	Depth	Width	Number	① ② ③ ④				Laminate		Paint A	Wood	
				A	B	Paint A	Group A	Group B				
Laminate — 5H												
69"(1753mm)	19"(483mm)	15 1/2"(394mm)	X5ZF-6919-	■	■	SSS	■	L	■	\$2147.25	\$2410.46	
	24"(610mm)		X5ZF-6924-	■	■	SSS	■	L	■	2256.25	2528.18	
Laminate — 6H												
81 5/8"(2073mm)	19"(483mm)	15 1/2"(394mm)	X5ZF-8119-	■	■	SSS	■	L	■	\$2608.49	\$2908.59	
	24"(610mm)		X5ZF-8124-	■	■	SSS	■	L	■	2717.49	3026.31	
Paint — 5H												
69"(1753mm)	19"(483mm)	15 1/2"(394mm)	X7ZF-6919-	■	■	SSS	■	P	■		\$3294.08	
	24"(610mm)		X7ZF-6924-	■	■	SSS	■	P	■		3403.08	
Paint — 6H												
81 5/8"(2073mm)	19"(483mm)	15 1/2"(394mm)	X7ZF-8119-	■	■	SSS	■	P	■		\$3755.32	
	24"(610mm)		X7ZF-8124-	■	■	SSS	■	P	■		3864.32	
Wood — 5H												
69"(1753mm)	19"(483mm)	15 1/2"(394mm)	X4ZF-6919-	■	■	SSS	■	W	■		\$3294.08	\$3623.49
	24"(610mm)		X4ZF-6924-	■	■	SSS	■	W	■		3403.08	3743.39
Wood — 6H												
81 5/8"(2073mm)	19"(483mm)	15 1/2"(394mm)	X4ZF-8119-	■	■	SSS	■	W	■		\$3755.32	\$4130.85
	24"(610mm)		X4ZF-8124-	■	■	SSS	■	W	■		3864.32	4250.75

Storage Tower — 5H and 6H



X4ZF-WR
X5ZF-LR
X7ZF-PR
(Right-hand shown)

Features

- Includes two file drawers, closed storage with adjustable shelves and glides.
- Case and door front finished; unfinished back.
- Handed left (L) or right (R) based on closed storage door hinge orientation.
- 5H includes two adjustable shelves in the storage cabinet.
- 6H includes three adjustable shelves in the storage cabinet.
- Adjustable shelf has $\pm 1\ 1/4"$ (32mm) adjustment range.
- Two file hanging bars included per file drawer.
- File drawers have full extension slides.
- Drawer and door pull options:
 - Bar pulls available in powdercoat finishes.
 - Linear and Classic pulls are available in satin nickel finish only.
 - Finger pull option includes touch latch on the storage cabinet doors and routed finger pull on cabinet drawers.
 - Finger pull option available with Wood Group B finishes.
- Letter width 15 1/2"(394mm) pedestals.
- One lock standard for file drawers; optional lock available for upper storage cabinet and valet.
- Common keys within each storage unit.
- Lock plug is available in black or chrome.
- For lock options, refer to Lock Program Price List.
- Glides provide 1"(25mm) adjustment range.
- Shipped assembled.

Specification Tip

- Not designed for application where back of unit is visible.

To Order, Specify:

- 1) Product number, including:

① Drawer Option:

- S** Black Miterfold
- W** Wood, add \$135.38 list

② Drawer and Door Pull Options:

- F** Finger (Touch latch) (Wood only)
- B** Bar
- 8** Linear
- 9** Classic

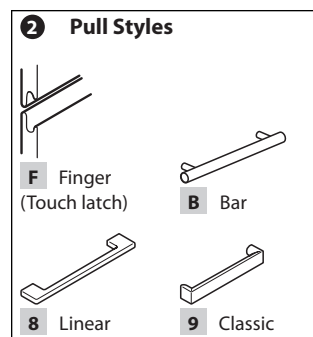
③ Storage Cabinet Lock Option:

- N** No Lock
- L** Lock, add \$122.77 list

④ Storage Door Hinge Orientation:

- L** Left-hand
- R** Right-hand

- 2) Finish code (laminated, paint, or wood).
- 3) Laminate edge trim color (if laminate specified).
- 4) Trim color for bar pull (if specified).
- 5) Trim color for lock (required).

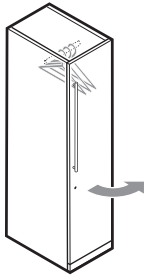


Masters Series

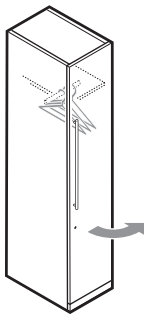
Freestanding Wardrobe Tower

Height	Depth	Width	Number ① ② ③	Laminate A	B	Paint A	Wood Group A	Group B
Laminate — 5H								
69"(1753mm)	24"(610mm)	16"(406mm)	X5Y5-2416- SS L	\$1303.86	\$1351.53			
Laminate — 6H								
81 5/8"(2073mm)	24"(610mm)	16"(406mm)	X5Y6-2416- SS L	\$1832.79	\$1880.46			
Paint — 5H								
69"(1753mm)	24"(610mm)	16"(406mm)	X7Y5-2416- SS P			\$2503.55		
Paint — 6H								
81 5/8"(2073mm)	24"(610mm)	16"(406mm)	X7Y6-2416- SS P			\$3101.33		
Wood — 5H								
69"(1753mm)	24"(610mm)	16"(406mm)	X4Y5-2416- SS W				\$2503.55	\$2858.38
Wood — 6H								
81 5/8"(2073mm)	24"(610mm)	16"(406mm)	X4Y6-2416- SS W				\$3101.33	\$3515.94

Freestanding Wardrobe Tower — 5H and 6H



X3Y5-PR
X4Y5-WR
X5Y5-LR



X4Y6-WR
X5Y6-LR
X7Y6-PR
(Right-hand shown)

Features

- Includes wardrobe cabinet with chrome coat rod; inset unfinished back and glides.
- Handed left (L) or right (R) by door hinge orientation.
- Case and door front finished; unfinished back.
- Door pull options:
 - Bar pulls available in powdercoat finishes.
 - Linear and Classic pulls are available in satin nickel finish only.
 - Finger pull option includes touch latch on the wardrobe door.
- Optional lock available; lock plug available in black or chrome.
- For lock options, refer to Lock Program Price List.
- Glides provide 1"(25mm) adjustment range.
- Shipped assembled.

Specification Tip

- Not designed for application where back of unit is visible.

To Order, Specify:

- 1) Product number, including:

① Door Pull Option:

- F** Finger (Touch latch)
- B** Bar
- 8** Linear
- 9** Classic

② Lock Option:

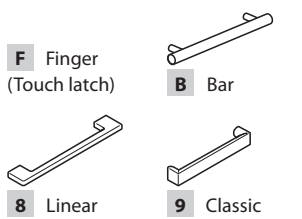
- N** No Lock
- L** Lock, add \$122.77 list

③ Door Hinge Orientation:

- L** Left-hand
- R** Right-hand

- 2) Finish code (laminated, paint, or wood).
- 3) Laminate edge trim color (if laminate specified).
- 4) Trim color for bar pull (if specified).
- 5) Trim color for lock (if specified).

① Pull Styles

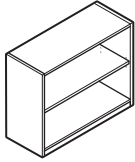


This page intentionally blank

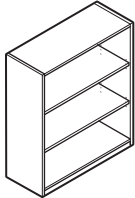
Masters Series

Bookcases

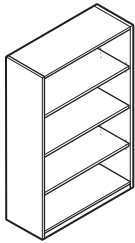
Bookcase — 2H, 3H, 4H, 5H and 6H



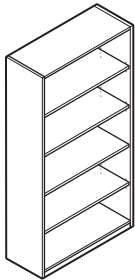
ULB2-S
UPB2-S
UXB2-S



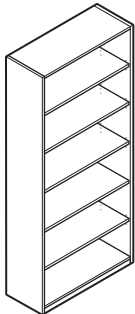
ULB3-S
UPB3-S
UXB3-S



ULB4-S
UPB4-S
UXB4-S



ULB5-S
UPB5-S
UXB5-S



ULB6-S
UPB6-S
UXB6-S

Features

- Includes bookcase with glides and finished top and shelves; inset unfinished back.
 - 2H includes one adjustable shelf.
 - 3H includes two adjustable shelves.
 - 4H includes two adjustable shelves and one fixed shelf.
 - 5H includes three adjustable shelves and one fixed shelf.
 - 6H includes four adjustable shelves and one fixed shelf.
- Adjustable 3/4"(19mm) thick shelf has $\pm 1\ 1/4$ "(32mm) adjustment range.
- 3/4"(19mm) thick fixed shelf in the second position from the bottom.
- Glides provide 1"(25mm) adjustment range.
- Shipped assembled.

Specification Tip

- Not designed for application where back of unit is visible.

To Order, Specify:

- 1) Product number.
- 2) Finish code (laminated, paint, or wood).
- 3) Laminate edge trim color (if laminate, paint or wood specified).

Masters Series

Bookcases

Height	Depth	Width	Number	Laminate		Paint A	Wood	
				A	B		Group A	Group B
Laminate — Letter Depth — 2H								
28"(711mm)	14"(356mm)	30"(762mm)	ULB2-1430-S	\$ 719.86	\$ 777.91			
		36"(914mm)	ULB2-1436-S	751.99	810.04			
Laminate — Letter Depth — 3H								
41 5/8"(1057mm)	14"(356mm)	30"(762mm)	ULB3-1430-S	\$ 742.72	\$ 800.77			
		36"(914mm)	ULB3-1436-S	794.35	852.40			
Laminate — Letter Depth — 4H								
55 5/16"(1405mm)	14"(356mm)	30"(762mm)	ULB4-1430-S	\$ 756.62	\$ 814.67			
		36"(914mm)	ULB4-1436-S	826.62	884.67			
Laminate — Letter Depth — 5H								
69"(1753mm)	14"(356mm)	30"(762mm)	ULB5-1430-S	\$ 959.46	\$ 1017.51			
		36"(914mm)	ULB5-1436-S	1047.81	1105.86			
Laminate — Letter Depth — 6H								
81 5/8"(2073mm)	14"(356mm)	30"(762mm)	ULB6-1430-S	\$ 1208.43	\$ 1266.48			
		36"(914mm)	ULB6-1436-S	1316.28	1374.33			
Laminate — Legal Depth — 2H								
28"(711mm)	16 1/2"(419mm)	30"(762mm)	ULB2-1730-S	\$ 751.99	\$ 810.04			
		36"(914mm)	ULB2-1736-S	784.12	842.17			
Laminate — Legal Depth — 3H								
41 5/8"(1057mm)	16 1/2"(419mm)	30"(762mm)	ULB3-1730-S	\$ 794.35	\$ 852.40			
		36"(914mm)	ULB3-1736-S	845.98	904.03			
Laminate — Legal Depth — 4H								
55 5/16"(1405mm)	16 1/2"(419mm)	30"(762mm)	ULB4-1730-S	\$ 826.62	\$ 884.67			
		36"(914mm)	ULB4-1736-S	896.62	954.67			
Laminate — Legal Depth — 5H								
69"(1753mm)	16 1/2"(419mm)	30"(762mm)	ULB5-1730-S	\$ 1047.81	\$ 1105.86			
		36"(914mm)	ULB5-1736-S	1136.16	1194.21			
Laminate — Legal Depth — 6H								
81 5/8"(2073mm)	16 1/2"(419mm)	30"(762mm)	ULB6-1730-S	\$ 1316.28	\$ 1374.33			
		36"(914mm)	ULB6-1736-S	1424.13	1482.18			
Paint — Letter Depth — 2H								
28"(711mm)	14"(356mm)	30"(762mm)	UPB2-1430-S			\$ 1233.42		
		36"(914mm)	UPB2-1436-S			1265.55		
Paint — Letter Depth — 3H								
41 5/8"(1057mm)	14"(356mm)	30"(762mm)	UPB3-1430-S			\$ 1517.96		
		36"(914mm)	UPB3-1436-S			1569.59		
Paint — Letter Depth — 4H								
55 5/16"(1405mm)	14"(356mm)	30"(762mm)	UPB4-1430-S			\$ 1802.51		
		36"(914mm)	UPB4-1436-S			1872.51		
Paint — Letter Depth — 5H								
69"(1753mm)	14"(356mm)	30"(762mm)	UPB5-1430-S			\$ 2084.75		
		36"(914mm)	UPB5-1436-S			2173.10		
Paint — Letter Depth — 6H								
81 5/8"(2073mm)	14"(356mm)	30"(762mm)	UPB6-1430-S			\$ 2369.30		
		36"(914mm)	UPB6-1436-S			2477.15		
Paint — Legal Depth — 2H								
28"(711mm)	16 1/2"(419mm)	30"(762mm)	UPB2-1730-S			\$ 1265.55		
		36"(914mm)	UPB2-1736-S			1297.68		
Paint — Legal Depth — 3H								
41 5/8"(1057mm)	16 1/2"(419mm)	30"(762mm)	UPB3-1730-S			\$ 1569.59		
		36"(914mm)	UPB3-1736-S			1621.22		
Paint — Legal Depth — 4H								
55 5/16"(1405mm)	16 1/2"(419mm)	30"(762mm)	UPB4-1730-S			\$ 1872.51		
		36"(914mm)	UPB4-1736-S			1942.51		
Paint — Legal Depth — 5H								
69"(1753mm)	16 1/2"(419mm)	30"(762mm)	UPB5-1730-S			\$ 2173.10		
		36"(914mm)	UPB5-1736-S			2261.45		
Paint — Legal Depth — 6H								
81 5/8"(2073mm)	16 1/2"(419mm)	30"(762mm)	UPB6-1730-S			\$ 2477.15		
		36"(914mm)	UPB6-1736-S			2585.00		

Masters Series


Bookcases

Height	Depth	Width	Number	Laminate		Paint A	Wood	
				A	B		Group A	Group B
Wood — Letter Depth — 2H								
28"(711mm)	14"(356mm)	30"(762mm)	UXB2-1430-S				\$1233.42	\$1383.76
		36"(914mm)	UXB2-1436-S				1265.55	1418.18
Wood — Letter Depth — 3H								
41 5/8"(1057mm)	14"(356mm)	30"(762mm)	UXB3-1430-S				\$1517.96	\$1668.30
		36"(914mm)	UXB3-1436-S				1569.59	1722.22
Wood — Letter Depth — 4H								
55 5/16"(1405mm)	14"(356mm)	30"(762mm)	UXB4-1430-S				\$1802.51	\$1952.85
		36"(914mm)	UXB4-1436-S				1872.51	2025.14
Wood — Letter Depth — 5H								
69"(1753mm)	14"(356mm)	30"(762mm)	UXB5-1430-S				\$2084.75	\$2235.09
		36"(914mm)	UXB5-1436-S				2173.10	2325.73
Wood — Letter Depth — 6H								
81 5/8"(2073mm)	14"(356mm)	30"(762mm)	UXB6-1430-S				\$2369.30	\$2519.64
		36"(914mm)	UXB6-1436-S				2477.15	2629.78
Wood — Legal Depth — 2H								
28"(711mm)	16 1/2"(419mm)	30"(762mm)	UXB2-1730-S				\$1265.55	\$1418.18
		36"(914mm)	UXB2-1736-S				1297.68	1452.60
Wood — Legal Depth — 3H								
41 5/8"(1057mm)	16 1/2"(419mm)	30"(762mm)	UXB3-1730-S				\$1569.59	\$1722.22
		36"(914mm)	UXB3-1736-S				1621.22	1776.14
Wood — Legal Depth — 4H								
55 5/16"(1405mm)	16 1/2"(419mm)	30"(762mm)	UXB4-1730-S				\$1872.51	\$2025.14
		36"(914mm)	UXB4-1736-S				1942.51	2097.43
Wood — Legal Depth — 5H								
69"(1753mm)	16 1/2"(419mm)	30"(762mm)	UXB5-1730-S				\$2173.10	\$2325.73
		36"(914mm)	UXB5-1736-S				2261.45	2416.37
Wood — Legal Depth — 6H								
81 5/8"(2073mm)	16 1/2"(419mm)	30"(762mm)	UXB6-1730-S				\$2477.15	\$2629.78
		36"(914mm)	UXB6-1736-S				2585.00	2739.92

Masters Series

Tables

Table — Round



XZAM-1S

Height	Diameter	Number ①	Laminate A	B	Wood Group A	Group B
Laminate						
29 1/4"(743mm)	30"(762mm)	XLAM-3000-JS	\$1472.12	\$1535.22		
	36"(914mm)	XLAM-3600-JS	1617.10	1677.45		
	42"(1067mm)	XLAM-4200-JS	1787.68	1844.78		
	48"(1219mm)	XLAM-4800-JS	1983.86	2037.21		
Wood						
29 1/4"(743mm)	30"(762mm)	XZAM-3000- S			\$1543.56	\$1630.66
	36"(914mm)	XZAM-3600- S			1713.65	1810.80
	42"(1067mm)	XZAM-4200- S			1911.28	2020.10
	48"(1219mm)	XZAM-4800- S			2136.45	2258.56

Features

- Includes round top and 27"(686mm) disc base.
- 30"(762mm) and 36"(914mm) includes 21"(533mm) disc base.
- 42"(1067mm) and 48"(1219mm) includes 27"(686mm) disc base.
- Fixed height base: 29 1/4"(743mm).
- 1 3/16"(30mm) thick laminate worksurface with T-mold edgeband.
- 1 3/16"(30mm) thick wood worksurface with a choice of profiled edge (Square, Bevel, Radius or Traditional). Double-cut veneers available with Square 3mm Radius edge only.

To Order, Specify:

- 1) Product number, including:

① Edge Option:

Wood:

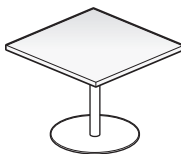
- 1 Square
- 5 Bevel, add \$210.43 list
- 6 Radius, add \$210.43 list
- 7 Traditional, add \$210.43 list

- 2) Finish code (laminate or wood).
- 3) Laminate edge trim color (if laminate specified).
- 4) Trim code for disc base.

Note: \$15.14 upcharge (list) for metallic or accent trim colors.

Height	Depth	Width	Number ①	Laminate A	B	Wood Group A	Wood Group B
Laminate							
29 1/4"(743mm)	30"(762mm)	30"(762mm)	XLAS-3030-JS	\$1568.86	\$1636.12	N/A	N/A
	36"(914mm)	36"(914mm)	XLAS-3636-JS	1723.27	1787.67	N/A	N/A
	42"(1067mm)	42"(1067mm)	XLAS-4242-JS	1904.96	1965.98	N/A	N/A
Wood							
29 1/4"(743mm)	30"(762mm)	30"(762mm)	XZAS-3030- S	N/A	N/A	\$1821.72	\$1920.10
	36"(914mm)	36"(914mm)	XZAS-3636- S	N/A	N/A	2028.67	2139.38
	42"(1067mm)	42"(1067mm)	XZAS-4242- S	N/A	N/A	2263.16	2387.82

Square Tables

XLAS-3030
XZAS-3030

Features

- Includes square top and 27"(686mm) disc base.
- Includes 1 3/16"(36mm) thick laminate worksurface with 3mm edgeband.
- Includes 1 3/16"(36mm) thick wood worksurface with a choice of profiled edge (Square, Bevel, Radius or Traditional). **Double-cut veneers available with Square 3mm edge only.**

To Order, Specify:

- 1) Product number, including:

① Edge Option:

Wood:

- 1 Square
- 5 Bevel, add \$222.78 list
- 6 Radius, add \$222.78 list
- 7 Traditional, add \$222.78 list

- 2) Finish code (laminate or wood).
- 3) Laminate edge trim color (if laminate specified).
- 4) Trim code for disc base.

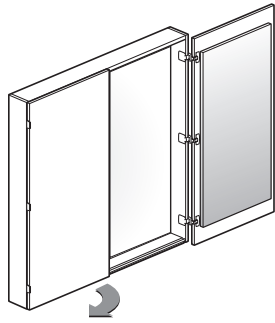
Note: \$116.79 upcharge (list) for Metallic and accent trim colors.

Masters Series

Presentation Board

Height	Depth	Width	Number	Wood Finish Group	Tackboard Fabric Grade		C	D	E	F	G
					A	B					
48"(1219mm)	5 3/8"(137mm)	48"(1219mm)	XZPB-4848	B	\$4333.60	\$4347.37	\$4358.84	\$4396.70	\$4424.23	\$4438.00	\$4498.81

Presentation Board



XZPB

Features

- Includes wood presentation board with hinged doors, tackboards on the insides of the doors, dry erase board, and wall mount hardware.
- Fabric covered tackboards are attached in place on each door.
- Erasable writing surface on inside back panel.

Specification Tips

- Markers and Dry Eraser are not included.
- **The following products are recommended to maintain the markerboard appearance:**
 - Dry erase marker kit (includes holder, four markers and eraser), order part# 7062-8001.
 - Markerboard cleaner and conditioner, order part# 7031-7001.
 - Markerboard spray cleaner, order part# 7031-7002.

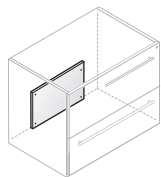
To Order, Specify:

- 1) Product Number.
- 2) Finish code.
- 3) Fabric code.

Masters Series

Accessories

	Height	Width	Number	Price
Counterweight	18 3/4"(476mm)	14"(356mm)	UXWA-1914	\$57.37



UXWA
Class RA – SIN 711-8;
Discount Group IX

Features

- Includes counterweight and attachment hardware.
- Standard in painted black steel only

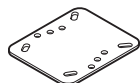
Specification Tips

- Not required for 3H, 4H, 5H or 6H freestanding lateral file cabinets.
- Required for use with 1H, 1.5H and 2H attached lateral file with finished back and credenza top in a free-standing application.

To Order, Specify:

- 1) Product number.
(No finish specification required.)

	Width	Depth	Number	Price
Flush Mount Plate	4"(102mm)	3"(76mm)	ZUBF-0000-PN	\$22.73



ZUBF-0000-PN
Class CA – SIN 711-1;
Discount Group VIII

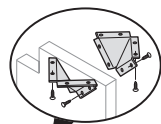
Features

- Includes one bracket and mounting screws.
- Mounts straight end of convergent worksurfaces or conference end worksurfaces to panel-hung worksurfaces.
- Standard in charcoal finish color only.
- Provides attachment of two worksurfaces at the same height.

To Order, Specify:

- 1) Product number.
(No finish specification required.)

	Height	Width	Depth	Number	Price
Tetra Bracket	3.25"(83mm)	6.5"(165mm)	3.75"(95mm)	W111-5298	\$32.44



W111-5298

Features

- Includes bracket and hardware.
- Standard in black steel only.

Specification Tip

- Used to connect end panel to worksurface.

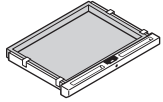
To Order, Specify:

- 1) Product number.
(No finish specification required.)

Masters Series

Accessories

	Height	Depth	Width	Number ^①	Price
Center Drawer	1 7/8"(48mm)	17 1/2"(445mm)	24"(610mm)	UXCD-1824-■	\$435.99



UXCD

Class RA – SIN 711-1;
Discount Group IX

Features

- Center drawer includes attachment hardware.
- Hardwood front rail with routed pencil channels.
- Drawer body is black miterfold.
- Optional lock available in black or chrome.
- For lock options, refer to Lock Program Price List.
- Field installation required.

Specification Tip

- For use under worksurface of single pedestal desk, double pedestal desk, convergent D-top, convergent P-top, desk shell, credenza shell and credenzas with pedestals.

To Order, Specify:

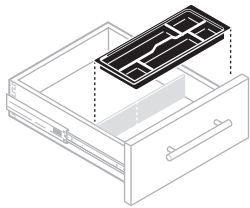
- 1) Product number, including:

① Lock Option:

- N** No Lock
- L** Lock, add **\$56.22** list

- 2) Wood finish - Grade B Veneers only available.
- 3) Trim color for lock plug.

	Letter Width				Price
Pencil Tray	1 1/4"(32mm)	5 1/2"(140mm)	12 7/8"(327mm)	JPTA-6	\$32.34
	Legal Width				
	1 1/4"(32mm)	5 1/2"(140mm)	16 9/32"(414mm)	JPTA-9	\$35.05



JPTA-6

Class FP – SIN 711-3;
Discount Group XII

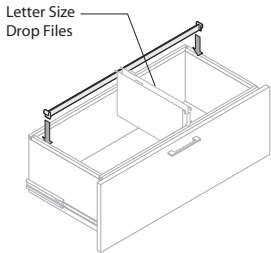
Features

- Includes one black plastic tray.
- Suspends from sides of 6"(152mm) drawer and slides for drawer access.

To Order, Specify:

- 1) Product number.
(No finish specification required.)

	Width	Number	Price
File Bars	30"(762mm)	UXAH-0030	\$54.00
	36"(914mm)	UXAH-0036	54.00



UXAH

Class YA — SIN 711-8;
Discount Group XIII

Features


- Includes one side-to-side hanging bar.
- Allows for side-to-side letter filing in lateral file drawer.
- Standard in black finish color only.

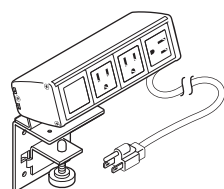
To Order, Specify:

- 1) Product number.
(No finish specification required.)

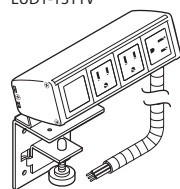
Masters Series

Accessories

	Height	Inside Diameter	Outside Diameter	Number	Price
Grommet	5/8"(16mm)	1 3/4"(44mm)	2"(51mm)	UXAG-0002	\$34.41
 <p>UXAG-0002</p> <p>Class RA – SIN 711-8; Discount Group IX, Grade IV</p>					
Features <ul style="list-style-type: none"> Includes one cover. Must be field-installed; requires 1 3/4"(44mm) field drilled hole. 					
Specification Tip <ul style="list-style-type: none"> Available in black or satin chrome only. 					
To Order, Specify: <ol style="list-style-type: none"> Product number. Trim color: black or chrome. <p>Note: \$32.12 upcharge (list) for chrome.</p>					

Enhanced Power Module

EUD1-1311V



EUD1-C311V

Class YA – GSA: SIN 711-1;
Discount Group XIII

Height	Width	Depth	Cord Length	Number	①	Price
With Plug						
3 1/2"(89mm)	6 3/4"(171mm)	3 1/2"(89mm) — 4 1/4"(108mm)	6'(1829mm)	EUD1-0000-1311V		\$453.28
			12'(3658mm)	EUD1-0000-1311W		504.63
Hardwire						
3 1/2"(89mm)	6 3/4"(171mm)	2 1/4"(57mm)	6'(1829mm)	EUD1-0000-C311V		\$517.65

Features

- Includes power module, mounting brackets and attachment hardware.
- Designed to deliver electrical and data access to the worksurface.
- Attaches to the back edge of the worksurface.
- Supplies three simplex outlets and multiple data jack adapters to accommodate most varieties of field supplied data jacks; also includes a blank data cover.
- Option of 15 amp (NEMA 5-15P) appliance power plug or hardwire application to connect to building power.
- Corded power module available with 15 amp - 6'(1829mm) or 12'(3658mm) long cord with plug.
- Hardwired power module available with 6'(1829mm) long flexible metal conduit feed with wires for hardwire application.
- Option of all black or anodized aluminum housing with white receptacles.

Specification Tips

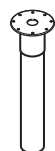
- Accommodates worksurface thicknesses from 1 1/8"(29mm) to 2"(51mm).
- May be installed both above and below the worksurface.
- Accommodates tackboard or vertical storage unit back panel depth.
- For use with 120 volt 60 hertz power source only.
- Enhanced power module applications should be reviewed by local authorities (electrical inspector) prior to ordering.
- Requires field installation.

To Order, Specify:

- Product number, including:

① Color Option:

- B** Black
- W** White

Column Base

XZEC-NGB

Class RA – SIN 711-8;
Discount Group IX, Grade IV

	Height	Diameter	Number	Price
Painted	28"(711mm)	4"(102mm)	XZEC-2804-NGB	\$227.18
Chrome	28"(711mm)	4"(102mm)	XZEC-2804-NGC	405.02

Features

- Includes 4"(102mm) diameter column, 6"(152mm) diameter mounting plate, glide and attachment hardware.
- Allows for 3"(76mm) adjustment.

Specification Tip

- For use to provide support to separately specified modular worksurfaces; recommended for use with extended corner and radius ender worksurfaces.

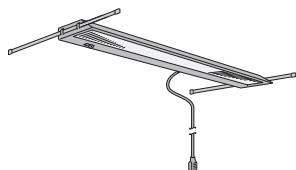
To Order, Specify:

- Product number.
- Trim color for Painted Column Base.

Masters Series

Lighting — Task

Adaptable Electronic Ballast Task Light



LUTS-16UEP



Height	Depth	Width	Actual Width	Number	Price
1 3/8"(35mm)	4 1/4"(108mm)	24"(610mm)	19"(483mm)	LUTS-0024-16UEP	\$213.34
		30"(762mm)	25"(635mm)	LUTS-0030-16UEP	220.22
		42"(1067mm)	37"(940mm)	LUTS-0042-16UEP	233.98
		54"(1372mm)	49"(1245mm)	LUTS-0054-16UEP	247.74

Features

- Includes mounting brackets, black power cord, prismatic lens, low mercury content, T-8 optic fluorescent lamp with 3500K color temperature.
- Six foot cord is factory installed on right side; may be field-installed on the left-hand side 42"(1067mm) and 54"(1372mm) units.
- Nine foot cord is available as a specified option.
- Provides task lighting beneath shelves or overhead storage units.
- **For use with 120 volt 60 hertz electrical systems only.**
- Available in charcoal only.

Specification Tips

- **A task light may be of equal or less width than the unit to which it is attached but may not span across adjacent units.**
- Task lights may be adjusted front-to-back.
- If task light is less than the width of the unit to which it is attached, it may also be adjusted side-to-side.
- Attaches to Adaptable, UniGroup Too, UniGroup, PLACES and Compose overhead and shelves.
- Attaches to counter tops and must be specified one width smaller than countertop width.

To Order, Specify:

- 1) Product number.
(No finish specification required.)

Batwing Lens Specification:

To specify, replace **P** with **B** in the product number and add **\$19.30** list.

Example: LUTS-0030-16UEB

Chicago Specification:

To specify, replace **1** with **C** in the product number and add **\$88.58** list.

Example: LUTS-0030-C6UEP

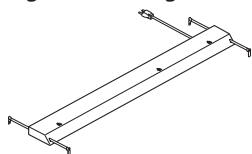
Chicago only: Plug includes 3 AMP resettable circuit breaker.

9' Cord Option

To specify, replace **6** with **9** in the product number and add **\$38.61** list.

Example: LUTS-0030-19UEP

Adaptable Electronic Ballast Task Light (Starter Light)



LUTR



Height	Depth	Width	Description	Number	Price
1 3/8"(35mm)	4 1/4"(108mm)	42"(1067mm)	6' Cord	LUTR-0042-16UEP	\$255.78
			9' Cord	LUTR-0042-19UEP	294.79
		54"(1372mm)	6' Cord	LUTR-0054-16UEP	\$269.54
			9' Cord	LUTR-0054-19UEP	308.55

Features

- Includes mounting brackets, .33"(8mm) diameter black 3-prong power cord, prismatic lens, low mercury content, and T-8 fluorescent lamp with 3500K color temperature.
- Wired to accommodate the addition of add-on task light.
- Cord is factory installed on right side; may be field-installed on the left-hand side.
- Provides task lighting beneath shelves or overhead storage units.
- **For use with 120 volt 60 hertz electrical systems only.**
- Available in charcoal only.

To Order, Specify:

- 1) Product number.
(No finish specification required.)

Batwing Lens Specification:

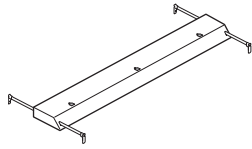
To specify, replace **P** with **B** in the product number and add **\$19.30** list.

Example: LUTR-0042-16UEB

Masters Series

Lighting — Task

	Height	Depth	Width	Actual Width	Number	Price
Adaptable Electronic Ballast Task Light (Add-On Light)	1 3/8"(35mm)	4 1/4"(108mm)	42"(1067mm)	15" Linking Cord	LUTD-0042-11UEP	\$254.63
				48" Linking Cord	LUTD-0042-14UEP	260.36
			54"(1372mm)	15" Linking Cord	LUTD-0054-11UEP	\$268.39
				48" Linking Cord	LUTD-0054-14UEP	274.12



LUTD



Note: Must be attached to a starter light or another add-on light.

Features

- Includes mounting brackets, linking power cord, prismatic lens, low mercury content, and T-8 fluorescent lamp with 3500k color temperature.
- Does not include a power plug.
- Available in charcoal only.

Specification Tips

- **A task light may be of equal or less width than the unit to which it is attached but may not span across adjacent units.**
- Task lights may be adjusted front-to-back on metal shelf hanger bars.
- If task light is less than the width of the unit to which it is attached, it may also be adjusted side-to-side.
- A maximum of 5 task lights may be daisy chained together including the starter light and/or not to exceed 20' of overall task light run.
- Choose add-on light with appropriate linking cord length to eliminate excess cord.

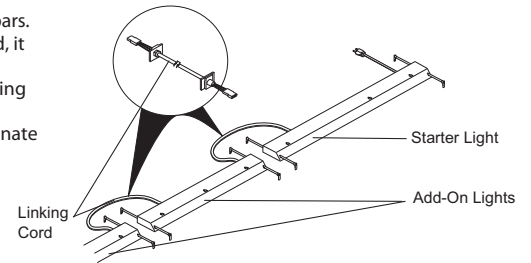
To Order, Specify:

- 1) Product number. (No finish specification required.)

Batwing Lens Specification:

To specify, replace **P** with **B** in the product number and add **\$19.30** list.

Example: LUTD-0042-11UEB



This page intentionally left blank

Specification Guide Masters Series

Table of Contents – Masters Series Specification Guide

Product Overview – Masters Series

Introduction.....	234
Haworth Veneer	235
Layup.....	236
Aging Effects on Wood Products	237

Statement of Line – Masters Series

Statement of Line.....	240
------------------------	-----

Product Details – Masters Series

Heights and Alignment	246
Edge Profile Options for Tops and Worksurfaces	247
Worksurface Details – Coped Edges (Wood Only)	248
Wood Grain Direction	249
Drawer and Pull Options	251
Drawer Options.....	252
File and Drawer Load Capacities	253
Table Desk – Rectangular – Hoop Leg	255
Height Adjustable Tables – Overview	256
Height Adjustable Table Desk – Rectangular Top – T-Leg Base	257
Height Adjustable Convergent Worktop – Rectangular Top – T-Leg Base	258
Height Adjustable Convergent Worktop – Wedge Square Top – T-Leg Base	259
Height Adjustable Convergent Worktop – Wedge Radius Top – T-Leg Base	260
Height Adjustable Credenza Desk – Rectangular Top – T-Leg Base	261
Convergent Worktop for use with 1.5H Storage – Rectangular Top with Hoop Leg	262
Convergent Worktop for use with 1.5H Storage– Rectangular Top with Column	263
Convergent Worktop for use with 1.5H Storage– Wedge Square Top with Hoop Leg	264
Convergent Worktop for use with 1.5H Storage– Wedge Square Top with Column	265
Convergent Worktop for use with 1.5H Storage– Wedge Radius Top with Hoop Leg.....	266
Convergent Worktop for use with 1.5H Storage– Wedge Radius Top with Column	267
Attached Storage	268
Attached Lateral Files	269
2H Storage Unit: Open and with Doors	270
Attached Open Storage Unit	271
Attached Storage for use with Convergent Worktop – 1.5H Open Storage Unit	272
1.5H Attached Sliding Door Storage Unit for use with Convergent Worktop	273
2H Attached Sliding Door Storage Unit –23" Deep	274
1.5H Attached Sliding Door Storage Unit – 18" Deep.....	275
2 High Attached Sliding Door Storage Unit - 18" Deep	276
Upper Storage Options – Vertical Storage Units	277
Upper Storage Options – Overhead Storage Units	280
Open Sided Shelf	282
Tackboards.....	283
Electrical and Wire Management	284
Grommet Locations	285
Enhanced Power Module	286
Workstations.....	287
Reception Station Configurations.....	288
Reed Premier™ LED Task Light	289

Table of Contents – Masters Series Specification Guide

Product Application – Masters Series

- Worksurface Guidelines – Desks 292
- Worksurface Guidelines – L-Shaped Workstations293
- Worksurface Guidelines – U-Shaped Workstation Configurations294
- Worksurface Guidelines – Corner Shell Applications295
- Planning Modular Components296-311
- Planning 1H Modular Components312-316
- Vertical Storage Unit Support Guidelines317-318
- Application Overview Height Adjustable Desks and Worktops.....319-320
- Height Adjustable Credenza Desk Applications.....321-322
- Height Adjustable Table Desk Applications.....323
- Height Adjustable Convergent Worktop Applications.....324-325
- Shroud for use with Height Adjustable T-Leg Applications327
- Modesty Panel for Shroud Applications328
- Convergent Worktop for use with 1.5H Storage Applications329
- Stanchion Location and Worktop/Credenza Top Overhang Guidelines330
- Adaptable Modesty Panel Applications331-332
- Open Sided Shelf Applications333-335

Technical Specifications – Masters Series

- Technical Specifications.....338-342


This page intentionally left blank.

Product Overview – Masters Series

Product Overview – Masters Series

Introduction

You know there's more than just one way to work. Likewise, there is not a set style or formation of casegoods that will create an office environment that encourages productivity and success. To harness and support your best effort day after day requires an architecturally inspired line with flexibility that offers an abundance of choice. With Masters Series, it's about how you define a great space. This line works for the way you operate and the image you seek. It's personal.



Personal

As one of the most flexible casegoods lines, Masters Series offers countless configurations and options that allow you to individualize workstations. Masters Series is designed to integrate with all levels of your organization. Price and aesthetic scalability make this line the perfect option.

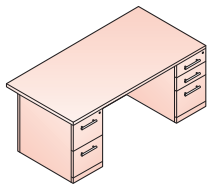
Choice

We carefully crafted Masters Series with many first-class details and boundless options. Create your own design statement when you augment Masters Series with a wide selection of top-quality veneers, laminates and paints, and an expansive variety of finishes, glass, drawer pulls, and edge options.

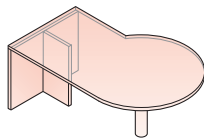
Architectural

The modular construction and minimalistic characteristics lend Masters Series a style that reflects simple, clean architecture, while the multitude of configurations make it easy to integrate and build upon.

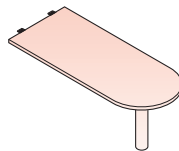
A Sampling of the Masters Series Product Offering:



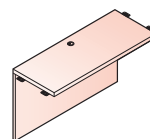
Double Pedestal Desk



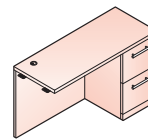
Convergent P-Worktop with T-Support and Column



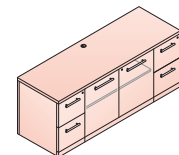
Convergent D-Worktop with Column



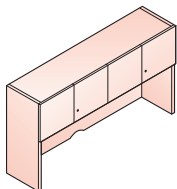
Bridge



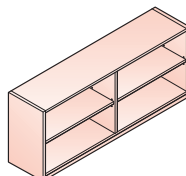
Return



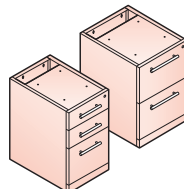
Credenza with Pedestals and Closed Storage



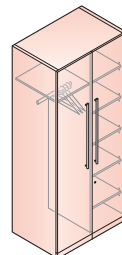
Vertical Storage Unit




Overhead Storage Unit



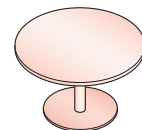
Attached Pedestal



Wardrobe with Closed Storage Unit



Bookcase



Round Table

Product Overview – Masters Series

Haworth Veneer

The manner in which veneers are cut is an important factor in producing the various visual effects obtained. Two logs of the same species, but with their veneers cut differently, will have very different visual characteristics even though color may be quite similar. The size of the log, the species of wood, and the grain pattern desired, in addition to numerous other factors determine which type of cut will be made to create veneer. There are many ways to cut or slice veneer, however Haworth uses primarily two cuts:

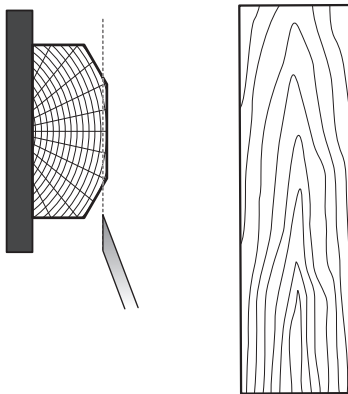
Haworth takes great pride in providing our customers with the highest quality veneers available. Sourced from suppliers that follow the Sustainable Forest Initiative (SFI) guidelines for sustainable forest management, our veneers are hand-selected to ensure they meet our strict guidelines for uniformity of color and grain pattern. Veneer grades vary by product line and also application of product.

Veneer Cutting

The manner in which veneers are cut is an important factor in producing the various visual effects obtained. Two logs of the same species, but with their veneers cut differently, will have very different visual characteristics even though color may be quite similar. The size of the log, the species of wood, and the grain pattern desired, in addition to numerous other factors determine which type of cut will be made to create veneer. There are many ways to cut or slice veneer, however Haworth uses primarily two cuts:

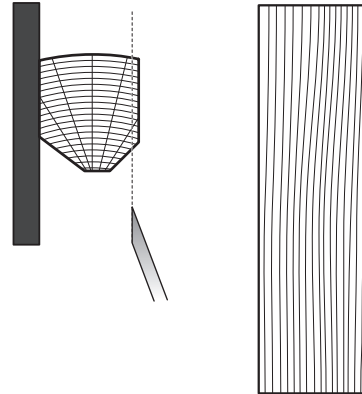
Plain Sliced (Flat Cut)

Plain Sliced is the most popular method of veneer slicing. By slicing parallel to a line through the center of the log, a raised “cathedral effect” is formed by the innermost growth rings. The width of the veneer leaf is dependent on the size of the log.



Quarter Cut

Quarter Cut gives the appearance of a straight or edge grain from the flitch. The log is cut into quarters and is sliced perpendicularly to the growth rings for the entire length of the log. The result is a series of stripes that are straight in some woods and varied in others.



Veneer Matching

Matching veneer is an art. The look is achieved through making use of the natural repeating grain of wood from leaf to leaf when covering a surface. Veneer leaves are stored in the sequence of cutting, enabling them to be selected and matched as required. Even though each leaf is subtly different, they are similar to adjacent leaves and can thus be matched in a number of different ways. The gradual variation of grain through the log gives veneers their special quality of subtle variations. The selection and matching of veneers for each job is critical because the variation and size of leaves is limited by the size of the log. This helps ensure that Haworth's wood products are both beautiful and able to withstand the wear and tear of the office environment.

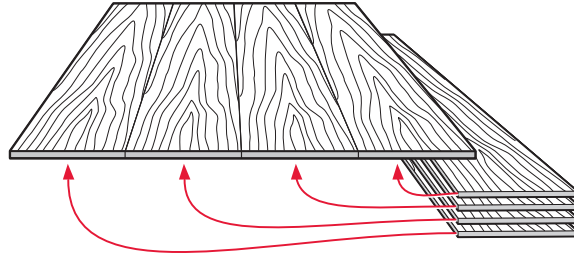

Product Overview – Masters Series

Haworth Veneer – Veneer Layup

As the veneer is cut, the veneer leaves are stacked into a flitch in the same sequence that they were sliced off the log, allowing for a number of layup methods to be applied. Haworth utilizes three methods of veneer layup:

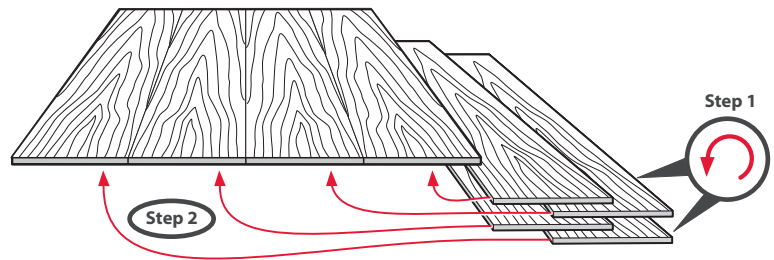
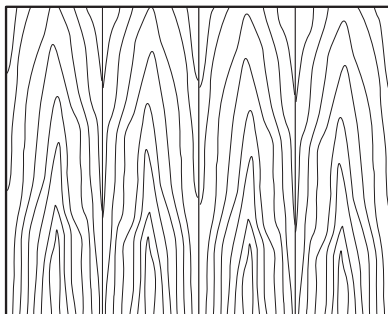
Slip Match

Successive veneer leaves are “slipped,” one alongside the other, without flipping the pattern. If the grain is straight, the joints will not be obvious. The result is a series of grain repeats, but no pairs.



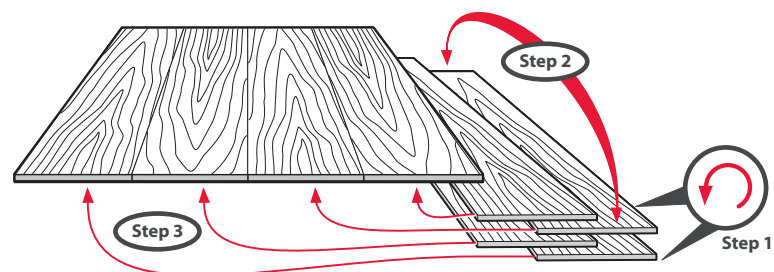

Book Match

Alternating slices of veneer are flipped over so they face each other as do the pages of a book. This creates a pleasing, symmetrical pattern.



Book Rotate Match

Similar to book matching, except that the alternating slices of veneer are flipped and rotated. This is analogous to opening a book in which the left page is right side up, and the right page is upside down. This method results in a random pattern.



Product Overview – Masters Series

Haworth Veneer – Aging Effects on Wood Products

It is natural for wood to age as a result of exposure to UV rays and oxygen. That aging may lead to dramatic color changes. The color changes will vary by species, stain color, and light exposure. This is most noticeable on light or clear finishes, particularly on Maple and Cherry. Those finishes will change, substantially in the first three to six months.

Different species of wood age in different ways, such as:

- Oak becomes more yellow-brown.
- Maple turns from white to honey-yellow color.
- Steamed beech becomes darker, yellow-brown.
- Cherry becomes darker with brown-orange tones.
- Walnut turns lighter, losing the red tone.
- Light Anegre becomes more yellow.

The impact of aging of wood should be considered when replacing or adding new furniture in an older office. A custom color match may be used to match darker finishes. However, since each piece of wood is unique there will still be color and grain differences.

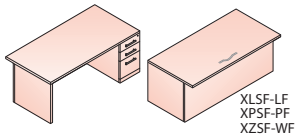
When modular components are used together there is more chance that the wood grains and colors will not be as consistent as when a pre-configured units are specified.

This page intentionally left blank.

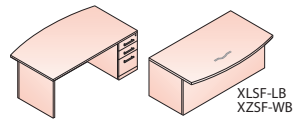
Statement of Line – Masters Series

Statement of Line – Masters Series

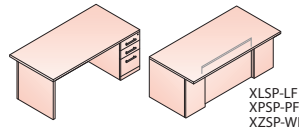
Single Pedestal Desks



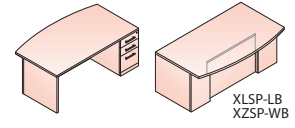
Rectangular Top Desk with Full Overlay Modesty



Bow Top Desk with Full Overlay Modesty

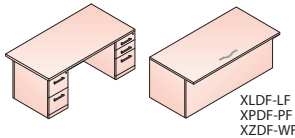


Rectangular Top Desk with Inset Pedestal Modesty

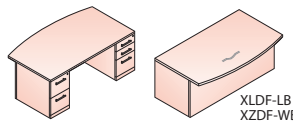


Bow Top Desk with Inset Pedestal Modesty

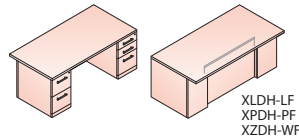
Double Pedestal Desks



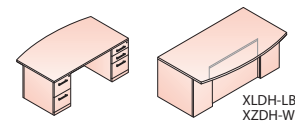
Rectangular Top Desk with Full Overlay Modesty



Bow Top Desk with Full Overlay Modesty

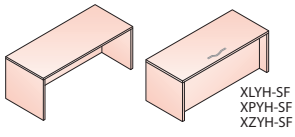


Rectangular Top Desk with Inset Modesty

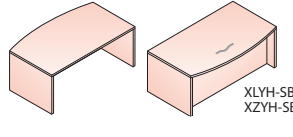


Bow Top Desk with Inset Modesty

Desk Shells



Desk Shell with Rectangular Top



Desk Shell with Bow Top

Table Desks and Convergent Worktops

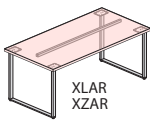
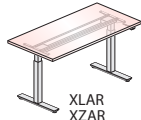
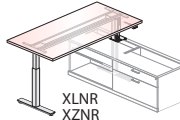


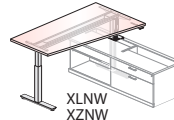
Table Desk Rectangular Hoop Leg



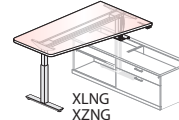
Height Adjustable Table Desk Rectangular T-Leg Base



Height Adjustable Convergent Worktop Rectangular T-Leg Base



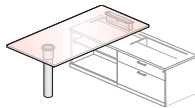
Height Adjustable Convergent Worktop Wedge Square T-Leg Base



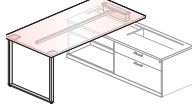
Height Adjustable Convergent Worktop Wedge Radius T-Leg Base



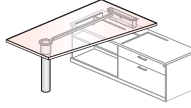
Shroud for use with Height Adjustable T-Leg



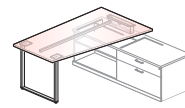
Convergent Worktop Rectangular for use with 1.5H Storage - Column Leg



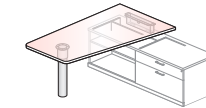
Convergent Worktop Rectangular for use with 1.5H Storage - Hoop Leg



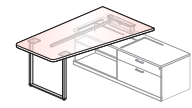
Convergent Worktop Wedge Square for use with 1.5H Storage - Column Leg



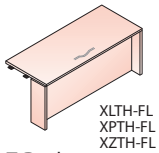
Convergent Worktop Wedge Square for use with 1.5H Storage - Hoop Leg



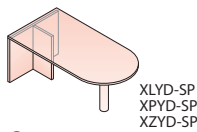
Convergent Worktop Wedge Radius for use with 1.5H Storage - Column Leg



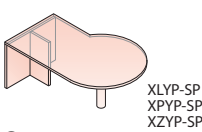
Convergent Worktop Wedge Radius for use with 1.5H Storage - Hoop Leg



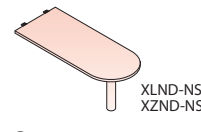
T-Desk (left-hand shown)



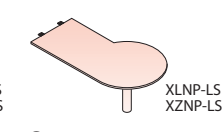
Convergent D-Worktop with T-Support and Column



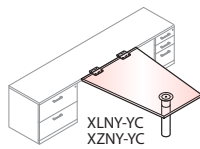
Convergent P-Worktop with T-Support and Column



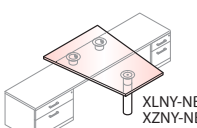
Convergent D-Top with Column



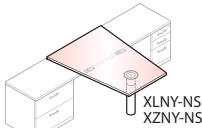
Convergent P-Worktop with Column



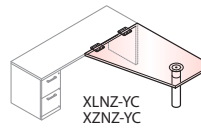
Full Wedge Desk with Single Support Column



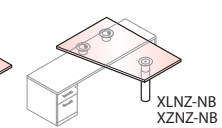
Full Wedge Desk with Single Support Column and Stanchions



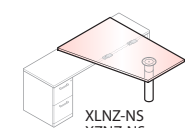
Full Wedge - Slip Fit Top



Half Wedge Desk with Single Support Column



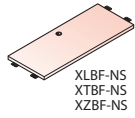
Half Wedge Desk with Single Support Column and Stanchions



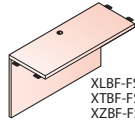
Half Wedge - Slip Fit Top

Statement of Line – Masters Series

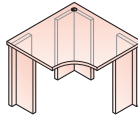
Bridges, Corners and Returns



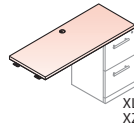
Bridge



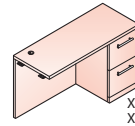
Bridge with Modesty



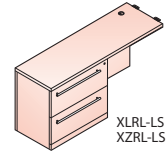
Corner Shell



Return Top



Return with Pedestal



Return with 30" Lateral File

XLBF-NS
XTBF-NS
XZBF-NS

XLBF-FS
XTBF-FS
XZBF-FS

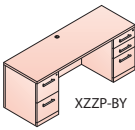
XLCN-22
XPCN-22
XZCN-22

XLBR-SR
XZBR-SR

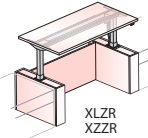
XLRP-RS
XZRP-RS

XLRL-LS
XZRL-LS

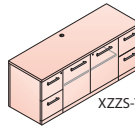
Credenzas and Height Adjustable Credenza Desk



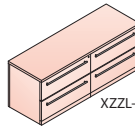
Kneespace Credenza with Pedestals



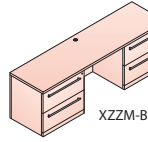
Height Adjustable Credenza Desk Rectangular T-Leg Base



Credenza with Pedestals and Closed Storage



Credenza with 36" wide Lateral Files



Kneespace Credenza with 30" Lateral Files and Kneespace

XZQP-BY

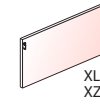
XLZR
XZZR

XZZS-YL

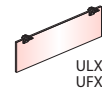
XZZL-BN

XZZM-BY

Modesty Panels



Modesty Panel for Shroud

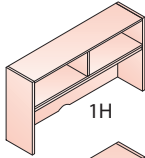


Adaptable Modesty Panel

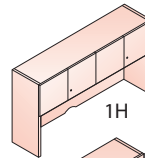
XLXS
XZXS

ULXS
UFXS

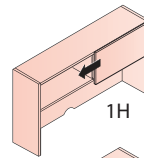
Vertical Storage Units



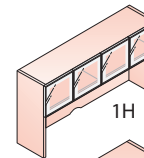
Vertical Storage Unit Open



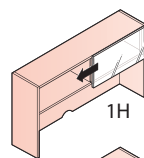
Vertical Storage Unit Hinged Door



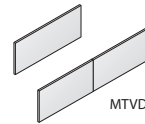
Vertical Storage Unit Sliding Door



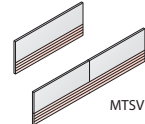
Vertical Storage Unit Glass Hinged Door



Vertical Storage Unit Glass Sliding Door



VSU Tackboard: Fabric



VSU Tackboard: Fabric and Slat Rail

1H

1H

1H

1H

1H

MTVD

2H

2H

2H

2H

2H

MTSV

X_UL
X_UD

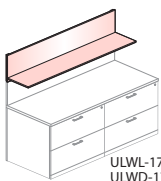
X_UL
X_UD

X_VL-NN
X_VD-NN

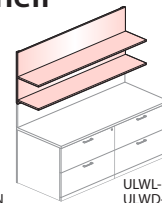
X_VL
X_VD

X_RL
X_RD

Open Sided Shelf



Open Sided Shelf One High

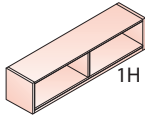


Open Sided Shelf Two High

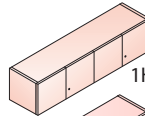
ULWL-1730-NSN
ULWD-1730-NSN

ULWL-2930-NSN
ULWD-2930-NSN

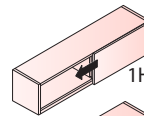
Overhead Storage Units



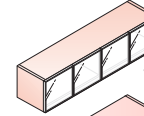
Overhead Storage Unit Open



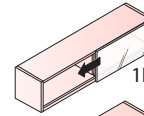
Overhead Storage Unit Hinged Doors



Overhead Storage Unit Sliding Door



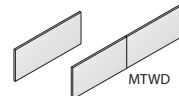
Overhead Storage Unit Glass Hinged Doors



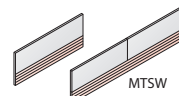
Overhead Storage Unit Glass Sliding Doors



Bracket - Masters Series OSU to Enclose



OSU Tackboard: Fabric



OSU Tackboard: Fabric and Slat Rail

ULNL
ULND

ULNL-NSN
ULND-SN

ULOL
ULOD

ULOL
ULOD

ULML
ULMD

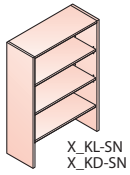
ULML
ULMD

MTWD

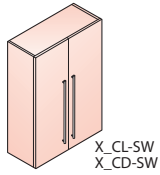
MTSW

Statement of Line – Masters Series

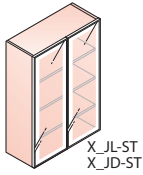
Stack-On Storage



Stack-On Bookcase
X_KL-SN
X_KD-SN

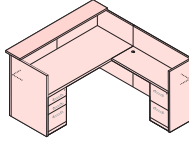


Stack-On Storage Unit with Solid Doors
X_CL-SW
X_CD-SW

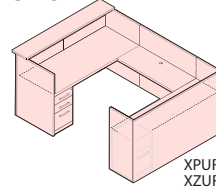


Stack-On Storage Unit with Glass Doors
X_JL-ST
X_JD-ST

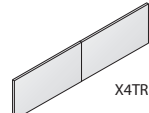
Reception Stations



L-Shaped Reception Station
XPLR-RB
XZLR-RB

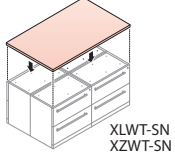


U-Shaped Reception Station
XPUR-RB
XZUR-RB

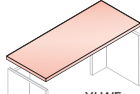


Tackboard for L-Shaped and U-Shaped Reception Station
X4TR

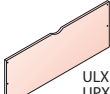
Modular Components



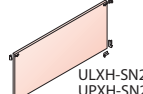
Common Storage Top
XLWT-SN
XZWT-SN



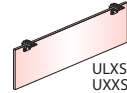
Credenza Top
XLWF
XTWF
XZWF



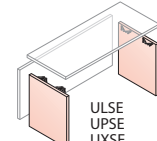
Full Overlay Modesty Panel
ULXF-SS
UPXF-SS
UXXF-SS



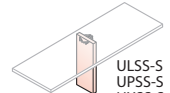
Hinged Modesty Panel
ULXH-SN2
UPXH-SN2
UXXH-SN2



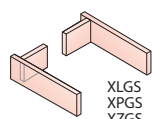
Adaptable Modesty Panel
ULXS
UXXS
UFXS



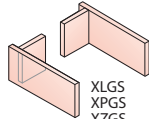
End Panel
ULSE
UPSE
UXSE



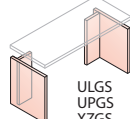
Mid-Support Panel
ULSS-S
UPSS-S
UXSS-S



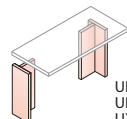
0.5H L-Support Panel
XLG5
XPG5
XZG5



1H L-Support Panel
XLG5
XPG5
XZG5



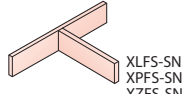
2H L-Support Panel
ULG5
UPG5
XZG5



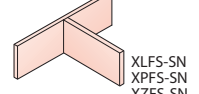
Partial Depth L-Support Panel
ULSL
UPSL
UXSL



Intermediate T-Support Panel
ULSX-SN
UPSX-SN
UXSX-SN

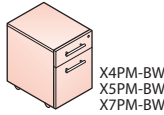


0.5H T-Support Panel
XLF5-SN
XPF5-SN
XZF5-SN

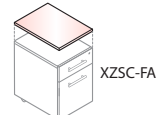


1H T-Support Panel
XLF5-SN
XPF5-SN
XZF5-SN

Mobile Pedestal

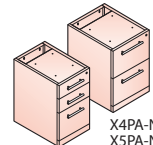


Mobile Pedestal
X4PM-BW
X5PM-BW
X7PM-BW

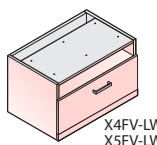


Storage Cushion
XZSC-FA

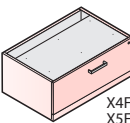
Attached Storage Units



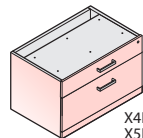
Attached Pedestal
X4PA-NW
X5PA-NL
X7PA-NP



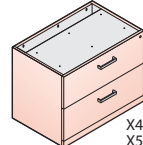
1.5H Attached Lateral File with Shelf
X4FV-LW
X5FV-LW
X7FV-LW



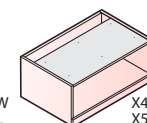
1H Attached Lateral File
X4F1-LW
X5F1-LL
X7F1-LP



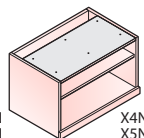
1.5H Attached Lateral File
X4FB-LW
X5FB-LL
X7FB-LP



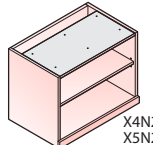
2H Attached Lateral File
X4FA-LW
X5FA-LL
X7FA-LP



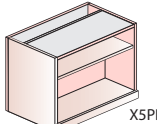
1H Attached Open Storage Unit
X4N1-NN
X5N1-NN
X7N1-NN



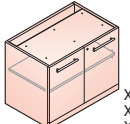
1.5H Attached Open Storage Unit
X4NB-NN
X5NB-NN



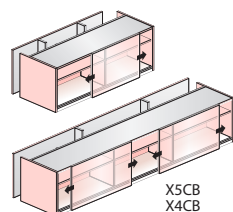
2H Attached Open Storage Unit
X4N2-NN
X5N2-NN
X7N2-NN



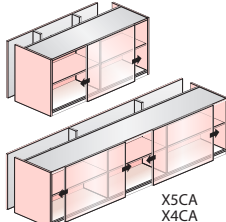
1.5H Attached Storage for use with Convergent Worktop Open Unit
X5PB
X4PB



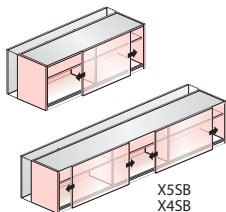
2H Attached Storage Unit with Doors
X4H2-LW
X5H2-LL
X7H2-LP



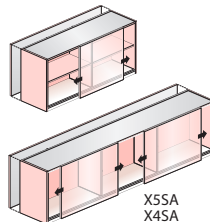
1.5 High Attached Sliding Door Storage Unit for use with Convergent Worktop (23" Depth)
X5CB
X4CB



2 High Attached Sliding Door Storage Unit (23" Depth)
X5CA
X4CA



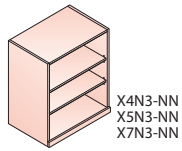
1.5 High Attached Sliding Door Storage Unit (18" Depth)
X5SB
X4SB



2 High Attached Sliding Door Storage Unit (18" Depth)
X5SA
X4SA

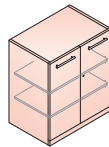
Product Statement of Line – Masters Series

Freestanding Storage



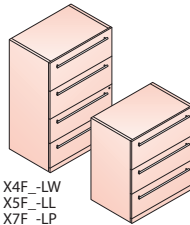
3H Open Storage Unit

X4N3-NN
X5N3-NN
X7N3-NN



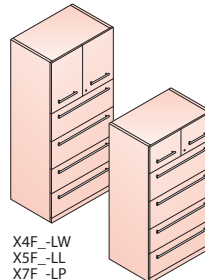
3H Storage Unit with Solid Doors

X4H3-LW
X5H3-LL
X7H3-LP



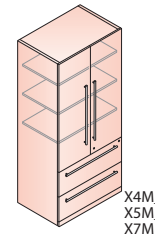
3H and 4H Lateral Files

X4F_-LW
X5F_-LL
X7F_-LP



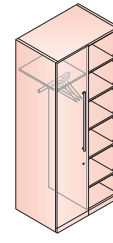
5H and 6H Lateral Files

X4F_-LW
X5F_-LL
X7F_-LP



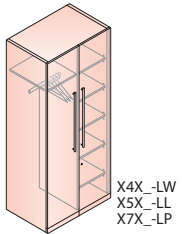
Combination Unit

X4M_
X5M_
X7M_



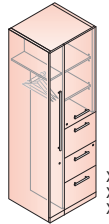
Wardrobe and Open Storage Unit

X4W_
X5W_
X7W_



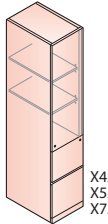
Wardrobe with Closed Storage

X4X_-LW
X5X_-LL
X7X_-LP



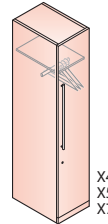
Personal Storage Tower with Valet

X4AF-WL
X5AF-LL
X7AF-PL



Personal Storage Tower

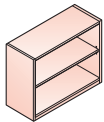
X4ZF-WR
X5ZF-LR
X7ZF-PR



Wardrobe

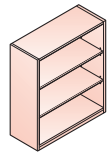
X4Y6-WR
X5Y6-LR
X7Y6-PR

Bookcases



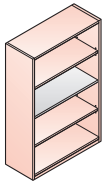
Bookcases – 2H

ULB2-S
UPB2-S
UXB2-S



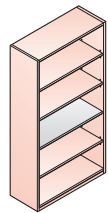
Bookcases – 3H

ULB3-S
UPB3-S
UXB3-S



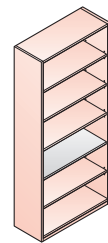
Bookcases – 4H

ULB4-S
UPB4-S
UXB4-S



Bookcases – 5H

ULB5-S
UPB5-S
UXB5-S



Bookcases – 6H

ULB6-S
UPB6-S
UXB6-S

Tables, Brackets and Accessories

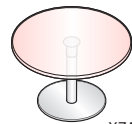


Table Round

XZAM-15

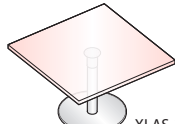
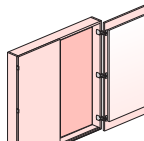


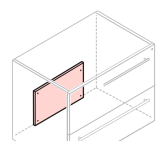
Table Square

XLAS-3030
XZAS-3030



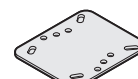
Presentation Board

XZPB



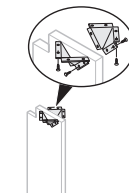
Counterweight

UXWA



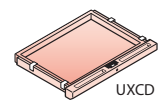
Flush Mount Plate

ZUBF-0000-PN



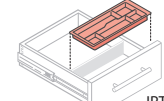
Tetra Bracket

W111-5298



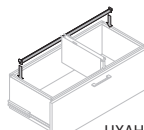
Center Drawer

UXCD



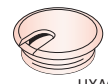
Pencil Tray

JPTA-6



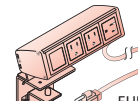
File Bar

UXAH



Grommet

UXAG-0002



Enhanced Power Module

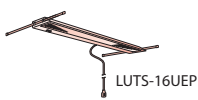
EUD1



Column Base

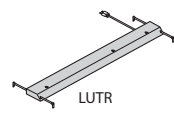
XZEC-NGB

Task Lighting



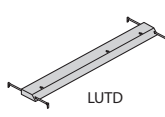
Adaptable Electronic Ballast Task Light

LUTS-16UEP



Adaptable Electronic Ballast Task Light (Starter Light)

LUTR



Adaptable Electronic Ballast Task Light (Add-On Light)

LUTD

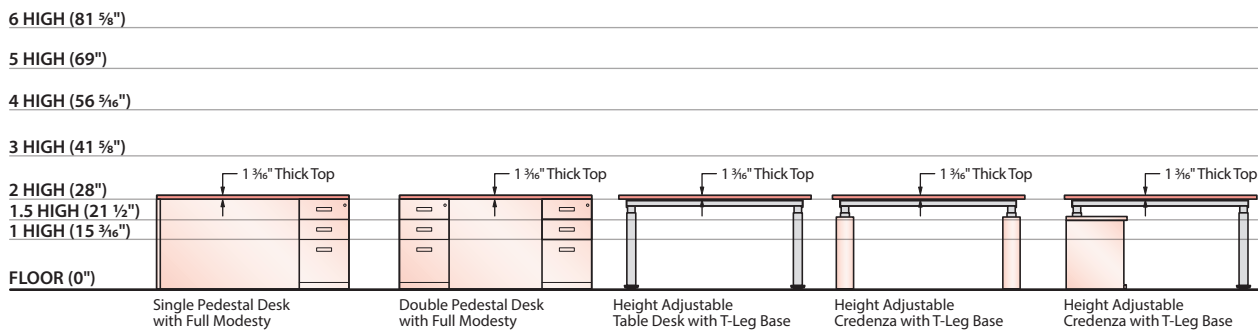
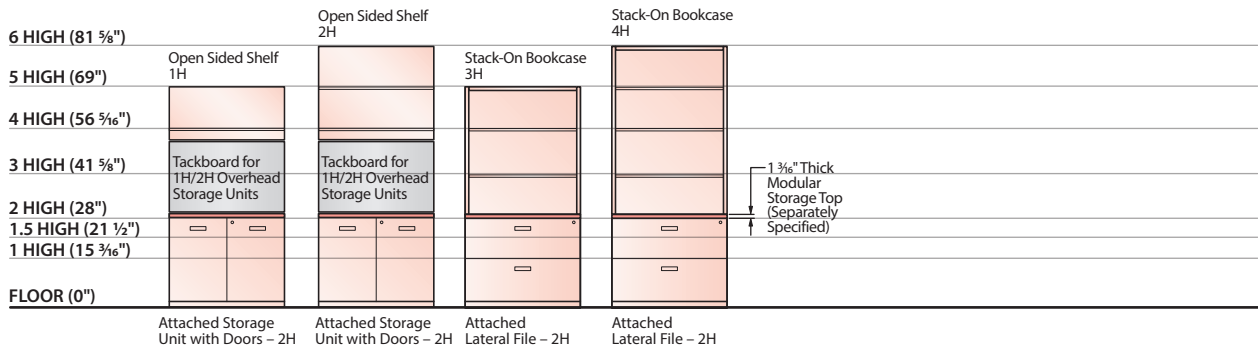
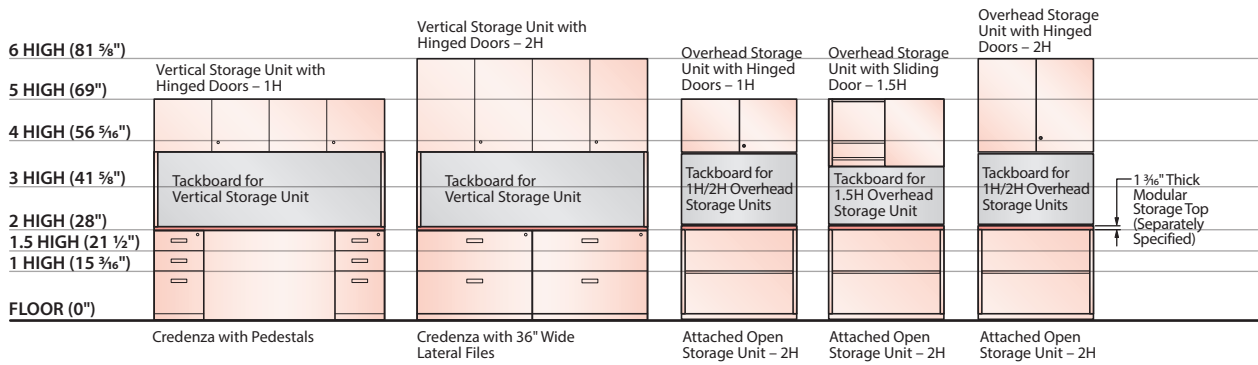
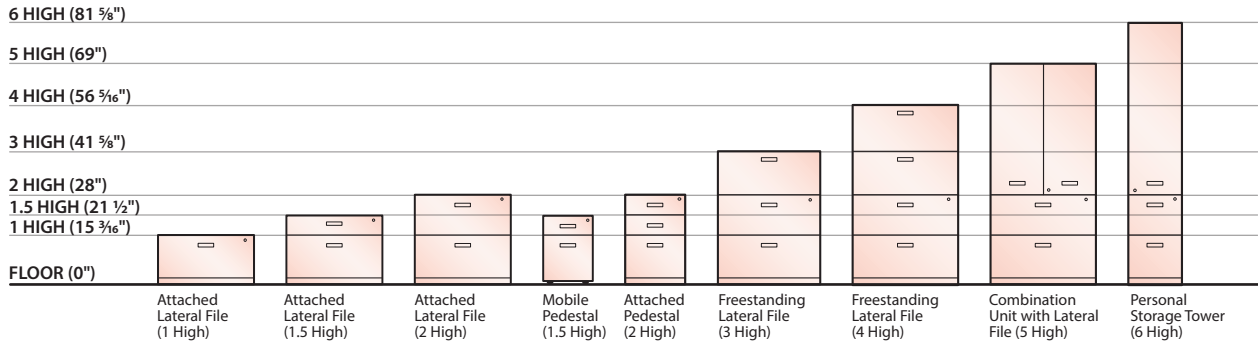
This page intentionally left blank.

Product Details – Masters Series

Product Details – Masters Series

Heights and Alignment

The charts below demonstrate the height relationships between Masters Series worksurface items (such as Desks, Returns, and Credenzas), Modular Storage, Freestanding Storage, and Overhead Storage.



Note Not all Masters Series products shown, however height logic applies to entire product line.

Product Details – Masters Series

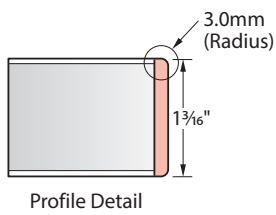
Edge Profiles Option for Tops and Worksurfaces

Edge Options for Wood Worksurfaces/Tops

• Desks, Table Desks, Height Adjustable Desks, Returns, Credenzas, and Modular Credenza Tops specified with a wood finish must be specified with one of the following Wood Edge Profile Options:

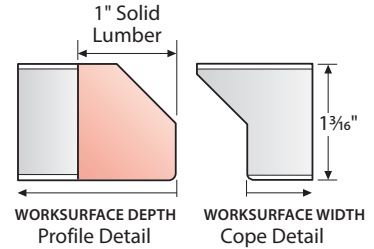
Option (1) Square 3mm Edge

- Edge profile is 3 mm thick wood
- Required with double-cut veneer finishes
- Coped connection edges not applicable



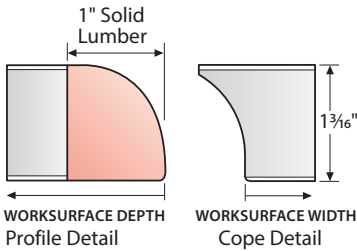
Option (5) Bevel Edge

- Edge profile is 1" thick solid wood
- Standard with coped connection edges



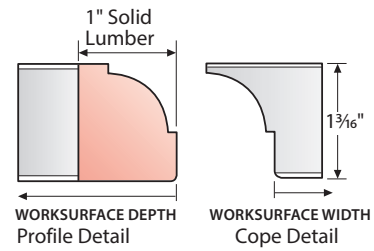
Option (6) Radius Edge

- Edge profile is 1" thick solid wood
- Standard with coped connection edges



Option (7) Traditional Edge

- Edge profile is 1" thick solid wood
- Standard with coped connection edges



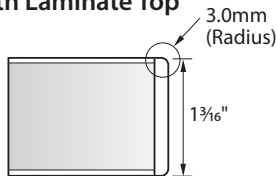
Tip Coped edge detail provides a connection interface to adjacent Masters Series component.

Edge Options for Laminate Worksurfaces/Tops

- Worksurfaces specified with Laminate finishes are standard with Square Edges.
- Coped connection edges are not applicable.

Option (J) Square Edgeband with Laminate Top

- Edge profile is a 3mm plastic edgeband.
- Coped connection edges not applicable.



Edge Profile Locations

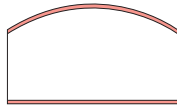
- Freestanding desks feature a profiled edge on both the occupant and visitor sides, with 0.5mm (0.02") veneer side edges on wood product and a 1mm (0.04") edgeband on laminate product.
- Convergent, D-Top, P-Top and Wedge Radius Tops have a profiled edge applied around all exposed user edges.
- All other furniture worksurfaces feature one profiled edge applied along the user edge.



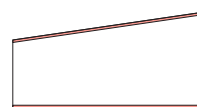
Common Storage Top



Rectangular Top Desk



Bow Top Desk



Wedge Top with Square Corners




Wedge Top with Radius Corners



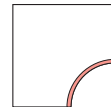
D-Top Desk



P-Top Desk



Bridge, Return, Credenza, Credenza Top



Corner

Note Profiled edge shown with double lines.

Tip Haworth Adaptable Worksurfaces CANNOT be used in place of Masters Series Common Storage Tops and Credenza Tops when creating modular Storage Units, Credenzas and one-high components.

Product Details – Masters Series

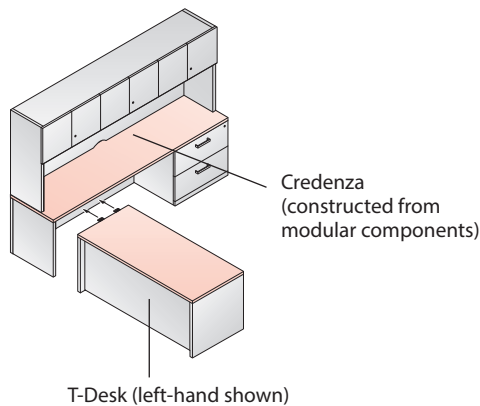
Worksurface Details – Coped Edges (Wood Only)

Non-freestanding furniture elements, such as Bridges, Returns and Convergent Run-Offs, will be automatically coped on their connection edge(s) to match their profiled edge selection. The coped edge will exhibit exposed core. The following units' connection edge is coped when used in conjunction with bevel, radius, and traditional profiled edges.

- T-Desk
- Attached D-Top and P-Top Desk
- Bridge
- Return Top, Return with Pedestal, Return with 30" (762mm) wide Lateral File

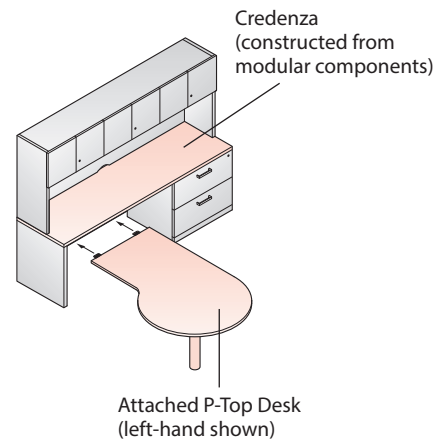
T-Desk Application

- Credenza constructed from modular components has a profiled edge.
- T-Desk is coped on the connection edge to allow attachment to the edge profile.



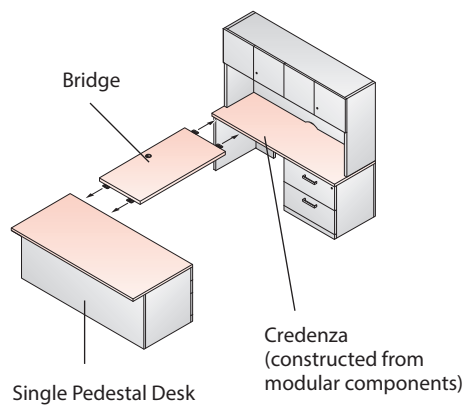
Attached D- or P-Top Desk Application

- Credenza constructed from modular components has a profiled edge.
- Attached D- or P-Top Desk is coped on the connection edge to allow attachment to the edge profile.



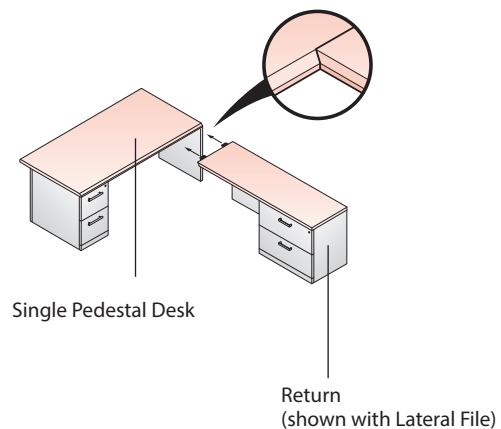
Bridge Application

- Single Pedestal Desk and Credenza (constructed from modular components) have a profiled edge.
- Bridge is coped on both ends to accommodate connection to edge profiles.



Return Application

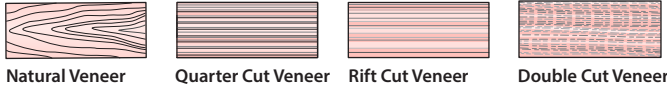
- Single Pedestal Desk has a profiled edge.
- Return is coped on the connection edge to allow attachment to the edge profile.



Product Details – Masters Series

Wood Grain Direction

Wood Veneer – Natural, Quarter Cut, Rift Cut or Double Cut



• Vertical Surfaces:

Veneers are applied vertically on modesties, drawer fronts, end panels, doors and all other vertical surfaces.

• Horizontal Surfaces:

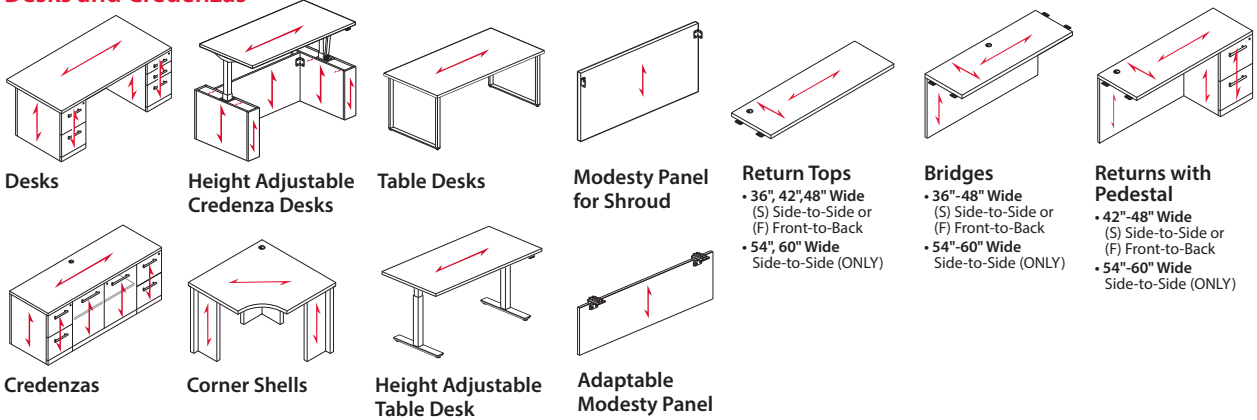
Veneers are applied side-to-side on most worksurfaces, tops and horizontal surfaces, except for the following products:

– **Corner Shell:** Veneer is applied on the top at a 45° angle.

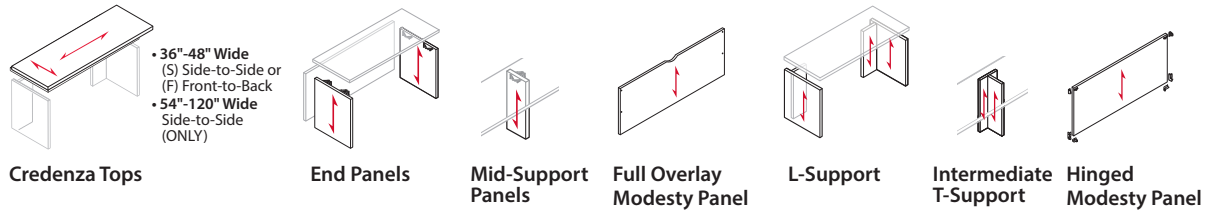
– **Return Tops, Bridges, Returns with Pedestal and Credenza Tops:**

- Tops 48" wide or less may be specified with the (F) Front-to-Back or (S) Side-to-Side wood grain direction.
- Tops 60" wide or more are only available with the Side-to-Side wood grain direction.

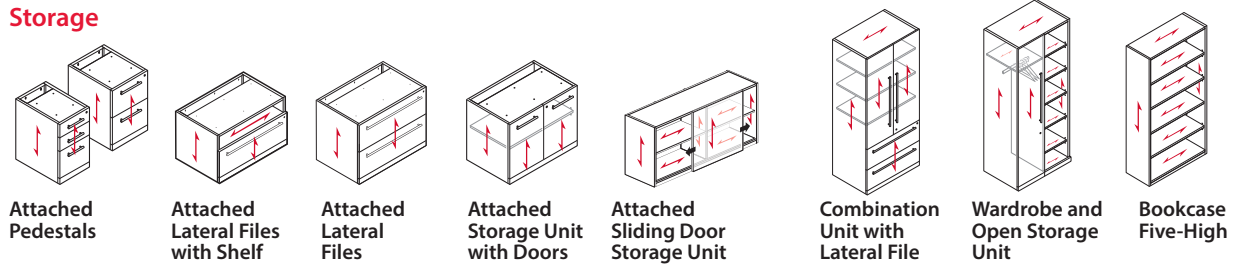
Desks and Credenzas



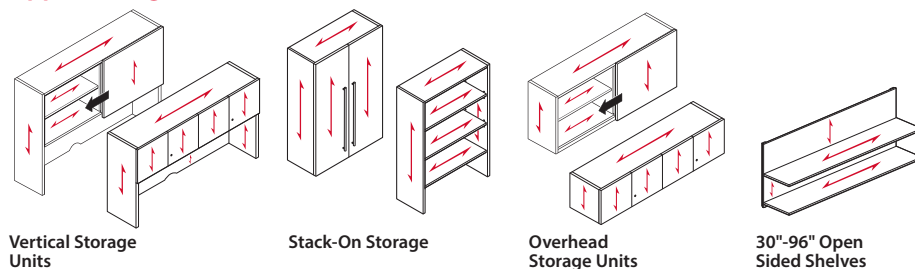
Modular Components



Storage



Upper Storage



- Notes**
- Wood grain direction is consistent across all freestanding storage units.
 - Toe kick is grain matched to drawer or door fronts.

Product Details – Masters Series

Wood Grain Direction

Wood Grain Laminate



Wood Grain Laminate

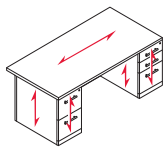
• Vertical Surfaces:

Wood grain laminate is applied vertically on drawer fronts, end panels, doors and all other vertical surfaces. Exceptions include Modesty Panels where wood grain laminate is applied side-to-side for anything over 60" in width.

• Horizontal Surfaces:

Wood grain laminate is applied side-to-side on most worksurfaces, tops and other horizontal surfaces, except for the **Corner Shell** where wood grain laminate is applied on the top at a 45° angle.

Desks and Credenzas



Desks

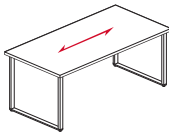
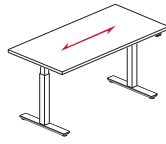
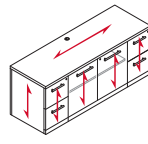


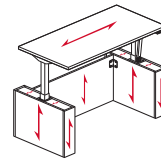
Table Desks



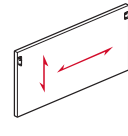
Height Adjustable Table Desk



Credenzas

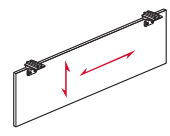


Height Adjustable Credenza Desks



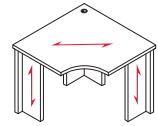
Modesty Panel for Shroud

- 60" Wide Modesty Panel has vertical Wood Grain
- 66"-84" Wide Modesty Panel has horizontal Wood Grain

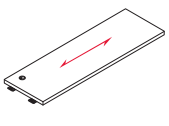


Adaptable Modesty Panel

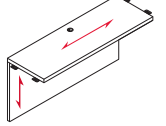
- 21"-60" Wide Modesty Panel has vertical Wood Grain
- 63"-78" Wide Modesty Panel has horizontal Wood Grain



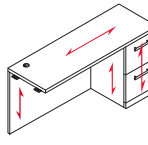
Corner Shells



Return Tops

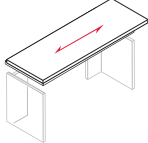


Bridges

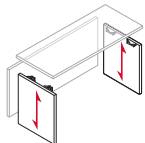


Returns with Pedestal

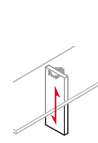
Modular Components



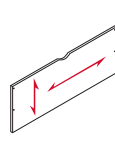
Credenza Tops



End Panels

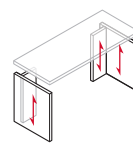


Mid-Support Panels

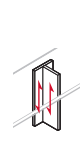


Full Overlay Modesty Panel

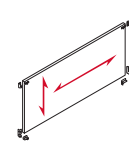
- 30"-60" Wide – Modesty Panel has vertical Wood Grain
- 66"-120" Wide – Modesty Panel has horizontal Wood Grain



L-Support



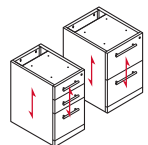
Intermediate T-Support



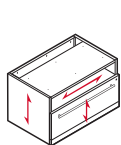
Hinged Modesty Panel

- 24"-60" Wide – Modesty Panel has vertical Wood Grain
- 66" Wide – Modesty Panel has horizontal Wood Grain

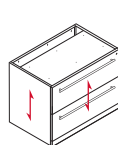
Storage



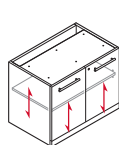
Attached Pedestals



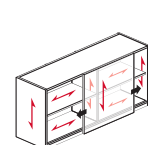
Attached Lateral Files with Shelf



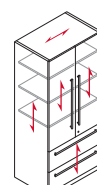
Attached Lateral Files



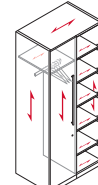
Attached Storage Unit with Doors



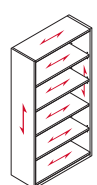
Attached Sliding Door Storage Unit



Combination Unit with Lateral File

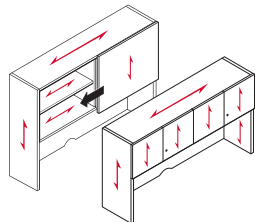


Wardrobe and Open Storage Unit

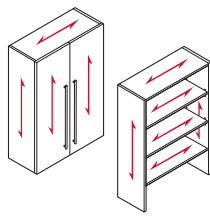


Bookcase Five-High

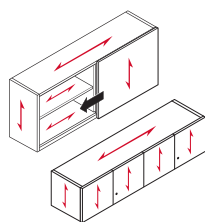
Upper Storage



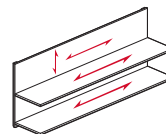
Vertical Storage Units



Stack-On Storage



Overhead Storage Units



Open Sided Shelves

- 30"-60" Wide – Back Panel has vertical Wood Grain
- 66"-120" Wide – Back Panel has horizontal Wood Grain

Notes • Wood grain direction is consistent across all freestanding storage units.

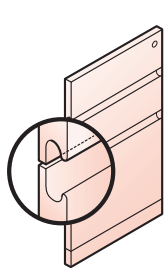
Product Details – Masters Series

Drawer and Pull Options

Pull Styles

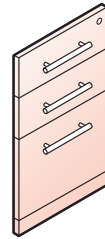
Masters Series features four pull style options:

- **Finger:** Finger pull is routed along the top and/or bottom edge of drawer front. Closed storage doors have a non-profiled edge and include touch-latch hardware.
- **Bar:** Bar pulls meet ADA requirements and are available with standard powdercoat paint finishes.
- **Linear:** Available in Satin Nickel finish. Linear Pull is also used in Haworth Systems Furniture product lines.
- **Classic:** Available in Satin Nickel finish. Classic Pull is also used in Haworth Systems Furniture product lines.



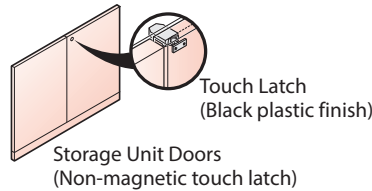
Pull F: Finger Pull

- Horizontally routed across drawer front.
- Storage Unit doors have a touch latch mechanism and are designed without pulls (see inset).
- Not available with laminate or double-cut wood finishes.

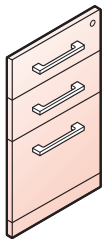


Pull B: Bar Pull

- Choice of powdercoat finish.
- Width variation:
 - 8 1/8" (205mm): letter width drawers
 - 10 1/8" (268mm): legal width drawers
 - 23 3/8" (589mm): 30" wide Lateral File drawers
 - 29 1/2" (749mm): 36" wide Lateral File drawers
- Used vertically on doors of full-height Storage Units.

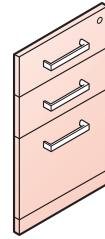


Note In the case of one-high lateral files, the finger pull is routed horizontally across the top of the drawer front only.



Pull 8: Linear Pull

- Finished with Satin Nickel only.
- One size: 7 1/8" (181mm) wide with two mounting dimensions:
 - 6 1/4" (160mm)
 - 7 1/2" (192mm)
- Applied vertically on full-height doors (five- and six-high)

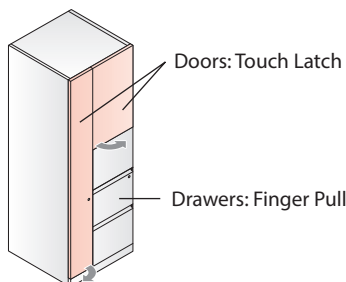


Pull 9: Classic Pull

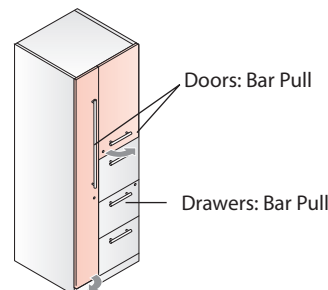
- Finished with Satin Nickel only.
- Width variation:
 - 6 3/4" (171mm): Pedestal drawers (6 1/4" (160mm) mounting dimension)
 - 8" (203mm): Lateral File drawers (7 1/2" (192mm) mounting dimension)
- 8" (203mm) wide pull applied vertically on full-height doors (five- and six-high)

- When a storage unit such as Personal Storage Tower has a combination of Door/Drawer Storage, doors come with touch latches when finger pull is specified.
- When another pull type is specified (bar, classic, linear), all doors and drawers on the storage unit have the same pull type.

Storage with Finger Pulls



Storage with Bar Pulls



Product Details – Masters Series

Drawer Options

Masters Series Pedestals and Lateral File storage feature a choice of drawer body construction — either Black Miterfold or Wood. Each drawer material type is equal in high performance features, dimension, capacity, and closure feel (sound/weight). The drawer construction is specified for all drawer bodies in a furniture item. For example, in the case of a Double Pedestal Desk, all drawers will be either a black miterfold or wood construction.

File Features

Pedestal box drawers feature two removable dividers and one shared pencil tray. File drawers (Pedestal and Lateral File) feature an integrated filing frame and may include adjustable file-bar(s) for additional filing configurations. The integrated filing frame allows each file drawer to support front-to-back or side-to-side filing options (including Redweld support).

Black Miterfold

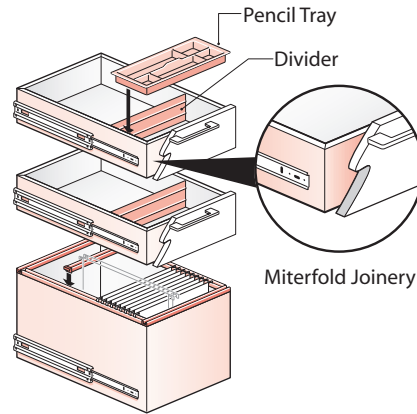
Thermal fused laminate on ½" (13mm) thick wood composite core. Miterfold construction with dado-set bottom (Black)

Box Drawer Features

- One Pencil Tray per pedestal
- One Drawer Divider per Drawer

File Drawer Features

- Integrated File Frame: all four sides
- Letter Width: File Bar included only for 29" deep pedestals.
- Legal Width: Legal width file bar included.



Note Only 29" deep pedestals and lateral files include adjustable file bars.

Wood Drawer

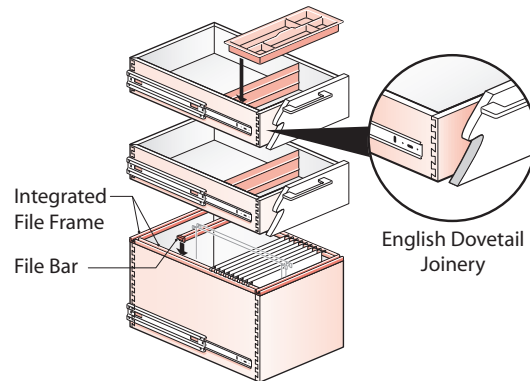
½" (13mm) thick Baltic-Birch ply in English Dovetail joinery with dado-set bottom (Clear finished)

Box Drawer Features

- One Pencil Tray per pedestal
- One Drawer Divider per drawer

File Drawer Features

- Integrated File Frame: all four sides
- Letter Width: File Bar included only for 29" deep pedestals
- Legal Width: Legal width file bar included



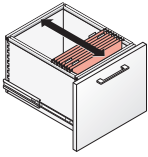
Note Both drawer construction options are available in Masters Series.

Product Details – Masters Series

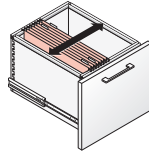
File and Drawer Load Capacity

Drawer Option and File Features

Letter Width Pedestal Drawers: 16³/₁₆" (411mm) Depth

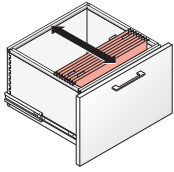


- 15 ³/₁₆" (385mm) Front-To-Back Letter Filing

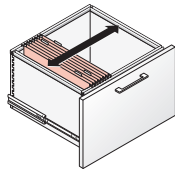


- 12" (305mm) Side-To-Side Legal Filing

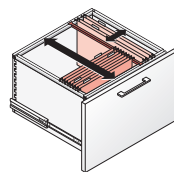
Legal Width Pedestal Drawers: 16¹/₄" (413mm) Depth



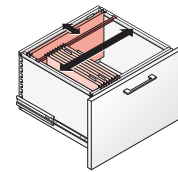
- 15 ³/₁₆" (385mm) Front-To-Back Legal Filing



- 15 ³/₁₆" (385mm) Side-To-Side Legal Filing

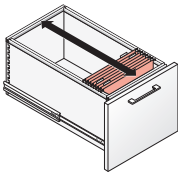


- 15 ³/₁₆" (385mm) Front-To-Back Letter Filing
- 3 ¹/₈" (80mm) Side-To-Side Legal Filing

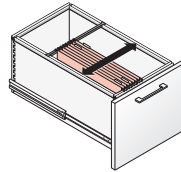


- 15 ³/₁₆" (385mm) Side-To-Side Letter Filing
- 3 ¹/₈" (80mm) Front-To-Back Legal Filing

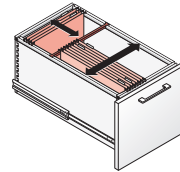
Letter Width Pedestal Drawers: 22" (559mm) Depth



- 21" (533mm) Front-To-Back Letter Filing



- 15 ³/₁₆" (385mm) Side-To-Side Legal Filing



- 15 ³/₁₆" (385mm) Side-To-Side Legal Filing
- 6" (152mm) Front-To-Back Letter Filing

Pedestal Drawer Load Capacities

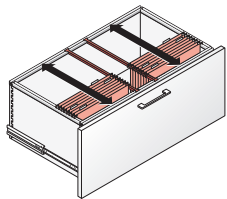
	DRAWER HEIGHT	DRAWER DEPTH	DRAWER WIDTH	DRAWER BOTTOM LOAD
Letter Width				
16 ¹ / ₄ " Deep Box Drawer	5.08" (129mm)	15.24" (385mm)	12" (305mm)	16 lbs. (7.3kg)
16 ¹ / ₄ " Deep File Drawer	10.41" (264mm)	15.24" (385mm)	12" (305mm)	32 lbs. (14.5kg)
22" Deep Box Drawer	5.08" (129mm)	21" (533mm)	12" (305mm)	22 lbs. (9.9kg)
22" Deep File Drawer	10.41" (264mm)	21" (533mm)	12" (305mm)	45 lbs. (20.4kg)
Legal Width				
16 ¹ / ₄ " Deep Box Drawer	5.08" (129mm)	15.24" (385mm)	15.24" (385mm)	20 lbs. (9.1kg)
16 ¹ / ₄ " Deep File Drawer	10.41" (264mm)	15.24" (385mm)	15.24" (385mm)	41 lbs. (18.6kg)

Note Drawer load ratings are based on BIFMA load requirement of 0.017 lbs per cubic inch of drawer volume.

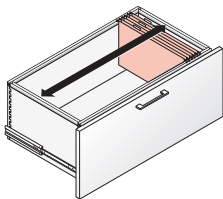
Product Details – Masters Series

File and Drawer Load Capacity – Lateral Drawers

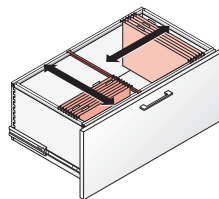
30" (762mm) Wide Lateral File



- 15 3/16" (385mm) Front-To-Back Letter Filing

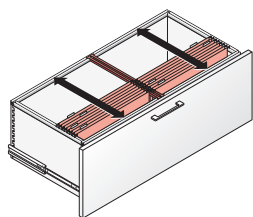


- 25 7/8" (655mm) Side-To-Side Legal Filing

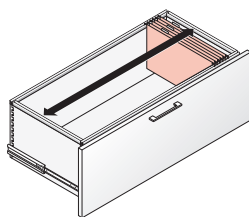


- 13 7/8" (351mm) Side-To-Side Legal Filing
- 15 3/16" (385mm) Front-To-Back Letter Filing

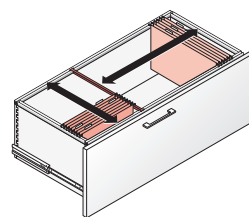
36" (914mm) Wide Lateral File



- 15 3/16" (385mm) Front-To-Back Legal Filing

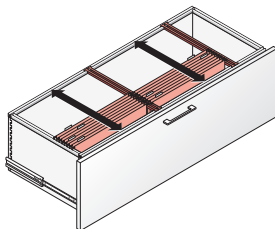


- 31 7/8" (808mm) Side-To-Side Legal Filing

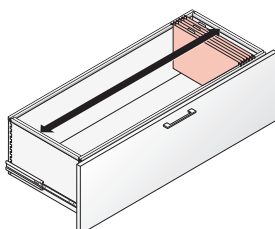


- 19 7/8" (503mm) Side-To-Side Legal Filing
- 15 3/16" (385mm) Front-To-Back Letter Filing

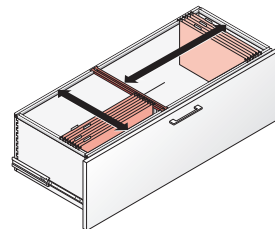
42" (1067mm) Wide Lateral File



- 15 3/16" (385mm) Front-To-Back Legal Filing



- 37 7/8" (962mm) Side-To-Side Legal Filing



- 25 7/8" (503mm) Side-To-Side Legal Filing
- 15 3/16" (385mm) Front-To-Back Letter Filing

Note To accommodate side-to-side letter filing in lateral file drawers, a file bar is available.

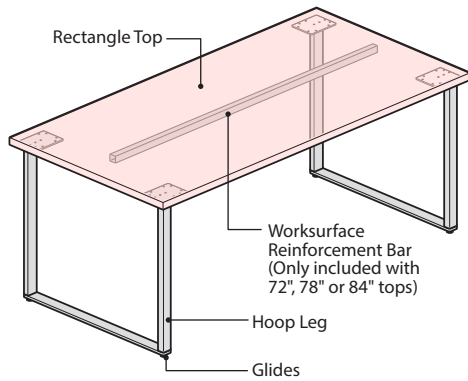
Lateral File Drawer Load Capacities

	DRAWER HEIGHT	DRAWER DEPTH	DRAWER WIDTH	DRAWER BOTTOM LOAD
30" WIDE LATERAL FILE				
	10.57" (268mm)	15.24" (385mm)	25.8" (655mm)	71 lbs. (32.2kg)
36" WIDE LATERAL FILE				
	10.57" (268mm)	15.24" (385mm)	31.8" (808mm)	87 lbs. (39.5kg)
42" WIDE LATERAL FILE				
	10.57" (268mm)	15.24" (385mm)	37.8" (960mm)	103 lbs. (46.7kg)

- Notes**
- Drawer load ratings are based on BIFMA load requirement of 0.017 lbs per cubic inch of drawer volume.
 - 36" (914mm) Lateral Files are reinforced for increased strength.

Product Details – Masters Series

Table Desk – Rectangular – Hoop Leg



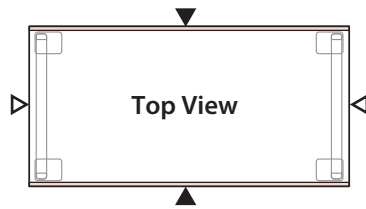
Component Materials/Finishes

COMPONENT NAME	MATERIALS/ FINISHES
Rectangular Top	(L) Laminate Surface Option – Specify separate surface and edge finish colors. (J) Edgeband
	(W) Wood Surface Option – Specify a single color for surface and edge finishes. (1) Square (5) Bevel (6) Radius (7) Traditional
Hoop Legs	(B) Painted Metal – Specified Base Trim Color (C) Chrome
Glides	Standard in Black
Worksurface Reinforcement Bar (Only included with 72", 78" and 84" tops)	Standard in Black

Edge Profile Locations

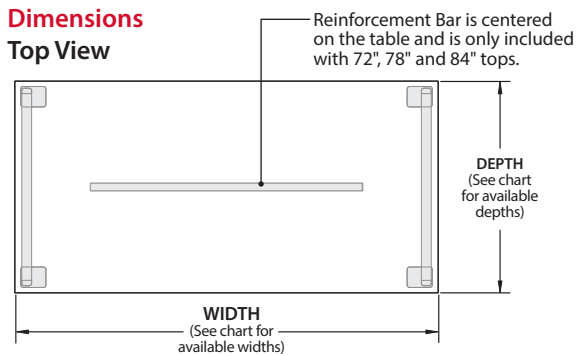
- The specified edge profile option is only applied to the user and visitor edges. Both ends of the top are capped with 1mm thick edgeband.
- Wood tops specified with double-cut veneer are only available with Edge Option (1) Square edge option.

- ◀ Specified Edge Option
- △ Standard 1mm Square Edgeband

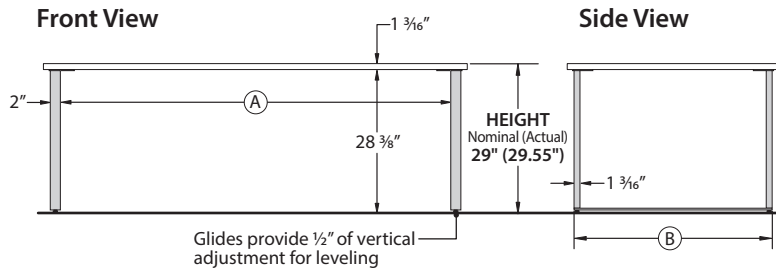


Dimensions

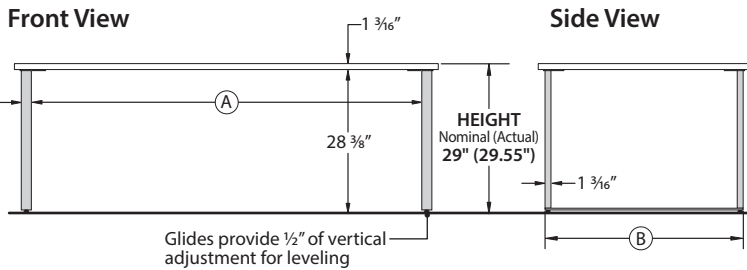
Top View



Front View



Side View



TABLETOP		BASE	
Depth (Actual)	Width (Actual)	(A)	(B)
30"	60"	53 3/16"	24 7/8"
	66"	59 3/16"	24 7/8"
	72"	65 3/16"	24 7/8"
36"	60"	53 3/16"	30 7/8"
	66"	59 3/16"	30 7/8"
	72"	65 3/16"	30 7/8"
	84"	77 3/16"	30 7/8"
42"	72"	65 3/16"	36 7/8"
	78"	71 3/16"	36 7/8"
	84"	77 3/16"	36 7/8"

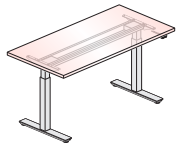
Notes Reinforcement bar may be relocated in the field to provide clearance for cutouts for electrical components.

Product Details – Masters Series

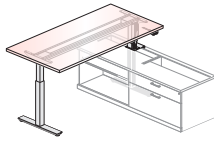
Height Adjustable Desks and Convergent Worktops – Overview

Masters Series Height Adjustable Tables offer a variety of configurations and options to fit the needs of each user.

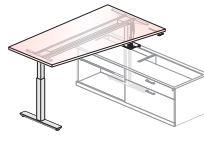
Height Adjustable Table Configurations



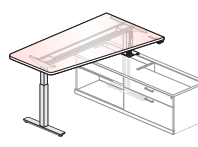
Height Adjustable Table Desk
Rectangular Top
T-Leg Base



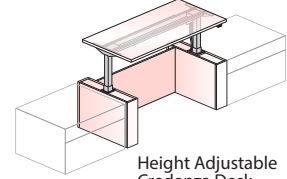
Height Adjustable Convergent Worktop
Rectangular Top
T-Leg Base



Height Adjustable Convergent Worktop
Wedge Square Top
T-Leg Base



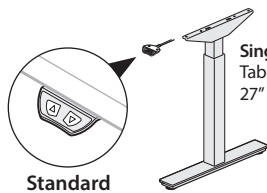
Height Adjustable Convergent Worktop
Wedge Radius Top
T-Leg Base



Height Adjustable Credenza Desk
Rectangular Top
T-Leg Base

Height Adjustment Actuator Options

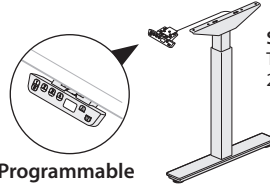
(E) Standard Up/Down Touch Pad Actuator



Single Stage
Table Height Ranges:
27" Min. - 46" Max.

Standard

(R) Programmable Touch Pad Actuator



Single Stage
Table Height Ranges:
27" Min. - 46" Max.

Programmable

- Note**
- Actuators may be installed on left or right side of top.
 - Tables may be field programmed with shelf/container stops within the standard height range to avoid interference with objects above or below the worktop (shelves/mobile pedestals).
 - Total lifting capacity of table is 250 lbs. including surface; applied weight should be evenly distributed.

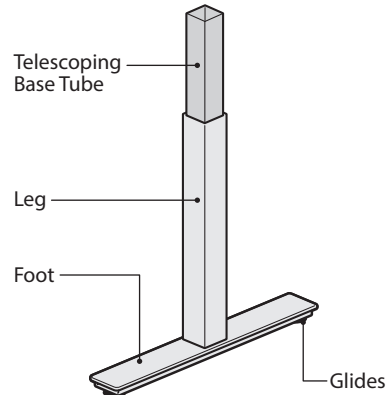
Telescoping Base Tube Finish Specification Matrix

The finish color for the Telescoping Base Tubes is determined by the paint finish specified for the Leg/Foot.

- When the Leg/Foot is specified with a Smooth or Non-Metallic paint, the Telescoping Base Tube finish will match.
- When the Leg/Foot is specified with a Textured or Metallic paint finish, the Telescoping Base Tube finish will have a coordinating finish (See Matrix below for specific finishes).

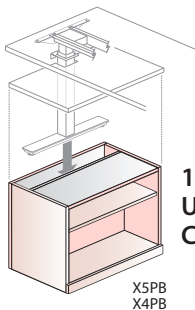
Matrix for Telescoping Base Tubes Finishes

Paint Type	Base Trim Color For Leg/Foot	Telescoping Base Tube Coordinating Finish
Metallic Paint	Metallic Champagne TR-MC	Smoke TR-E
	Metallic Silver TR-LE	Smoke TR-E
	Gunmetal TR-MG	Graphite TR-J
	Metallic Dark Bronze TR-DM	Brownstone TR-1R
Textured Paint	Textured Grout TR-TG	Platinum TR-P
	Textured Cement TR-TY	Brownstone TR-1R
	Textured Hellenic TR-HE	Brownstone TR-1R
	Textured Pitch TR-TF	Black TR-F
	Textured Argent TR-AR	Smoke TR-E
Smooth or Non-Metallic Paint	Telescoping Base Tube Finish will match Base Trim Color specified for the Foot/Leg	



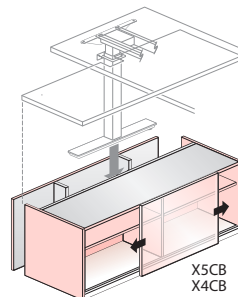
Attached Storage for Use with Height Adjustable Convergent Worktops

Height Adjustable Convergent worktops are only for use the following Storage Units:



1.5H Attached Storage Unit for use with Convergent Worktop

X5PB
X4PB

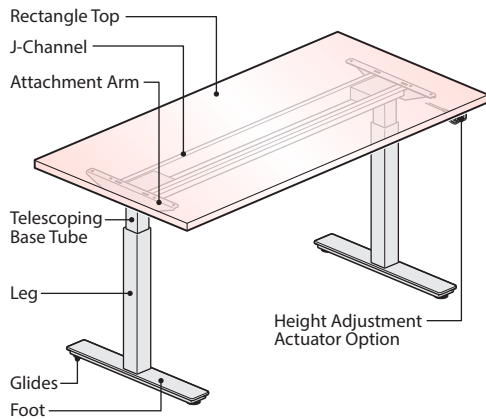


1.5 High Attached Sliding Door Storage Unit for use with Convergent Worktop

X5CB
X4CB

Product Details – Masters Series

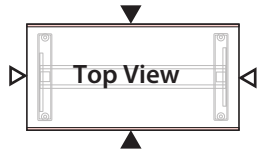
Height Adjustable Table Desk – Rectangular Top – T-Leg Base



Edge Profile Locations

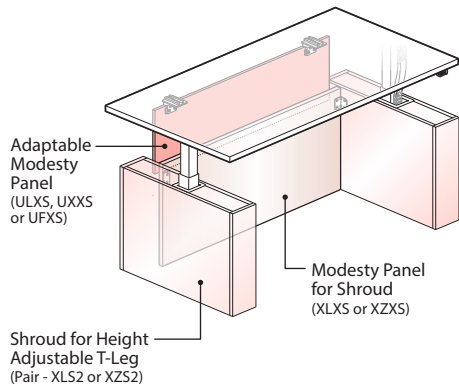
- The specified edge profile option is only applied to the user and visitor edges. Both ends of the convergent are capped with 1mm thick edgeband.
- Wood tops specified with double-cut veneer are only available with Edge Option (1) Square edge option.

- ◀ Specified Edge Option
- △ Standard 1mm Square Edgeband



Height Adjustable Table Desk – with Shroud and Modesty Panels Application

- A Pair of Shrouds for use with Height Adjustable Table may be separately specified to cover the T-Legs.
- For additional privacy, a separately specified Modesty Panel for Shroud may be attached between Shrouds and/or an Adaptable Modesty Panel may be attached to the bottom of the worktop.

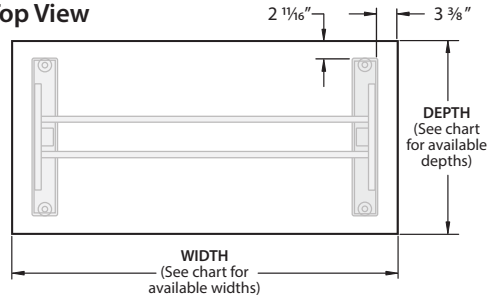


Component Materials/Finishes

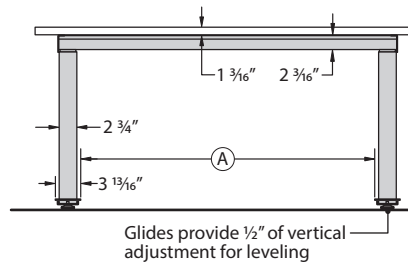
COMPONENT NAME	MATERIALS/ FINISHES	
Rectangular Top	(L) Laminate Surface Option – Specify separate surface and edge finish colors.	(J) Edgeband
	(W) Wood Surface Option – Specify a single color for surface and edge finishes.	(1) Square (5) Bevel (6) Radius (7) Traditional
T-Leg Base Assembly	Leg, Foot and Attachment Arm	• Painted Metal – Specified Base Trim Color
	Telescoping Base Tube	• Will be matched with leg finish for Smooth and non-metallic paints, while Legs specified with metallic and textured paint will have a coordinating finish.
	J Channel	• Painted Metal – Standard in black
Height Adjustment Mechanism	Electric Adjustment with Standard Up/Down Touch Pad	• Touch pad with up/down controls. • Includes Actuator with black housing, Control Box with black housing and 9 ½' long black power cord.
	Electric Adjustment with Programmable Touch Pad	• Touch pad with up/down controls and programmable buttons for storing up to four different programmed heights. • Includes Actuator with black housing, Control Box with black housing and 9 ½' long black power cord.
Glides	• Standard in Black	

Dimensions

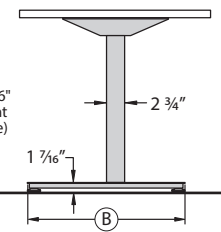
Top View



Front View



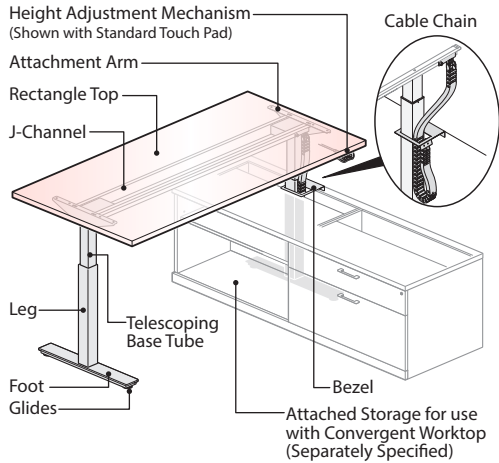
Side View



DESK TOP		BASE	
Depth Nominal (Actual)	Width Nominal (Actual)	(A)	(B)
30" (29")	60" (58")	46 ¼"	23 ⅛"
	66" (64")	52 ¼"	23 ⅛"
	72" (70")	58 ¼"	23 ⅛"
36" (35")	60" (58")	46 ¼"	29 ⅛"
	66" (64")	52 ¼"	29 ⅛"
	72" (70")	58 ¼"	29 ⅛"
	78" (76")	64 ¼"	29 ⅛"
42" (41")	84" (83")	70 ¼"	29 ⅛"
	72" (70")	58 ¼"	35 ⅛"
	78" (76")	64 ¼"	35 ⅛"
	84" (82")	70 ¼"	35 ⅛"

Product Details – Masters Series

Height Adjustable Convergent Worktop – Rectangular Top – T-Leg Base

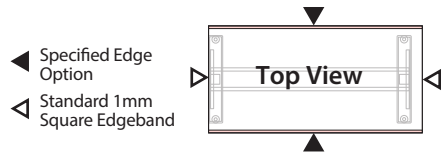


Component Materials/Finishes

COMPONENT NAME	MATERIALS/ FINISHES	
Rectangular Top	(L) Laminate Surface Option – Specify separate surface and edge finish colors.	(J) Edgeband
	(W) Wood Surface Option – Specify a single color for surface and edge finishes.	(1) Square (5) Bevel (6) Radius (7) Traditional
T-Leg Base Assembly	Leg, Foot and Attachment Arm	• Painted Metal – Specified Base Trim Color
	Telescoping Base Tube	• Will be matched with leg finish for Smooth and non-metallic paints, while Legs specified with Metallic and Textured paint will have a coordinating finish.
	J Channel	• Painted Metal – Standard in black
	Bezel	• Painted Metal – Specified Base Trim Color
Height Adjustment Mechanism	Electric Adjustment with Standard Up/Down Touch Pad	• Touch pad with up/down controls. • Includes Actuator with black housing, Control Box with black housing and 9 1/2' long black power cord.
	Electric Adjustment with Programmable Touch Pad	• Touch pad with up/down controls and programmable buttons for storing up to four different programmed heights. • Includes Actuator with black housing, Control Box with black housing and 9 1/2' long black power cord.
Glides	• Standard in Black	
Cable Chain	• Black Plastic	

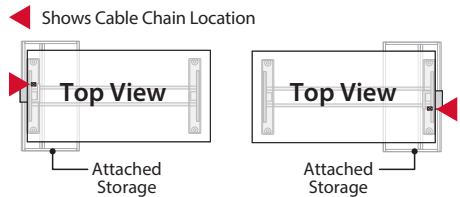
Edge Profile Locations

- The specified edge profile option is only applied to the user and visitor edges. Both ends of the convergent are capped with 1mm thick edgeband.
- Wood tops specified with double-cut veneer are only available with Edge Option (1) Square edge option.



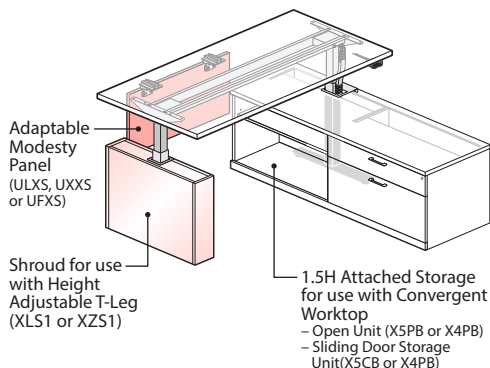
Cable Chain Location

- See illustrations below for Cable Chain location in relationship to attached storage.



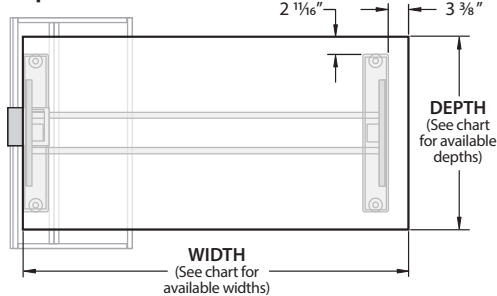
Convergent Worktop – with Shroud, Modesty and Storage Application

- Separately specified 1.5H Attached Storage Units for use with Convergent Worksurface are required to enclose the flush T-Leg of the Convergent Worktop.
- A single shroud for use with Height Adjustable Table may be separately specified to cover the exposed T-Leg of the Convergent Worktop (not required).
- For additional privacy, a separately specified Adaptable Modesty is available.

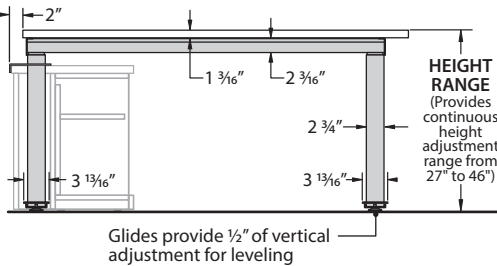


Dimensions

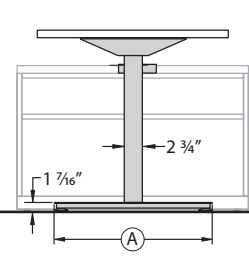
Top View



Front View



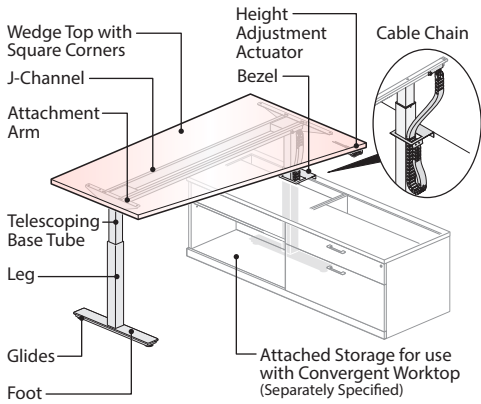
Side View



TABLETOP		BASE
Depth Nominal (Actual)	Width Nominal (Actual)	(A)
30" (29")	60" (58")	23 1/16"
	66" (64")	23 1/16"
	72" (70")	23 1/16"
36" (35")	60" (58")	29 1/16"
	66" (64")	29 1/16"
	72" (70")	29 1/16"
	78" (76")	29 1/16"
	84" (82")	29 1/16"
42" (41")	72" (70")	35 1/16"
	78" (76")	35 1/16"
	84" (82")	35 1/16"

Product Details – Masters Series

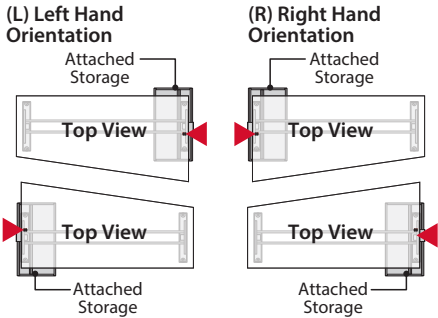
Height Adjustable Convergent Worktop – Wedge Square Top – T-Leg Base



Orientation Options and Cable Chain Locations

- Wedge shaped tops may be specified with a left or right handed orientation.
- See illustrations below for Cable Chain location in relationship to attached storage.

◀ Shows Cable Chain Location

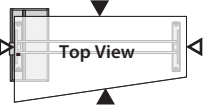


Edge Profile Locations

- The specified edge profile option is only applied to the user and visitor edges. Both ends of the convergent are capped with 1mm thick edgeband.
- Wood tops specified with double-cut veneer are only available with Edge Option (1) Square edge option.

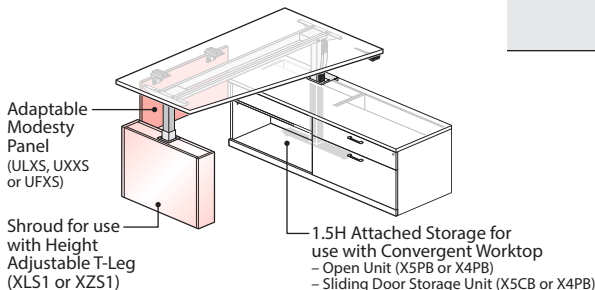
◀ Specified Edge Option

◁ Standard 1mm Square Edgeband



Convergent Worktop – with Shroud, Modesty and Storage Application

- Separately specified 1.5H Attached Storage Units for use with Convergent Worksurface are required to enclose the flush T-Leg of the Convergent Worktop.
- A single Shroud for use with Height Adjustable Table may be separately specified to cover the exposed T-Leg of the Convergent Worktop (not required).
- For additional privacy, a separately specified Adaptable Modesty is available.

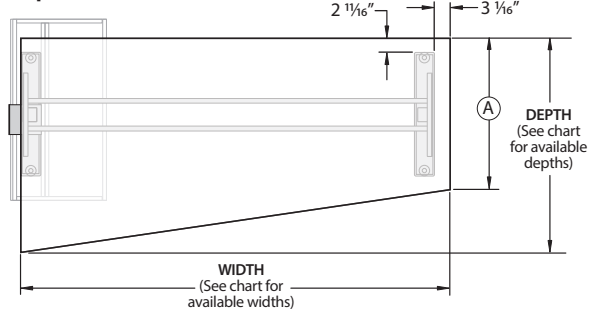


Component Materials/Finishes

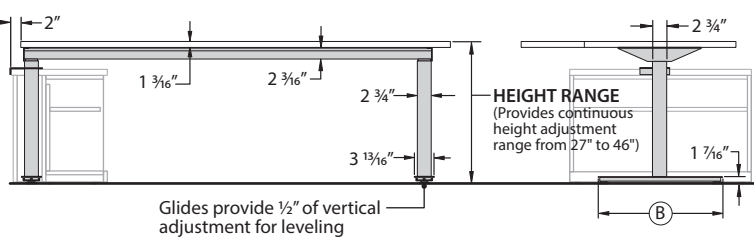
COMPONENT NAME	MATERIALS/ FINISHES
Wedge Top with Square Corners	(L) Laminate Surface Option – Specify separate surface and edge finish colors. (J) Edgeband
	(W) Wood Surface Option – Specify a single color for surface and edge finishes. (1) Square (5) Bevel (6) Radius (7) Traditional
T-Leg Base Assembly	Leg, Foot and Attachment Arm • Painted Metal – Specified Base Trim Color
	Telescoping Base Tube • Will be matched with leg finish for Smooth and non-metallic paints, while Legs specified with Metallic and Textured paint will have a coordinating finish.
	J Channel • Painted Metal – Standard in black
Height Adjustment Mechanism	Electric Adjustment with Standard Up/Down Touch Pad • Touch pad with up/down controls. • Includes Actuator with black housing, Control Box with black housing and 9 1/2' long black power cord.
	Electric Adjustment with Programmable Touch Pad • Touch pad with up/down controls and programmable buttons for storing up to four different programmed heights. • Includes Actuator with black housing, Control Box with black housing and 9 1/2' long black power cord.
Glides	• Standard in Black

Dimensions

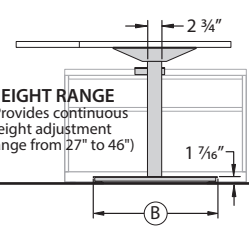
Top View



Front View



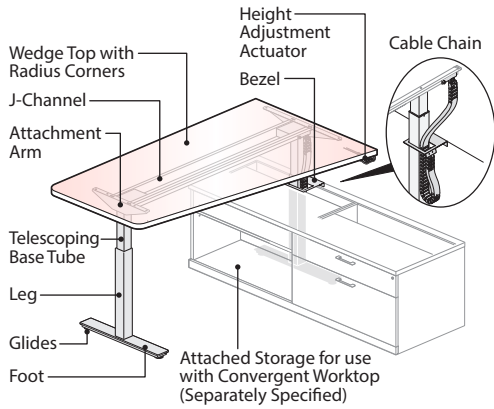
Side View



TABLETOP			BASE
Depth Nominal (Actual)	Width Nominal (Actual)	(A)	(B)
42" (41")	60" (58")	29"	23 1/16"
	66" (64")	29"	23 1/16"
	72" (70")	29"	23 1/16"
	78" (76")	29"	23 1/16"
	84" (82")	29"	23 1/16"
48" (47")	60" (58")	35"	29 1/16"
	66" (64")	35"	29 1/16"
	72" (70")	35"	29 1/16"
	78" (76")	35"	29 1/16"
	84" (82")	35"	29 1/16"

Product Details – Masters Series

Height Adjustable Convergent Worktop – Wedge Radius Top – T-Leg Base



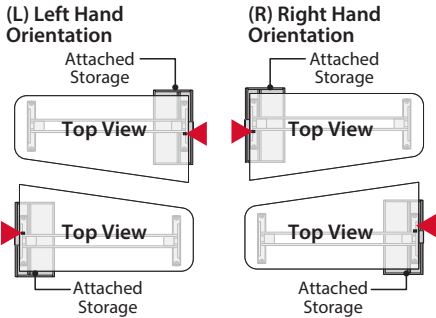
Component Materials/Finishes

COMPONENT NAME	MATERIALS/ FINISHES
Wedge Top with Rounded Corners	(L) Laminate Surface Option – Specify separate surface and edge finish colors.
	(W) Wood Surface Option – Specify a single surface and edge finish color.
T-Leg Base Assembly	Leg, Foot and Attachment Arm
	Telescoping Base Tube
	J Channel
Height Adjustment Mechanism	Electric Adjustment with Standard Up/Down Touch Pad
	Electric Adjustment with Programmable Touch Pad
Glides	

Orientation Options and Cable Chain Locations

- Wedge shaped tops may be specified with a left or right handed orientation.
- See illustrations below for Cable Chain location in relationship to attached storage.

◀ Shows Cable Chain Location

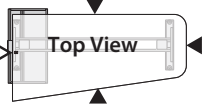


Edge Profile Locations

- Wedge worktops with radius corners are only available with (J) Wood Edgeband or (1) Square Edgeband options.
- The specified edge profile option wraps around all edges except the end with sharp corners, which is capped with 1mm thick edgeband.

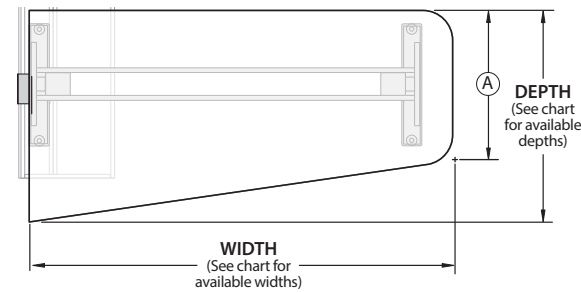
◀ Specified Edge Option

◁ Standard 1mm Square Edgeband

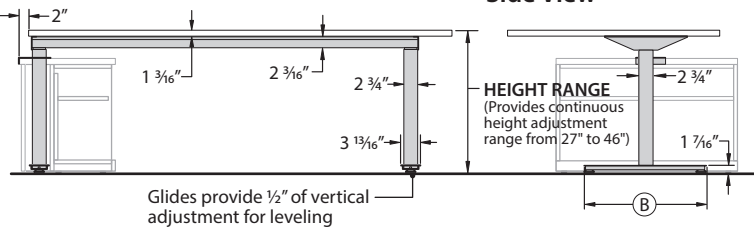


Dimensions

Top View

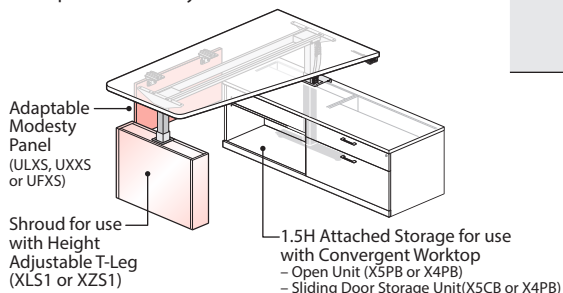


Front View



Convergent Worktop – with Shroud, Modesty and Storage Application

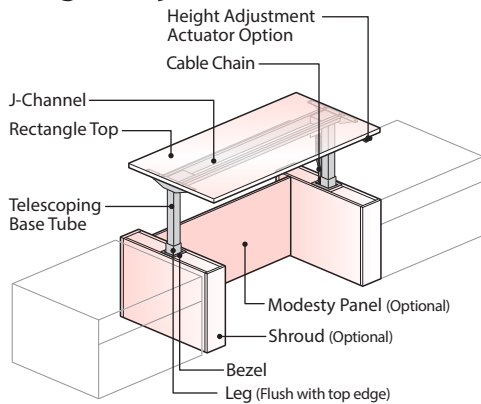
- Separately specified 1.5H Attached Storage Units for use with Convergent Worktop are required to enclose the flush T-Leg of the Convergent Worktop.
- A single Shroud for use with Height Adjustable Table may be separately specified to cover the exposed T-Leg of the Convergent Worktop (not required).
- For additional privacy, a separately specified Adaptable Modesty is available.



Depth Nominal (Actual)	TABLETOP		BASE
	Width Nominal (Actual)	Ⓐ	Ⓑ
42" (41")	60" (58")	29"	23 1/16"
	66" (64")	29"	23 1/16"
	72" (70")	29"	23 1/16"
	78" (76")	29"	23 1/16"
	84" (82")	29"	23 1/16"
48" (47")	60" (58")	35"	29 1/16"
	66" (64")	35"	29 1/16"
	72" (70")	35"	29 1/16"
	78" (76")	35"	29 1/16"
	84" (82")	35"	29 1/16"

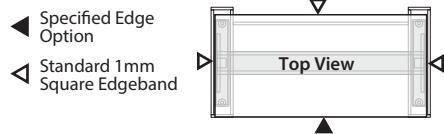
Product Details – Masters Series

Height Adjustable Credenza Desk – Rectangular Top – T-Leg Base



Edge Profile Locations

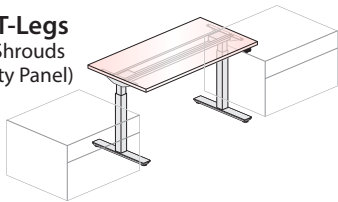
- The specified edge profile option is only applied to the user edge. Both ends and back of the top are capped with 1mm thick edgeband.
- Wood tops specified with double-cut veneer are only available with Edge Option (1) Square edge option.



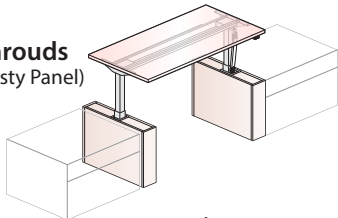
Configurations

- The Credenza Desk T-Legs are flush with the ends of the worktop to facilitate applications where 1.5H attached storage are used adjacent to the desk.
- Credenza Desks may be specified with visible T-Legs or they may be specified with a pair of shrouds. Desks with shrouds are also available with Modesty Panels.

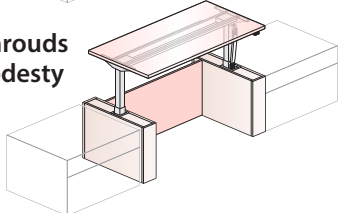
Visible T-Legs (with no Shrouds or Modesty Panel)



With Shrouds (no Modesty Panel)



With Shrouds and Modesty Panel

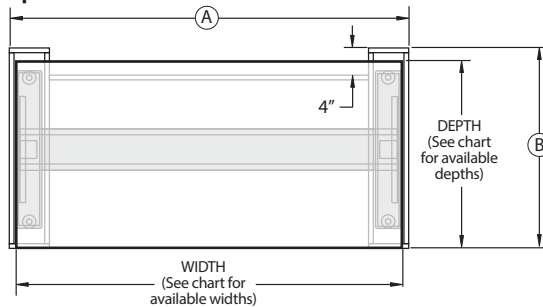


Component Materials/Finishes

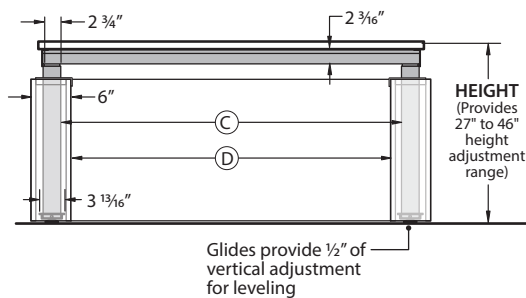
COMPONENT NAME	MATERIALS/ FINISHES
Rectangular Top	(L) Laminate Surface Option – Specify separate surface and edge finish colors. (J) Edgeband
	(W) Wood Surface Option – Specify a single color for surface and edge finishes. (1) Square (5) Bevel (6) Radius (7) Traditional
T-Leg Base Assembly	Leg, Foot and Attachment Arm • Painted Metal – Specified Base Trim Color
	Telescoping Base Tube • Will be matched with leg finish for Smooth and non-metallic paints, while Legs specified with Metallic and Textured paint will have a coordinating finish.
	J Channel • Painted Metal – Standard in black
Height Adjustment Mechanism	Electric Adjustment with Standard Up/Down Touch Pad • Touch pad with up/down controls. Includes Actuator with black housing, Control Box with black housing and 9 1/2' long black power cord.
	Electric Adjustment with Programmable Touch Pad • Touch pad with up/down controls and programmable buttons for storing up to four different programmed heights. Includes Actuator with black housing, Control Box with black housing and 9 1/2' long black power cord.
Glides	• Standard in Black
Shroud and Modesty Panel (Optional)	(L) Laminate – Specify a laminate surface color and a separate laminate edge color
	(W) Wood – Specify one wood finish for surface and edges.

Dimensions

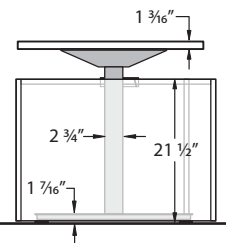
Top View



Front View



Side View

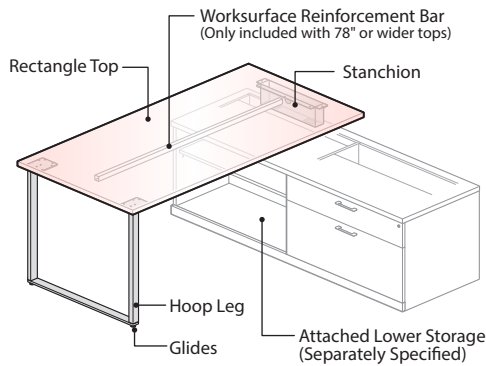


Glides provide 1/2" of vertical adjustment for leveling

TABLETOP		BASE			
Depth Nominal (Actual)	Width Nominal (Actual)	A	B	C	D
24" (22")	60" (58")	60"	23 3/4"	51 5/16"	48"
	66" (64")	66"	23 3/4"	57 5/16"	54"
	72" (70")	72"	23 3/4"	63 5/16"	60"
30" (28")	60" (58")	60"	29 3/4"	51 5/16"	48"
	66" (64")	66"	29 3/4"	57 5/16"	54"
	72" (70")	72"	29 3/4"	63 5/16"	60"

Product Details – Masters Series

Convergent Worktop for use with 1.5H Storage – Rectangular Top with Hoop Leg

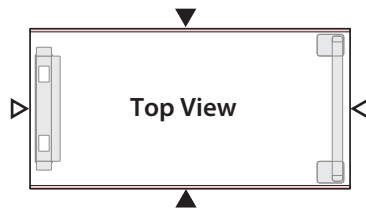


Edge Profile Options

- The specified edge profile option is only applied to the user and visitor edges. Both ends of the convergent are capped with 1mm thick edgeband.
- Wood tops specified with double-cut veneer are only available with Edge Option (1) Square edge option.

◀ Specified Edge Option

▷ Standard 1mm Square Edgeband

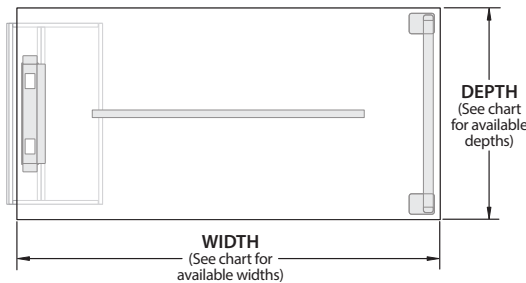


Component Materials/Finishes

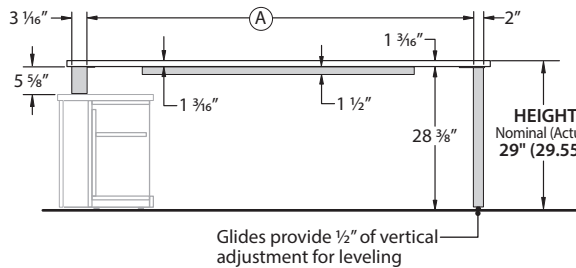
COMPONENT NAME	MATERIALS/ FINISHES	
Rectangular Top	(L) Laminate Surface Option – Specify separate surface and edge finish colors.	(J) Edgeband
	(W) Wood Surface Option – Specify a single color for surface and edge finishes.	(1) Square (5) Bevel (6) Radius (7) Traditional
Hoop Leg and Stanchion	(B) Painted Metal – Specify Base Trim Color (C) Chrome – (Hoop Leg will be Chrome and Stanchion will be Metallic Silver)	
Glides	Standard in Black	
Reinforcement Bar (Only included with tops 78" or wider)	Painted Metal – Standard in Black	

Dimensions

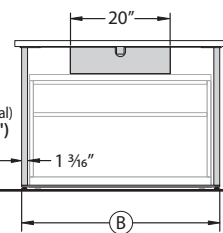
Top View



Front View



Side View



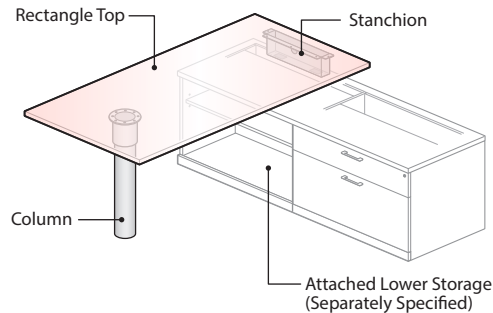
Glides provide 1/2" of vertical adjustment for leveling

TABLETOP		BASE	
Depth (Actual)	Width (Actual)	A	B
30"	60"	52 1/2"	24 7/8"
	66"	58 1/2"	24 7/8"
	72"	64 1/2"	24 7/8"
36"	60"	52 1/2"	30 7/8"
	66"	58 1/2"	30 7/8"
	72"	64 1/2"	30 7/8"
	78"	70 1/2"	30 7/8"
42"	84"	76 1/2"	30 7/8"
	72"	64 1/2"	36 7/8"
	78"	70 1/2"	36 7/8"
	84"	76 1/2"	36 7/8"

Notes Reinforcement bar may be relocated in the field to provide clearance for cutouts for electrical components.

Product Details – Masters Series

Convergent Worktop for use with 1.5H Storage– Rectangular Top with Column



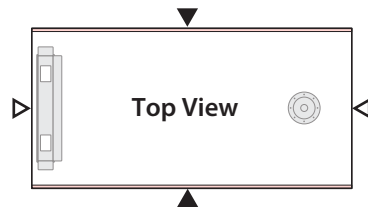
Component Materials/Finishes

COMPONENT NAME	MATERIALS/ FINISHES	
Rectangular Top	(L) Laminate Surface Option – Specify separate surface and edge finish colors.	(J) Edgeband
	(W) Wood Surface Option – Specify a single color for surface and edge finishes.	(1) Square (5) Bevel (6) Radius (7) Traditional
Column Leg and Stanchion	(B) Painted Metal – Specify Base Trim Color (C) Chrome – (Hoop Leg will be Chrome and Stanchion will be Metallic Silver)	
Glides	• Standard in Black	

Edge Profiles and Locations

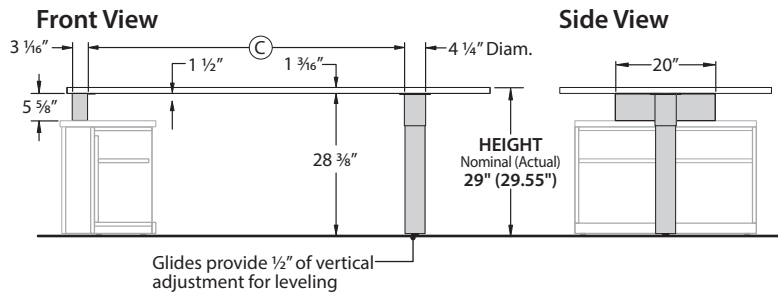
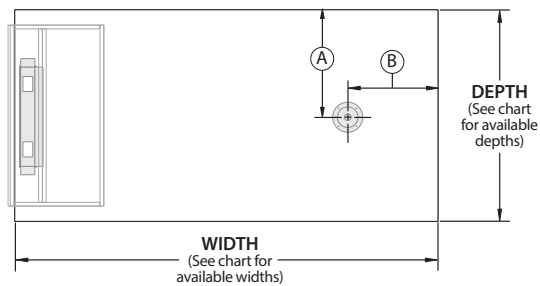
- Specified edge profile options are only applied to user and visitor edges. Ends are capped with 1mm thick edgeband.
- Wood tops specified with double-cut veneer are only available with Edge Option (1) Square edge option.

- ◀ Specified Edge Option
- ◁ Standard 1mm Square Edgeband



Dimensions

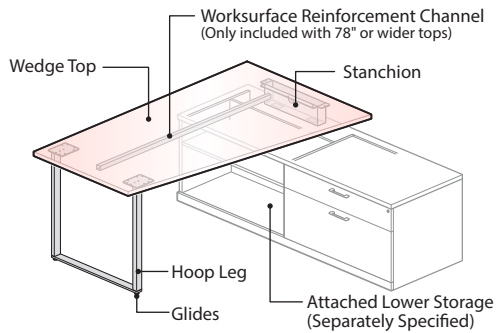
Top View



TOP		BASE		
Depth (Actual)	Width (Actual)	(A)	(B)	(C)
30"	60"	15"	9"	44 3/4"
	66"	15"	10 1/2"	49 1/4"
	72"	15"	12"	53 3/4"
36"	60"	18"	9"	44 3/4"
	66"	18"	10 1/2"	49 1/4"
	72"	18"	12"	53 3/4"
	78"	18"	13 1/2"	58 3/4"
42"	84"	18"	15"	62 3/4"
	72"	21"	12"	53 3/4"
	78"	21"	13 1/2"	58 3/4"
	84"	21"	15"	62 3/4"

Product Details – Masters Series

Convergent Worktop for use with 1.5H Storage– Wedge Square Top with Hoop Leg



Component Materials/Finishes

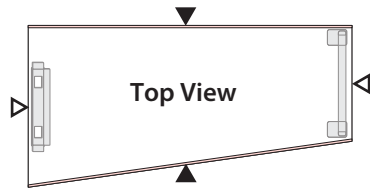
COMPONENT NAME	MATERIALS/ FINISHES	
Wedge/Square Top	(L) Laminate Surface Option – Specify separate surface and edge finish colors.	(J) Edgeband
	(W) Wood Surface Option – Specify a single color for surface and edge finishes.	(1) Square (5) Bevel (6) Radius (7) Traditional
Hoop Leg and Stanchion	(B) Painted Metal – Specify Base Trim Color	
	(C) Chrome – (Hoop Leg will be Chrome and Stanchion will be Metallic Silver)	
Glides	Standard in Black	
Reinforcement Bar (Only included with tops 78" or wider)	Painted Metal – Standard in Black	

Edge Profiles and Locations

- Specified edge profile options are only applied to user and visitor edges. Ends are capped with 1mm thick edgeband.
- Wood tops specified with double-cut veneer are only available with Edge Option (1) Square edge option.

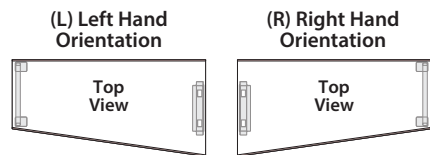
Edge Profile Locations

- Specified Edge Option
- Standard 1mm Square Edgeband



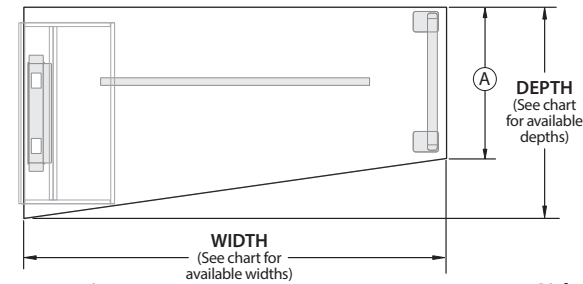
Orientation Options

- Wedge shaped tops may be specified with left or right handed orientations.

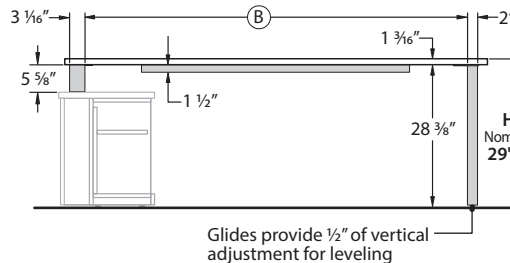


Dimensions

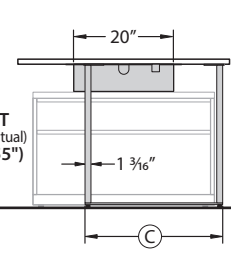
Top View



Front View



Side View



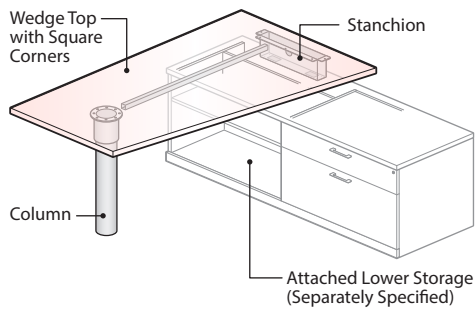
Glides provide 1/2" of vertical adjustment for leveling

Depth (Actual)	TOP			BASE	
	Width (Actual)	A	B	C	
42"	60"	30"	52 1/2"	24 7/8"	
	66"	30"	58 1/2"	24 7/8"	
	72"	30"	64 1/2"	24 7/8"	
	78"	30"	70 1/2"	24 7/8"	
	84"	30"	76 1/2"	24 7/8"	
48"	60"	36"	52 1/2"	30 7/8"	
	66"	36"	58 1/2"	30 7/8"	
	72"	36"	64 1/2"	30 7/8"	
	78"	36"	70 1/2"	30 7/8"	
	84"	36"	76 1/2"	30 7/8"	

Notes Reinforcement bar may be relocated in the field to provide clearance for cutouts for electrical components.

Product Details – Masters Series

Convergent Worktop for use with 1.5H Storage– Wedge Square Top with Column



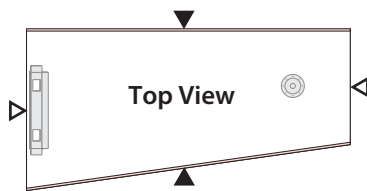
Component Materials/Finishes

COMPONENT NAME	MATERIALS/ FINISHES	
Wedge/Square Top	(L) Laminate Surface Option – Specify separate surface and edge finish colors.	(J) Edgeband
	(W) Wood Surface Option – Specify a single color for surface and edge finishes.	(1) Square (5) Bevel (6) Radius (7) Traditional
Column Leg and Stanchion	(B) Painted Metal – Specify Base Trim Color (C) Chrome – (Hoop Leg will be Chrome and Stanchion will be Metallic Silver)	
Glides	• Standard in Black	

Edge Profiles and Locations

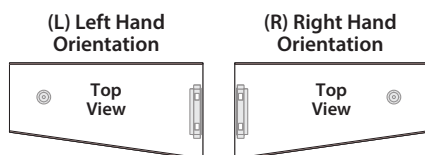
- Specified edge profile options are only applied to user and visitor edges. Ends are capped with 1mm thick edgeband.
- Wood tops specified with double-cut veneer are only available with Edge Option (1) Square edge option.

- ◀ Specified Edge Option
- △ Standard 1mm Square Edgeband



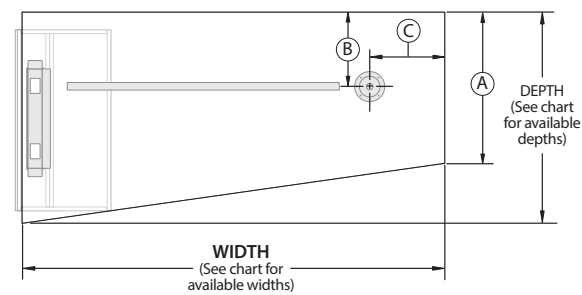
Orientation Options

- Wedge shaped tops may be specified with left or right handed orientations.

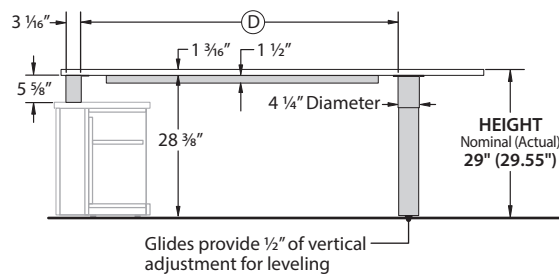


Dimensions

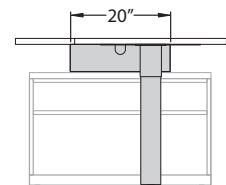
Top View



Front View



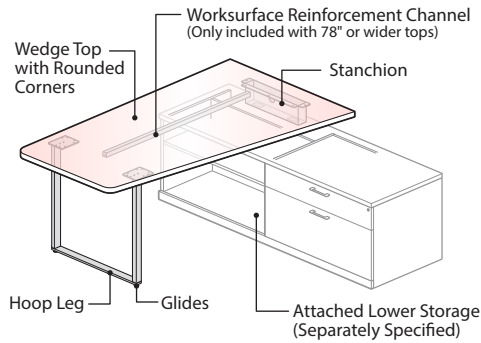
Side View



Depth (Actual)	TOP		BASE			
	Width (Actual)	A	B	C	D	
42"	60"	30"	15"	9"	44 3/4"	
	66"	30"	15"	10 1/2"	49 1/4"	
	72"	30"	15"	12"	53 3/4"	
	78"	30"	15"	13 1/2"	58 3/4"	
	84"	30"	15"	15"	62 3/4"	
48"	60"	36"	18"	9"	44 3/4"	
	66"	36"	18"	10 1/2"	49 1/4"	
	72"	36"	18"	12"	53 3/4"	
	78"	36"	18"	13 1/2"	58 3/4"	
	84"	36"	18"	15"	62 3/4"	

Product Details – Masters Series

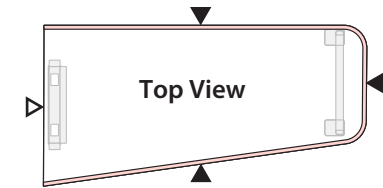
Convergent Worktop for use with 1.5H Storage– Wedge Radius Top with Hoop Leg



Edge Profile Locations

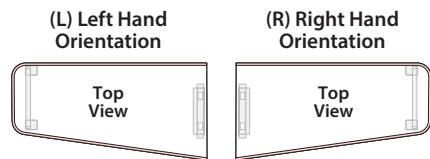
- Wedge worktops with radius corners are only available with (J) Wood Edgeband or (1) Square Edgeband options.
- The specified edge profile option wraps around all edges except the end with sharp corners, which is capped with 1mm thick edgeband.

- ◀ Specified Edge Option
- △ Standard 1mm Square Edgeband



Orientation Options

- Wedge shaped tops may be specified with left or right handed orientations.

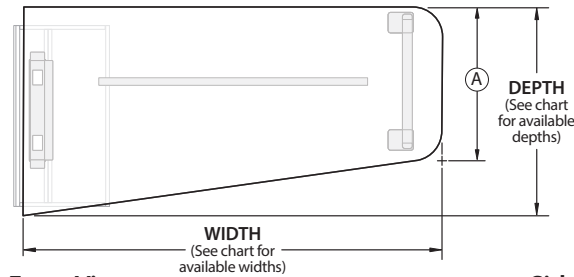


Component Materials/Finishes

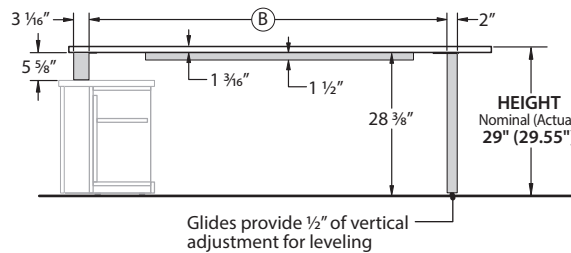
COMPONENT NAME	MATERIALS/ FINISHES	
Wedge/Radius Top	(L) Laminate Surface Option – Specify separate surface and edge finish colors.	(J) Edgeband
	(W) Wood Surface Option – Specify a single color for surface and edge finishes.	(1) Square
Hoop Leg and Stanchion	(B) Painted Metal – Specify Base Trim Color (C) Chrome – (Hoop Leg will be Chrome and Stanchion will be Metallic Silver)	
Glides	Standard in Black	
Reinforcement Bar (Only included with tops 78" or wider)	Painted Metal – Standard in Black	

Dimensions

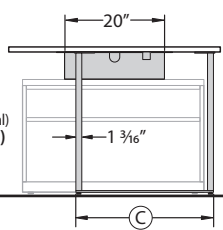
Top View



Front View



Side View



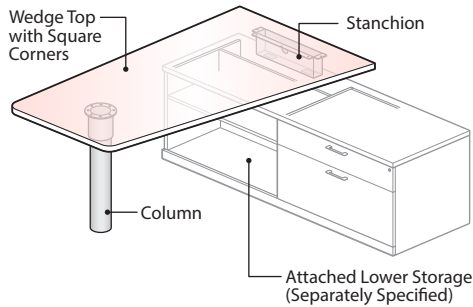
Glides provide 1/2" of vertical adjustment for leveling

Depth (Actual)	TOP		BASE		
	Width (Actual)	(A)	(B)	(C)	
42"	60"	30"	48"	24 7/8"	
	66"	30"	54"	24 7/8"	
	72"	30"	60"	24 7/8"	
	78"	30"	66"	24 7/8"	
48"	84"	30"	72"	24 7/8"	
	60"	36"	48"	30 7/8"	
	66"	36"	54"	30 7/8"	
	72"	36"	60"	30 7/8"	
	78"	36"	66"	30 7/8"	
	84"	36"	72"	30 7/8"	

Notes Reinforcement bar may be relocated in the field to provide clearance for cutouts for electrical components.

Product Details – Masters Series

Convergent Worktop for use with 1.5H Storage– Wedge Radius Top with Column



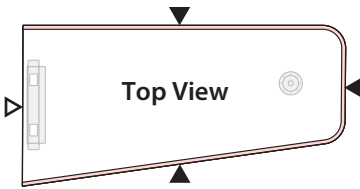
Component Materials/Finishes

COMPONENT NAME	MATERIALS/ FINISHES	
Wedge/Radius Top	(L) Laminate Surface Option – Specify separate surface and edge finish colors.	(J) Edgeband
	(W) Wood Surface Option – Specify a single color for surface and edge finishes.	(1) Square
Column and Stanchion	(B) Painted Metal – Specify Base Trim Color (C) Chrome – (Hoop Leg will be Chrome and Stanchion will be Metallic Silver)	
Glides	• Standard in Black	

Edge Profile Locations

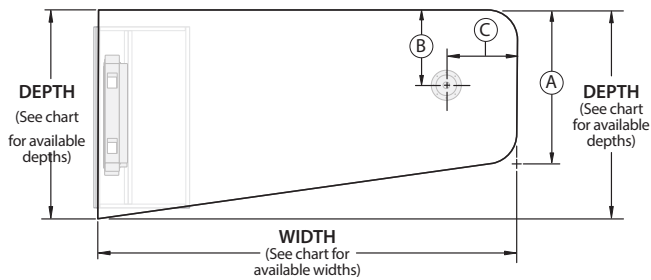
- Wedge worktops with radius corners are only available with (J) Wood Edgeband or (1) Square Edgeband options.
- The specified edge profile option wraps around all edges except the end with sharp corners, which is capped with 1mm thick edgeband.

- ◀ Specified Edge Option
- △ Standard 1mm Square Edgeband

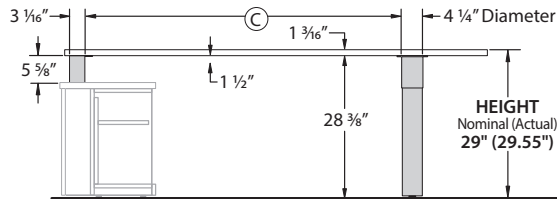


Dimensions

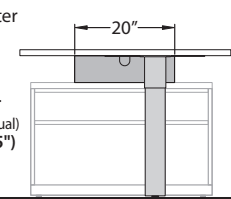
Top View



Front View



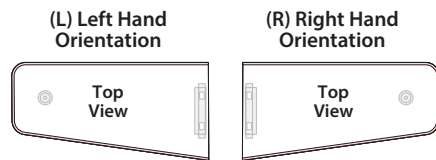
Side View



Glides provide 1/2" of vertical adjustment for leveling

Orientation Options

- Wedge shaped tops may be specified with left or right handed orientations.



Depth (Actual)	TOP			BASE		
	Width (Actual)	A	B	C	D	
42"	60"	30"	15"	9"	44 3/4"	
	66"	30"	15"	10 1/2"	49 1/4"	
	72"	30"	15"	12"	53 3/4"	
	78"	30"	15"	13 1/2"	58 3/4"	
	84"	30"	15"	15"	62 3/4"	
48"	60"	36"	18"	9"	44 3/4"	
	66"	36"	18"	10 1/2"	49 1/4"	
	72"	36"	18"	12"	53 3/4"	
	78"	36"	18"	13 1/2"	58 3/4"	
	84"	36"	18"	15"	62 3/4"	

Product Details – Masters Series

Attached Storage

Masters Series offers attached storage options used for constructing furniture components such as Returns, Credenzas, and storage banks.

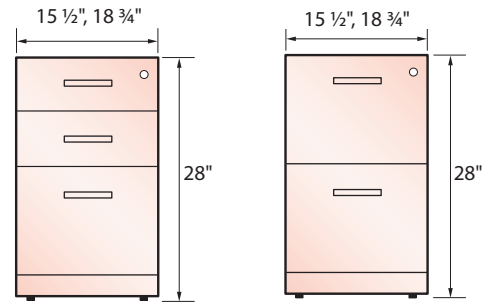
- Pedestals: letter-width and legal-width
- Lateral Files: 30" (762mm) and 36" (914mm) wide
- Two-High Open Storage Unit: 30" (762mm) and 36" (914mm) wide
- Two-High Storage Unit with Doors: 30" (762mm) and 36" (914mm) wide

Pedestals

- Available in either 15 1/2" (394mm) letter-width or 18 3/4" (476mm) legal-width with File/File or Box/Box/File drawer configuration.
- Separately specified Return Top, Common Storage Top, or Credenza Top is 1 3/16" (30mm) thick.
- Specification of an optional back panel, increases the depth of Lateral File by 3/4" (19mm).
- Levelers have an adjustment capability of 2" (51mm)

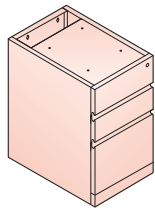
Pedestal Dimensions

	PEDESTAL DEPTH	PEDESTAL DEPTH (FINISHED BACK)	WORKSURFACE DEPTH
Letter Width	18" (457mm)	18 3/4" (476mm)	19" (483mm)
	23" (584mm)	23 3/4" (603mm)	24" (610mm)
	29" (737mm)	29 3/4" (756mm)	30" (762mm)
Legal Width	18" (457mm)	18 3/4" (476mm)	19" (483mm)
	23" (584mm)	23 3/4" (603mm)	24" (610mm)

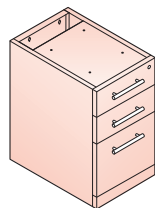


- Notes**
- Overall nominal height of 28" includes levelers adjusted all the way in.
 - One lock standard per Pedestal.

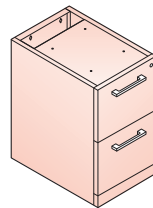
Pull Options



Box/Box/File Pedestal With Finger Pull (Wood Group B Only)

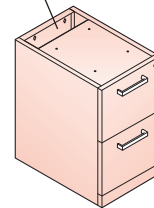


Box/Box/File Pedestal With Bar Pull



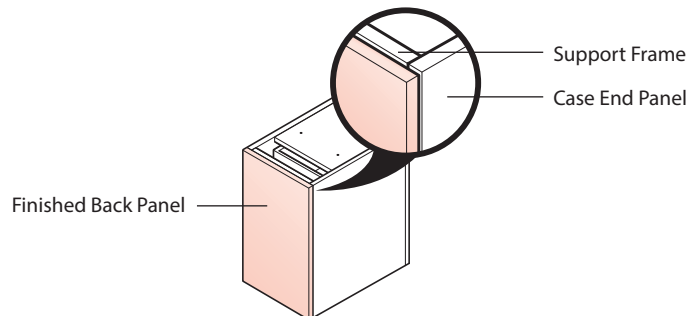
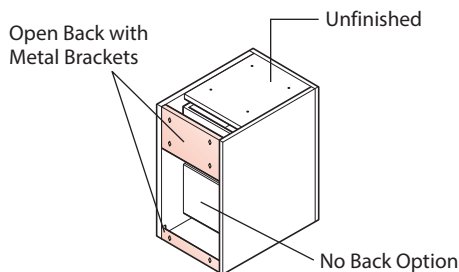
File/File Pedestal With Linear Pull

Horizontal Wireway



File/File Pedestal With Classic Pull

Finished Back Option



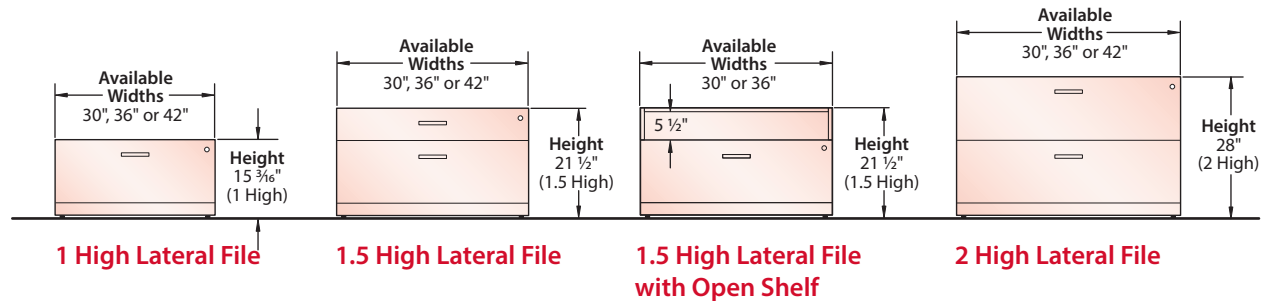
- Tip** A pedestal without finished back will be 3/4" (19mm) less than the depth of the top. When visible, a finished back or full overlay modesty panel (used when creating modular credenza or storage unit) is recommended. See Planning Modular Components for additional information.

Product Details – Masters Series

Attached Lateral Files

Masters Series offers Attached Lateral Files that are designed to be combined with other attached storage units, for use in constructing Returns, Credenzas, and storage banks.

- Available with either 30", 36" or 42" widths, with File, File/File and Box/File configurations.
- Separately specified Return Top, Common Storage Top, or Credenza Top is 13/16" (30mm) thick.
- Specification of an optional back panel, increases the depth of Lateral File by 3/4" (19mm).
- Glides provide 2" (51mm) of vertical adjustment for leveling.

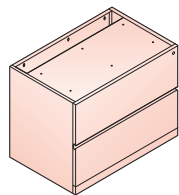


Lateral File Dimensions

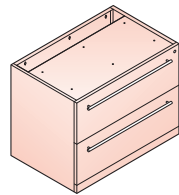
LATERAL FILE WIDTH	LATERAL FILE DEPTH	LATERAL FILE DEPTH (WITH FINISHED BACK)	WORKSURFACE DEPTH
30" (762mm) Wide	18" (457mm)	18 3/4" (476mm)	19" (483mm)
	23" (584mm)	23 3/4" (603mm)	24" (610mm)
36" (914mm) Wide	18" (457mm)	18 3/4" (476mm)	19" (483mm)
	23" (584mm)	23 3/4" (603mm)	24" (610mm)
42" (762mm) Wide	18" (457mm)	18 3/4" (476mm)	19" (483mm)
	23" (584mm)	23 3/4" (603mm)	24" (610mm)

- Notes**
- 1.5H Lateral File with Open Shelf is not available with 42" Width.
 - Nominal height includes levelers adjusted all the way in.
 - One lock standard per Lateral File.
 - See Masters Series Price List for additional Lateral File information.

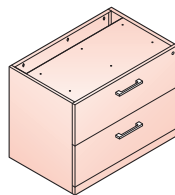
Pull Options



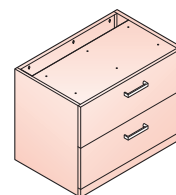
(F) Finger Pull Option
(Wood Group B Only)



(B) Bar Pull Option

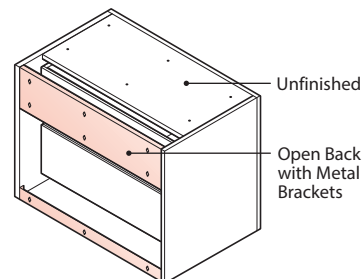


(8) Linear Pull Option

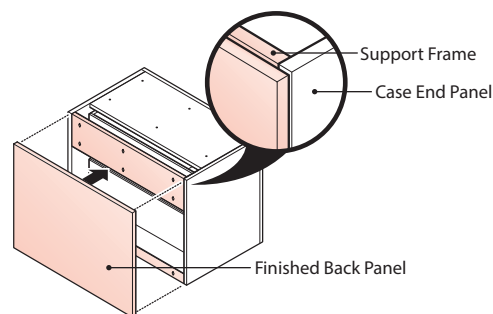


(9) Classic Pull Option

Finished Back Option



(N) No Back Option



(Y) Finished Back Option

Tip A Storage Unit without finished back will be 1" (25.4mm) less than the depth of the top. When visible, a finished back is recommended to fill the gap.

Product Details – Masters Series

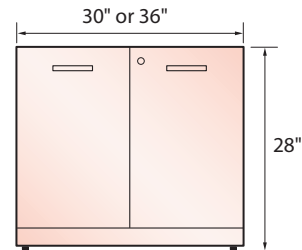
2H Storage Unit: Open and with Doors

Two-high Storage Units provide shelf storage for the Masters Series workstation.

- Available in either 30" (762mm) or 36" (914mm) width.
- Separately specified Return Top, Common Storage Top, or Credenza Top is 13/16" (30mm) thick.
- Specification of an optional back panel increases the depth of the Storage Unit by 3/4" (19mm).
- Levelers have an adjustment capability of 2" (51mm).

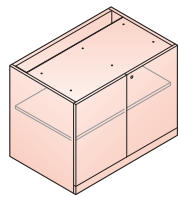
2H Storage Units Dimensions

	STORAGE UNIT DEPTH	PEDESTAL DEPTH (FINISHED BACK)	WORKSURFACE DEPTH
30" (762mm) Wide	18" (457mm)	18¾" (476mm)	19" (483mm)
	23" (584mm)	23¾" (603mm)	24" (610mm)
36" (914mm) Wide	18" (457mm)	18¾" (476mm)	19" (483mm)
	23" (584mm)	23¾" (603mm)	24" (610mm)

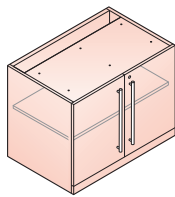


- Notes**
- Overall nominal height of 28" includes levelers adjusted all the way in.
 - Lock on Storage Unit with Doors is optional.

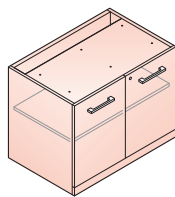
Pull Options



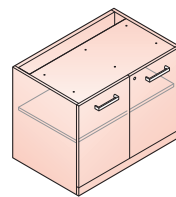
With Finger Pull (touch latch)



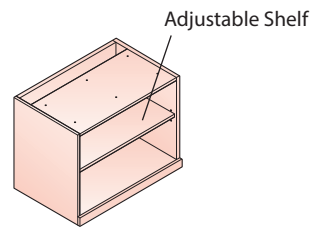
With Bar Pull



With Linear Pull

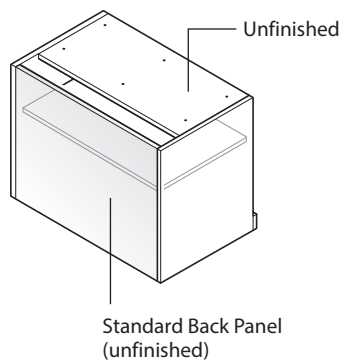


With Classic Pull

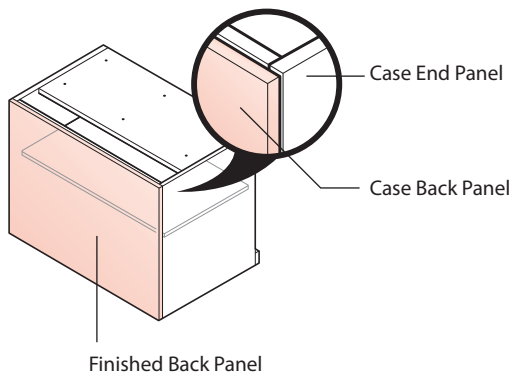


Open Storage Unit

Finished Back Option



Standard Back Panel (unfinished)



Finished Back Panel

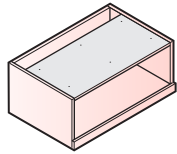
- Tip** A Storage Unit without finished back will be 3/4" (19mm) less than the depth of the top. When visible, a finished back or full overlay modesty panel (used when creating modular credenza or storage unit) is recommended. See Planning Modular Components for additional information.

Product Details – Masters Series

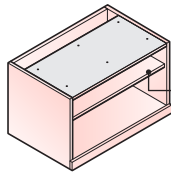
Attached Open Storage Unit

Masters Series offers Attached Open Storage Units that are designed to be combined with other attached storage units, for use in constructing Returns, Credenzas, and storage banks.

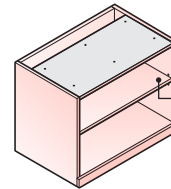
- Includes an unfinished top which requires a separately specified Credenza Top, Common Storage Top or Return Top. Tops will increase the height of the Storage Units by 1 3/16".
- Includes Adjustable Glides which provide 2" of vertical adjustment for leveling.
- May be specified with an optional back panel, which will increase the depth of the Storage Units by 3/4".



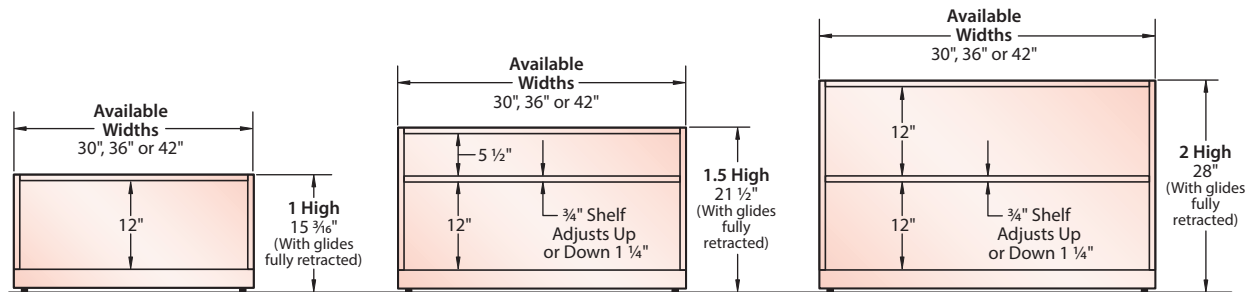
1H Open Storage Unit
(42" Width not available with Paint finish)



1.5H Open Storage Unit
(1.5 High is not available with Paint Finish)



2H Open Storage Unit
(42" Width not available with Paint finish)

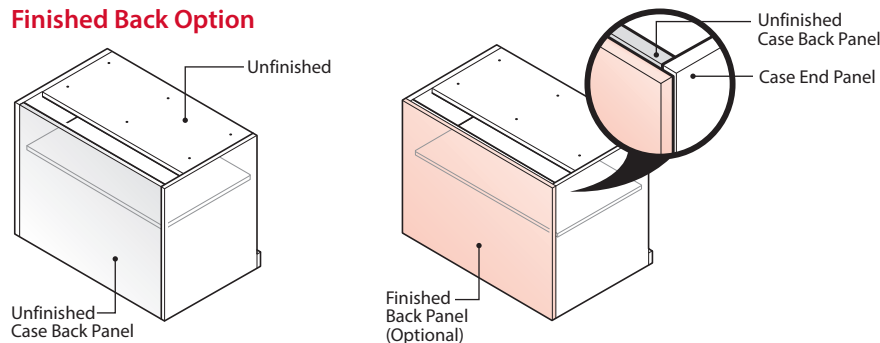


Open Storage Unit Dimensions

STORAGE UNIT WIDTH	STORAGE UNIT DEPTH	STORAGE UNIT DEPTH (WITH FINISHED BACK)	WORKSURFACE DEPTH
30" (762mm) Wide	18" (457mm)	18 3/4" (476mm)	19" (483mm)
	23" (584mm)	23 3/4" (603mm)	24" (610mm)
36" (914mm) Wide	18" (457mm)	18 3/4" (476mm)	19" (483mm)
	23" (584mm)	23 3/4" (603mm)	24" (610mm)
42" (762mm) Wide	18" (457mm)	18 3/4" (476mm)	19" (483mm)
	23" (584mm)	23 3/4" (603mm)	24" (610mm)

- Notes**
- Nominal height of 28" includes levelers adjusted all the way in.
 - One lock standard per Lateral File.
 - See Masters Series Price List for additional Lateral File information.

Finished Back Option



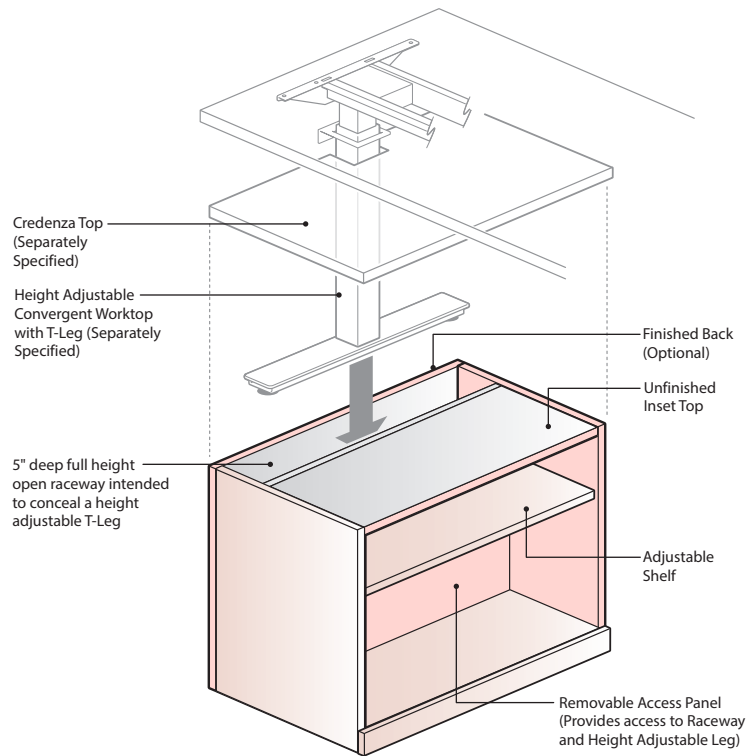
Tip A Storage Unit without finished back will be 1" (25.4mm) less than the depth of the top. When visible, a finished back is recommended to fill the gap.

Product Details – Masters Series

Attached Storage for use with Convergent Worktop – 1.5H Open Storage Unit

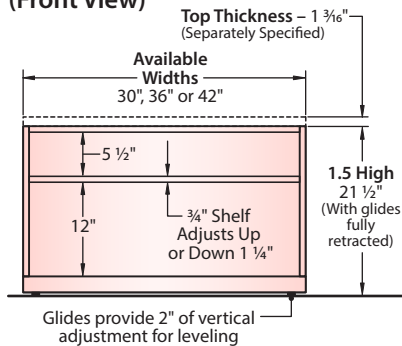
Designed for applications using a Height Adjustable Convergent Worktops. The Storage Unit may also be combined with other attached storage units, for creating Returns, Credenzas, and Storage Banks.

- Includes case, adjustable shelves and glides.
- The back of unit includes a full height open raceway intended to conceal the T-Leg of a Height Adjustable Convergent Worktop.
- Includes an unfinished top which requires a separately specified Credenza Top. Tops will increase the height of the Storage Unit by $1\frac{3}{16}$ ".
- Includes a $\frac{3}{4}$ " thick adjustable shelf that may be adjusted up or down $1\frac{1}{4}$ ".
- Includes Glides which provide 2" of vertical adjustment for leveling.
- May be specified with an optional finished back, which will increase the depth of the Storage Unit by $\frac{3}{4}$ ".

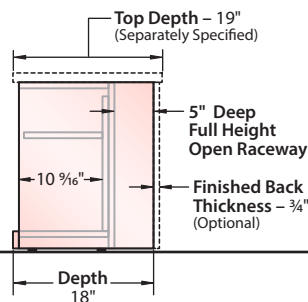


Dimensions

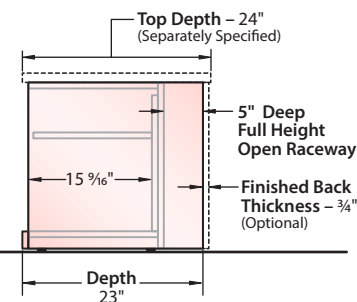
(Front View)



(Side View) Letter Depth Option



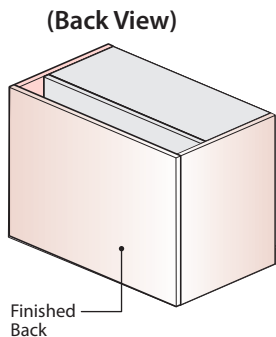
(Side View) Legal Depth Option



Finished Back Options

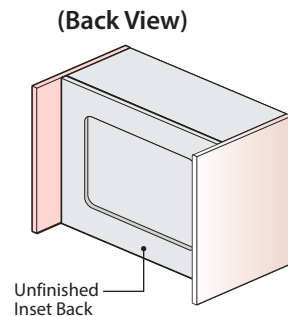
With Back Option (Finished)

- Includes a finished back to enclose the back of the Storage Unit.
- Specify for applications where the back of the Storage Unit is visible.
- Finished Back adds $\frac{3}{4}$ " to the depth of the case.



No Back Option (Unfinished)

- Includes an open unfinished back.
- Specify for applications where the back of the Storage Unit will not be visible (against a wall).



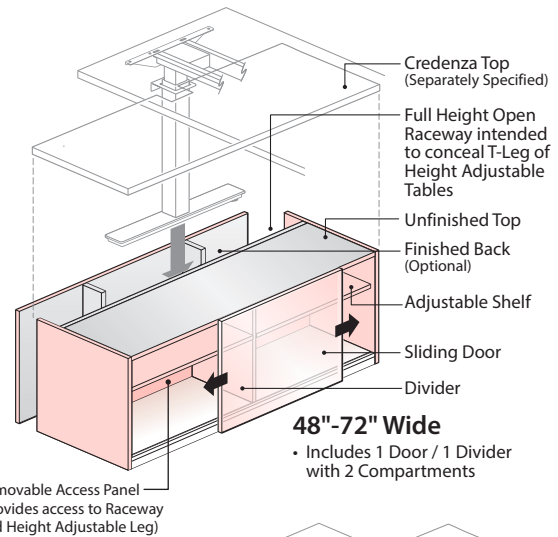
Tip A Storage Unit without finished back will be 1" (25.4mm) less than the depth of the top. When visible, a finished back is recommended to fill the gap.

Product Details – Masters Series

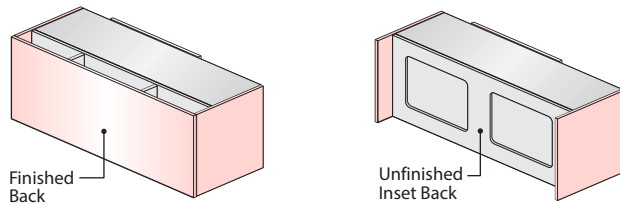
1.5H Attached Sliding Door Storage Unit for use with Convergent Worktop

Designed for applications using a Height Adjustable Convergent Worktop. The storage unit may also be combined with other attached storage units, for creating Returns, Credenzas, and Storage Banks.

- Includes case, sliding door(s), divider(s), adjustable shelves and glides.
- The back of unit includes a full height open raceway intended to conceal the T-Leg of a Height Adjustable Convergent Worktop.
- The inset top of the unit is unfinished and requires a separately specified Credenza Top (the separately specified top will increase the height of the storage unit by $1\frac{3}{16}$ ").
- Each compartment includes a $\frac{3}{4}$ " thick adjustable shelf that may be adjusted up or down $1\frac{1}{4}$ ".
- Glides provide 2" of adjustment for leveling.



Finished Back Options (Back Views)



With Back Option (Finished)

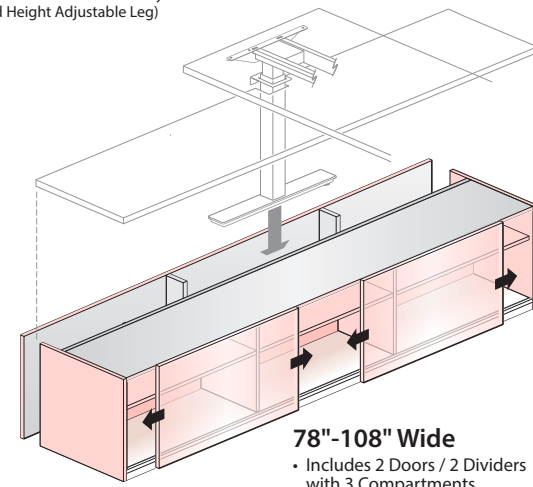
- Includes a finished back to enclose the back.
- Specify for applications where the back of the storage unit is visible.
- Finished Back adds $\frac{3}{4}$ " to the depth of the case.

No Back Option (Unfinished)

- Includes an open unfinished back.
- Specify for applications where the back of the storage unit will not be visible (against a wall).

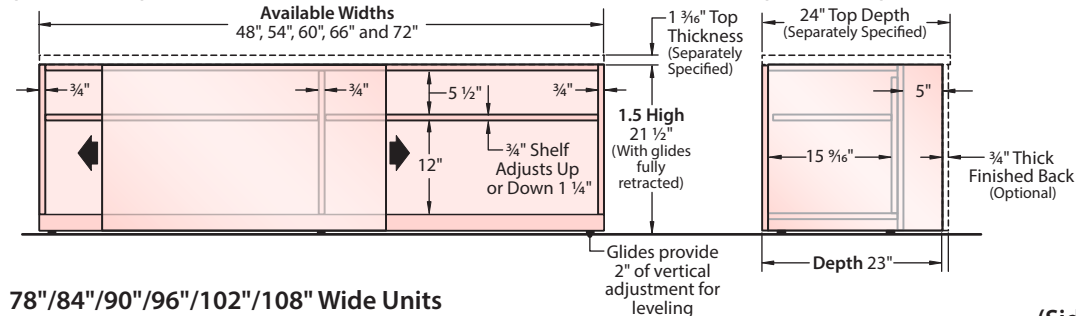
Notes

- The Finished Back includes vertical supports which may be relocated in the field to accommodate the location of the height adjustable T-Leg.
- A storage unit without finished back will be 1" (25.4mm) less than the depth of the top. When visible, a finished back is recommended to fill the gap.

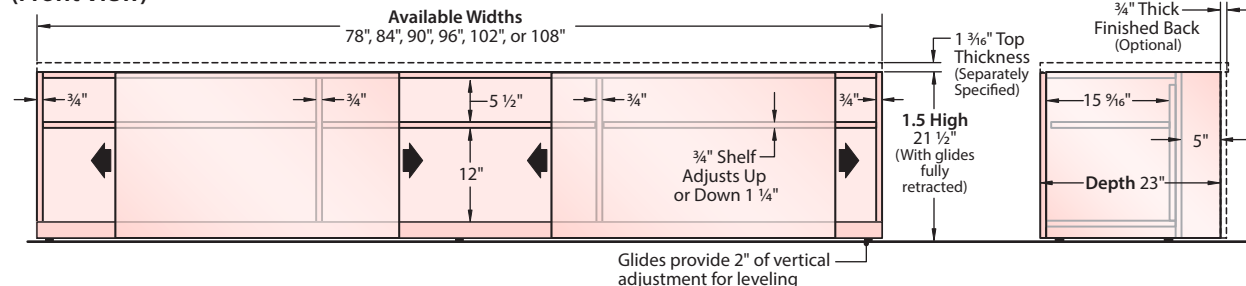


Dimensions and Configurations

48"/54"/60"/66"/72" Wide Units (Front View)



78"/84"/90"/96"/102"/108" Wide Units (Front View)

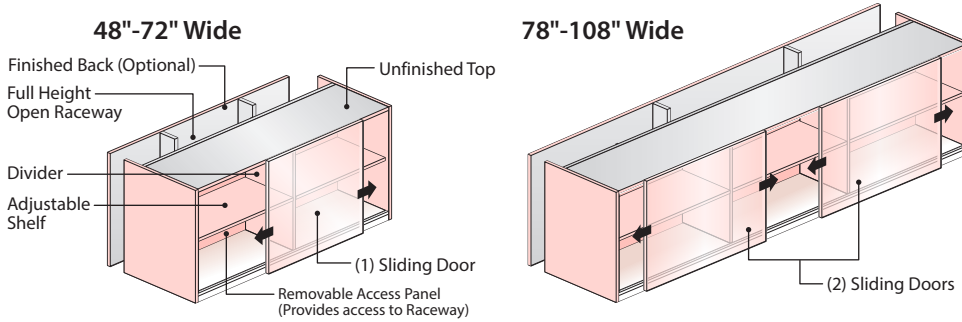


Product Details – Masters Series

2H Attached Sliding Door Storage Unit – 23" Deep

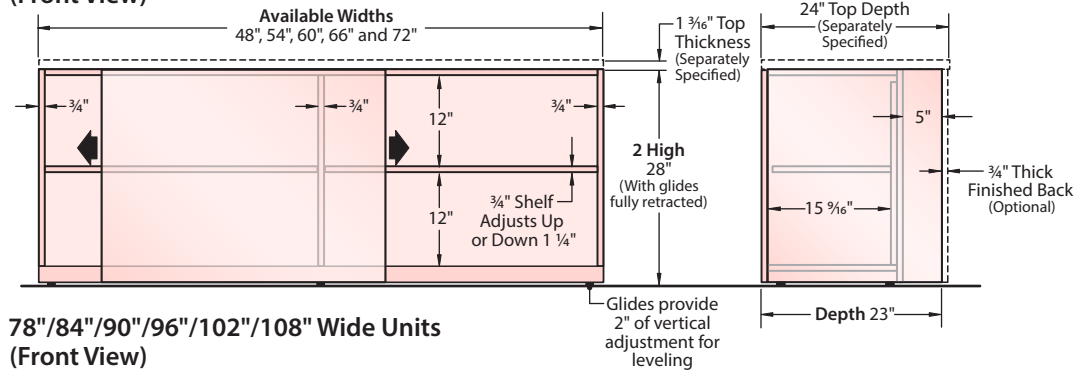
Designed to be combined with attached storage units, for creating Returns, Credenzas, and Storage Banks.

- The top of the unit is unfinished and requires a separately specified Credenza Top (the separately specified top will increase the height of the storage unit by 1 3/16").
- Includes 3/4" thick adjustable shelves that may be adjusted up or down 1 1/4".
- Glides provide 2" of adjustment for vertical leveling.
- May be specified with an optional full finished back, which will increase the finished depth of the storage unit by 3/4".
- Back of storage unit includes a 5" open raceway for wire management.

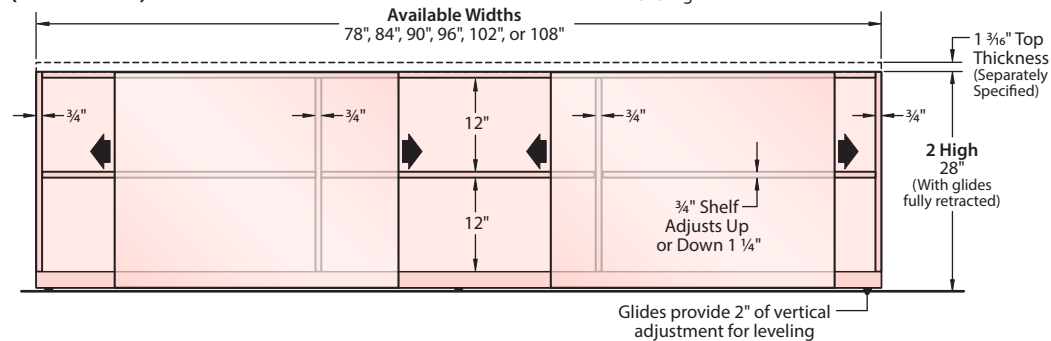


Dimensions and Configurations

48"/54"/60"/66"/72" Wide Units (Front View)



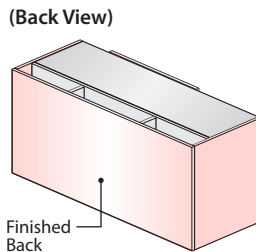
78"/84"/90"/96"/102"/108" Wide Units (Front View)



Finished Back Options

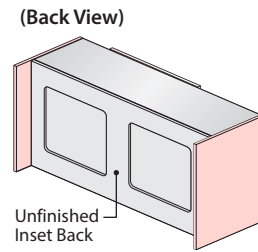
With Back Option (Finished)

- Includes a finished back to enclose the back of the storage unit.
- Specify for applications where the back of the storage unit is visible.
- Finished Back adds 3/4" to the depth of the case.



No Back Option (Unfinished)

- Includes an inset unfinished back.
- Specify for applications where the back of the storage units will not be visible (against a wall).



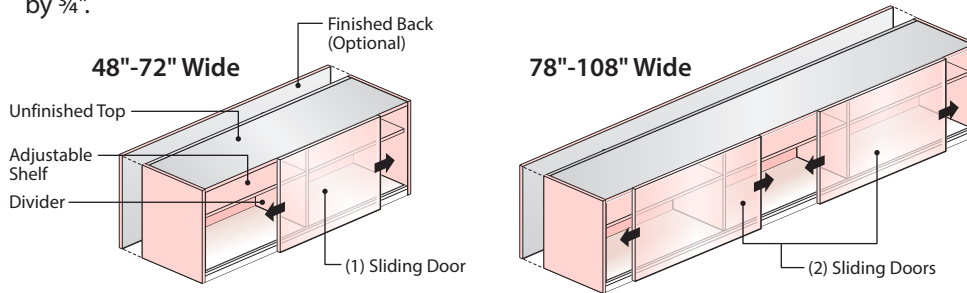
Tip A storage unit without finished back will be 1" (25.4mm) less than the depth of the top. When visible, a finished back is recommended to fill the gap.

Product Details – Masters Series

1.5H Attached Sliding Door Storage Unit – 18" Deep

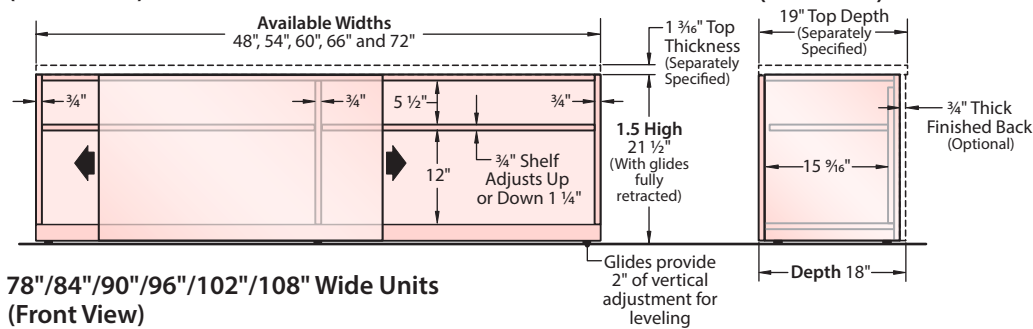
Designed to be combined with attached storage units, for creating Returns, Credenzas, and Storage Banks.

- The top of the unit is unfinished and requires a separately specified Credenza Top (the separately specified top will increase the height of the storage unit by $1\frac{3}{16}$ ").
- Includes $\frac{3}{4}$ " thick adjustable shelves that may be adjusted up or down $1\frac{1}{4}$ ".
- Glides provide 2" of adjustment for vertical leveling.
- May be specified with an optional full finished back, which will increase the finished depth of the storage Unit by $\frac{3}{4}$ ".

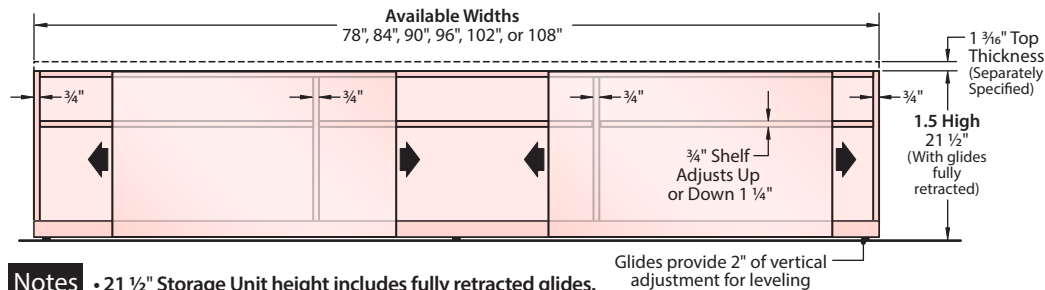


Dimensions and Configurations

48"/54"/60"/66"/72" Wide Units (Front View)



78"/84"/90"/96"/102"/108" Wide Units (Front View)

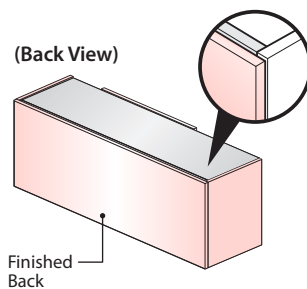


Notes • 21 1/2" Storage Unit height includes fully retracted glides.

Finished Back Options

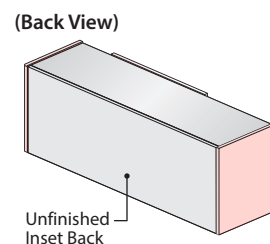
With Back Option (Finished)

- Includes a finished back to enclose the back of the Storage Unit.
- Specify for applications where the back of the storage unit is visible.
- Finished Back adds $\frac{3}{4}$ " to the depth of the case.



No Back Option (Unfinished)

- Includes an open unfinished back.
- Specify for applications where the back of the Storage Unit will not be visible (against a wall).



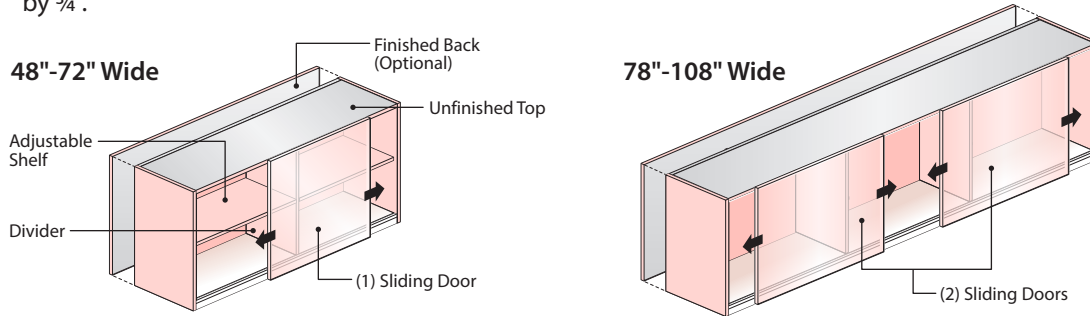
Tip A storage unit without finished back will be 1" (25.4mm) less than the depth of the top. When visible, a finished back is recommended to fill the gap.

Product Details – Masters Series

2H Attached Sliding Door Storage Unit - 18" Deep

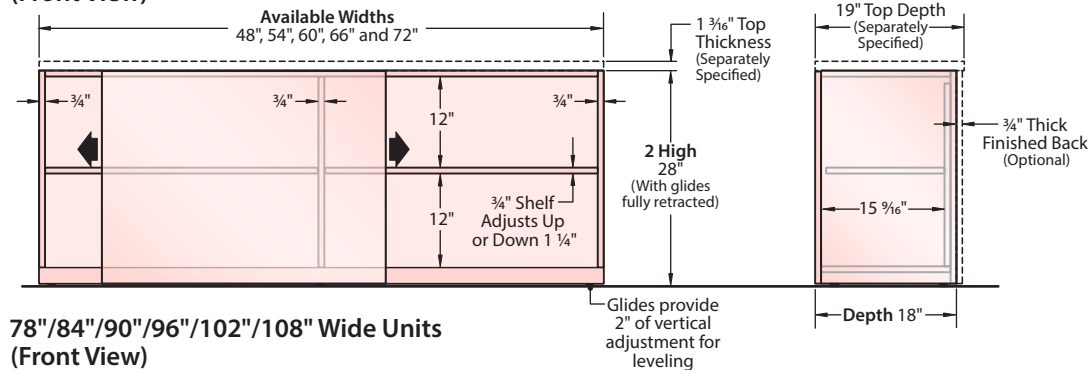
Designed to be combined with attached storage units, for creating Returns, Credenzas, and Storage Banks.

- The top of the unit is unfinished and requires a separately specified Credenza Top (the separately specified top will increase the height of the storage unit by 1 3/16").
- Includes 3/4" thick adjustable shelves that may be adjusted up or down 1 1/4".
- Glides provide 2" of adjustment for vertical leveling.
- May be specified with an optional full finished back, which will increase the finished depth of the storage unit by 3/4".

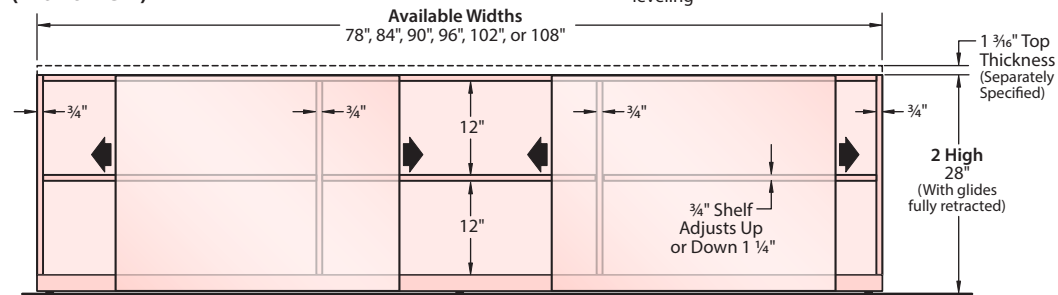


Dimensions and Configurations

48"/54"/60"/66"/72" Wide Units (Front View)



78"/84"/90"/96"/102"/108" Wide Units (Front View)

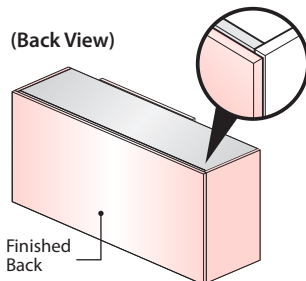


Notes • 28" storage unit height includes fully retracted glides. Glides provide 2" of vertical adjustment for leveling.

Finished Back Options

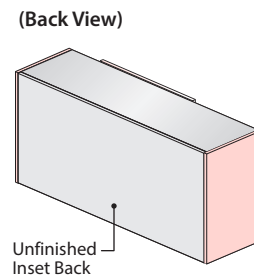
With Back Option (Finished)

- Includes a finished back to enclose the back of the storage unit.
- Specify for applications where the back of the storage unit is visible.
- Finished Back adds 3/4" to the depth of the case.



No Back Option (Unfinished)

- Includes an open unfinished back.
- Specify for applications where the back of the storage unit will not be visible (against a wall).



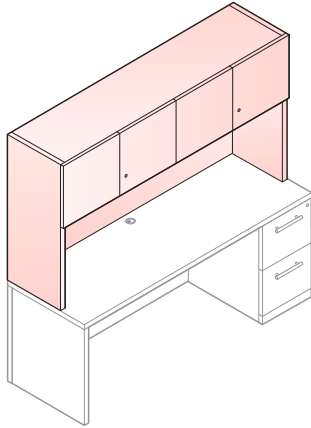
Tip A storage unit without finished back will be 1" (25.4mm) less than the depth of the top. When visible, a finished back is recommended to fill the gap.

Product Details – Masters Series

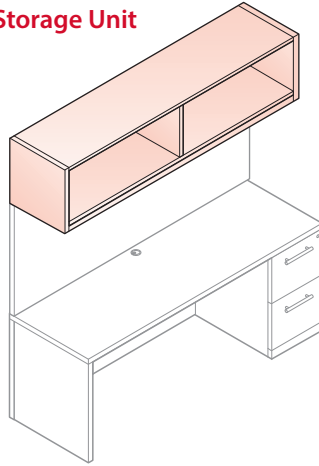
Upper Storage Overview

Masters Series features three types of overhead storage: Vertical Storage Units, Overhead Storage Units (wall mounted) and Open Sided Shelves. All are available in 1H or 2H configurations and may be specified letter depth or legal depth (designed to accept legal or Redweld files). Separately specified fabric Tackboards or fabric Tackboards with Slat Rail complete the functionality of Vertical Storage Units and Overhead Storage Units.

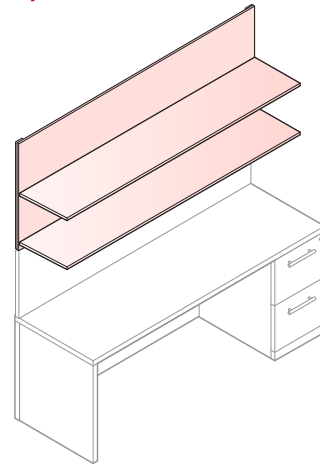
Vertical Storage Unit



Overhead Storage Unit



Open Sided Shelf



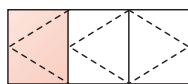
Door Front Options

(For Vertical Storage Units or Overhead Storage Units)

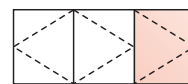
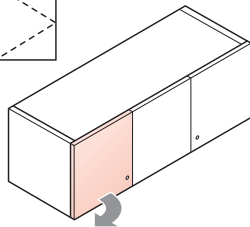
- No Doors
- Hinged Doors
- Glass Hinged Doors
- Sliding Door
- Glass Sliding Door

Door Swing Orientation (Vertical Storage Unit and Overhead Storage Unit only)

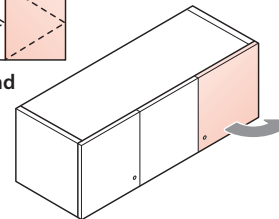
- 42", 48" and 52" wide Vertical Storage and Overhead Storage Units have three doors and are handed.
- Orientation is determined by the location of the single door.
- As shown below, when the overhead is specified with a left-hand single door swing orientation, the single door is located to the left, and to the right when specified with a right-hand single door swing orientation.



(L) Left Hand



(R) Right Hand



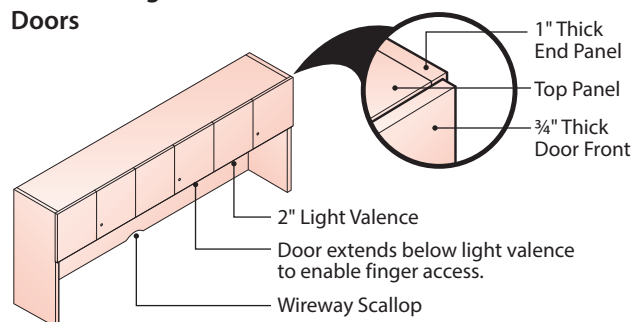
Product Details – Masters Series

Vertical Storage Units

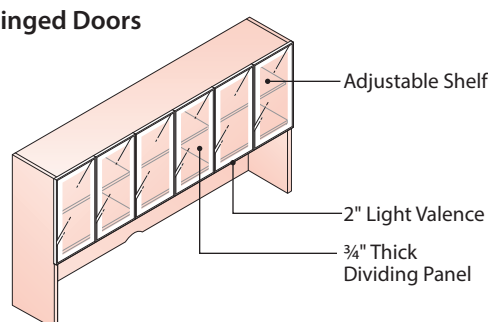
- End Panels are supported on lower Masters Series furniture components.
- The number of sections and doors per unit varies depending on the style (door front option) and width selected (refer to charts on following pages).
- Locks are available as an option on units with wood hinged doors only. Glass hinged doors are all sliding doors are non-locking.
- The number of sections and doors per unit varies depending on the style (with or without doors) and width selected (refer to charts on following pages).
- Locks are available as an option on units with solid doors only. Glass and sliding doors are non-locking.
- A wireway is located in the bottom center of the back panel.
- 23 ¾" (594mm) clearance between top of worksurface and bottom of light valence.
- One-high option aligns with five-high storage units and two-high option aligns with six-high storage units.

Vertical Storage Unit Configurations

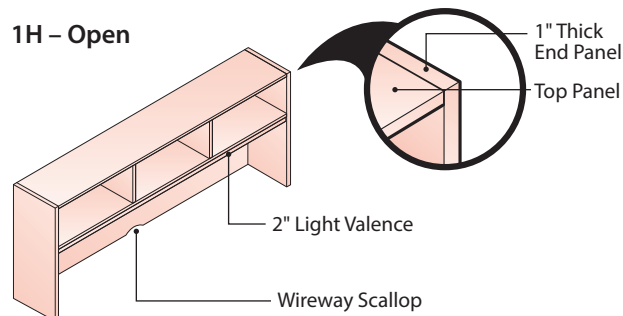
1H with Hinged Doors



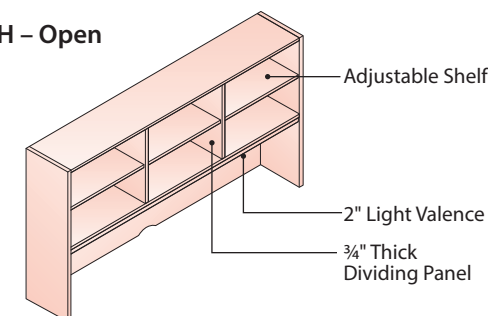
2H with Glass Hinged Doors



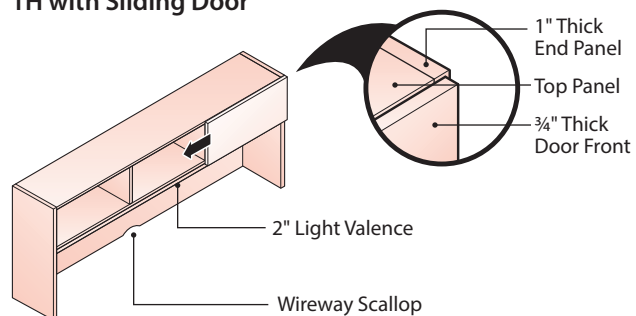
1H – Open



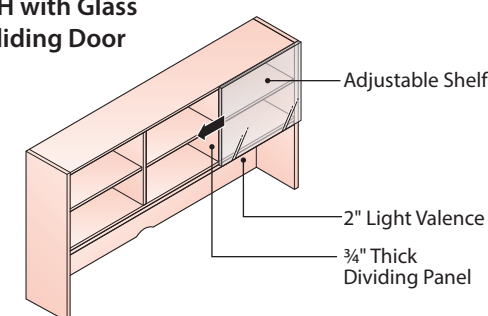
2H – Open



1H with Sliding Door



2H with Glass Sliding Door



Notes

- Designed primarily to be stacked on Credenzas or other storage units of equal width, although some exceptions do exist. See Vertical Storage Unit Support Guidelines for additional information.
- Task light cord is routed behind tackboard and through wireway scallop.
- Vertical Storage Units with Sliding Door include internally mounted top and bottom sliding door track with bumpers at each end.
- Two-high Vertical Storage Units have a ¾" (19mm) thick adjustable shelf with 1¼" (32mm) adjustment range per section.

Tips

- Tackboards must be specified for all Vertical Storage Units.
- When planning, keep in mind that Vertical Storage Units are not designed for workstation configurations where unfinished back is visible.

Product Details – Masters Series

Upper Storage Options – Vertical Storage Units

Vertical Storage Unit Dimensions and Capacities

	OVERALL HEIGHT	INTERIOR HEIGHT	EXTERIOR DEPTH: LETTER	EXTERIOR DEPTH: LEGAL	INTERIOR DEPTH: LETTER	INTERIOR DEPTH: LEGAL
Closed One-High	39 7/8" (1013mm)	13" (330mm)	14 7/8" (378mm)	17 3/8" (441mm)	13 1/4" (336mm)	15 3/4" (400mm)
Open One-High	39 7/8" (1013mm)	13" (330mm)	14" (356mm)	16 1/2" (419mm)	13 1/4" (336mm)	15 3/4" (400mm)
Closed Two-High	52 1/2" (1013mm)	25 5/8" (652mm)	14 7/8" (378mm)	17 3/8" (441mm)	13 1/4" (336mm)	15 3/4" (400mm)
Open Two-High	52 1/2" (1013mm)	25 5/8" (652mm)	14" (356mm)	16 1/2" (419mm)	13 1/4" (336mm)	15 3/4" (400mm)

Interior Widths: Vertical Storage Units (with Hinged Doors)

VSU WIDTH	# OF SECTION/DOORS	SECTION ONE WIDTH	SECTION TWO WIDTH	SECTION THREE WIDTH
30" (762mm)	1 Section/2 Doors	27 7/8" (707mm)		
36" (914mm)	1 Section/2 Doors	33 7/8" (860mm)		
42" (1067mm)	2 Sections/3 Doors	12 1/2" (319mm)	26 1/2" (674mm)	
48" (1219mm)	2 Sections/3 Doors	14 1/2" (370mm)	30 1/2" (776mm)	
54" (1372mm)	2 Sections/3 Doors	16 1/2" (421mm)	34 1/2" (876mm)	
60" (1524mm)	2 Sections/4 Doors	28 1/2" (724mm)	28 1/2" (724mm)	
66" (1676mm)	2 Sections/4 Doors	31 1/2" (800mm)	31 1/2" (800mm)	
72" (1829mm)	2 Sections/4 Doors	34 1/2" (876mm)	34 1/2" (876mm)	
78" (1981mm)	3 Sections/6 Doors	24 5/8" (627mm)	25" (636mm)	24 5/8" (627mm)
84" (2134mm)	3 Sections/6 Doors	26 5/8" (677mm)	27" (687mm)	26 5/8" (677mm)
90" (2286mm)	3 Sections/6 Doors	28 5/8" (728mm)	29" (738mm)	28 5/8" (728mm)
96" (2438mm)	3 Sections/6 Doors	30 5/8" (779mm)	31" (788mm)	30 5/8" (779mm)

- Notes**
- Interior widths are consistent for one-high and two-high vertical storage units.
 - Number of doors shown in chart are applicable to Vertical Storage Units with hinged doors only.

Interior Widths: Vertical Storage Units (Open)

VSU WIDTH	# OF SECTION/DOORS	SECTION ONE WIDTH	SECTION TWO WIDTH	SECTION THREE WIDTH
30" (762mm)	1 Section	27 7/8" (707mm)		
36" (914mm)	1 Section	33 7/8" (860mm)		
42" (1067mm)	2 Sections	19 1/2" (497mm)	19 1/2" (497mm)	
48" (1219mm)	2 Sections	22 1/2" (573mm)	22 1/2" (573mm)	
54" (1372mm)	2 Sections	25 1/2" (649mm)	25 1/2" (649mm)	
60" (1524mm)	2 Sections	28 1/2" (724mm)	28 1/2" (724mm)	
66" (1676mm)	2 Sections	31 1/2" (800mm)	31 1/2" (800mm)	
72" (1829mm)	2 Sections	34 1/2" (876mm)	34 1/2" (876mm)	
78" (1981mm)	3 Sections	24 5/8" (627mm)	25" (636mm)	24 5/8" (627mm)
84" (2134mm)	3 Sections	26 5/8" (677mm)	27" (687mm)	26 5/8" (677mm)
90" (2286mm)	3 Sections	28 5/8" (728mm)	29" (738mm)	28 5/8" (728mm)
96" (2438mm)	3 Sections	30 5/8" (779mm)	31" (788mm)	30 5/8" (779mm)

- Note**
- Interior widths are consistent for one-high and two-high vertical storage units.

Interior Widths: Vertical Storage Units (with Sliding Doors)

VSU WIDTH	# OF SECTION/DOORS	SECTION ONE WIDTH	SECTION TWO WIDTH	SECTION THREE WIDTH
30" (762mm)	1 Section/ 1 Door	13 1/4" (335mm)	13 1/4" (335mm)	
36" (914mm)	1 Section/1 Door	16 1/4" (411mm)	16 1/4" (411mm)	
42" (1067mm)	2 Sections/1 Door	19 1/2" (497mm)	19 1/2" (497mm)	
48" (1219mm)	2 Sections/1 Door	22 1/2" (572mm)	22 1/2" (572mm)	
54" (1372mm)	2 Sections/1 Door	25 1/2" (648mm)	25 1/2" (648mm)	
60" (1524mm)	2 Sections/1 Door	28 1/2" (724mm)	28 1/2" (724mm)	
66" (1676mm)	2 Sections/1 Door	31 1/2" (800mm)	31 1/2" (800mm)	
72" (1829mm)	2 Sections/1 Door	34 1/2" (876mm)	34 1/2" (876mm)	
78" (1981mm)	3 Sections/1 Door	24 5/8" (627mm)	25" (636mm)	24 5/8" (627mm)
84" (2134mm)	3 Sections/1 Door	26 5/8" (677mm)	27" (687mm)	26 5/8" (677mm)
90" (2286mm)	3 Sections/1 Door	28 5/8" (728mm)	29" (738mm)	28 5/8" (728mm)
96" (2438mm)	3 Sections/1 Door	30 5/8" (779mm)	31" (788mm)	30 5/8" (779mm)

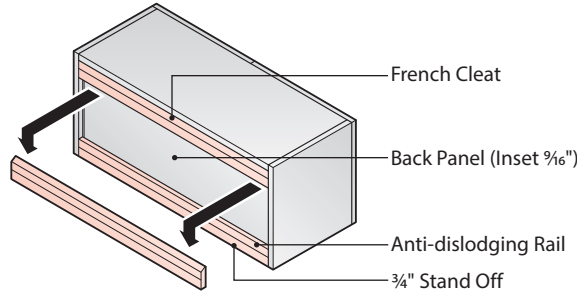
- Notes**
- Interior widths are consistent for one-high and two-high vertical storage units.
 - Number of doors shown in chart are applicable to Vertical Storage Units with sliding door only.

Product Details – Masters Series

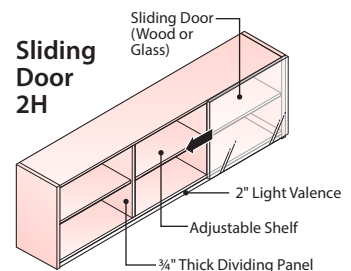
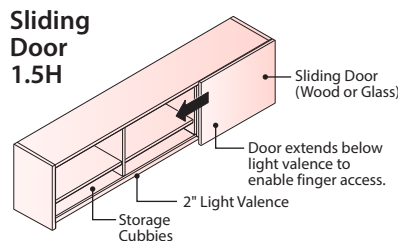
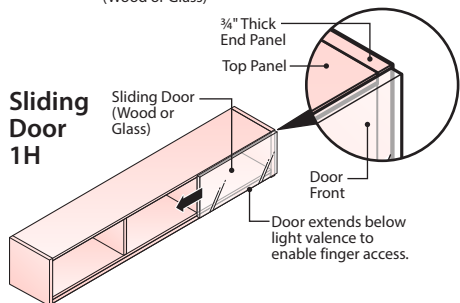
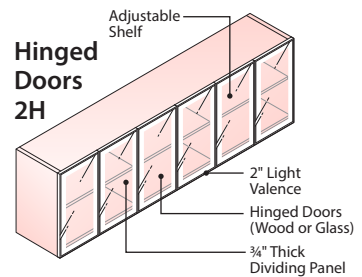
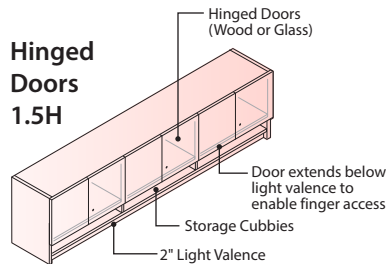
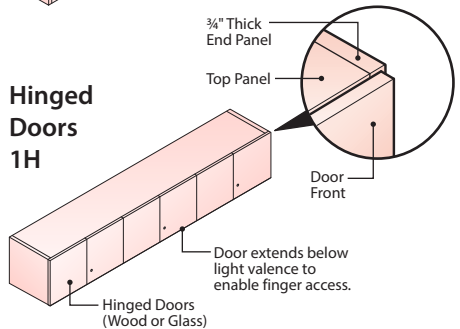
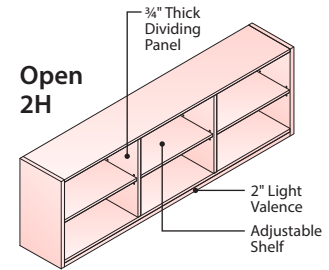
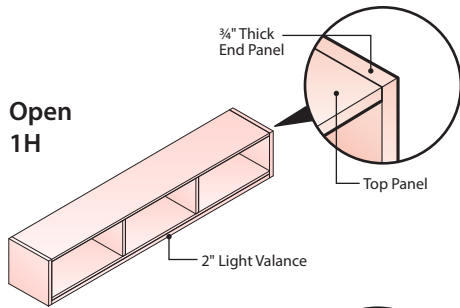
Overhead Storage Units

- Overhead Storage Units are wall mounted.
- The number of sections and doors per Overhead Storage Unit varies depending on the style (with or without doors) and width selected (refer to charts on following pages).
- Locks are available as an option on Overhead Storage Units with wood hinged doors only.
- As a standard, 1H Overhead Storage Units are mounted to align with five-high Storage Units and 2H Overhead Storage Units are mounted to align with six-high Storage Units.
- Anti-dislodging rail attaches to the wall and pilot holes locate screws for ensuring connection to wall.

Overhead Storage Unit is suspended on the wall with the use of an included French cleat and secured via an anti-dislodging rail. Wall fasteners are site-specific and not included with overhead.



Overhead Storage Unit Configurations



Tip Overhead Storage Units may be mounted to the wall at heights other than five-high or six-high if necessitated by design requirements.

- Notes**
- Anti-dislodging Rail is removed from the storage unit and secured to wall studs.
 - Screws are attached through the storage unit back to secure to Anti-dislodging Rail after hanging to wall.
 - Overhead Storage Units with Sliding Door include internally mounted top and bottom sliding door track with bumpers at each end.
 - 2H Vertical Storage Units have a 3/4" (19mm) thick adjustable shelf with 1 1/4" (32mm) adjustment range per section.

Product Details – Masters Series

Overhead Storage Units

Overhead Storage Unit Dimensions and Capacities

	OVERALL HEIGHT	INTERIOR HEIGHT	EXTERIOR DEPTH: LETTER	EXTERIOR DEPTH: LEGAL	INTERIOR DEPTH: LETTER	INTERIOR DEPTH: LEGAL
Closed One-High	16 ⁵ / ₁₆ " (421mm)	13" (330mm)	14 ⁷ / ₈ " (378mm)	17 ³ / ₈ " (441mm)	13 ¹ / ₄ " (336mm)	15 ³ / ₄ " (400mm)
Open One-High	16 ⁵ / ₁₆ " (421mm)	13" (330mm)	14" (356mm)	16 ¹ / ₂ " (419mm)	13 ¹ / ₄ " (336mm)	15 ³ / ₄ " (400mm)
Closed Two-High	29 ⁷ / ₈ " (740mm)	25 ⁵ / ₈ " (652mm)	14 ⁷ / ₈ " (378mm)	17 ³ / ₈ " (441mm)	13 ¹ / ₄ " (336mm)	15 ³ / ₄ " (400mm)
Open Two-High	29 ⁷ / ₈ " (740mm)	25 ⁵ / ₈ " (652mm)	14" (356mm)	16 ¹ / ₂ " (419mm)	13 ¹ / ₄ " (336mm)	15 ³ / ₄ " (400mm)

Interior Widths: Overhead Storage Units (with Hinged Doors)

OSU WIDTH	# OF SECTION/DOORS	SECTION ONE WIDTH	SECTION TWO WIDTH	SECTION THREE WIDTH
30" (762mm)	1 Section/2 Doors	28 ¹ / ₂ " (724mm)		
36" (914mm)	1 Section/2 Doors	34 ¹ / ₂ " (876mm)		
42" (1067mm)	2 Sections/3 Doors	12 ⁷ / ₈ " (327mm)	26 ⁷ / ₈ " (682mm)	
48" (1219mm)	2 Sections/3 Doors	14 ⁷ / ₈ " (378mm)	30 ⁷ / ₈ " (784mm)	
54" (1372mm)	2 Sections/3 Doors	16 ⁷ / ₈ " (429mm)	34 ⁷ / ₈ " (885mm)	
60" (1524mm)	2 Sections/4 Doors	28 ⁷ / ₈ " (733mm)	28 ⁷ / ₈ " (733mm)	
66" (1676mm)	2 Sections/4 Doors	31 ⁷ / ₈ " (809mm)	31 ⁷ / ₈ " (809mm)	
72" (1829mm)	2 Sections/4 Doors	34 ⁷ / ₈ " (886mm)	34 ⁷ / ₈ " (886mm)	
78" (1981mm)	3 Sections/6 Doors	24 ⁷ / ₈ " (632mm)	25 ¹ / ₄ " (641mm)	24 ⁷ / ₈ " (632mm)
84" (2134mm)	3 Sections/6 Doors	26 ⁷ / ₈ " (683mm)	27 ¹ / ₄ " (692mm)	26 ⁷ / ₈ " (683mm)
90" (2286mm)	3 Sections/6 Doors	28 ⁷ / ₈ " (734mm)	29 ¹ / ₄ " (743mm)	28 ⁷ / ₈ " (734mm)
96" (2438mm)	3 Sections/6 Doors	30 ⁷ / ₈ " (784mm)	31 ¹ / ₄ " (794mm)	30 ⁷ / ₈ " (784mm)

- Notes**
- Interior widths are consistent for one-high and two-high Vertical Storage Units.
 - Number of doors shown in chart are applicable to Vertical Storage Units with hinged doors only.

Interior Widths: Overhead Storage Units (Open)

OSU WIDTH	# OF SECTION/DOORS	SECTION ONE WIDTH	SECTION TWO WIDTH	SECTION THREE WIDTH
30" (762mm)	1 Section	28 ¹ / ₂ " (724mm)		
36" (914mm)	1 Section	34 ¹ / ₂ " (876mm)		
42" (1067mm)	2 Sections	19 ⁷ / ₈ " (505mm)	19 ⁷ / ₈ " (505mm)	
48" (1219mm)	2 Sections	22 ⁷ / ₈ " (581mm)	22 ⁷ / ₈ " (581mm)	
54" (1372mm)	2 Sections	25 ⁷ / ₈ " (657mm)	25 ⁷ / ₈ " (657mm)	
60" (1524mm)	2 Sections	28 ⁷ / ₈ " (733mm)	28 ⁷ / ₈ " (733mm)	
66" (1676mm)	2 Sections	31 ⁷ / ₈ " (809mm)	31 ⁷ / ₈ " (809mm)	
72" (1829mm)	2 Sections	34 ⁷ / ₈ " (886mm)	34 ⁷ / ₈ " (886mm)	
78" (1981mm)	3 Sections	24 ⁷ / ₈ " (632mm)	25 ¹ / ₄ " (641mm)	24 ⁷ / ₈ " (632mm)
84" (2134mm)	3 Sections	26 ⁷ / ₈ " (683mm)	27 ¹ / ₄ " (692mm)	26 ⁷ / ₈ " (683mm)
90" (2286mm)	3 Sections	28 ⁷ / ₈ " (734mm)	29 ¹ / ₄ " (743mm)	28 ⁷ / ₈ " (734mm)
96" (2438mm)	3 Sections	30 ⁷ / ₈ " (784mm)	31 ¹ / ₄ " (794mm)	30 ⁷ / ₈ " (784mm)

- Notes**
- Interior widths are consistent for one-high and two-high Vertical Storage Units.

Interior Widths: Overhead Storage Units (with Sliding Door)

OSU WIDTH	# OF SECTION/DOORS	SECTION ONE WIDTH	SECTION TWO WIDTH	SECTION THREE WIDTH
30" (762mm)	1 Section/1 Door	13 ¹ / ₂ " (343mm)	13 ¹ / ₂ " (343mm)	
36" (914mm)	1 Section/1 Door	16 ¹ / ₂ " (419mm)	16 ¹ / ₂ " (419mm)	
42" (1067mm)	2 Sections/1 Door	19 ⁷ / ₈ " (505mm)	19 ⁷ / ₈ " (505mm)	
48" (1219mm)	2 Sections/1 Door	22 ⁷ / ₈ " (581mm)	22 ⁷ / ₈ " (581mm)	
54" (1372mm)	2 Sections/1 Door	25 ⁷ / ₈ " (657mm)	25 ⁷ / ₈ " (657mm)	
60" (1524mm)	2 Sections/1 Door	28 ⁷ / ₈ " (733mm)	28 ⁷ / ₈ " (733mm)	
66" (1676mm)	2 Sections/1 Door	31 ⁷ / ₈ " (809mm)	31 ⁷ / ₈ " (809mm)	
72" (1829mm)	2 Sections/1 Door	34 ⁷ / ₈ " (886mm)	34 ⁷ / ₈ " (886mm)	
78" (1981mm)	3 Sections/1 Door	24 ⁷ / ₈ " (632mm)	25 ¹ / ₄ " (641mm)	24 ⁷ / ₈ " (632mm)
84" (2134mm)	3 Sections/1 Door	26 ⁷ / ₈ " (683mm)	27 ¹ / ₄ " (692mm)	26 ⁷ / ₈ " (683mm)
90" (2286mm)	3 Sections/1 Door	28 ⁷ / ₈ " (734mm)	29 ¹ / ₄ " (743mm)	28 ⁷ / ₈ " (734mm)
96" (2438mm)	3 Sections/1 Door	30 ⁷ / ₈ " (784mm)	31 ¹ / ₄ " (794mm)	30 ⁷ / ₈ " (784mm)

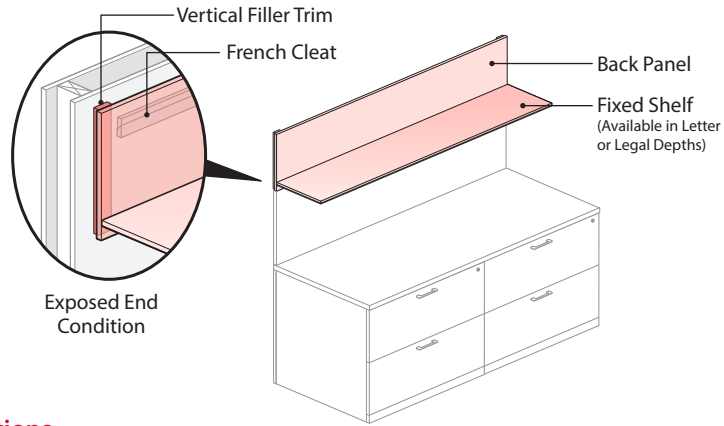
- Notes**
- Interior widths are consistent for one-high and two-high Vertical Storage Units.
 - Number of doors shown in chart are applicable to Vertical Storage Units with sliding door only.

Product Details – Masters Series

Open Sided Shelf

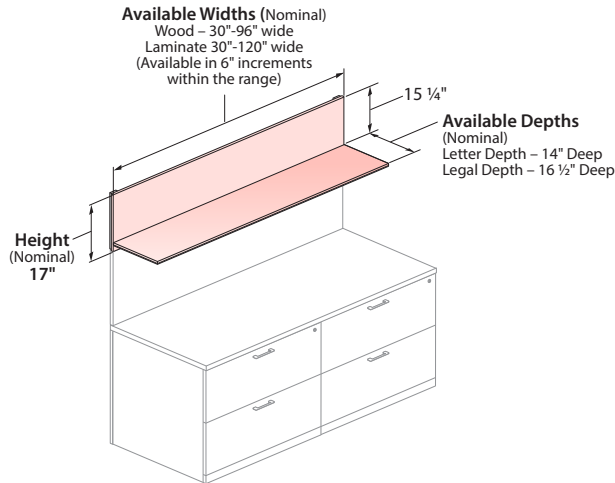
- The Open Sided Shelf is wall mounted.
- As a standard, 1H Overhead Storage Units are mounted to align with five-high Storage Units and 2H Overhead Storage Units are mounted to align with six-high Storage Units.
- Anti-dislodging rail attaches to the wall and pilot holes locate screws for ensuring connection to wall.
- The One High and Two High Open Sided Shelves include two appropriate height Vertical Filler Trim pieces.
- Vertical filler trim is installed for aesthetic reasons when the end of the Open Sided Shelf is exposed Filler trim is the same material as the shelf.
- The Open Sided Shelf does not include a light valence so task lights are not recommended for mounting under the shelf.

Open Sided Shelf is suspended on the wall with the use of an included French cleat and secured via an anti-dislodging rail. Wall fasteners are site-specific and not included with overhead.

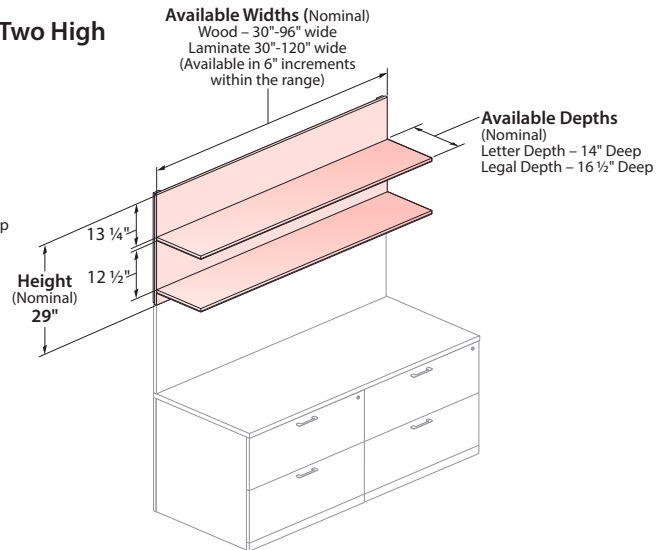


Open Sided Shelf Configurations

One High



Two High



Open Sided Shelves may be mounted at heights other than five-high or six-high if necessitated by design requirements.

Notes

- Anti-dislodging Rail is removed from the Shelf and secured to wall studs.
- Screws are attached through the storage unit back to secure to Anti-dislodging Rail after hanging to wall.
- Suggested weight load for letter depth shelves, is 2 lbs per linear inch. (Example: 54" wide shelf = 108 lbs)
- Suggested weight load for legal depth shelves is 3 lbs per linear inch. (Example: 54" wide shelf = 162 lbs)

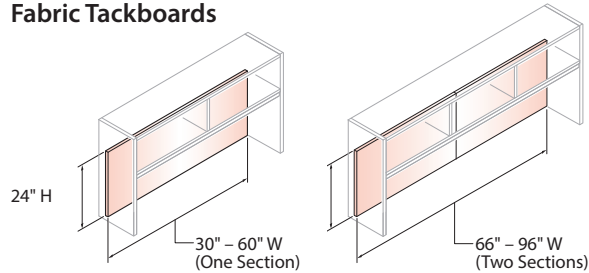
Product Details – Masters Series

Tackboards

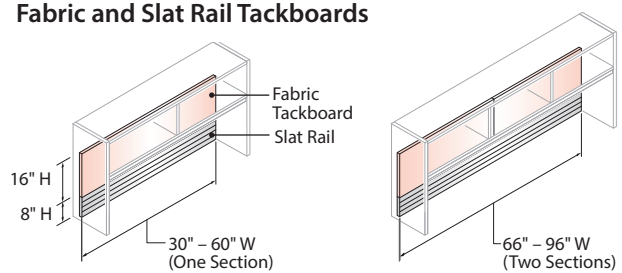
- Tackboards are $\frac{7}{8}$ " thick and are designed for use with Vertical Storage Units, Overhead Storage Units or Open Sided Shelf of an equal width.

Tackboards for Vertical Storage Units

Fabric Tackboards



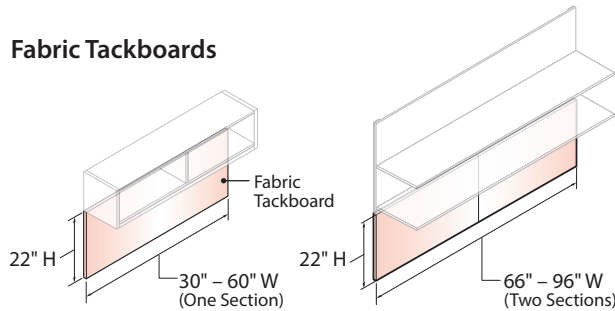
Fabric and Slat Rail Tackboards



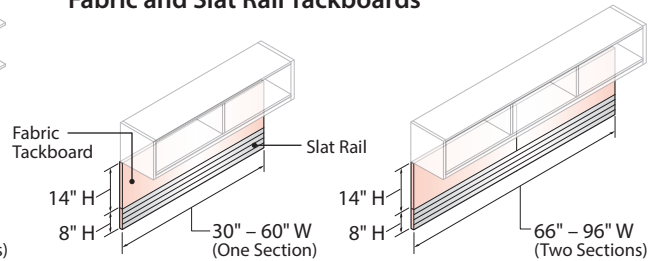
- Note**
- When task light is specified, the cord is routed behind tackboard and fed through a 1" (25mm) gap between the top of the tackboard and bottom of storage unit.
 - Fabric choice standard in directional rightway. Slat Rail is painted metal with specified trim color.

Tackboards for use with 1H or 2H Overhead Storage Units (or Open Sided Shelf)

Fabric Tackboards

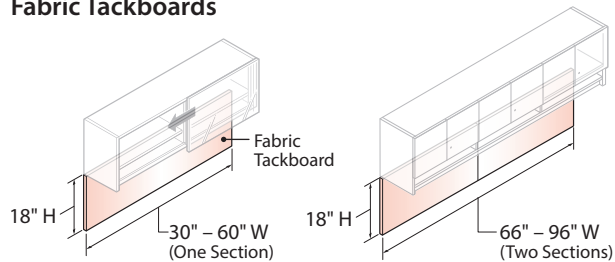


Fabric and Slat Rail Tackboards

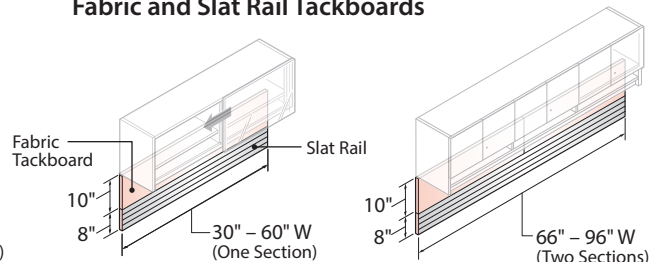


Tackboards for 1.5H Overhead Storage Units (only)

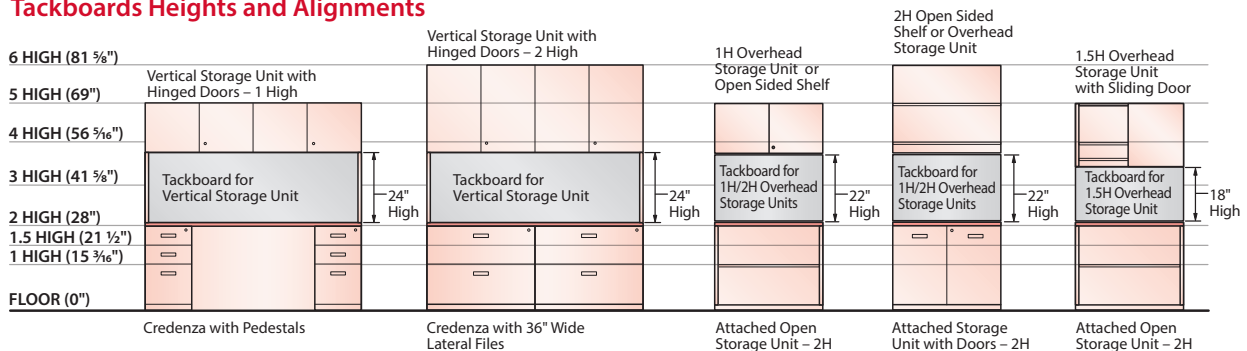
Fabric Tackboards



Fabric and Slat Rail Tackboards



Tackboards Heights and Alignments



Tips

- Tackboard selection is dependent on functional and aesthetic requirements of the workstation. The Slat Rail portion is 8" (203mm) high and accommodates a number of separately specified Jump Stuff accessories.
- Tackboards wider than 60" (1524mm) are constructed of two equal width segments. In the case of Tackboards with Slat Rail, the slat portion is a single segment for all widths.
- The Slat Rail portion is 8" (203mm) high in all cases, whether for Vertical or Overhead Storage Units.
- Tackboards for Vertical Storage Units are not interchangeable with Tackboards for Overhead Storage Units.

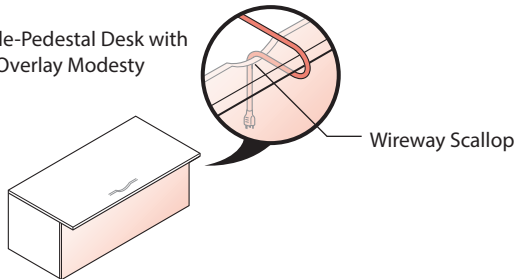
Product Details – Masters Series

Electrical and Wire Management

Numerous items in the Masters Series product line offer wire management functionality. Depending on the unit, wire management can take the form of Cutouts, Grommets, or in the case of attached lower storage such as Pedestals and Lateral Files, an integrated Horizontal Wireway.

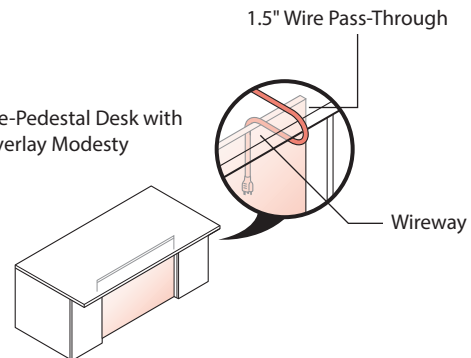
Single- and Double-Pedestal Desks

Single-Pedestal Desk with Full Overlay Modesty



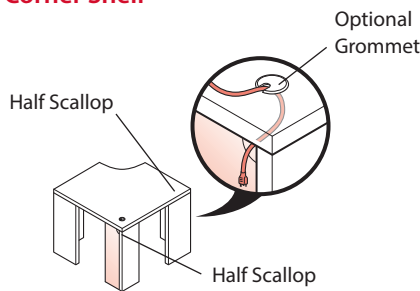
Single-Pedestal and Double-Pedestal Desks with full overlay Modesty, Desk Shells, and the T-Desk have a Wireway Scallop in the top center of the Modesty Panel.

Double-Pedestal Desk with Full Overlay Modesty



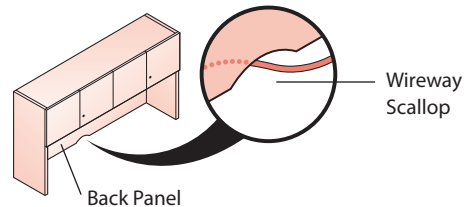
Single-Pedestal Desk with false Pedestal Modesty and Double-Pedestal Desk with inset Modesty have a 1½" (38mm) high full width Wireway at the top of the Modesty Panel.

Corner Shell



A Corner Shell has a Half Scallop located on the L-Panel closest to location of optional Grommet, allowing for easier wire management through the Grommet. The other two L-Panels also contain Half Scallops.

Vertical Storage Units



All Vertical Storage Units come standard with Wireway Scallops located at the bottom center of the back panel. Task Light cord feeds down behind Tackboard and through Wireway Scallop.

Tip Each of the Masters Series products shown above comes standard with wire management cutouts. They are not a separately specified option.

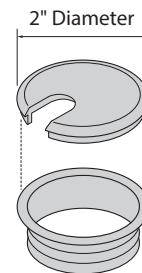
Note Tackboard not shown for illustration purposes.

Grommets

Grommets allow users to route power, data and communication cables through the worksurface top for access to power outlets. Standard Grommet size is 2" (51mm) in diameter. Grommet locations are determined by unit type.

Grommets are available as an option on the following items:

- Bridge
- Return with 30" Wide Lateral File
- Return Top
- Credenza with Pedestals
- Corner Shell
- Credenza with 30" wide Lateral Files and Kneespace
- Return with Pedestal



Available in black or satin nickel finish

Notes

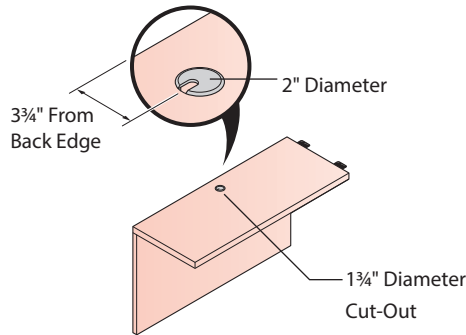
- Return with Pedestal, Return with 30" (762mm) wide Lateral File, and Credenzas applicable to Masters Series: Wood product only.
- Grommets may be specified separately for non-standard grommet locations as well as for Masters Series products (with worksurfaces) that do not have a grommet as a specifiable option (e.g. Single or Double Pedestal Desk).

Product Details – Masters Series

Electrical and Wire Management – Grommet Locations

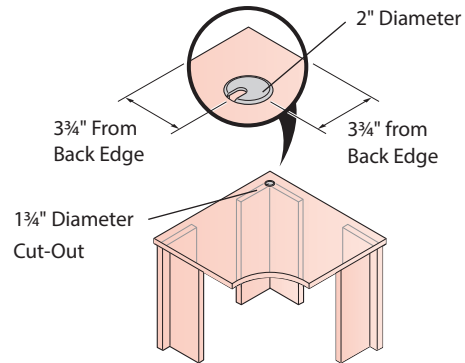
Bridge

Grommet is centered on Bridge and positioned $3\frac{3}{4}$ " (95mm) from the back edge of the top.



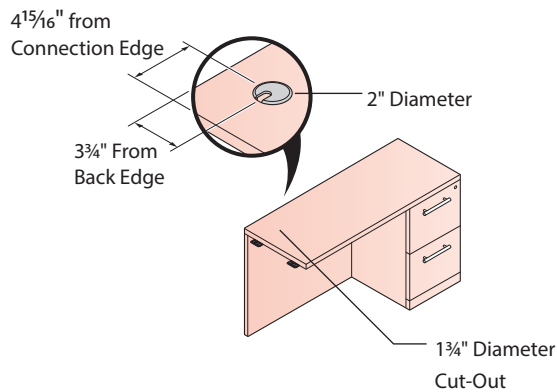
Corner Shell

Grommet is located at the back corner of the Corner Shell and is positioned $3\frac{3}{4}$ " (95mm) from both back edges.



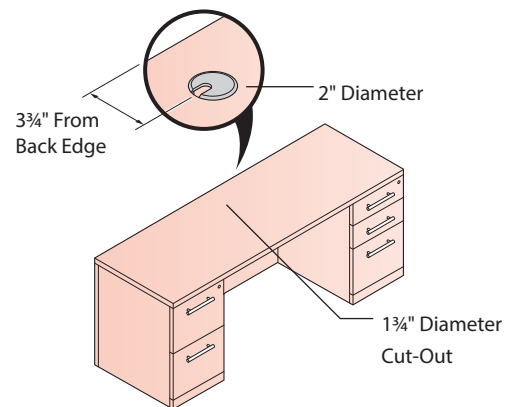
Returns

For all Returns and Return Tops, the grommet is located $4\frac{15}{16}$ " (125mm) from the connection edge and $3\frac{3}{4}$ " (95mm) from the back edge of the top.



Credenzas

For all pre-configured Kneespace Credenzas, the grommet is centered and positioned $3\frac{3}{4}$ " (95mm) from the back edge of the top.

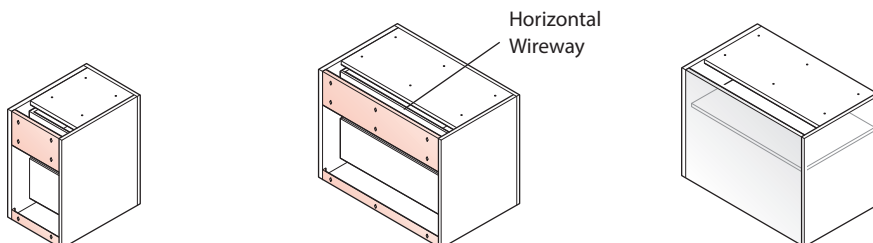


Tip If grommet is required for modular Credenza Top, it must be field installed.

Note Return with Pedestal, Return with 30" (762mm) wide Lateral File and Credenzas applicable to Masters Series: Wood product only.

Attached Storage Wire Management

Attached Pedestals, Lateral Files, Open Storage Units and Storage Units with doors have an integrated horizontal wireway for conditions where a grommet is placed above the storage. Cables are routed up through the horizontal wireway and to the grommet at the worksurface.



Attached Pedestal

Attached Lateral File

Attached Storage Units

Product Details – Masters Series

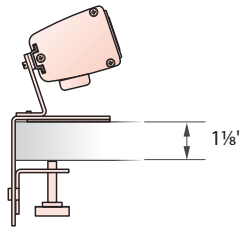
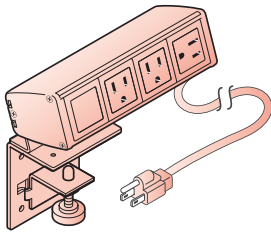
Electrical and Wire Management – Enhanced Power Module

An Enhanced Power Module provides additional electrical functionality to a Masters Series workstation. It provides three 15A outlets and a modular furniture telecommunications outlet opening in a housing that can be clamped to a worksurface in the following locations:

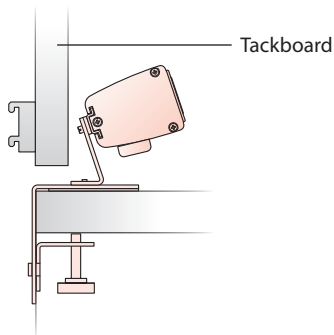
- Above a Worksurface
- Above a Worksurface in Conjunction with Tackboard
- Below a Worksurface
- To Storage Unit

Above a Worksurface

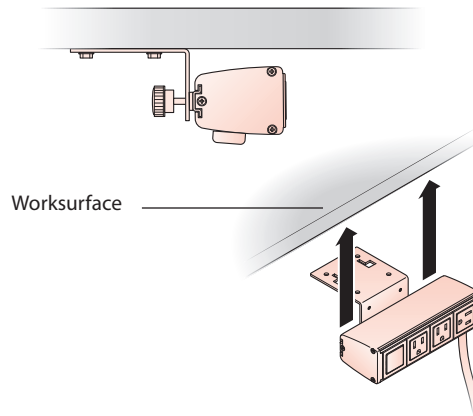
- Enhanced Power Module may be attached to a worksurface with a depth between 1½" (29mm) – 2" (51mm).



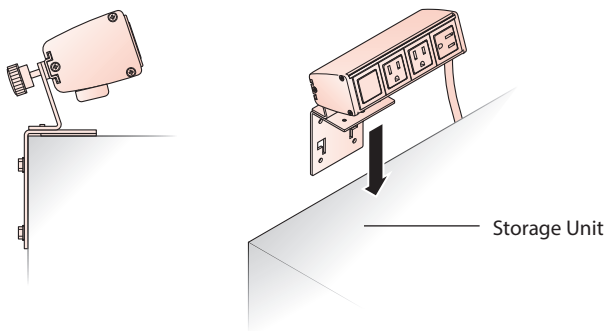
Above a Worksurface in Conjunction with Tackboard



Below a Worksurface



To Storage Unit

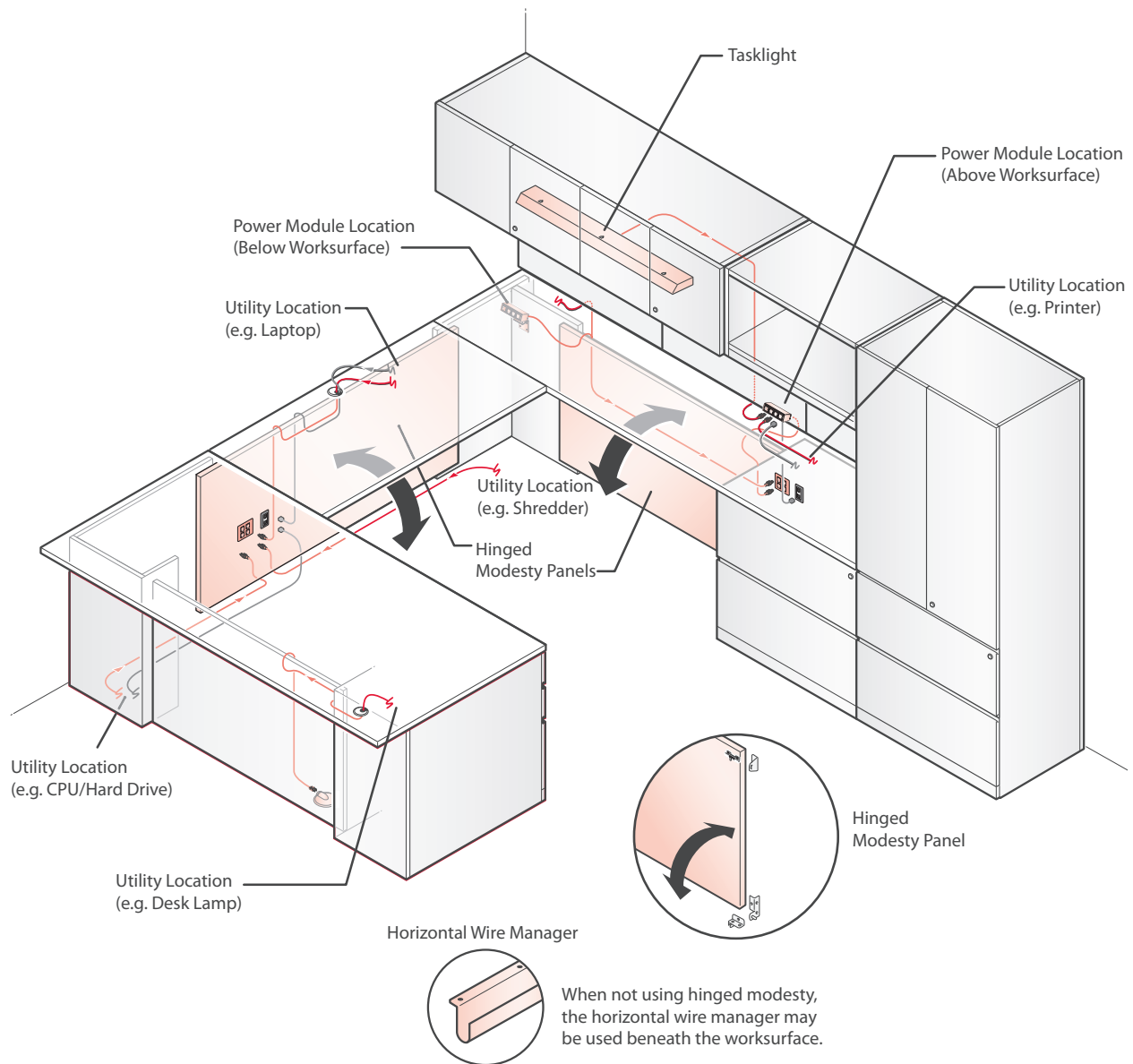


- Power cord plugs into a building receptacle outlet.
- Hardwired applications should be reviewed by local authorities (electrical inspector) prior to ordering.
- Enhanced Power Modules cannot be linked (daisy chained) together.
- Cord use should be reviewed by local authorities (electrical inspector) prior to ordering.

Product Details – Masters Series

Electrical and Wire Management – Workstations

Shown below are the numerous wire management options available for a Masters Series workstation. Hinged Modesty Panels (shown) allow for easy access to power and data should wire management requirements change.



When planning workstation layout, ensure that all electrical and data outlets are accessible

Notes

- Red cords indicate electrical and grey cords indicate data.
- Horizontal Wire Manager mounts beneath worksurface to seamlessly route cords throughout the workstation.
- Not all wire management options shown in application.

Product Details – Masters Series

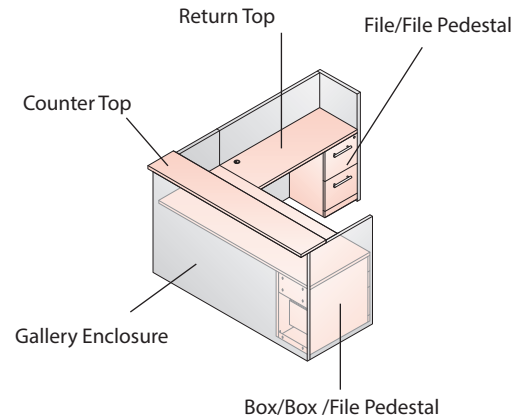
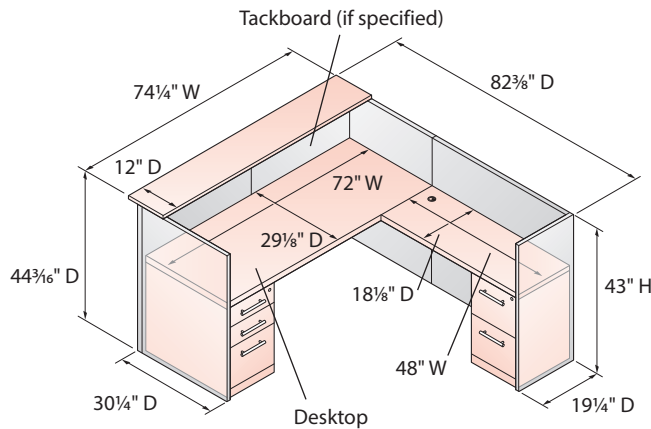
Reception Station Configurations

Masters Series offers two pre-configured reception station configurations:

- L-Shaped Reception Station
- U-Shaped Reception Station

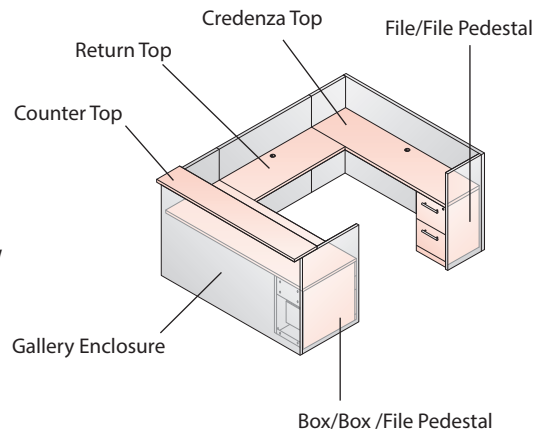
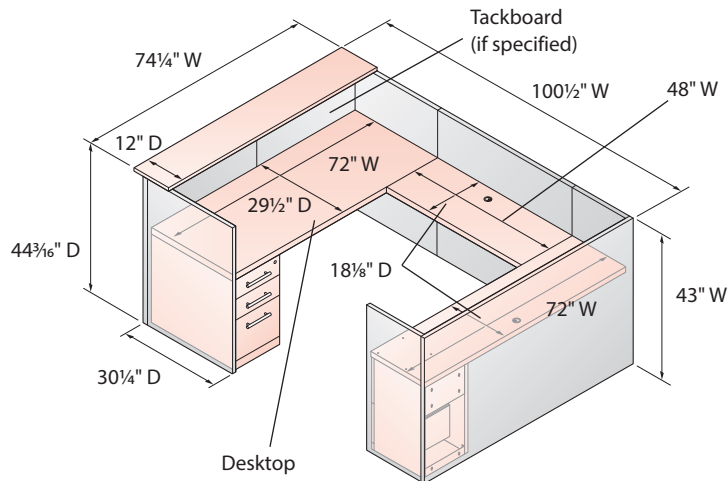
L-Shaped Reception Stations Include:

- Gallery Enclosure
- 72" (1829mm) wide x 29½" (740mm) deep Desk Top
- 48" (1219mm) wide x 18½" (460mm) deep Return Top
- 74¼" (1886mm) wide x 12" (305mm) deep Counter Top
- One Box/Box/File Letter-width Pedestal
- One File/File Letter-width Pedestal



U-Shaped Reception Stations Include:

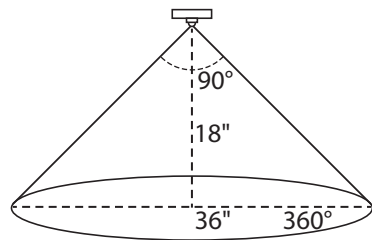
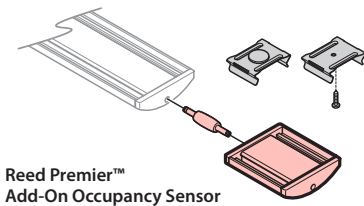
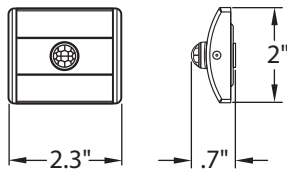
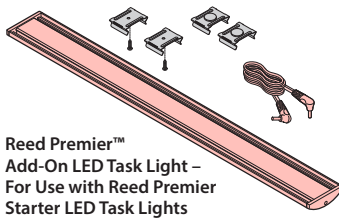
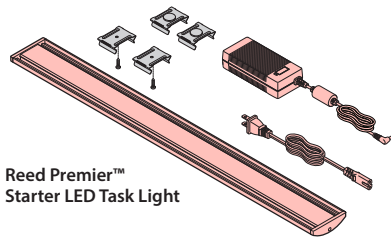
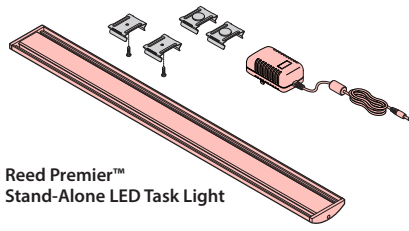
- Gallery Enclosure
- 72" (1829mm) wide x 29½" (740mm) deep Desk Top
- 48" (1219mm) wide x 18½" (460mm) deep Return Top
- 72" (1829mm) wide x 18½" (460mm) deep Credenza Top
- 74¼" (1886mm) wide x 12" (305mm) deep Counter Top
- One Box/Box/File Letter-width Pedestal
- One File/File Letter-width Pedestal



- All standard Masters Series drawer pulls and constructions (wood or black miterfold) are available for specification on Reception Stations.
- Handing is determined by the location of the Return while seated at the main worksurface. Both L-Shaped and U-Shaped Reception Stations shown above are right-hand configurations.
- Tackboards, if required must be specified separately.

Product Details – Masters Series

Reed Premier™ LED Task Light



Direction Range

- 360° lens view
- 90° outward detection angle
- 30" coverage diameter at 15"
- 36" coverage diameter at 18"

Reed Premier™ LED task lights can be mounted under laminate, wood or steel surfaces and come standard with both magnetic and screw mounting options. The lights switch allows for instant on and soft off with infinite dimming. LED task lights can be the same width or narrower than the supporting surface. Magnetic attachment allows the user to move and reposition light when needed.

LED Task Light Specs

Size	Actual Length	Wattage	Peak Output:	
			Lumens	Foot Candles
17"	16.4"	7.8	444	76
31"	30.1"	17.6	980	131
44"	43.7"	25.9	1412	148
58"	57.4"	33.6	1791	151

Rated Lifespan (LED): 50,000 hours Dimming: 100%-15%
 Color Temperature: 3500K Auto Turn Off: 10 Hours (+/- 15 minutes)
 Color Rendering Index: 84 ETL Listed

Daisy Chain

Add-On (Daisy Chain) LED Task Lights can be added to starter LED Task Lights to link multiple lights together. The total wattage of daisy chained lights is limited by the wattage of the power supply. Refer to the chart below to see all acceptable combinations of daisy chained lights.

Acceptable Daisy Chain Light Combinations


Daisy Chain Combinations	# of 17" Lights	# of 30" Lights	# of 44" Lights	# of 58" Lights
Combination 1	6	0	0	0
Combination 2	5	0	0	0
Combination 3	4	1	0	0
Combination 4	4	0	0	0
Combination 5	3	1	0	0
Combination 6	3	0	1	0
Combination 7	3	0	0	0
Combination 8	2	2	0	0
Combination 9	2	1	0	0
Combination 10	2	0	1	0
Combination 11	2	0	0	1
Combination 12	2	0	0	0
Combination 13	1	2	0	0
Combination 14	1	1	1	0
Combination 15	1	0	1	0
Combination 16	1	0	0	1
Combination 17	0	2	0	0
Combination 18	0	1	1	0
Combination 19	0	0	2	0

Reed Premier Occupancy Sensor

The Occupancy Sensor can be added to control single or multiple daisy chained Reed Premier LED Task Lights. The Occupancy Sensor is set to turn off after 30 minutes of no detection and will turn back on after detection.

Occupancy Sensor Mounting

The occupancy sensor connects to the task light with a 1" connector (shown) or daisy chain cords. The occupancy sensor comes standard with both magnetic and screw mounting options.



Power → Sensor → Connector → Fixture

***Cannot deviate from this sequence**

This page intentionally left blank.

Product Applications Masters Series

Product Applications – Masters Series

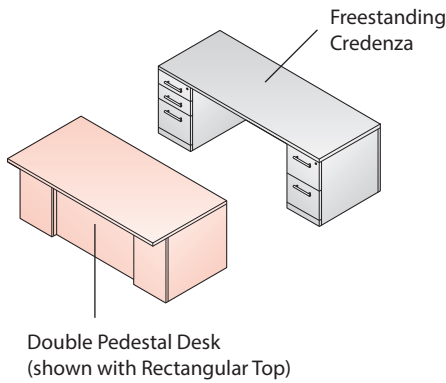
Worksurface Guidelines – Desks

Masters Series offers a wide variety of desking options that function and/or make connections to other components in the following ways depending on workspace requirements.

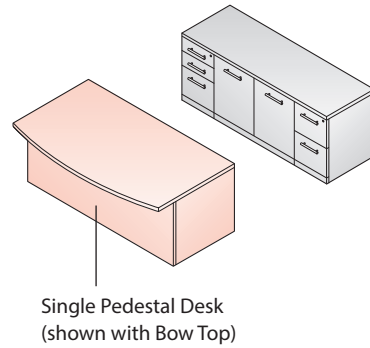
1. **Freestanding:** Stand-alone applications where desk is not connected to any other furniture components; Single Pedestal Desks, Double Pedestal Desks, Desk Shells.
2. **L-Shaped Workstation:** Single Pedestal Desk, Desk Shell, P-Top or D-Top Convergent connect to a Return or Return Top creating an L-Shaped configuration.
3. **U-Shaped Workstation:** Single Pedestal Desk, Desk Shell, P-Top or D-Top Convergent is used in conjunction with a Bridge and a Back Credenza creating a U-Shaped configuration. Corner Shells may also be used in conjunction with a Desk, Return Top and a modular Credenza Top (with attached storage) for a U-Shaped workstation.
4. **Workwall:** T-Desk, attached D-Top or P-Top Desk is connected to a Modular Credenza with kneespace for a Workwall application.

Freestanding Desk Applications

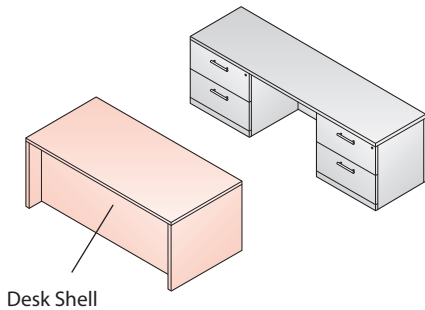
Double Pedestal Desk



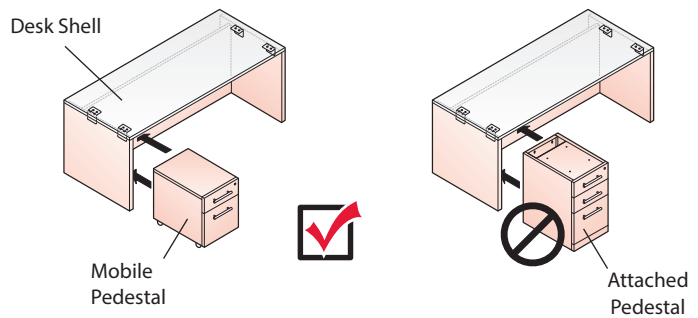
Single Pedestal Desk



Desk Shell



Attached Storage Units such as pedestals cannot be specified for use beneath a desk shell because the connection brackets between top and end panels interfere with correct placement. Mobile Pedestals may however be used.



- Double Pedestal Desks may ONLY be used in freestanding applications.
- Single Pedestal Desk and Desk Shell may be used in both freestanding applications and applications where connection to other Masters Series furniture components is required.

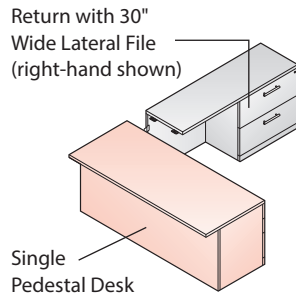
Product Applications – Masters Series

Worksurface Guidelines – L-Shaped Workstations

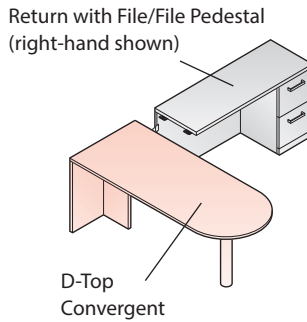
The Masters Series: product offering contains two pre-configured Returns:

- Return with Pedestal (File/File, letter width configuration)
- Return with 30" (762mm) wide Lateral File

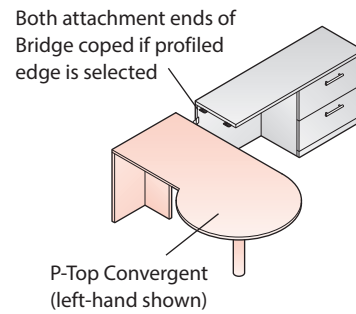
Desk Shell with Lateral File Return



D-Top with Pedestal Return



P-Top with Lateral File Return

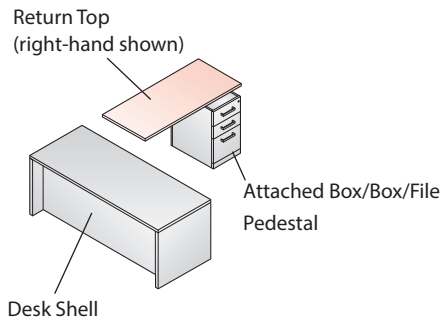


- Desk and Return must be specified with the same edge option, as adjoining edge on the Return is coped.
- D-Top and P-Top Convergents are not designed for use in freestanding applications.

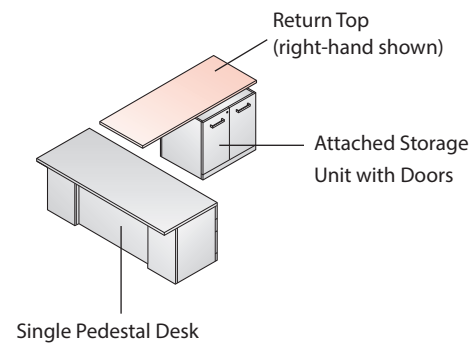
Connecting to a Return Top

Additional Return configurations are possible when using a Return Top with separately specified attached Storage Units.

Desk Shell with Return Top and Attached Pedestal



Desk with Return Top and Attached Storage Unit



- Return Top must be specified with a left-hand or right-hand coping orientation. Ensure that edge connecting to desk is coped.
- Handing of Return Top is determined by location of storage/support placement, not the location of coped edge.

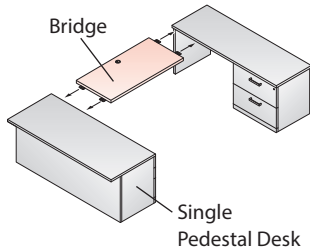
Notes

- A Return Top may also be used as a bridging surface between a Desk and a Corner Shell. See Masters Series Worksurface Guidelines — Corner Shell Application for more information.
- Attachment hardware is provided with Returns and Return Tops.

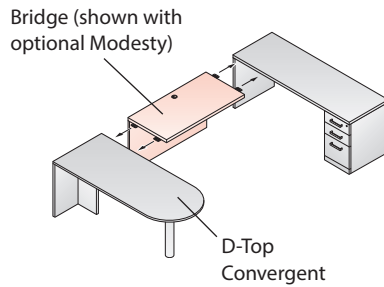
Product Applications – Masters Series

Worksurface Guidelines – U-Shaped Workstation Configurations

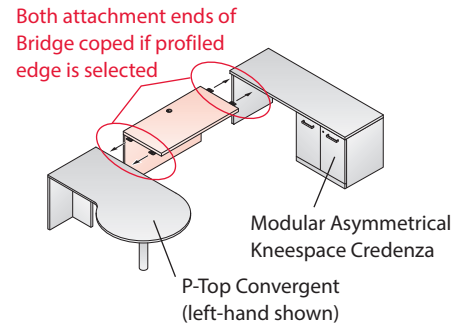
Single Pedestal Desk



D-Top Convergent



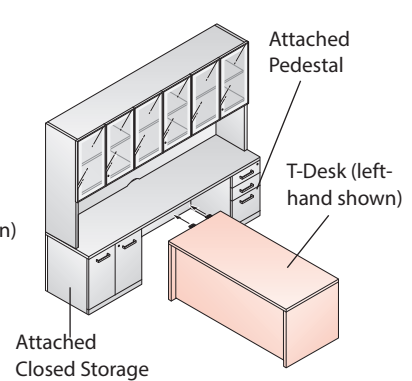
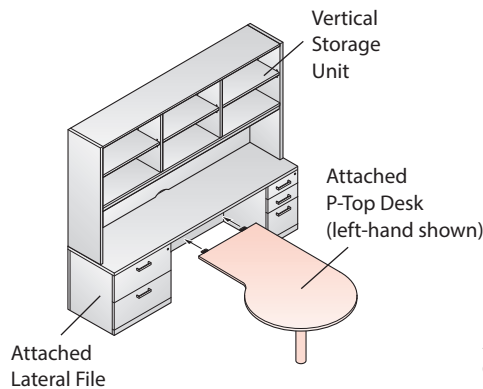
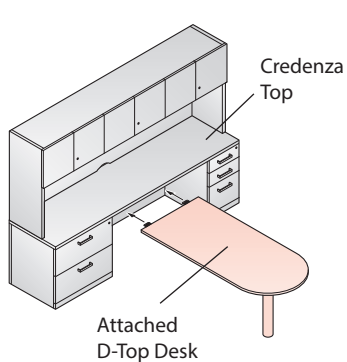
P-Top Convergent



- Tips**
- Desk, Bridge, and Credenza Top must be specified with the same edge option, as adjoining edges on the Bridge are coped.
 - D-Top and P-Top Convergents are not designed for use in freestanding applications.

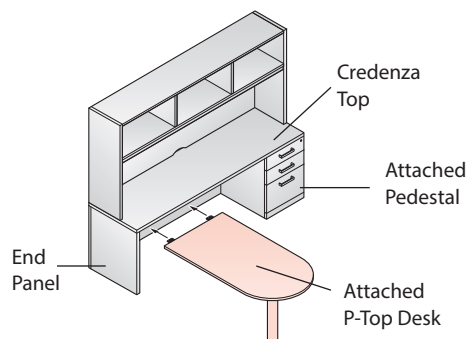
- Notes**
- Asymmetrical Credenzas (as shown above) must be constructed from modular components for Masters Series. See Masters Series Application — Planning Modular Components for additional information.
 - Desk Shell (not shown) may also be used to create a U-configuration

Workwall Workstation Configurations



- Tip** Credenza and attached desk must be specified in the same edge option, as adjoining edge on the attached desk is coped.

Workwall Configuration Utilizing an Asymmetrical Kneespace Credenza



- Note** All Kneespace Credenzas shown in Workwall applications are constructed with modular components. See Masters Series Application — Planning Modular Components for additional information.

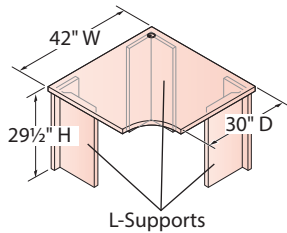
Product Applications – Masters Series

Worksurface Guidelines – Corner Shell Applications

The Masters Series Corner Shell creates a 90° transition between two worksurfaces (Return Tops and/or modular Credenza Tops) and provides a deep knee well suitable for occupancy. Corner Shells are designed in three basic size and connection depth configurations:

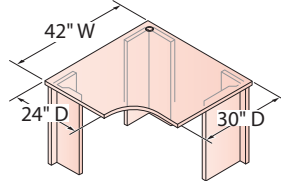
42" Corner

With 30" Symmetrical Connection Depths



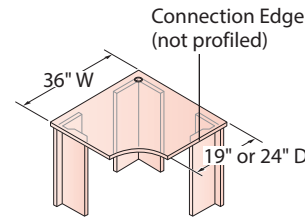
42" Corner

With 24" and 30" Asymmetrical Connection Depths



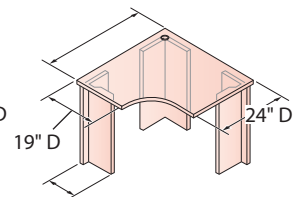
36" Corner

With 19" and 24" Symmetrical Connection Depths



36" Corner

With 19" and 24" Asymmetrical Connection Depths

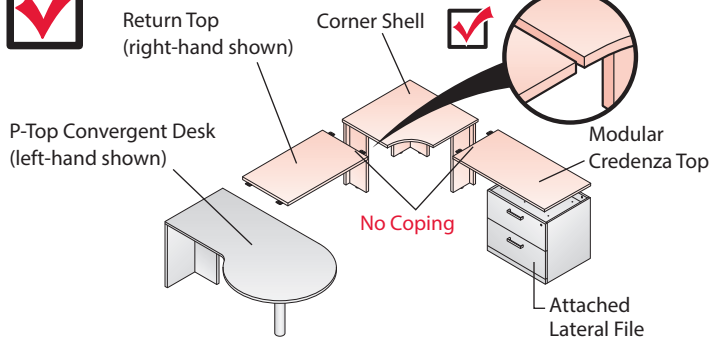


A Corner Shell may have more than one connection depth. For example, a 42" (1067mm) Corner may have two 24" (610mm) connections, two 30" (762mm) connections or a combination of a 24" (610mm) and 30" (762mm) connection. A 36" (914mm) Corner may have two 24" (610mm) connections, two 19" (483mm) connections, or a combination of a 19" (483mm) and 24" (610mm) connection.

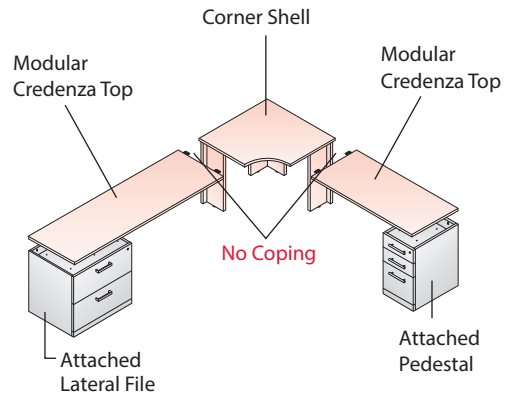


L-Supports on Corner applications with 30" connection edges measure 15" x 10"; L-Supports on Corner applications with connection edges shorter than 30" measure 10" x 10".

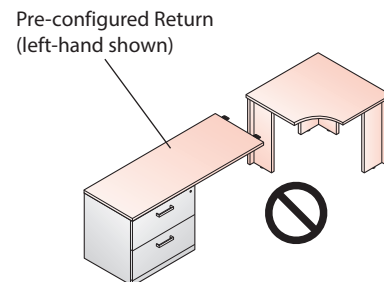
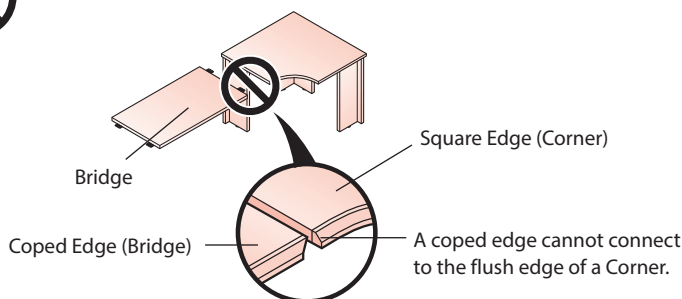
The connection edges of a Corner are square and only connect to modular Credenza Tops and the square profiled ends of a Return Top. Bridges and Returns are automatically coped when a profiled edge is selected and cannot connect to a Corner Shell.



A Return Top is used to create a bridging surface between Desk and Corner. A modular Credenza Top makes the connection to the Corner on the other connection edge.



Modular Credenza Tops with attached storage below connect to both Corner Shell connection edges.



Product Applications – Masters Series

Planning Modular Components

Masters Series features a collection of modular components that allow for a variety of configurations of freestanding Storage Units, Shells and Credenzas. When designing with modular components, it is essential to consider workspace requirements to ensure appropriate selection of storage and support, as all components are specified separately.

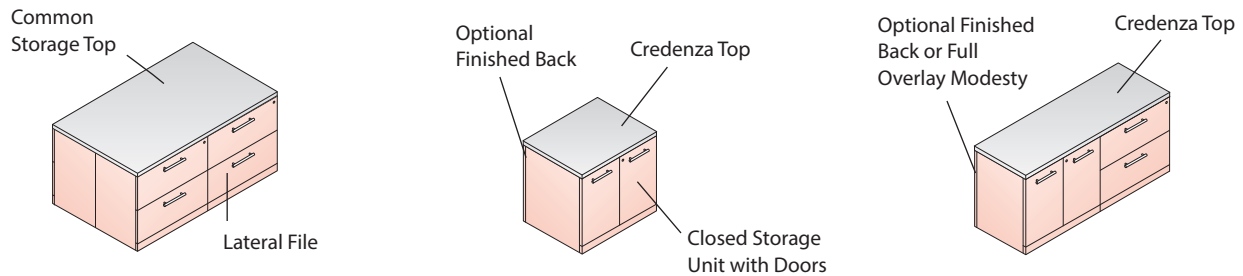
Three modular component types:

1. Modular Storage Components
2. Modular Credenzas (Full Overlay Modesty and Hinged Modesty)
3. Modular Half-High, One-High, One and One-Half High Components

- Tip**
- When using modular components, wood grain figure will vary from unit to unit.
 - Modular components may only be constructed with Masters Series Credenza Tops.

1. Modular Storage Components

Modular storage components consist of a combination of one or more two-high attached Storage Units beneath a Common Storage Top or Credenza Top.



- Tip** Haworth Adaptable Worksurfaces CANNOT be used in place of Masters Series Common Storage Tops and Credenza Tops when creating modular Storage Units and Credenzas.

2. Modular Credenzas

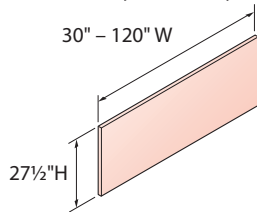
Masters Series offers the ability to construct three basic types of modular Credenzas, each with the option of having no modesty panel, a Full-Overlay Modesty Panel or a Hinged Modesty Panel:

- Credenza Shells
- Asymmetrical Kneespace Credenzas
- Symmetrical Kneespace Credenzas

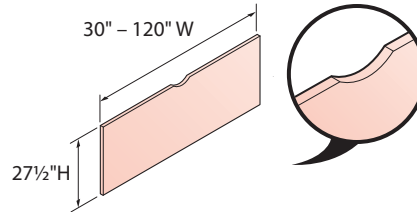
Modular Credenzas with Full-Overlay Modesty Panel

Masters Series: Wood offers a number of pre-configured Credenzas with full overlay Modesties, however additional Credenza configurations can be constructed from modular components.

- Credenza Top
- End Panel
- Attached Pedestal (letter width, legal width)
- Attached Storage Unit with Doors (30" W, 36" W)
- Full Overlay Modesty
- Mid Support Panel
- Attached Lateral File (30" W, 36" W)
- Attached Open Storage Unit (30" W, 36" W)



Full-Overlay Modesty Panel (shown without Wireway Scallop)



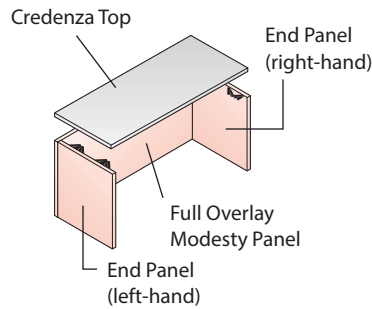
Full-Overlay Modesty Panel (shown with optional Wireway Scallop)

Note Available in 6" increments from 30" (762mm) to 120" (3048mm) as a standard.

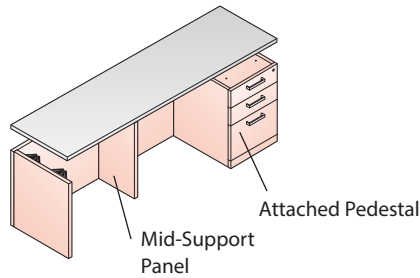
Product Applications – Masters Series

Planning Modular Components

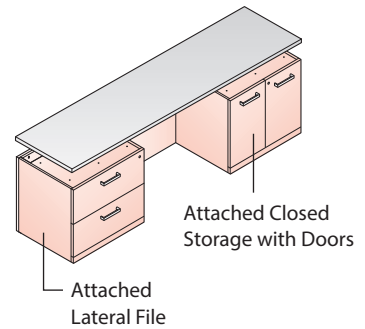
Credenza Shell



Asymmetrical Kneespace Credenza



Symmetrical Kneespace Credenza

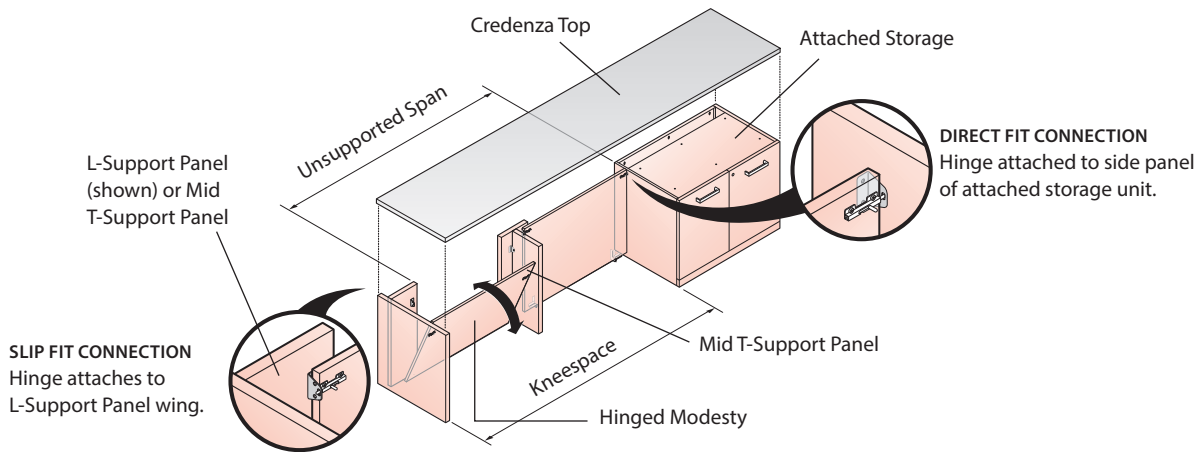


- Tips**
- When kneespace is greater than 60" (1524mm), a mid-support panel must be specified.
 - Haworth Adaptable Worksurfaces CANNOT be used in place of Masters Series Common Storage Tops and Credenza Tops when creating modular Storage Units and Credenzas.

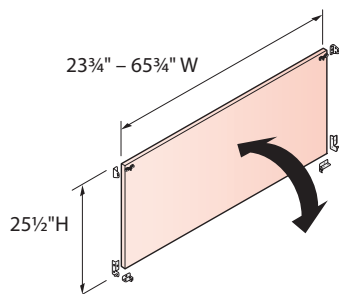
Modular Credenzas with Hinged Modesty Panel

Modular Credenzas may be specified with removable hinged Modesty for conditions where access to power or data is required. Select from the following components when creating a modular Credenza:

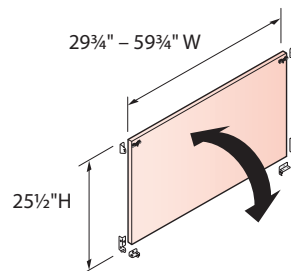
- Credenza Top
- L-Support End Panel
- Attached Pedestal (letter width, legal width)
- Attached Storage Unit with Doors (30" W, 36" W)
- Hinged Modesty Panel
- Mid T-Support Panel
- Attached Lateral File (30" W, 36" W)
- Attached Open Storage Unit (30" W, 36" W)



- Tips**
- Hinge has two connection types: Slip Fit when connecting to an L-Support Panel or Mid T-Support panel and Direct Fit Connection when connecting directly to an attached storage unit. Depending on configuration, there may be only Slip Fit connections, only Direct Fit connections or a combination of both.
 - Mid T-Support Panel and two equal width hinged Modesty Panels are required (as shown above) when unsupported span is > 60" (1524mm).
 - Hinged Modesty Panel must be fully removed before attempting to relocate Credenza.



Slip Fit Modesty (available widths):
23 3/4", 29 3/4", 35 3/4", 41 3/4", 47 3/4", 53 3/4", 59 3/4", 65 3/4"



Direct Fit Modesty (available widths):
29 3/4", 35 3/4", 41 3/4", 47 3/4", 53 3/4", 59 3/4"

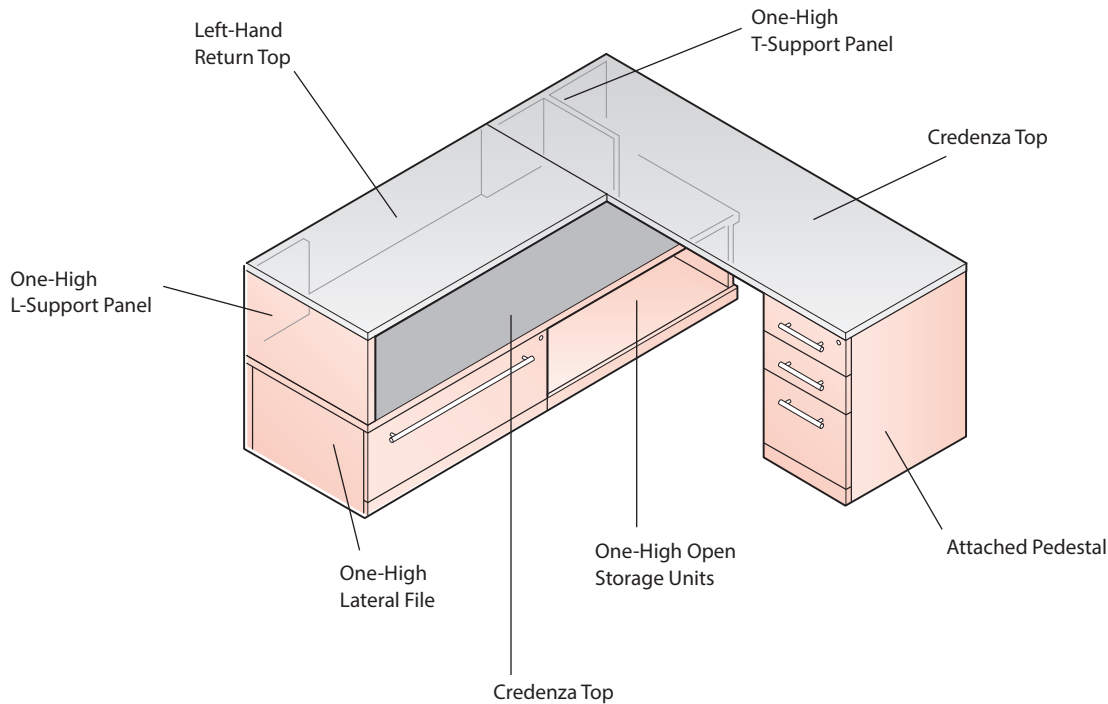
Product Applications – Masters Series

Planning Modular Components

3. Modular 0.5H, 1H, 1.5H Components

Masters Series offers one-high and one and one-half high Open Storage Units and Lateral Files storage options that are used in conjunction with half-high and one-high support panels and other modular components to create a number of stacking applications. Select the necessary components from the following:

- Return Top
- Half-high T-Support Panel
- One-high T-Support Panel
- Half-high L-Support Panel (Right or Left)
- One-high L-Support Panel (Right or Left)
- One-high Open Storage Units (30" and 36" wide)
- One-high and one and one-half high Lateral File (30" and 36" wide)



Tip Haworth Adaptable Worksurfaces CANNOT be used in place of Masters Series Common Storage Tops and Credenza Tops when creating modular one-high components

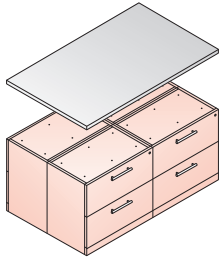
Product Applications – Masters Series

Planning Modular Components

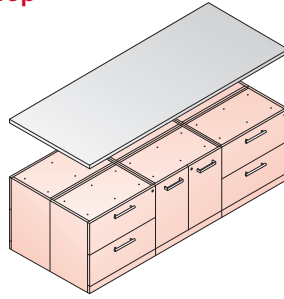
Creating Modular Storage Components

Freestanding Storage Units and full storage Credenzas may be constructed through combining one or more attached two-high storage units without integrated tops beneath a common worksurface. Storage units placed side-by-side may be ganged together beneath a Credenza Top with one profiled edge at the front while storage units placed in a back-to-back configuration may be ganged together beneath a Common Storage Top with both edges profiled.

Storage Utilizing Common Storage Top



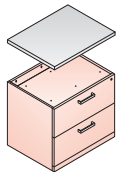
- One Common Storage Top
- Four Attached Lateral Files



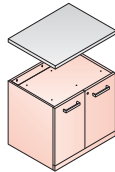
- One Common Storage Top
- Four Attached Lateral Files
- Two Attached Storage Units with Doors

- Tips**
- A Common Storage Top is used in all conditions where storage units are placed back-to-back beneath a worksurface.
 - Common Storage Top is 36½" (918mm) deep and therefore only 18" deep attached Storage Units may be placed beneath it.

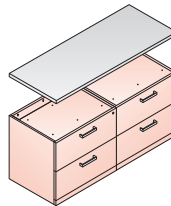
Storage Utilizing Credenza Top



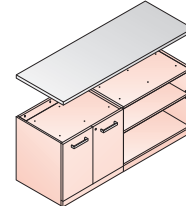
- One Credenza Top
- One Attached Lateral File



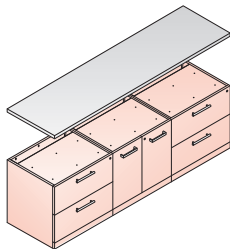
- One Credenza Top
- One Attached Storage Units with Doors



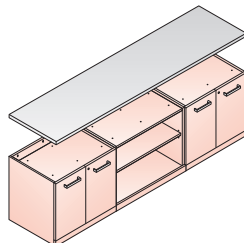
- One Credenza Top
- Two Attached Lateral Files



- One Credenza Top
- One Attached Storage Unit with Doors
- One Attached Open Storage Unit



- One Credenza Top
- Two Attached Lateral Files
- One Attached Storage Unit with Doors



- One Credenza Top
- Two Attached Storage Unit with Doors
- One Attached Open Storage Unit

- Tips**
- The top (Common Storage Top or Credenza Top) must be specified with a width equal to the total width of the storage units beneath it.
 - Counterweight and back panel **MUST** be specified for all single freestanding Lateral File applications.
 - When two attached storage units (one of which is a Lateral File) are placed side-by-side beneath a Common Credenza Top, the counterweight is recommended.
 - When three attached storage units are placed side-by-side beneath a Common Credenza Top, the counterweight is not required.
 - Counterweight not required for back-to-back applications.

Note Only a few of the many modular storage combinations are shown above.

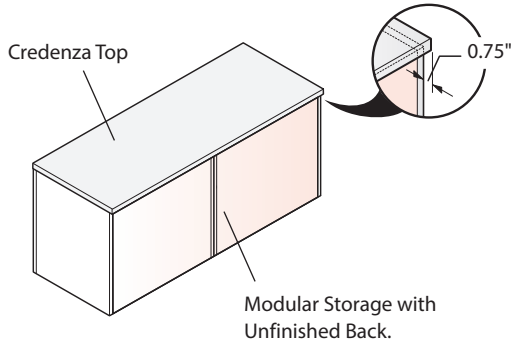
Product Applications – Masters Series

Planning Modular Components

Each of the configurations on the previous page with a Credenza Top may be specified with a Full-Overlay Modesty Panel. In most cases, an overlay Modesty is used to conceal the unfinished back of the modular storage unit when used in an open application and not placed against a wall. Another option is to specify each of the individual attached Storage Units with finished backs.

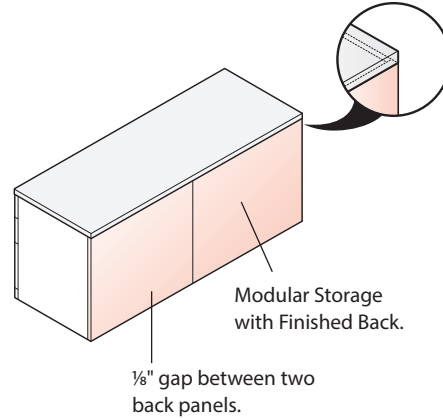
No Finished Back

- Modular storage without finished back panel.



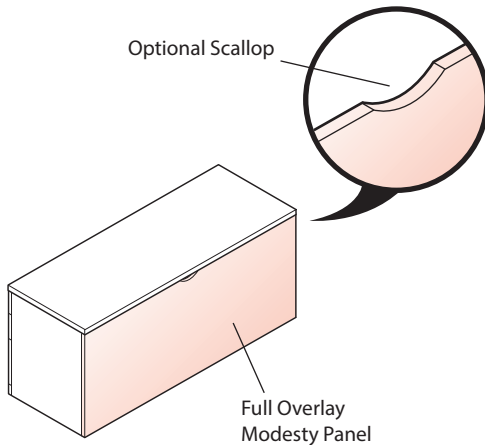
Each Storage Unit with Finished Back Option

- Modular storage with each Lateral File having a finished back. Scallops not available.



Full-Overlay Modesty Panel

- Modular storage with full overlay Modesty panel. Optional scallop is located at the center top of the panel for wire management.



Tips

- When Full-Overlay Modesty Panel is used in application, specify attached storage units with no finished back.
- In a freestanding application (as shown above) a Lateral File must have a separately specified counter weight to avoid tipping. The Lateral File must have either a finished back or a Full-Overlay Modesty Panel to accommodate attachment of counterweight.
- When supporting a Vertical Storage Unit, a Full-Overlay Modesty Panel or finished backs on each modular storage unit must be specified.

Note When finished back or full overlay modesty panel is not specified, the credenza top overhangs the back of the storage unit(s) by 3/4" (19mm), leaving a gap.

Product Applications – Masters Series

Planning Modular Components

Creating Modular Credenzas

Depending on workspace requirements, modular Credenzas may be constructed with no Modesty, a full overlay Modesty or hinged Modesty. When a Modesty is not required, a Credenza Top as well as the necessary storage components and support elements must be specified. A full overlay Modesty offers a clean aesthetic, making the Credenza suitable for open applications. An optional scallop facilitates wire management. As a third option, Credenzas may be specified with a removable hinged Modesty, allowing for access to building utilities behind the knee space when necessary.

Specifying a Credenza Shell with Full Overlay Modesty

Step 1: Select Credenza Top size with applicable options.

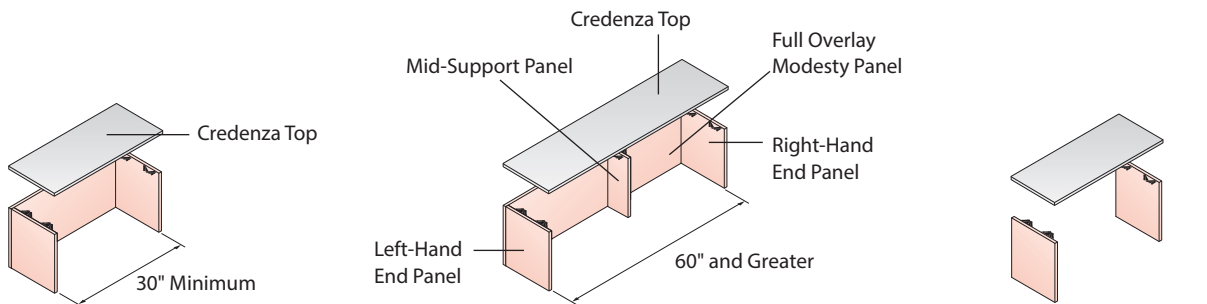
Step 2: Select both right-hand and left-hand End Panels with appropriate depth. If the application does not require a Full-Overlay Modesty Panel, specify End Panels for 'no Modesty Panel' application.

Step 3: Determine the amount of kneespace between End Panels. (Recommended minimum 30" (762mm))

Formula: Kneespace = Credenza Top width – 2 ½" (64mm) End Panel Allowance)

Step 4: Select a Mid-Support Panel if required. If kneespace is 60" (1524mm) and greater, a Mid-Support Panel must be specified.

Step 5: Select Full-Overlay Modesty Panel (if applicable) with same width as application's work surface.



It is recommended that Credenza Shells have a minimum kneespace of 30" (762mm)

When a Credenza Shell has an unsupported span of 60" (1524mm) and greater, a Mid-Support Panel must be specified to provide the required support.

Credenza Shell without full overlay back panel.



Even though, the shell has a 30" (762mm) wide top, the kneespace is 27¾" (705mm) because of the End Panel thicknesses. Sitting kneespace less than 30" (762mm) not recommended.

The Credenza shell shown has a kneespace of 69¾" (1771mm) and must therefore have a Mid-Support Panel.

Tips

- Credenza Shell may accommodate connection to a Bridge, T-Desk, or an attached P-Top or D-Top Desk.
- Provides support for a Vertical Storage Unit.

Notes

- Mid-Support Panel contains a wireway notch toward the back of the worksurface.
- All example configurations shown with 24" (610mm) deep Credenza Tops; 19" (483mm) and 30" (762mm) deep tops are also available.
- Only a few of the wide range of size variations shown in illustrations.

Product Applications – Masters Series

Planning Modular Components

Specifying a Credenza Shell with Hinged Modesty

Step 1: Select Credenza Top size with applicable options.

Step 2: Select right-hand and left-hand L-Support Panels.

Step 3: Based on the selected Credenza Top length, use the chart below to determine the correct Modesty width(s). If the unsupported span is greater than 60" (1524mm), two equal width Modesty Panels and a mid T-Support panel are specified.

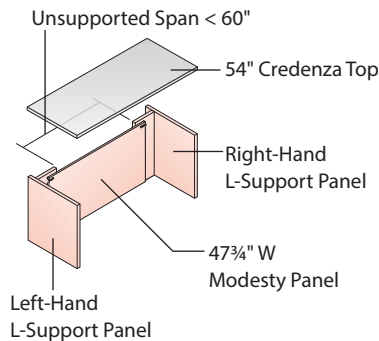
- Tips**
- When creating a Credenza shell, two Modesties and a T-Support will always be required when the top is 84" (2134mm) wide or larger.
 - Hinge hardware requires a 2" (51mm) minimum overlap between the Modesty Panel and wing panel.
 - The maximum allowable overlap between the Modesty Panel and wing panel is 8½" (216mm), leaving a ½" (13mm) of clearance.

The following chart may be used to determine the necessary Modesty Panel width(s) as well as how many Modesties are required for the Credenza.

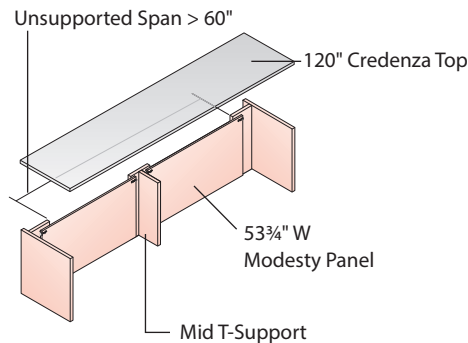
MODESTY PANEL WIDTH	CREDENZA SHELL TOP WIDTHS															
	30"	36"	42"	48"	54"	60"	66"	72"	78"	84"	90"	102"	108"	114"	120"	
23¾"	1	1														
29¾"		1	1													
35¾"				1						2	2					
41¾"					1							2	2			
47¾"						1								2		
53¾"							1									2
59¾"								1								
65¾"									1							

Note In the chart above, either a "1" or a "2" refers to the number of Modesty Panels required for the Credenza Shell.

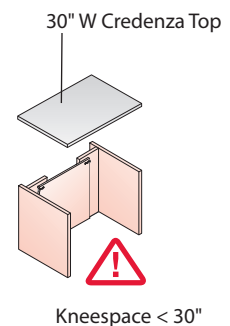
54" W Credenza Top



120" W Credenza Top



30" W Credenza Top



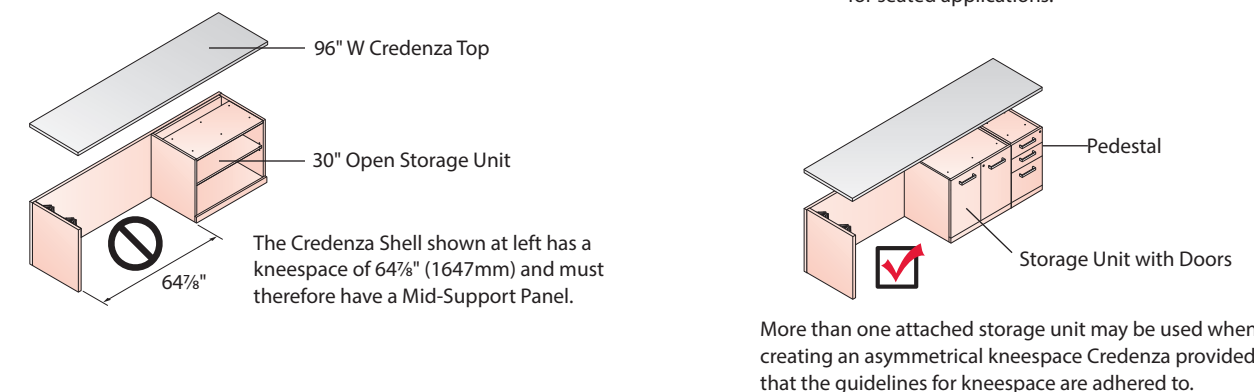
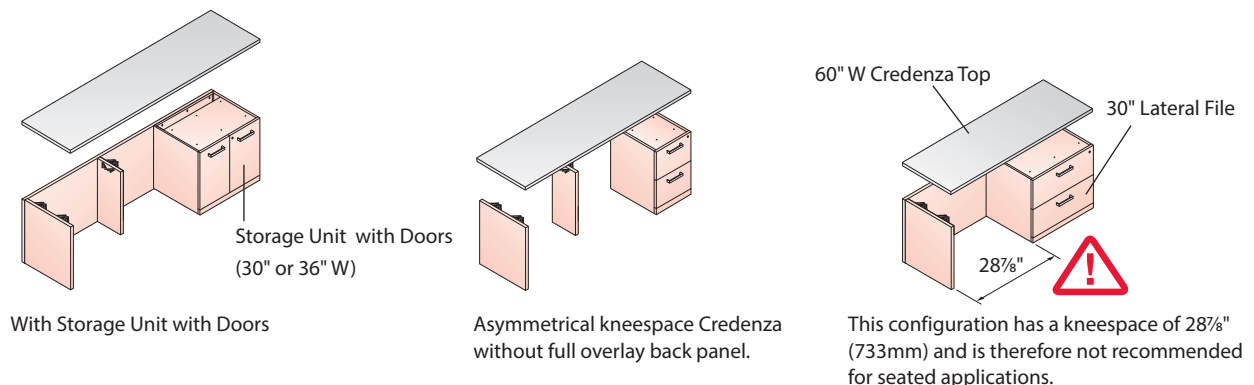
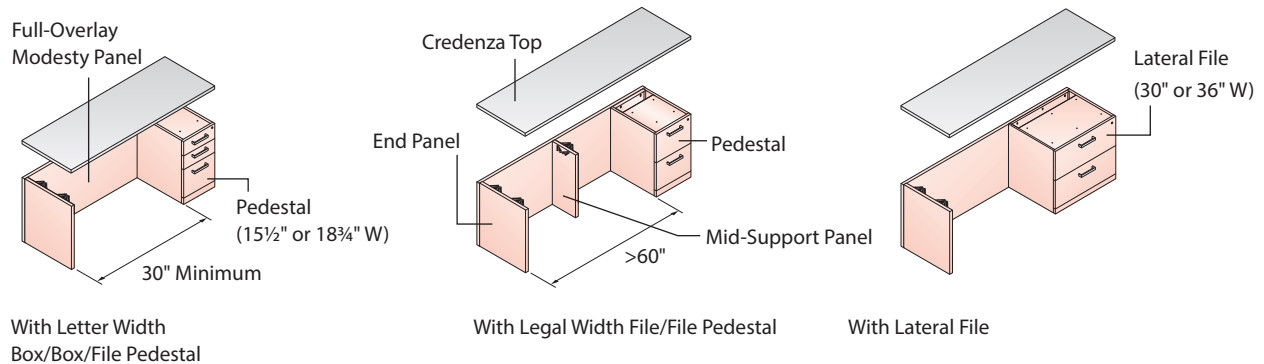
- Tips**
- L-Support Panels must be specified with the same depth as the Credenza Top; 24" (610mm) deep L-Support Panel with 24" (610mm) deep top, etc.
 - It is recommended that Kneespace Credenzas have a minimum kneespace width of 30" (762mm) to accommodate space for seating.
 - Credenza Shell may accommodate connection to a Bridge, T-Desk, or an attached P-Top or D-Top Desk.
 - Provides support for a Vertical Storage Unit.

Product Applications – Masters Series

Planning Modular Components

Specifying an Asymmetrical Kneespace Credenza with Full Overlay Modesty

- Step 1:** Select Credenza Top size with applicable options.
- Step 2:** Select right-hand or left-hand End Panel with appropriate depth. If the application does not require a Full-Overlay Modesty Panel, specify End Panel for 'no Modesty Panel' application.
- Step 3:** Specify required attached storage unit(s) – Pedestal, Lateral File, Open Storage Unit or Storage Unit with Doors.
- Step 4:** Determine the amount of kneespace between End Panel and inside edge of attached storage (Recommended minimum 30" (762mm))
- Formula:** $\text{Kneespace} = \text{Credenza Top width} - 1\frac{1}{4}" (32\text{mm}) \text{ End Panel Allowance} - \text{Storage Unit Width}$
- Step 5:** Select a Mid-Support Panel if required. If kneespace is greater than 60" (1524mm), a Mid-Support Panel must be specified.
- Step 6:** Select Full-Overlay Modesty Panel (if applicable) with same width as application's worksurface.



- Tips**
- L-Support Panels must be specified with the same depth as the Credenza Top; 24" (610mm) deep L-Support Panel with 24" (610mm) deep top, etc.
 - It is recommended that Kneespace Credenzas have a minimum kneespace width of 30" (762mm) to accommodate space for seating.
 - Credenza shell may accommodate connection to a Bridge, T-Desk, or an attached P-Top or D-Top Desk.
 - Provides support for a Vertical Storage Unit.

Note When specifying a Credenza without full overlay back panel, it is recommended that the attached storage units be specified with back panel option.

Product Applications – Masters Series

Planning Modular Components

Specifying an Asymmetrical Kneespace Credenza with Hinged Modesty

Step 1: Select Credenza Top size with applicable options.

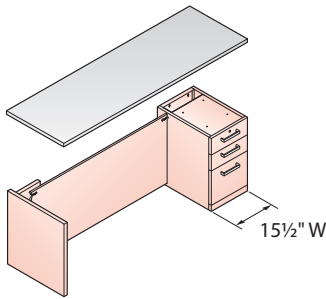
Step 2: Select right-hand or left-hand L-Support Panel depending on required configuration.

Step 3: Select required attached storage from the following:

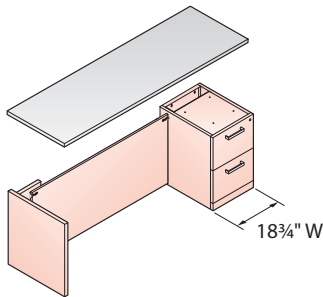
- **Pedestal:** Letter width (15½" (394mm)) or Legal width (18¾" (476mm))
- **Lateral File:** 30" (762mm) wide or 36" (914mm) wide
- **Open Storage Unit:** 30" (762mm) wide or 36" (914mm) wide
- **Closed Storage Unit:** 30" (762mm) wide or 36" (914mm) wide

Step 4: Based on the selected Credenza Top length, use the following charts to determine the correct Modesty width(s). If the unsupported span is greater than 60" (1524mm), two equal width Modesty Panels and a mid T-Support panel are specified.

The following chart may be used to determine the necessary Modesty Panel width(s) as well as how many Modesties are required for the Credenza.



	ASYMMETRICAL CREDENZA WITH LETTER WIDTH PEDESTAL													
	42"	48"	54"	60"	66"	72"	78"	84"	90"	96"	102"	108"	114"	120"
MODESTY PANEL WIDTH														
23¾"	1													
29¾"		1												
35¾"			1						2	2				
41¾"				1							2	2		
47¾"					1								2	2
53¾"						1								
59¾"							1							
65¾"								1						



	ASYMMETRICAL CREDENZA WITH LEGAL WIDTH PEDESTAL												
	48"	54"	60"	66"	72"	78"	84"	90"	96"	102"	108"	114"	120"
MODESTY PANEL WIDTH													
23¾"	1												
29¾"		1						2					
35¾"			1						2	2			
41¾"				1							2	2	
47¾"					1								2
53¾"						1							
59¾"							1						
65¾"								1					

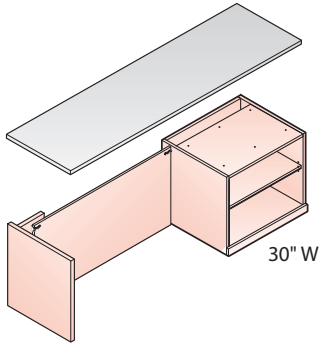
- Notes**
- In the chart above, either a "1" or a "2" refers to the number of Modesty Panels required for the Credenza.
 - See following page for correct and incorrect Asymmetrical Credenza configuration examples.

Product Applications – Masters Series

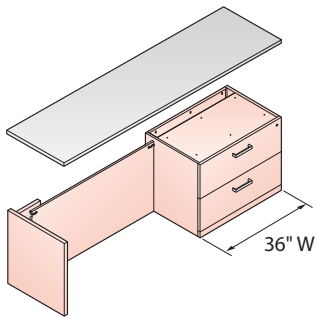
Planning Modular Components

Specifying an Asymmetrical Kneespace Credenza with Hinged Modesty, continued

The following chart may be used to determine the necessary Modesty Panel width(s) as well as how many Modesties are required for the Credenza.



MODESTY PANEL WIDTH	ASYMMETRICAL CREDENZA WITH 30" WIDE STORAGE UNIT										
	60"	66"	72"	78"	84"	90"	96"	102"	108"	114"	120"
23 ³ / ₄ "	1										
29 ³ / ₄ "		1						2			
35 ³ / ₄ "			1						2	2	
41 ³ / ₄ "				1							2
47 ³ / ₄ "					1						
53 ³ / ₄ "						1					
59 ³ / ₄ "							1				
65 ³ / ₄ "											



MODESTY PANEL WIDTH	ASYMMETRICAL CREDENZA WITH 36" WIDE STORAGE UNIT									
	66"	72"	78"	84"	90"	96"	102"	108"	114"	120"
23 ³ / ₄ "	1									
29 ³ / ₄ "		1						2		
35 ³ / ₄ "			1						2	2
41 ³ / ₄ "				1						
47 ³ / ₄ "					1					
53 ³ / ₄ "						1				
59 ³ / ₄ "							1			
65 ³ / ₄ "										

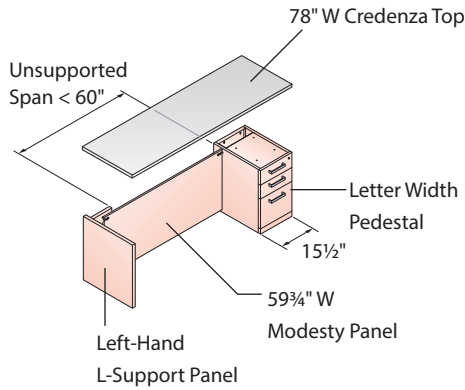
- Notes**
- In the chart above, either a "1" or a "2" refers to the number of Modesty Panels required for the Credenza.
 - See following page for correct and incorrect Asymmetrical Credenza configuration examples.

Product Applications – Masters Series

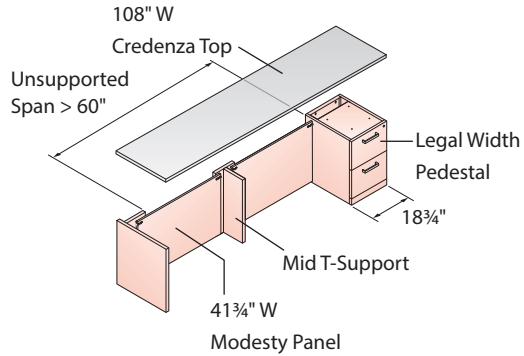
Planning Modular Components

Correct Asymmetrical Configurations

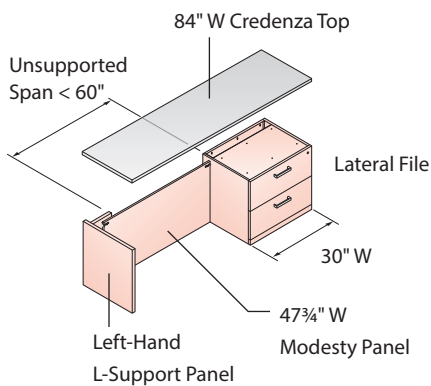
Asymmetrical Credenza with Letter Width Pedestal



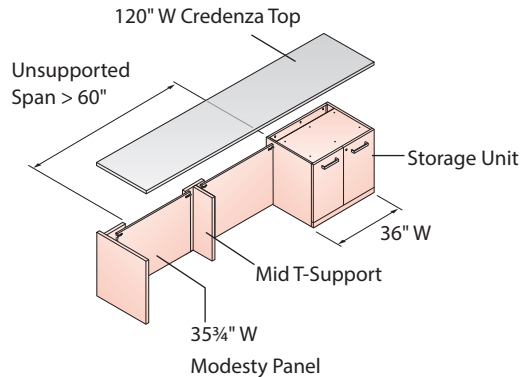
Asymmetrical Credenza with Legal Width Pedestal



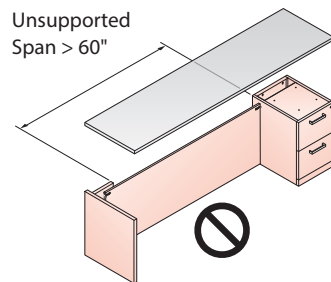
Asymmetrical Credenza with Letter 30" Wide Storage



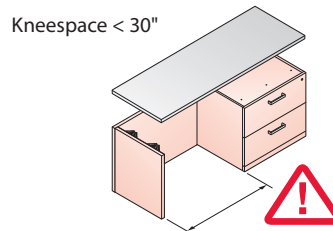
Asymmetrical Credenza with Letter 36" Wide Storage



Incorrect Asymmetrical Configurations



Configurations with an unsupported span greater than 60" must have a mid T-Support panel.



Asymmetrical Credenzas with kneespace less than 30" not recommended for seated applications.

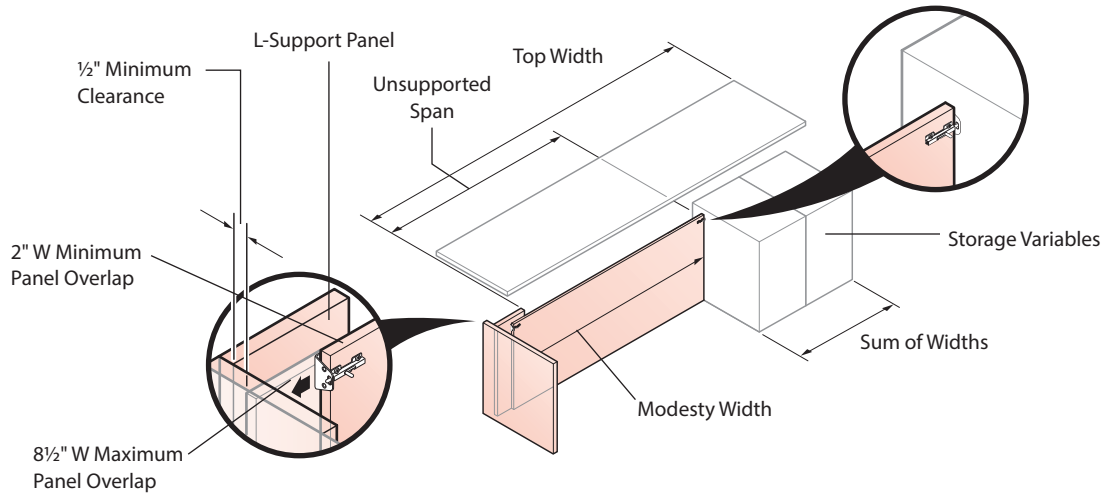
- Tips**
- L-Support Panels must be specified with the same depth as the Credenza Top; 24" (610mm) deep L-Support Panel with 24" (610mm) deep top, etc.
 - It is recommended that Kneespace Credenzas have a minimum kneespace width of 30" (762mm) to accommodate space for seating.
 - Asymmetrical Credenzas may accommodate connection to a Bridge, T-Desk, or an attached P-Top or D-Top Desk.
 - Provides support for a Vertical Storage Unit.

Product Applications – Masters Series

Planning Modular Components

Specifying a User Defined Asymmetrical Credenza with Hinged Modesty

User defined asymmetrical Credenzas are characterized by more than one user defined storage unit (side-by-side) and utilize a slip-fit connection at the L-Support Panel and a direct fit connection at the inside storage unit.



To specify a user defined asymmetrical Credenza:

Step 1: Determine user-defined component widths.

Define Credenza Top width as well as the sum of storage widths. The application below depicts a 120" (3048mm) wide Credenza Top and a sum of storage widths of 60" (1524mm).

Step 2: Determine unsupported span.

Subtract the sum of storage widths from the Credenza Top width: $120" - 60" - 10\frac{1}{8}" = 49\frac{7}{8}"$

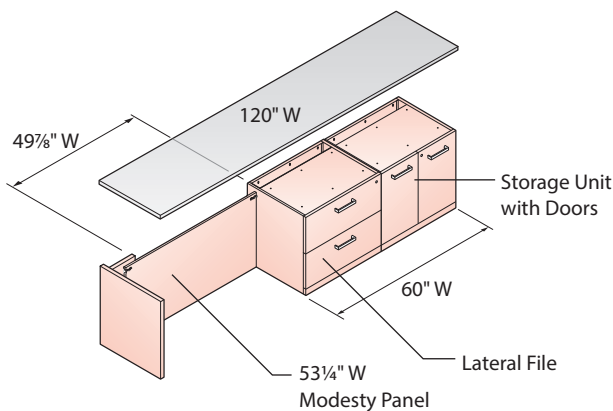
Step 3: Select Modesty Panel size from the following widths: 23 3/4", 29 3/4", 35 3/4", 41 3/4", 47 3/4", 53 3/4", 59 3/4", 65 3/4".

In the case of the application above, the correct Modesty Panel width is 53 3/4" (1365mm).

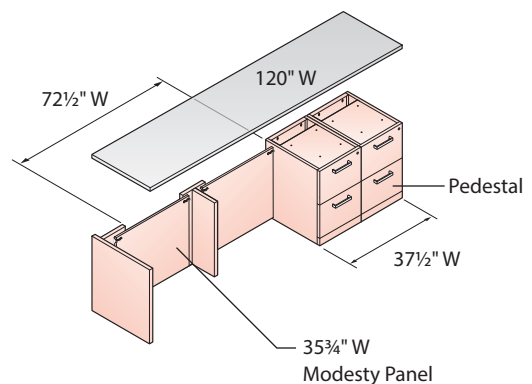
To determine the correct Modesty Panel width(s), keep the following guidelines in mind.

- Modesty must overlap L-Support Panel wing and T-Support (when applicable) by a minimum of 2" (51mm).
- Modesty may overlap L-Support Panel wing by a maximum of 8 1/2" (216mm), leaving 1/2" (13mm) clearance.
- Modesty may overlap T-Support by a maximum of 4" (102mm) on each side.
- L-Support Panel width is 10 1/8" (257mm)

Example with 30" W Lateral File and 30" Wide Storage Unit with Doors



Example with Two Legal Width Pedestals

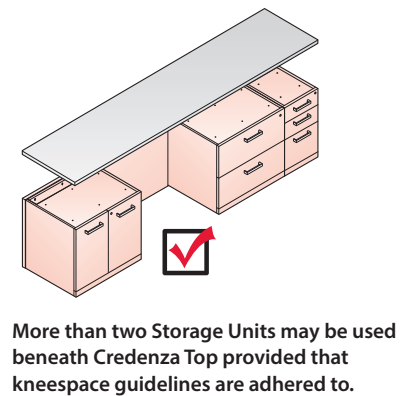
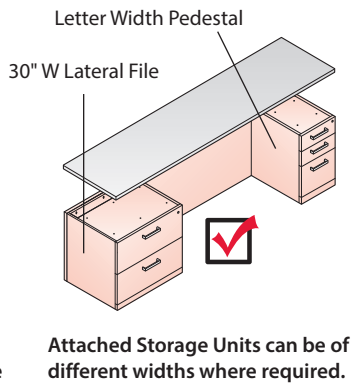
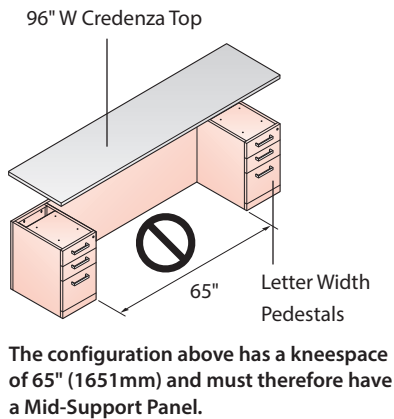
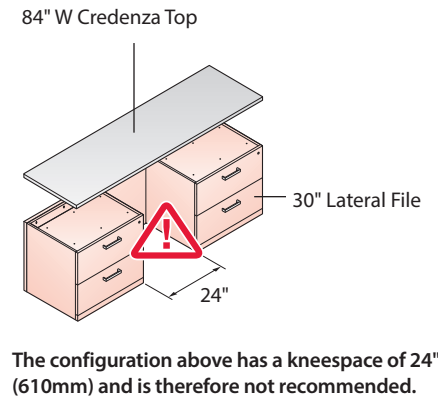
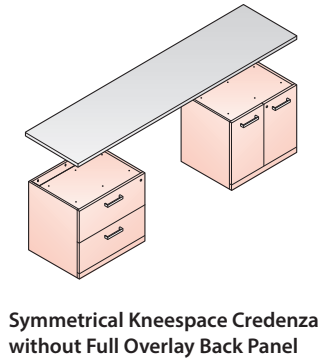
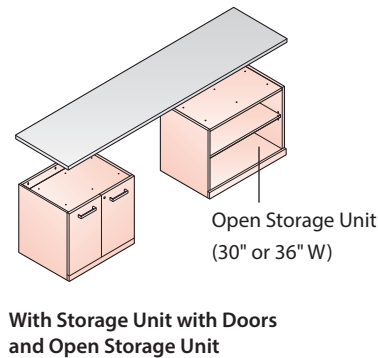
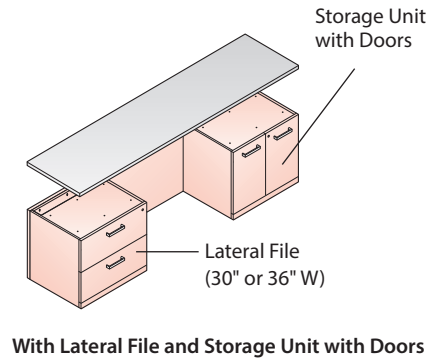
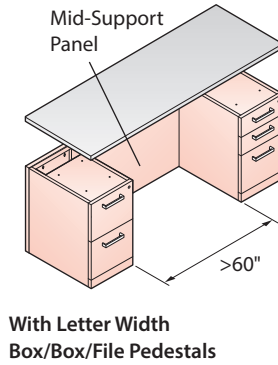
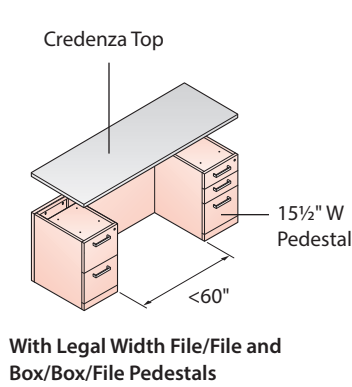


Product Applications – Masters Series

Planning Modular Components

Specifying a Symmetrical Kneespace Credenza with Full Overlay Modesty

- Step 1:** Select Credenza Top size with applicable options.
- Step 2:** Specify required attached storage unit/s – Pedestals, Lateral Files, Open Storage Unit or Storage Units with doors.
- Step 3:** Determine the amount of kneespace between attached storage units. (Recommended minimum 30" (762mm))
Formula: Kneespace = Credenza Top Width – Storage Unit Width 1 – Storage Unit Width 2
- Step 4:** Select a Mid-Support Panel if required. When kneespace is greater than 60" (1524mm), a mid-support panel must be specified.
- Step 5:** Select Full-Overlay Modesty Panel (if applicable) with same width as application's worksurface.



Note When specifying a Credenza without full overlay back panel, it is recommended that the attached storage units be selected with back panel option.

Product Applications – Masters Series

Planning Modular Components

Specifying a Symmetrical Kneespace Credenza with Hinged Modesty (30" & 36" Storage)

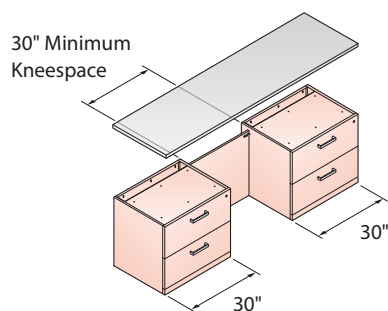
Step 1: Select Credenza Top size with applicable options.

Step 2: Select required attached storage from the following:

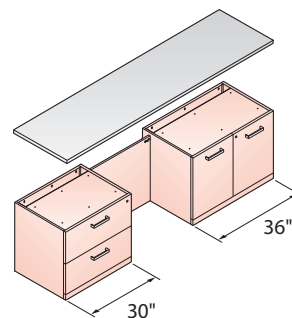
- **Lateral File:** 30" (762mm) wide or 36" (914mm) wide
- **Open Storage Unit:** 30" (762mm) wide or 36" (914mm) wide
- **Closed Storage Unit:** 30" (762mm) wide or 36" (914mm) wide

Step 3: Based on the selected Credenza Top length, use the following chart to determine the correct Modesty width. A T-Support Panel and segmented Modesty is not required for any of the direct fit to direct fit combinations utilizing 30" (762mm) and 36" (914mm) Storage Units.

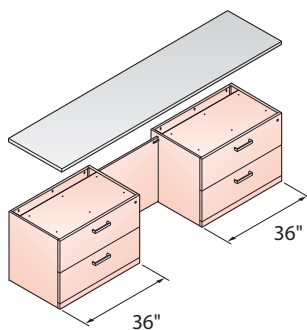
Any combination of two attached 30" (762mm) wide or 36" (914mm) wide Storage Units may be used together in the same Credenza. There are three basic combinations.



MODESTY PANEL WIDTH	SYMMETRICAL CREDENZA WITH TWO 30" STORAGE UNITS					
	90"	96"	102"	108"	114"	120"
23¾"						
29¾"	1					
35¾"		1				
41¾"			1			
47¾"				1		
53¾"					1	
59¾"						1
65¾"						



MODESTY PANEL WIDTH	SYMMETRICAL CREDENZA WITH 30" AND 36" STORAGE UNITS					
	90"	96"	102"	108"	114"	120"
23¾"						
29¾"		1				
35¾"			1			
41¾"				1		
47¾"					1	
53¾"						1
59¾"						
65¾"						



MODESTY PANEL WIDTH	SYMMETRICAL CREDENZA WITH TWO 36" STORAGE UNITS					
	90"	96"	102"	108"	114"	120"
23¾"						
29¾"			1			
35¾"				1		
41¾"					1	
47¾"						1
53¾"						
59¾"						
65¾"						

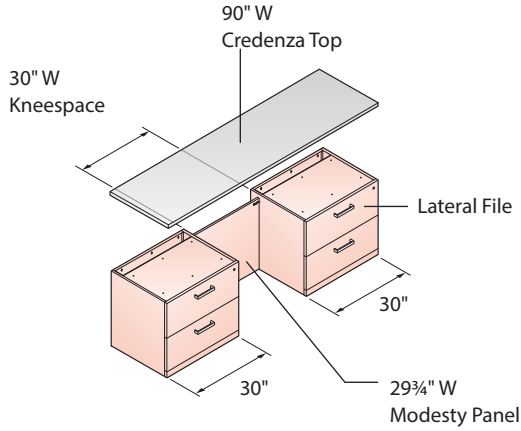
- Notes**
- In the chart above, either a "1" or a "2" refers to the number of Modesty Panels required for the Credenza.
 - See following page for correct and incorrect Symmetrical Credenza configuration examples.

Product Applications – Masters Series

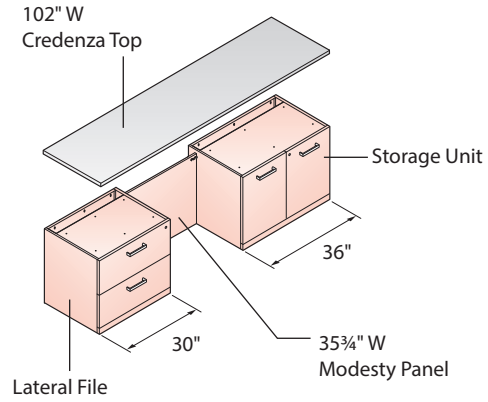
Planning Modular Components

Correct Symmetrical Configurations

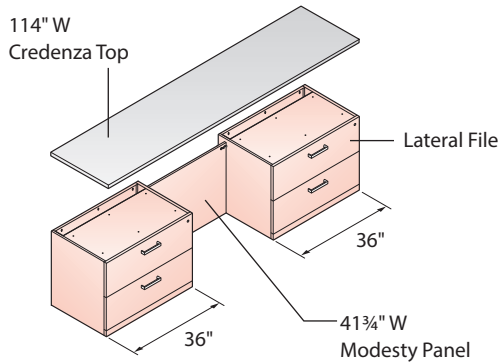
Two 30" Storage Units



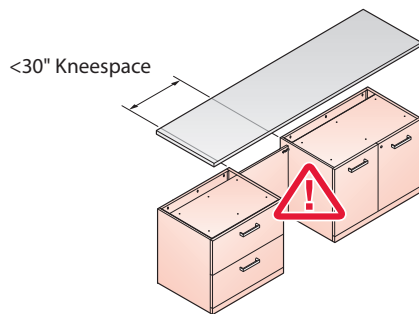
30" and 36" Storage Units



Two 36" Storage Units



Not Recommended Symmetrical Configurations



Symmetrical Credenzas with kneespace less than 30" (762mm) not recommended for seated applications.

Tips

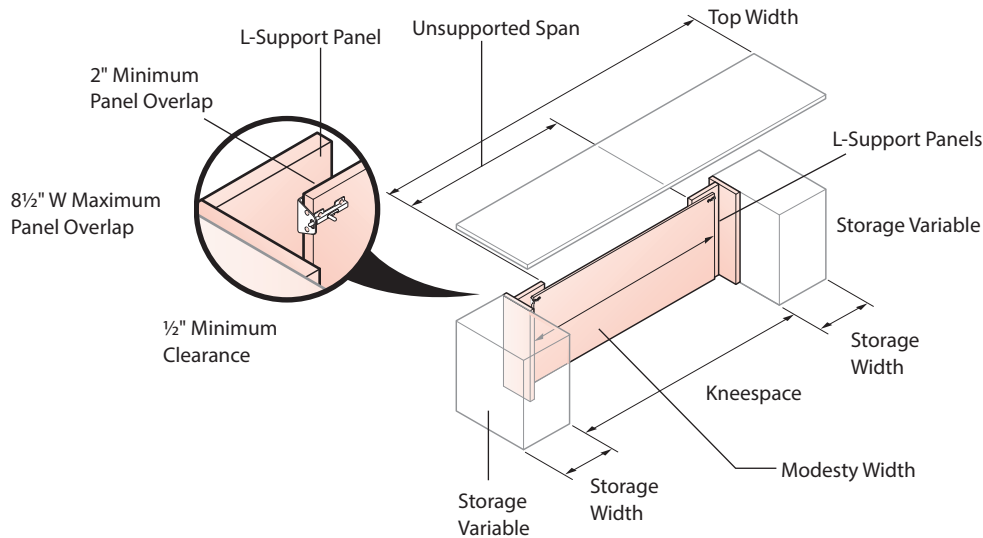
- It is recommended that Kneespace Credenzas have a minimum kneespace width of 30" (762mm) to accommodate space for seating. In order to ensure this clearance, symmetrical Credenzas with 30" (762mm) and 36" (914mm) wide storage are specified with a minimum width of 90" (2286mm).
- Symmetrical Kneespace Credenzas are designed to be used primarily in freestanding applications.
- Provides support for a Vertical Storage Unit.

Product Applications – Masters Series

Planning Modular Components

Specifying a User Defined Symmetrical Kneespace Credenza with Hinged Modesty

User defined Symmetrical Credenzas are characterized by storage units positioned symmetrically beneath a Credenza Top at both ends utilizing a slip fit to slip fit connection between two partial depth L-Support Panels.



To specify a user defined Symmetrical Credenza:

Step 1: Determine user-defined component widths.

Define Credenza Top width as well as the sum of storage widths. The application below depicts an 84" (2134mm) wide Credenza Top and a sum of storage widths of 31" (787mm) (two letter-width pedestals).

Step 2: Determine unsupported span.

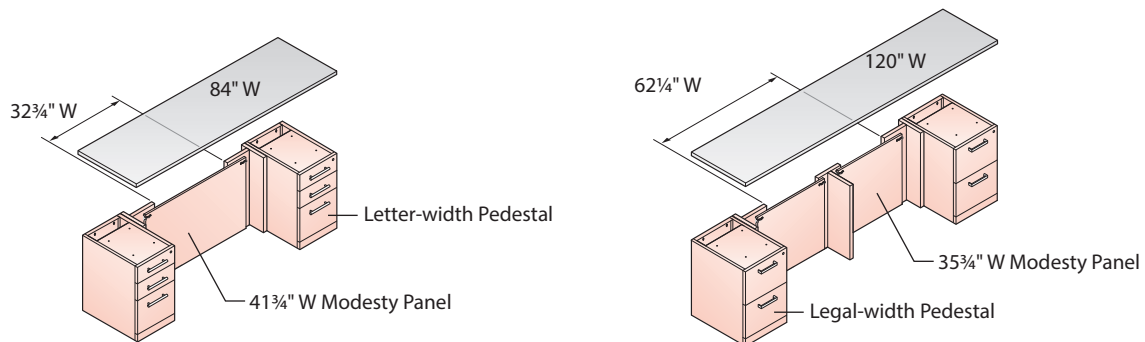
Subtract the sum of storage widths from the Credenza Top width.
 $84" - 31" - 10\frac{1}{8}" (x2) = 32\frac{3}{4}"$

Step 3: Select Modesty Panel size from the following widths: 23 $\frac{3}{4}"$, 29 $\frac{3}{4}"$, 35 $\frac{3}{4}"$, 41 $\frac{3}{4}"$, 47 $\frac{3}{4}"$, 53 $\frac{3}{4}"$, 59 $\frac{3}{4}"$, 65 $\frac{3}{4}"$.

In the case of the application above, the correct Modesty Panel width is 41 $\frac{3}{4}"$ (1060mm).

To determine the correct Modesty Panel width(s), keep the following guidelines in mind:

- Modesty must overlap L-Support Panel wing and T-Support (when applicable) by a minimum of 2" (51mm).
- Modesty may overlap L-Support Panel wing by a maximum of 8 $\frac{1}{2}"$ (216mm), leaving $\frac{1}{2}"$ (13mm) clearance.
- Modesty may overlap T-Support by a maximum of 4" (102mm) on each side.



Note A direct fit to direct fit Symmetrical Credenza with pedestals may be ordered as a Special.

Product Applications – Masters Series

Planning 1H Modular Components

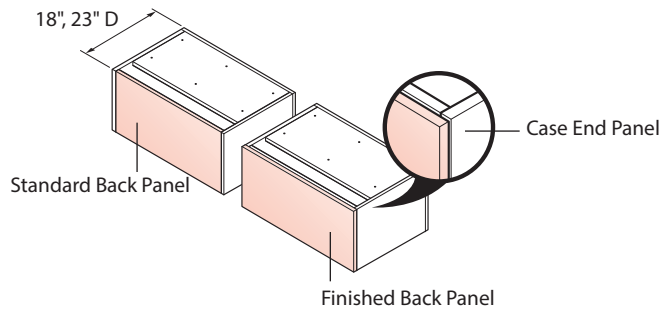
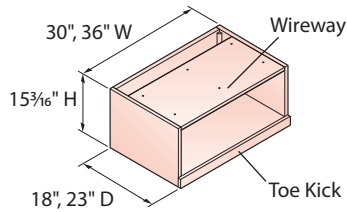
Modular One-High Applications

Masters Series offers one-high Open Storage Unit and Lateral File storage options that are used in conjunction with Credenza Tops, one-high support panels as well as other modular components to create an assortment of one-high applications. Both the Open Storage Unit and Lateral File share the following features:

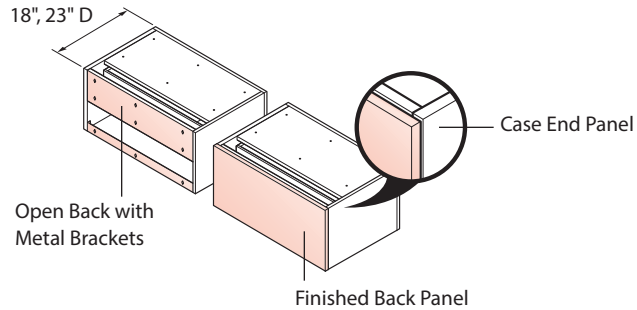
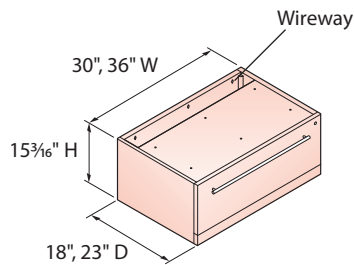
- Available in 30" (762mm) and 36" (914mm) widths; 18" (457mm) and 23" (584mm) depths.
- 15 $\frac{3}{16}$ " (386mm) height.
- Optional finished back: adding $\frac{3}{4}$ " (19mm) to the depth of storage unit.

Tip Finished back available as an option when storage is used in open applications with back visible. If back of storage unit is placed against a wall or other structure, a finished back is not required.

Open Storage Unit (one-high)



Lateral File (one-high)

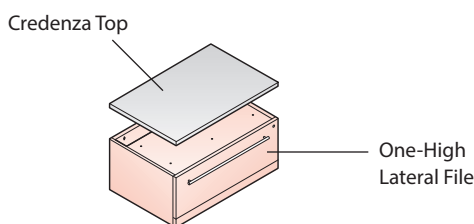


Note Bar (shown), Classic, Linear and Finger pull options available on one-high Lateral Files.

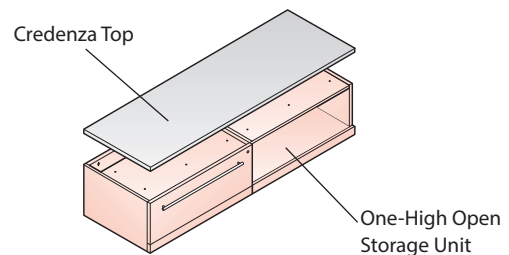
Tip When used in freestanding applications, a one-high Lateral File must be selected with a finished back as well as a separately specified counterweight to avoid tipping.

Whether used in freestanding applications or a stacking applications, one-high storage units are designed to be used beneath a Credenza Top.

One Storage Unit Beneath One Credenza Top



Multiple Storage Units Beneath One Credenza Top

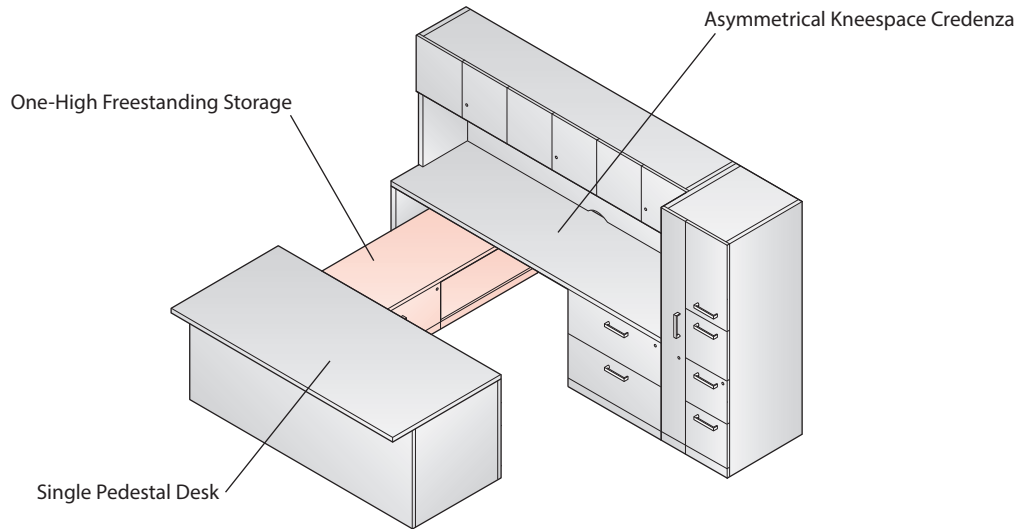


Product Applications – Masters Series

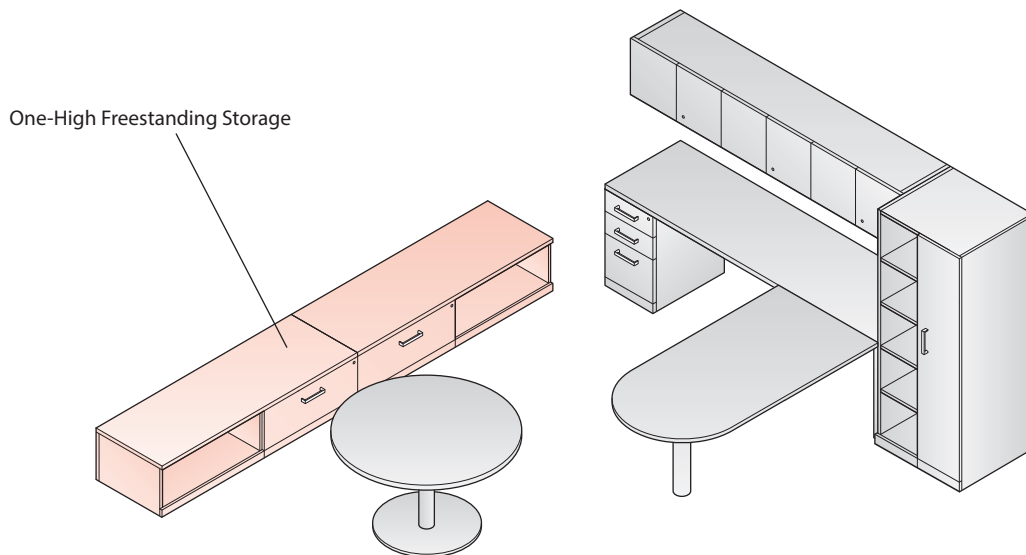
Planning 1H Modular Components

Freestanding One-High Examples:

As shown below, one-high storage units may be used in a freestanding application to add additional storage to a workstation. In the following example, the one-high structure is not used to support other components and provides the appearance of a U-shaped workstation. It is constructed of a one-high Open Storage Unit, one-high Lateral File, and a Credenza Top.



In this example, the freestanding structure provides additional storage next to a traditional L-shaped workstation. It is constructed of two one-high Open Storage Unit, two one-high Lateral Files, and a Credenza Top.



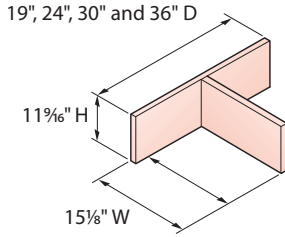
Tip When used in freestanding applications, a one-high Lateral File must be selected with a finished back as well as a separately specified counterweight to avoid tipping.

Product Applications – Masters Series

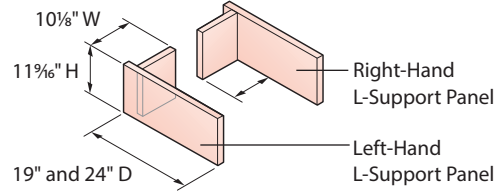
Planning 1H Modular Components

Support Panels for 1H Applications

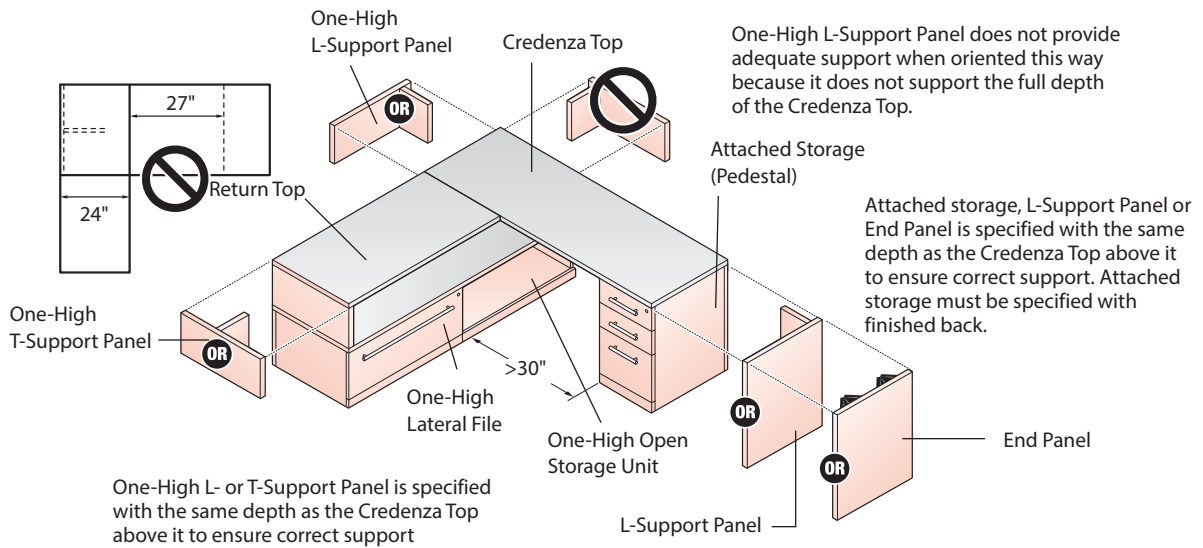
1H T-Support Panel



1H L-Support Panels

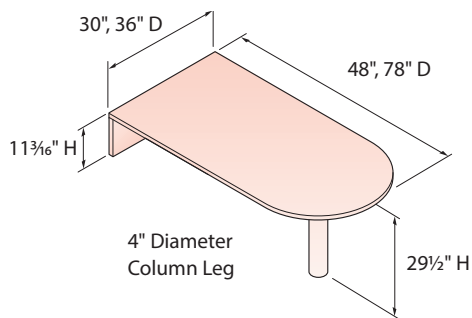


- Tips**
- Specify an L-Support Panel with a depth equivalent to the one-high storage beneath it and the Credenza Top positioned above it. See following example.
 - Specify a T-Support Panel with a depth equivalent to the Credenza Top positioned above it. See following example.
 - When planning, keep in mind that the minimum recommended kneespace for occupancy is 30" (762mm).

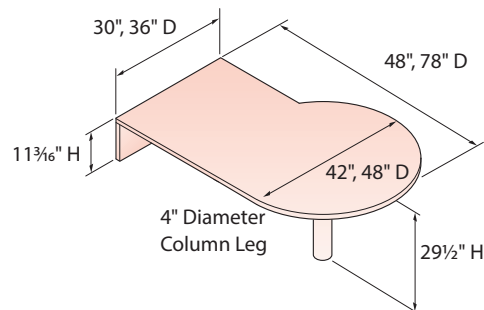


Convergent Desks for 1H Applications

D-Top Convergent Desk



P-Top Convergent Desk (right-hand shown)

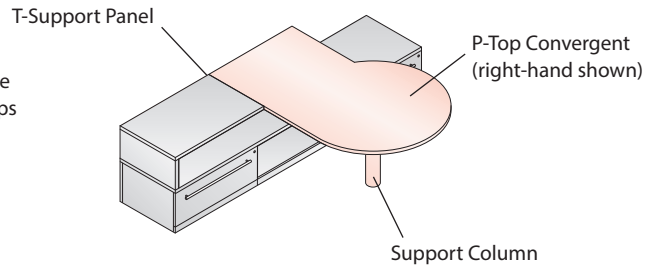
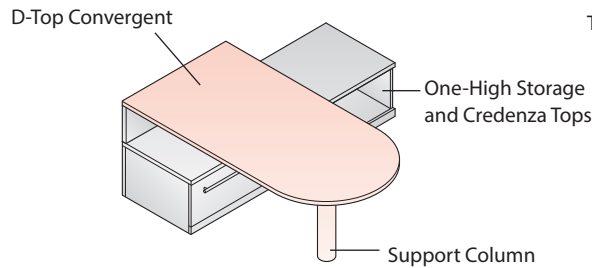


- Tips**
- For one-high applications, specify convergent D- and P-Top Desks with partial height T-Support option.
 - T-Support and support column not separately specified

Product Applications – Masters Series

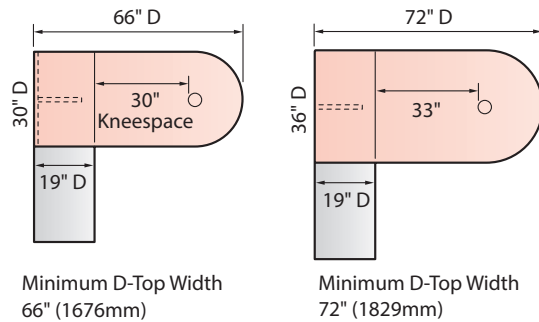
Planning 1H Modular Components

Partial-height T-Support Panel is positioned above one-high storage components. When planning, keep in mind that the minimum recommended kneespace (between storage and inside of column base) is 30" (762mm) and therefore not all available desk widths are applicable to every condition.

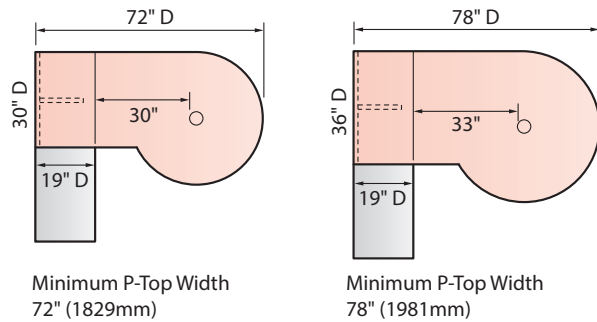


Minimum P-Top and D-Top Convergent Desk Widths

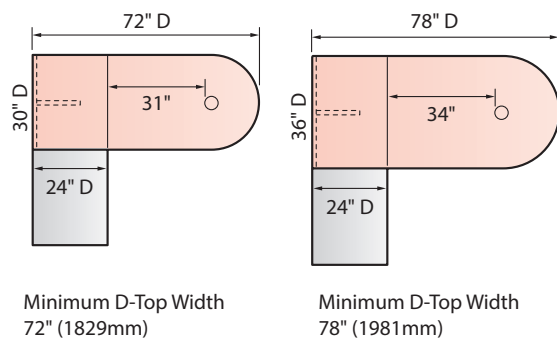
D-Top Convergent with 19" Deep Storage



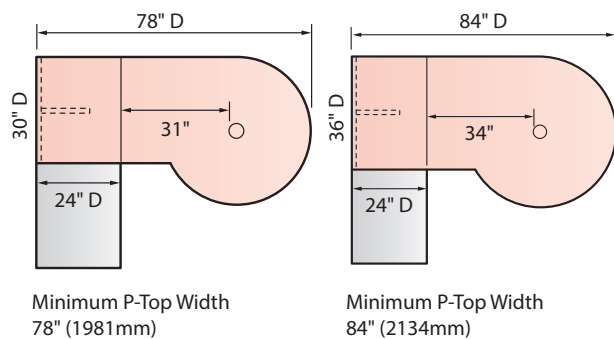
P-Top Convergent (left-hand shown) with 19" Deep Storage



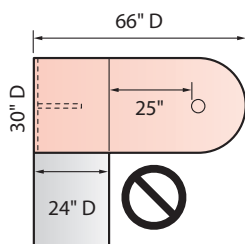
D-Top Convergent with 24" Deep Storage



P-Top Convergent (left-hand shown) with 24" Deep Storage



Tip Minimum widths shown above ensure the recommended minimum kneespace of 30" (762mm).

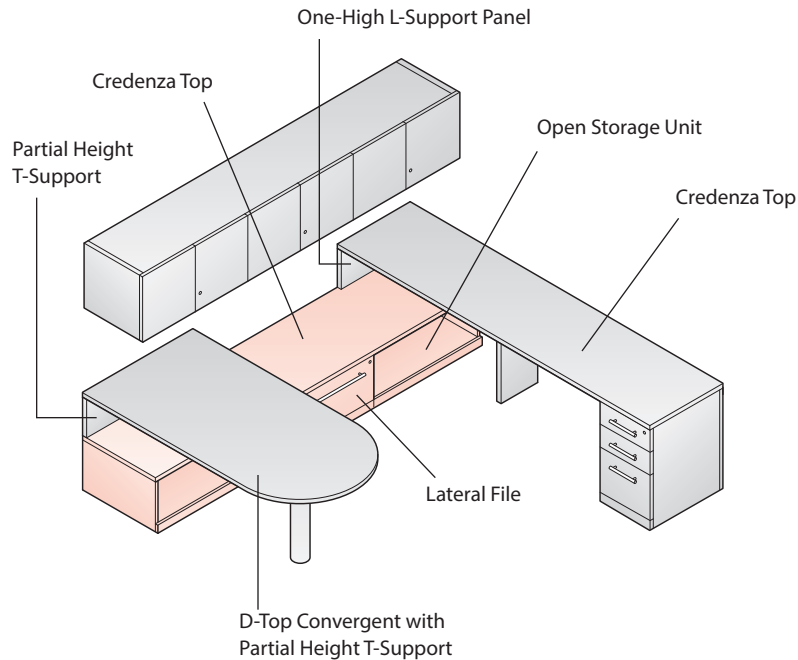


Product Applications – Masters Series

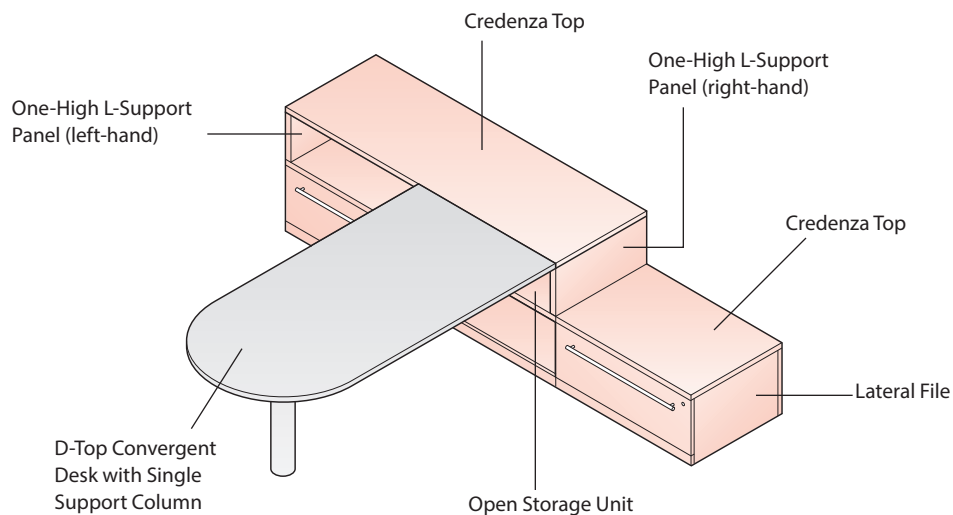
Planning 1H Modular Components

Convergent Desk One-High Examples:

Shown below are two examples of a convergent desks used in conjunction with other one-high components to create one-high applications. The first example contains a D-Top Convergent Desk with partial height T-Support Panel, supported by a bank of one-high storage units (two Open Storage Units and a Lateral File), as well as a back Credenza, also supported by the one-high storage forming a U-shaped workstation.



In this example, a P-Top Convergent with partial height T-Support Panel is positioned on a bank of one-high storage units (two Lateral Files and an Open Storage Unit) with a Return Top, creating an L-shaped workstation.



Product Applications – Masters Series

Vertical Storage Unit Support Guidelines

Vertical Storage Units provide significant storage functionality to Masters Series workstations. As one of the largest elements in the product line, Vertical Storage Units are capable of spanning over multiple components, each of which also has its own support considerations. Adhering to the following guidelines will ensure a Vertical Storage Unit is correctly supported and anchored upon installation.

Establish Support

As a Vertical Storage Unit becomes loaded with stored items and weight increases, it is important that it be properly supported and secured on lower Masters Series structures.

- For freestanding Credenzas or Return to Corner applications, it is recommended that supporting configurations match exactly the width of the Vertical Storage Unit. This ensures maximized efficiency of worksurface space as well as aesthetic alignment to end panels.
- When applications require that a desk support a Vertical Storage Unit (perpendicular mounting only), the Vertical Storage Unit must be specified with a width that will allow it to align with the desk's Modesty Panel (6" (152mm) inset).
- For modular applications, place storage or support panels below Vertical Storage Unit end panels. When an unsupported span is greater than 60" (1524mm), additional worksurface support is required (e.g. Mid-Support Panel). The rigidity of the supporting structure can be maximized by specifying storage with optional back panels or by unifying the structure with a Modesty Panel.

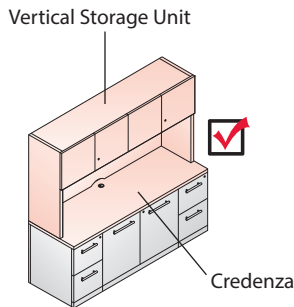
Anchoring / Counter-Balance

To avoid tipping, Vertical Storage Units must be stacked on components that are stable and properly counter-balance the weight of the unit. Whenever possible, use attached storage (Lateral File, Storage Unit, etc) or a convergent attachment to anchor the structure and lower the structure's center of balance.

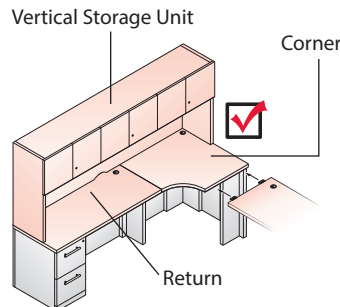
Avoid Placement Near Profiled and Coped Edges

Profiled and coped edges are non-load bearing and it is therefore necessary to avoid placing a Vertical Storage Unit within 6" (152mm) of the edge in order to avoid damage. For this reason, a Vertical Storage Unit should never run short on a Bridge (even with Mid-Support Panel) and must be located at least 6" (152mm) from the coped connection of a Return (with Mid-Support Panel).

Aligns with Width of Supporting Configuration

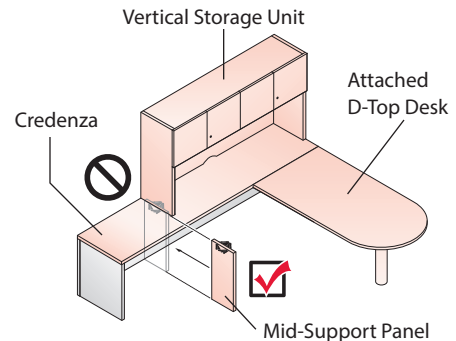


Vertical Storage Unit Width = Credenza Width



Vertical Storage Unit Width = Total Combined Width (Corner and Return)

If Vertical Storage Unit width is less than Credenza width, add support beneath worksurface (e.g. Mid-Support Panel or attached storage)



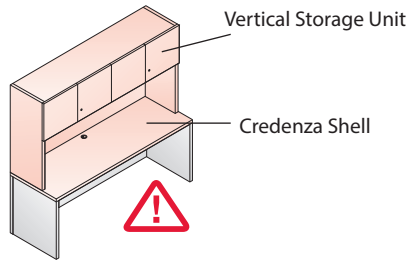
Vertical Storage Unit Width Less Than Credenza Width

Note Guidelines apply to both one-high and two-high Vertical Storage Units; one-high shown in illustrations.

Product Applications – Masters Series

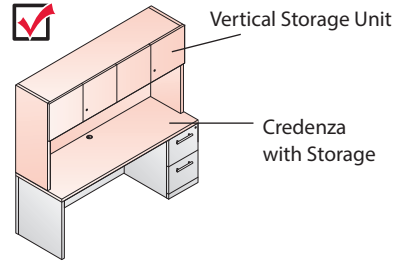
Vertical Storage Unit Support Guidelines

Counter-Balance Vertical Storage Unit on Credenza Shells by Adding Attached Storage



Unbalanced application unless placed against a wall or in mirrored back-to-back configuration.

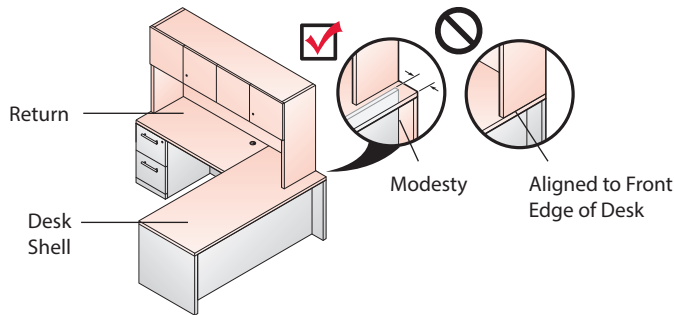
Note VSU is not allowed above Hoop Leg Table Desk.



Counter-balanced with attached storage.

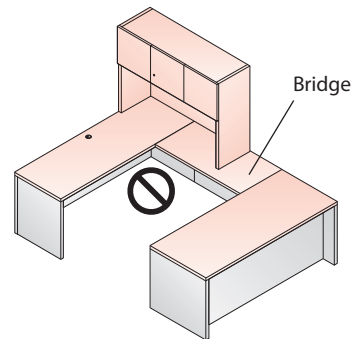
When spanning to a Desk – align with 6" inset Modesty Panel.

Aligned to Modesty

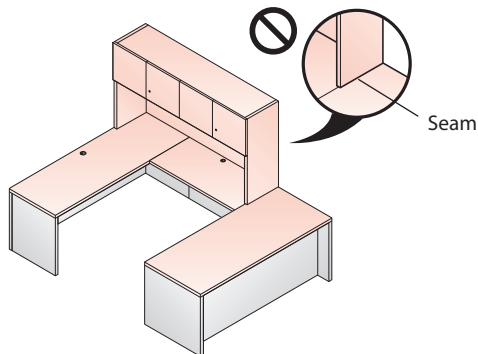


Tip Vertical Storage Unit cannot be aligned at the front edge of a desk where there exists an overhang or a profiled edge.

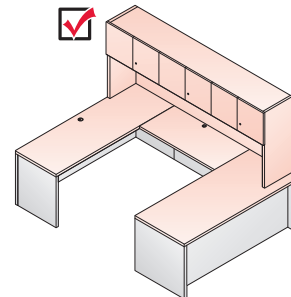
Cannot be positioned on Bridge.



Cannot be positioned on a seam where one worksurface meets another.



Always span over Bridge and clear worksurface seams by at least 6".



Note Guidelines apply to both one-high and two-high Vertical Storage Units; one-high shown in illustrations.

Product Applications – Masters Series

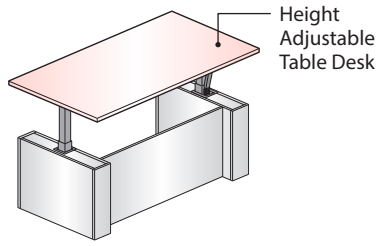
Application Overview – Height Adjustable Desks and Worktops

Height Adjustable Desks and Worktops:

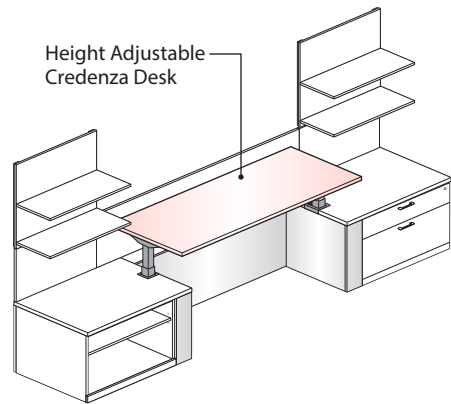
- Height Adjustable Table Desk
- Height Adjustable Credenza Desk
- Height Adjustable Convergent Worktop

Each of these surfaces are designed to be used in a different planning model. The following pages will explain product application planning.

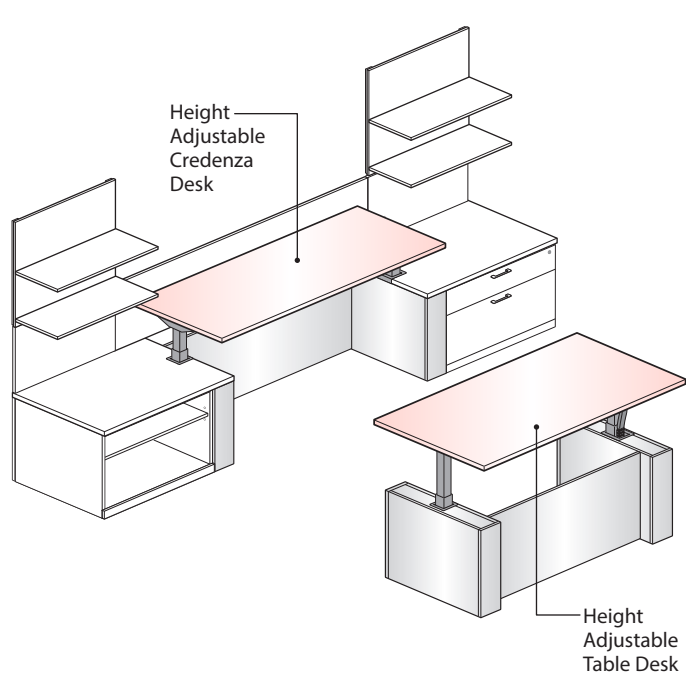
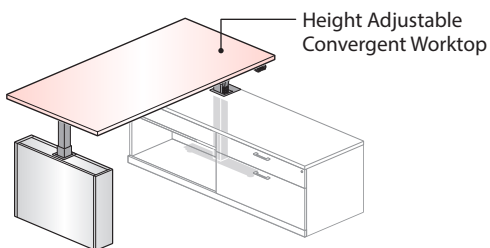
Height Adjustable Table Desk



Height Adjustable Credenza Desk



Height Adjustable Convergent Worktop



Product Applications – Masters Series

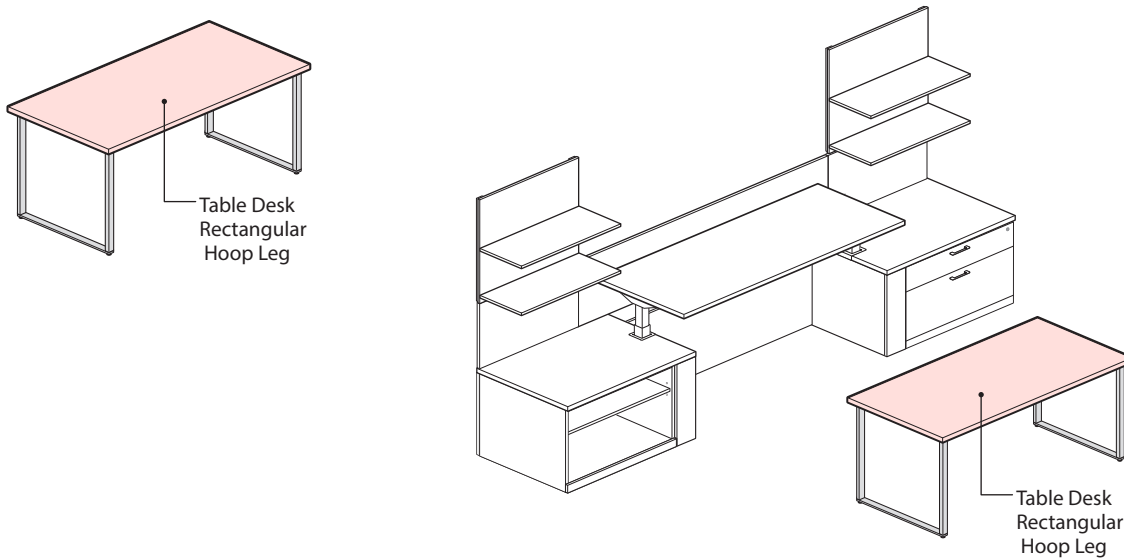
Application Overview – Fixed Height Desks and Worktops

Masters Series Fixed Height Desks and Worktops

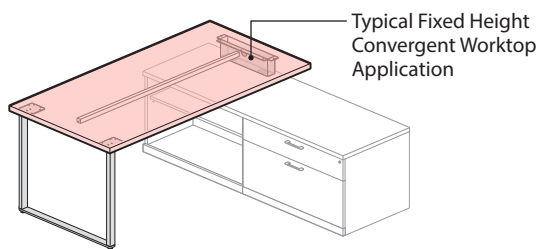
- Table Desk – Rectangular Hoop Leg
- Convergent Worktop for use with 1.5H Storage – Hoop Leg
- Convergent Worktop for use with 1.5H Storage – Column Leg

Table Desk – Rectangular – Hoop Leg

- Masters Series Hoop Leg Table Desk may be used in the same planning footprint as the Height Adjustable Table Desk or Pedestal Desk.

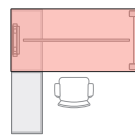


Convergent Worktop for use with 1.5H Storage – Hoop Leg

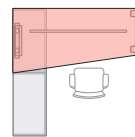


Worktop Shapes

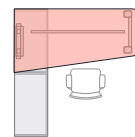
Rectangular



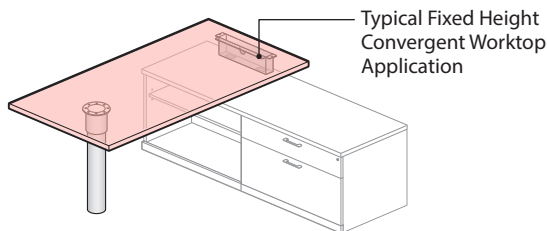
Wedge Square



Wedge Radius

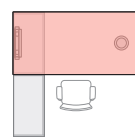


Convergent Worktop for use with 1.5H Storage – Column Leg

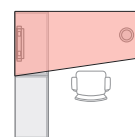


Worktop Shapes

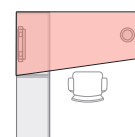
Rectangular



Wedge Square



Wedge Radius



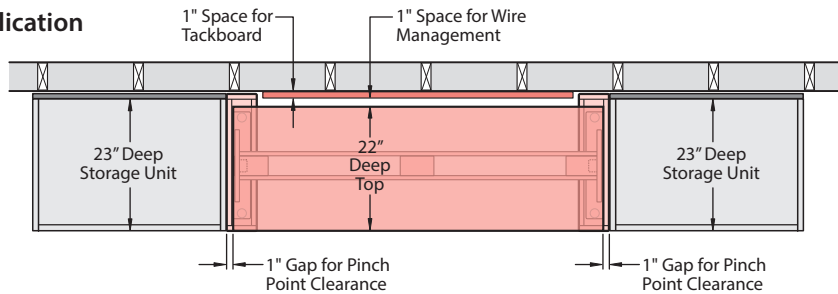
Product Applications – Masters Series

Height Adjustable Credenza Desk Applications

In-Line Applications – Height Adjustable Credenza Desk

- The Height Adjustable Credenza Desk is intended for use against a wall.
- The actual depth of the desk is 2" less than the nominal dimension. This allows 1" to accommodate cable management and 1" inch to accommodate the use of a tackboard above the desk.
- The actual width of the desk is 2" less than the nominal dimension. This allows for a 1" pinch point on each side of the desk.

24" Deep Application

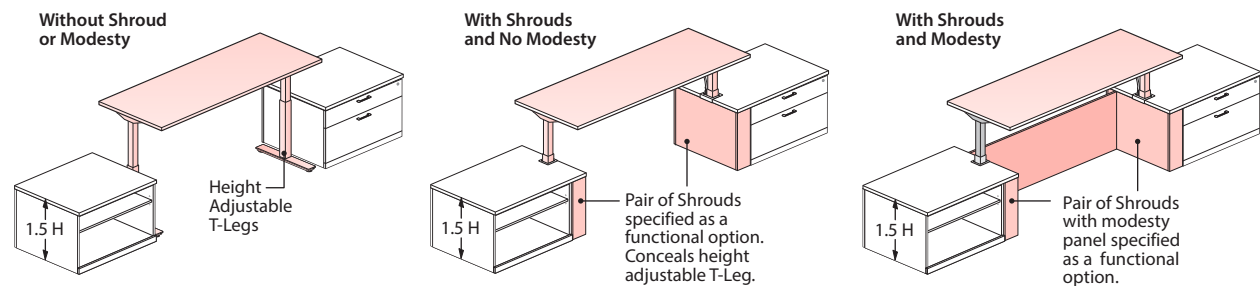


Planning Guidelines

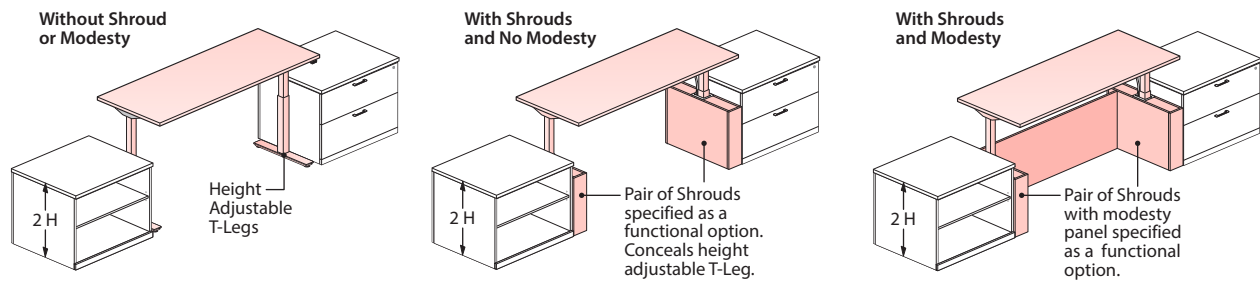
- Storage units adjacent to the Credenza Desk may be 1.5H or 2H.
- The Credenza Desk is available with a pair of shrouds, with a pair of shrouds and a modesty panel, or without shrouds or modesty panels.

A shroud is an aesthetic cover which conceals a Height Adjustable T-Leg. A pair of shrouds are specified as an functional option for a Height Adjustable Credenza Desk. The Height Adjustable Credenza Desk is offered with a pair of shrouds rather than a single shroud to support the aesthetics of an in-line application. A shroud modesty panel is only for use with a pair of shrouds.

Height Adjustable Credenza Desk with adjacent 1.5H Storage Units



Height Adjustable Credenza Desk with adjacent 2H Storage Units



Note A Height Adjustable Credenza Desk pair of shrouds are dimensionally different than the separately specified shrouds for use with the Height Adjustable Table Desk and the Height Adjustable Convergent Worktop.

Product Applications – Masters Series

Height Adjustable Credenza Desk Applications

Credenza Top Planning Guidelines for Shroud Applications

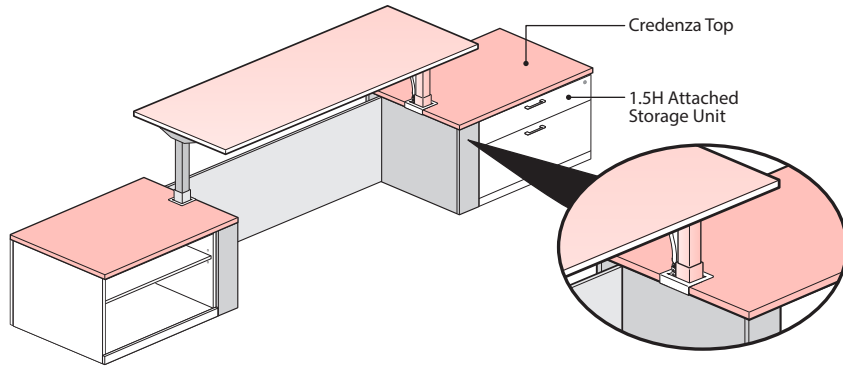
Height Adjustable Credenza Desk Shroud Applications with Adjacent to 1.5H Attached Lower Storage

- The Credenza Top may be specified to span the shroud and the attached lower storage unit or it may be specified the same width as the attached storage unit(s).

Applications with Adjacent 1.5H Attached Storage Units – 24" Deep

Credenza Top Spans Shroud and Attached Lower Storage Unit(s).

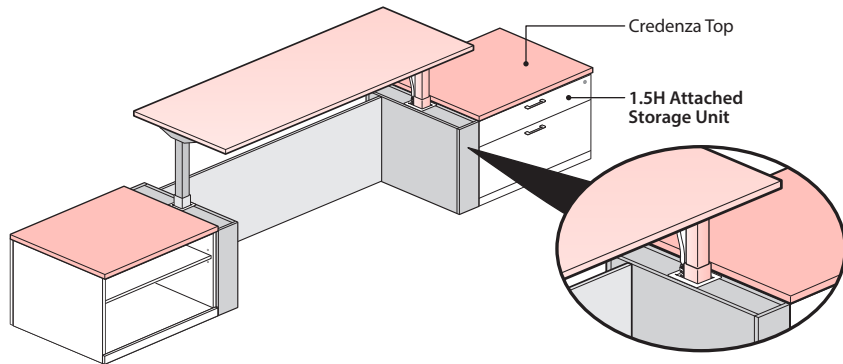
- Specify the Credenza Top 6" wider than the 1.5H attached storage unit(s) to span the shroud.



Aesthetically creates horizontal alignment between top of shroud and 1.5H attached lower storage.

Credenza Top is the same width as the attached lower storage unit(s)

- The Credenza Top is specified the same width as the 1.5H lower storage unit(s).

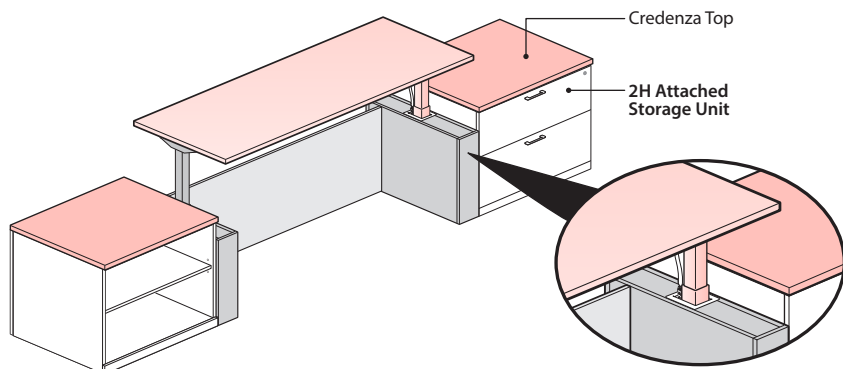


Aesthetically creates a horizontal step between top of shroud and the credenza top.

Applications with adjacent 2H Storage Units – 24" Deep

Credenza Top is the same width as the attached lower storage unit(s)

- The Credenza Top is specified the same width as the 2H lower storage unit(s).



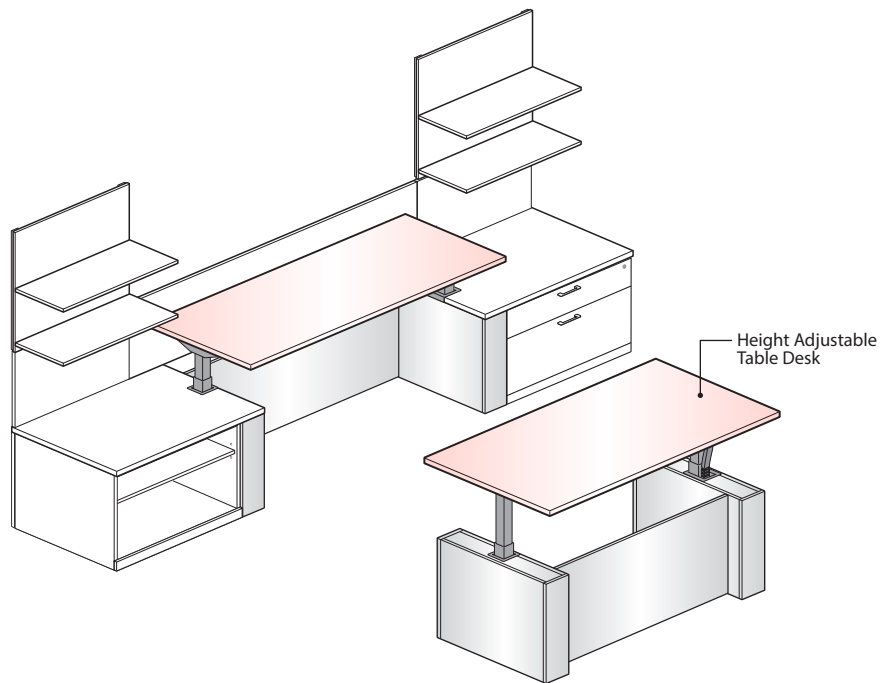
Aesthetically drop in height between the shroud and the 2H attached lower storage.

Note Contact tailored solutions for 30" deep attached storage units in an in-line 30" deep height adjustable Credenza Desk application.

Product Applications – Masters Series

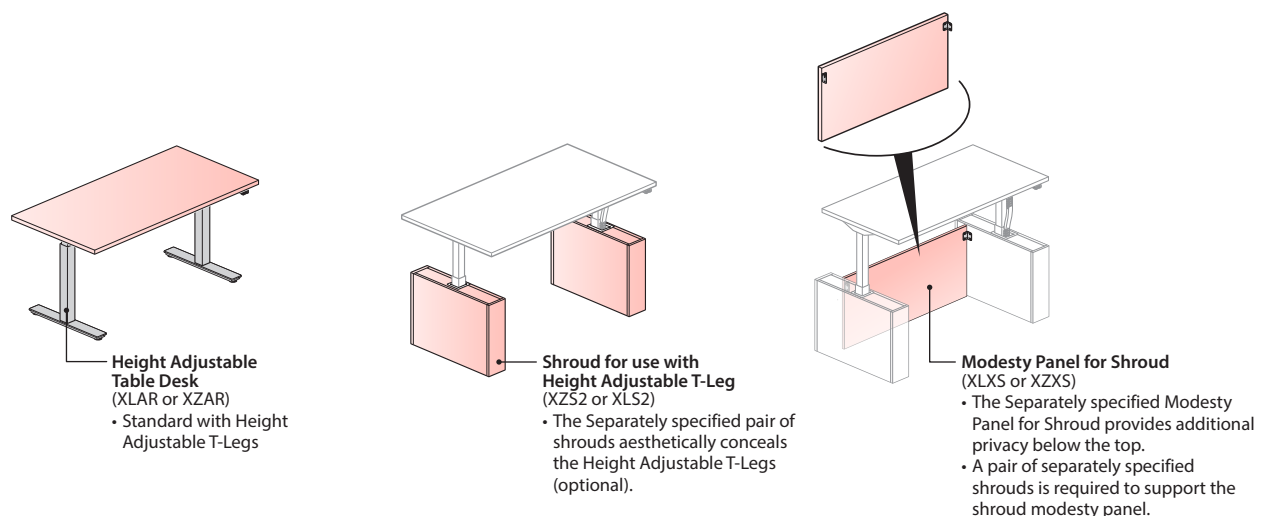
Height Adjustable Table Desk Applications

The Height Adjustable Table Desk is intended to be used as a standalone desk similar in application as a single or double pedestal desk.



Planning Guidelines

A shroud is an aesthetic cover which conceals a Height Adjustable T-Leg and is separately specified for a Height Adjustable Table Desk. Shrouds are available as a single shroud or a pair of shrouds. A pair of shrouds are recommended as the Table Desk is intended for a standalone application. If a pair of shrouds are specified a shroud modesty panel may be separately specified for the Height Adjustable Table Desk.



Note A Height Adjustable Credenza Desk pair of shrouds are dimensionally different than the separately specified shrouds for use with the Height Adjustable Table Desk and the Height Adjustable Convergent Worktop.

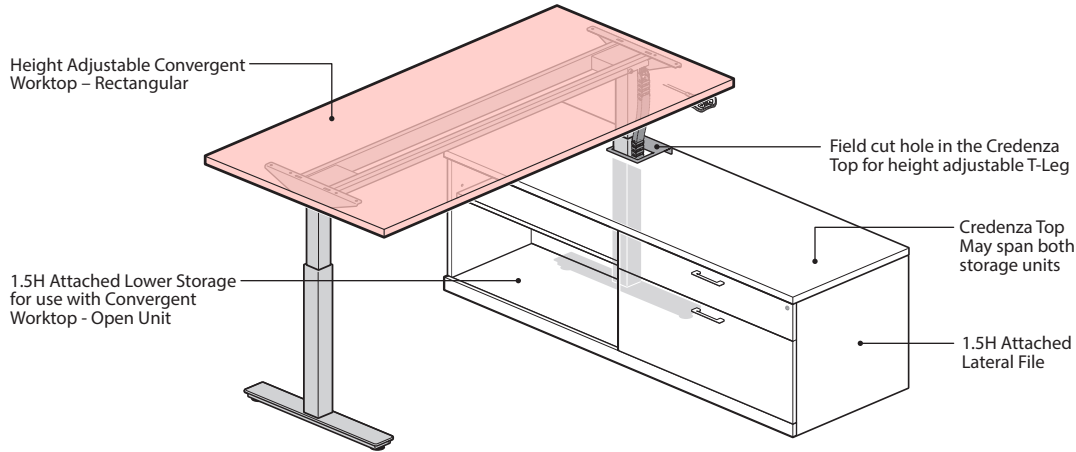
Product Applications – Masters Series

Height Adjustable Convergent Worktop Applications

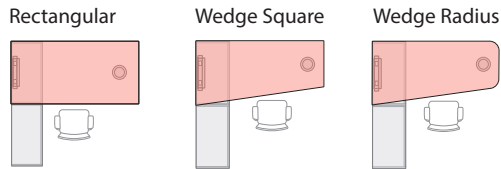
The Height Adjustable Convergent Worktop is intended to be used with separately specified 1.5H Attached Lower Storage Unit(s) to create Height Adjustable Convergent Worktop/Storage Application.

Convergent Worktop – Pinch Point Clearance

- The worktop depth is 1" less than the nominal depth to accommodate wire management if the worktop is located against a wall.
- The worktop width is 2" less than the nominal dimension to allow for a 2" pinch point clearance between the end of the table and the back of the storage unit adjacent to the wall. 1" to accommodate cable management and 1" inch to accommodate the use of a tackboard above the desk.

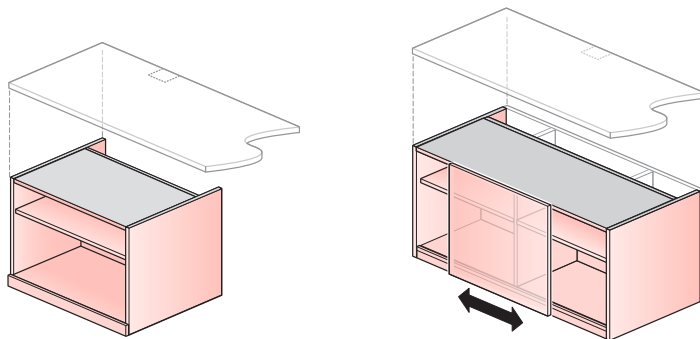


Worktop Shapes



The Height Adjustable Convergent Worktop is only used with the following 1.5H Attached Storage Units:

- 1.5H Attached Lower Storage for use with Convergent Worktop – Open Unit
- 1.5H Attached Sliding Door Storage Unit for use with Convergent Worktop



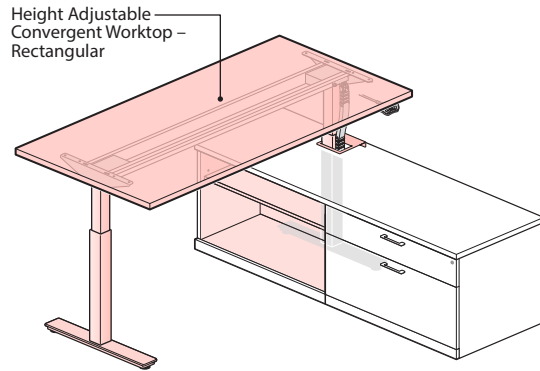
1.5H Attached Lower Storage for use with Convergent Worktop - Open Unit (X5PB or X4PB)

1.5H Attached Sliding Door Storage Unit for use with Convergent Worktop (X5SB or X4SB)

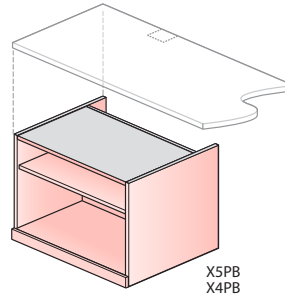
Product Applications – Masters Series

Height Adjustable Convergent Worktop Applications

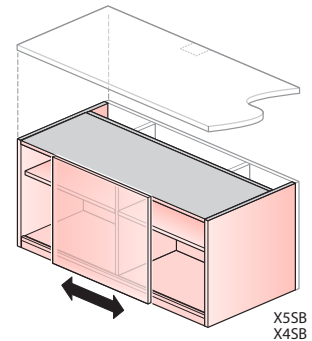
- ✓ Do** The Height Adjustable Convergent Worktop is only for use with the following 1.5H attached storage units:
- 1.5H Attached Lower Storage for use with Convergent Worktop – Open Unit
 - 1.5H Attached Sliding Door Storage Unit for use with Convergent Worktop
- Newly designed storage units have a deeper full height open cavity in the back than the original 1.5H Attached Lower Storage Units. The deeper open cavity is required to house the adjustable height T-Leg.



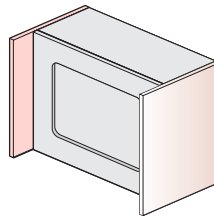
1.5H Attached Lower Storage for use with Convergent Worktop Open Unit (Front View)



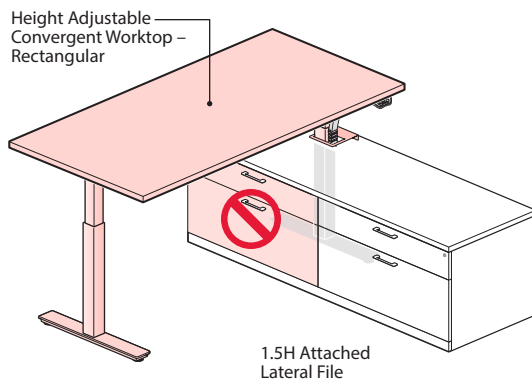
1.5H Attached Sliding Door Storage Unit for use with Convergent Worktop (Front View)



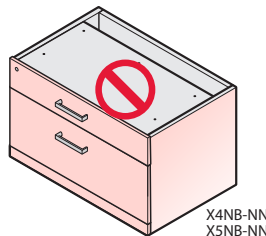
1.5H Attached Lower Storage for use with Convergent Worktop Open Unit (Back View)



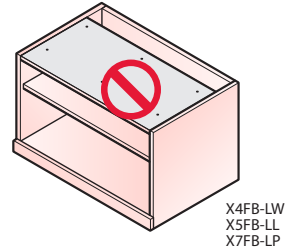
- ⊘ Don't** The Height Adjustable Convergent Worktop is NOT for use with the 1.5H Attached Storage Units.



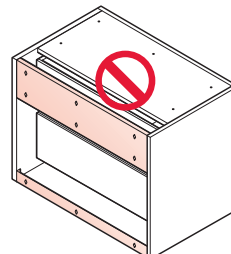
1.5H Attached Open Storage Unit (Front View)



1.5H Attached Lateral File (Front View)



Attached Storage Unit (Back View)

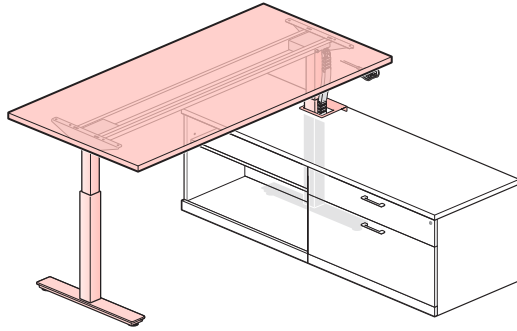


Product Applications – Masters Series

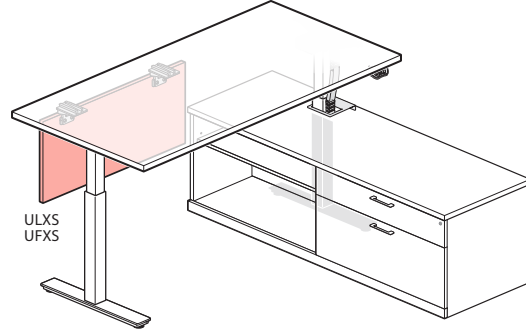
Height Adjustable Convergent Worktop Applications

Planning Options

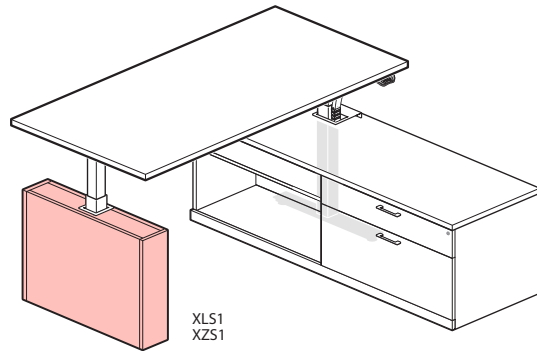
A shroud is an aesthetic cover which conceals a Height Adjustable T-Leg and is separately specified for the Height Adjustable Convergent Worktop. For a shroud application specify a single shroud for the exposed T-Leg. A separately specified Adaptable Modesty Panel may be used with or without the shroud.



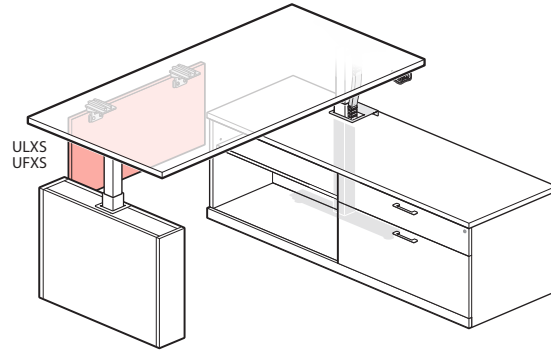
Convergent Worktop Standard with Height Adjustable T-Leg(s)



Separately specified Adaptable Modesty Panel (No Shroud Application)



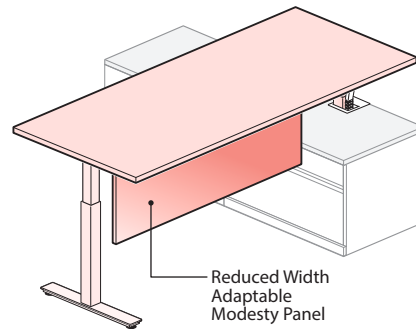
Separately specified Shroud for use with Height Adjustable T-Leg



Separately specified Adaptable Modesty Panel (Shroud Application)

Adaptable Modesty Panel Width Specification

For a reduced width Adaptable Modesty Panel application where the modesty is located between the floor support (with or without shroud) and the front of the 1.5H attached Lower Storage Unit refer to the following price list specification matrix:



Specification Matrix – Adaptable Modesty Panel Widths

CONVERGENT WORKTOP WIDTH	19" DEEP STORAGE UNITS						24" DEEP STORAGE UNITS					
	SHROUD			NO SHROUD			SHROUD			NO SHROUD		
	Rectangle Top	Wedge Square Top	Wedge Radius Top	Rectangle Top	Wedge Square Top	Wedge Radius Top	Rectangle Top	Wedge Square Top	Wedge Radius Top	Rectangle Top	Wedge Square Top	Wedge Radius Top
58" Wide	30" Wide	30" Wide	27" Wide	36" Wide	36" Wide	33" Wide	24" Wide	24" Wide	21" Wide	30" Wide	30" Wide	27" Wide
64" Wide	36" Wide	36" Wide	33" Wide	42" Wide	42" Wide	39" Wide	30" Wide	30" Wide	27" Wide	36" Wide	36" Wide	33" Wide
70" Wide	42" Wide	42" Wide	39" Wide	48" Wide	48" Wide	45" Wide	36" Wide	36" Wide	33" Wide	42" Wide	42" Wide	39" Wide
76" Wide	48" Wide	48" Wide	45" Wide	54" Wide	54" Wide	51" Wide	42" Wide	42" Wide	39" Wide	48" Wide	48" Wide	45" Wide
82" Wide	54" Wide	54" Wide	51" Wide	60" Wide	60" Wide	57" Wide	48" Wide	48" Wide	45" Wide	54" Wide	54" Wide	51" Wide

Product Applications – Masters Series

Shroud for use with Height Adjustable T-Leg Applications

Shroud for use with Height Adjustable T-Leg is separately specified for use with the following:

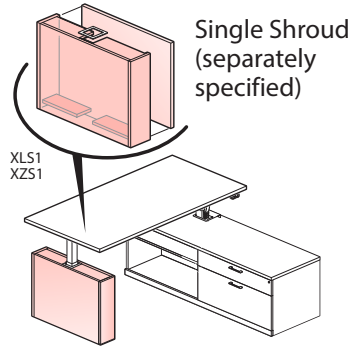
- Height Adjustable Convergent Worktop
- Height Adjustable Table Desk

Height Adjustable Convergent Worktop



Do

Height Adjustable Convergent Worktop is for use with a single shroud.

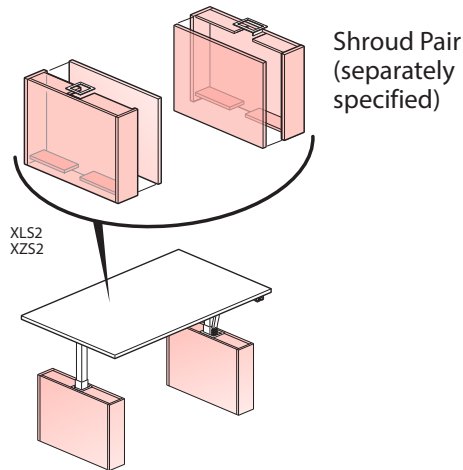


Height Adjustable Table Desk



Do

Height Adjustable Table Desk is for use with a pair of shrouds.



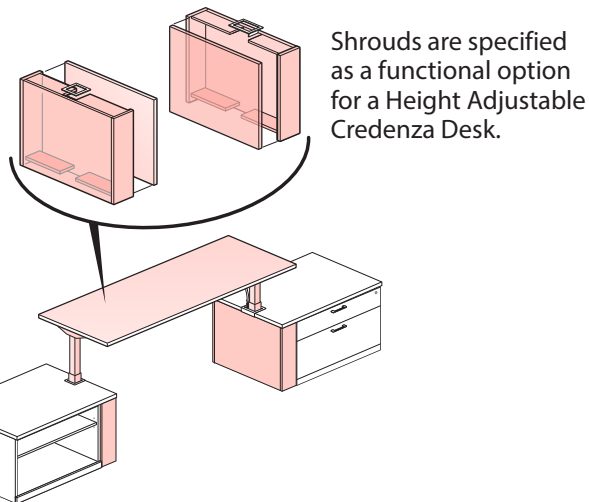
Height Adjustable Credenza Desk

Height Adjustable Credenza Desk is not for use with a separately specified pair of shrouds. While a shroud application is applicable for the Height Adjustable Credenza Desk the pair of shrouds are specified as a functional option, only.



Do

Pair of shrouds are specified as a functional option for a Height Adjustable Credenza Desk.



Don't

Pair of shrouds are not separately specified for a Height Adjustable Credenza Desk.

Note

A Height Adjustable Credenza Desk pair of shrouds are dimensionally different than the Separately specified shrouds for use with the Height Adjustable Table Desk and the Height Adjustable Convergent Worktop.

Product Applications – Masters Series

Modesty Panel for Shroud Applications

The separately specified Modesty Panel for Shroud is for use with the Height Adjustable Table Desk, only.

Height Adjustable Table Desk



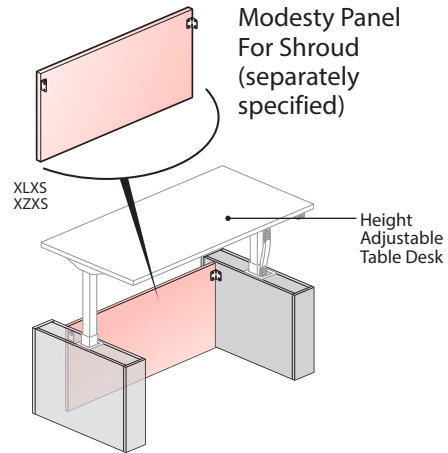
Do

Separately specify Modesty Panel for Shroud for a Height Adjustable Credenza Desk application.

- Modesty Panel for Shroud is separately specified for a Height Adjustable Table Desk, only
- Must be used with separately specified pair of shrouds



Tip The Modesty Panel for shroud must be specified the same width as the Height Adjustable Table Desk.



Height Adjustable Credenza Desk

Height Adjustable Credenza Desk is not for use with a separately specified pair of shrouds or Modesty Panel for Shroud. While a shroud application is applicable for the Credenza Desk the pair of shrouds and shroud Modesty Panel are specified as a functional option.



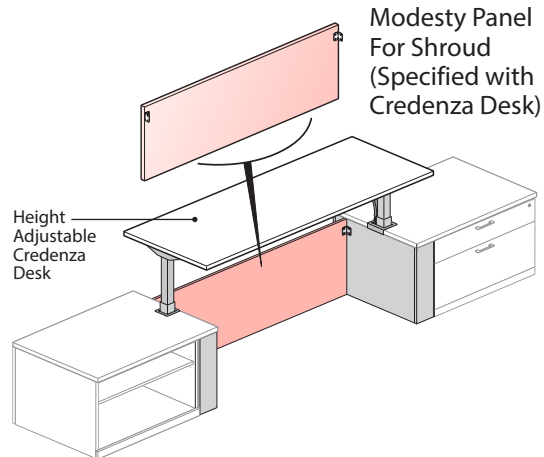
Do

- Modesty Panel for Shroud is specified as a functional option for a Height Adjustable Credenza Desk.
- Must be used with pair of shrouds; specified as a functional option for a Height Adjustable Credenza Desk.



Don't

- Modesty Panel for Shroud is not separately specified for a Height adjustable Credenza Desk



Note

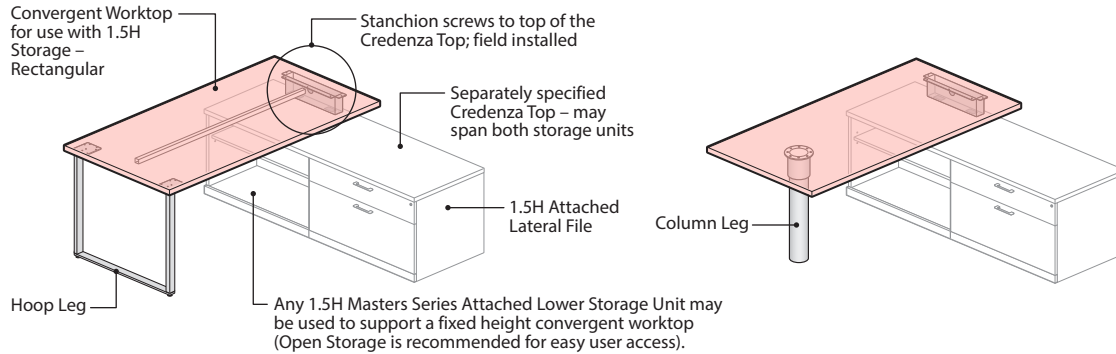
A Height Adjustable Credenza Desk Shroud Modesty Panel is dimensionally different than the separately specified Modesty Panel for Shroud which is for use with the Height Adjustable Table Desk.

Product Applications – Masters Series

Convergent Worktop for use with 1.5H Storage Applications

Application Guidelines

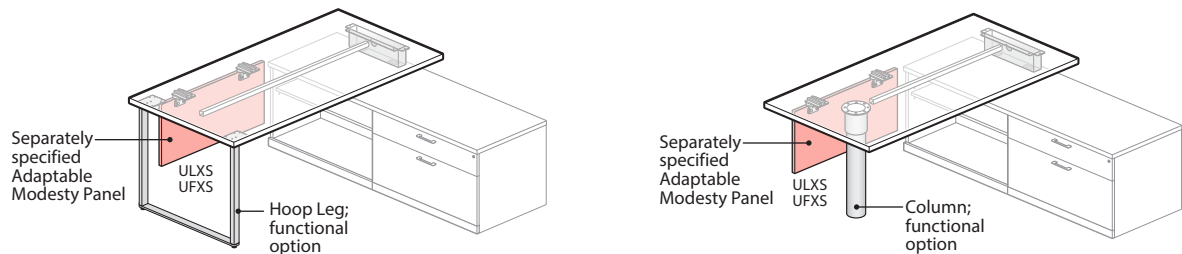
Do The Convergent Worktop for use with 1.5H Storage may be used with any Masters Series 1.5H Attached Storage option to support the attached end of the worktop.



Tip To allow user access beneath the convergent worktop an open storage unit is recommended.

Planning Options

A separately specified Adaptable Modesty Panel may be used with the hoop leg or column.



Adaptable Modesty Panel Specification:

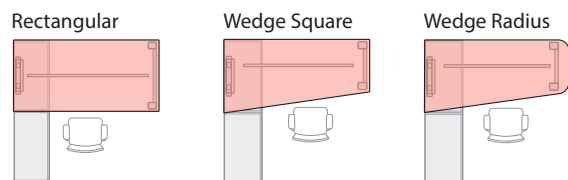
For a reduced width Adaptable Modesty Panel application where the modesty is located between the floor support and the front of the 1.5H attached Lower Storage Unit refer to the following specification matrix:

Specification Matrix – Adaptable Modesty Panel Widths

CONVERGENT WORKTOP WIDTH	CONVERGENT WORKTOP – HOOP LEG						CONVERGENT WORKTOP – COLUMN LEG					
	19" DEEP STORAGE UNITS			24" DEEP STORAGE UNITS			19" DEEP STORAGE UNITS			24" DEEP STORAGE UNITS		
	Rectangle Top	Wedge Square Top	Wedge Radius Top	Rectangle Top	Wedge Square Top	Wedge Radius Top	Rectangle Top	Wedge Square Top	Wedge Radius Top	Rectangle Top	Wedge Square Top	Wedge Radius Top
58" Wide	36" Wide	36" Wide	36" Wide	30" Wide	30" Wide	30" Wide	36" Wide	36" Wide	36" Wide	30" Wide	30" Wide	30" Wide
64" Wide	42" Wide	42" Wide	42" Wide	36" Wide	36" Wide	36" Wide	42" Wide	42" Wide	42" Wide	36" Wide	36" Wide	36" Wide
70" Wide	48" Wide	48" Wide	48" Wide	42" Wide	42" Wide	42" Wide	48" Wide	48" Wide	48" Wide	42" Wide	42" Wide	42" Wide
76" Wide	54" Wide	54" Wide	54" Wide	48" Wide	48" Wide	48" Wide	54" Wide	54" Wide	54" Wide	48" Wide	48" Wide	48" Wide
82" Wide	60" Wide	60" Wide	60" Wide	54" Wide	54" Wide	54" Wide	60" Wide	60" Wide	60" Wide	54" Wide	54" Wide	54" Wide

Convergent Worktop Shapes for use with 1.5H Storage

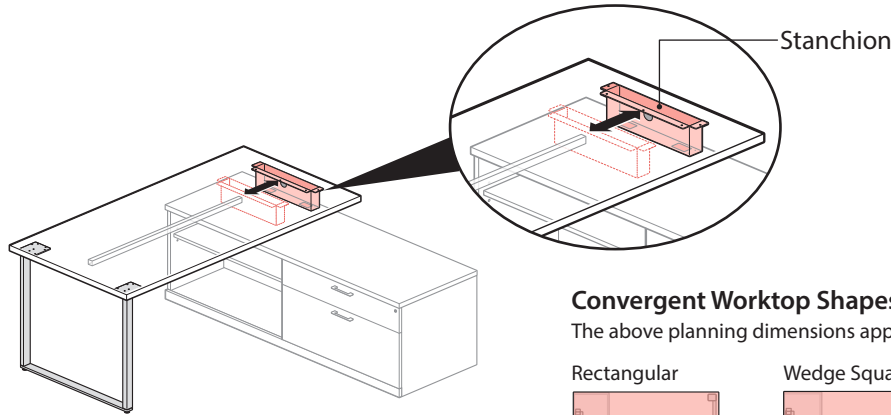
The above application guidelines apply to all convergent worktop shapes.



Product Applications – Masters Series

Stanchion Location and Worktop/Credenza Top Overhang Guidelines

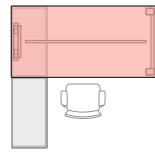
Convergent Worktop for use with 1.5H Storage Applications



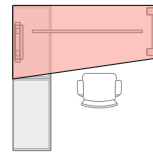
Convergent Worktop Shapes for use with 1.5H Storage

The above planning dimensions apply to all convergent worktop shapes.

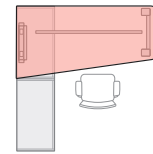
Rectangular



Wedge Square

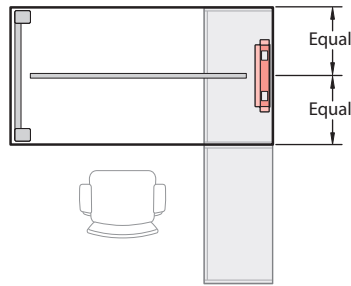


Wedge Radius

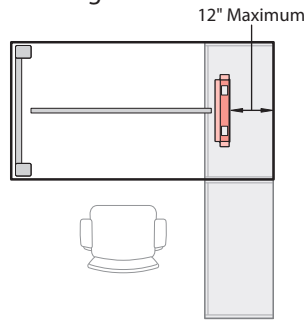


Key planning dimensions:

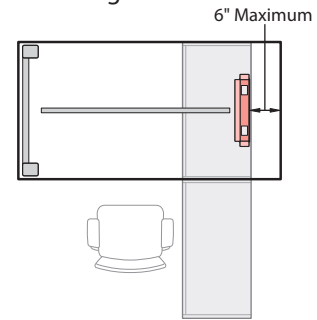
Stanchion must be centered on depth of worktop



Stanchion may be Inset up to a 12" maximum; Stanchion to back of storage unit

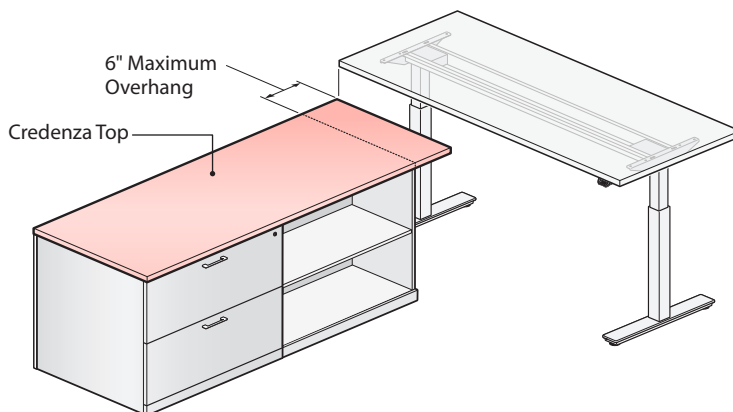


Up to a 6" maximum worktop overhang is allowed from back of storage unit



Credenza Top Planning Guidelines

Although it is not recommended for aesthetic reasons, the width of a Credenza Top may be a maximum of 6" wider than lower storage unit(s).



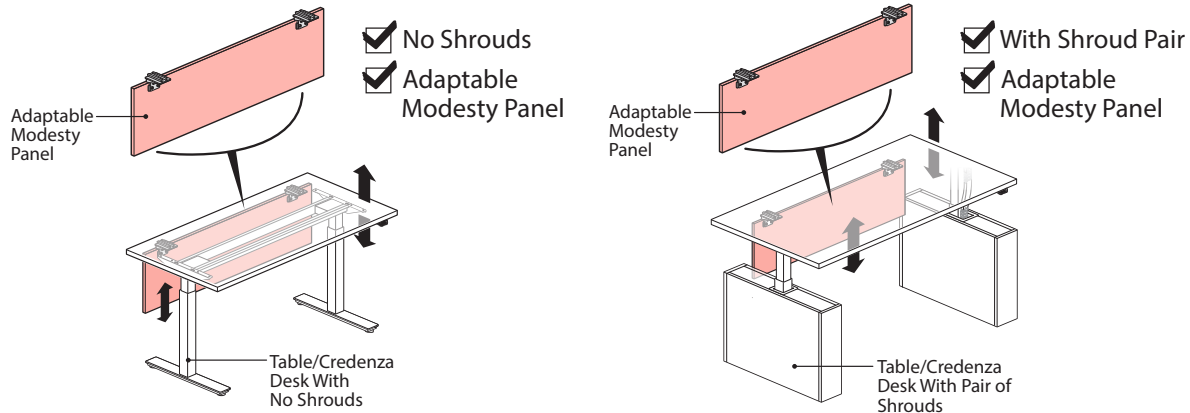
Product Applications – Masters Series

Adaptable Modesty Panel Applications

The Adaptable Modesty Panel is for use with a Height Adjustable Credenza Desk, Height Adjustable Table Desk, Hoop Leg Table Desk and Convergent Worktops. Desk or worktop may be height adjustable or fixed height. The Adaptable Modesty Panel is separately specified.

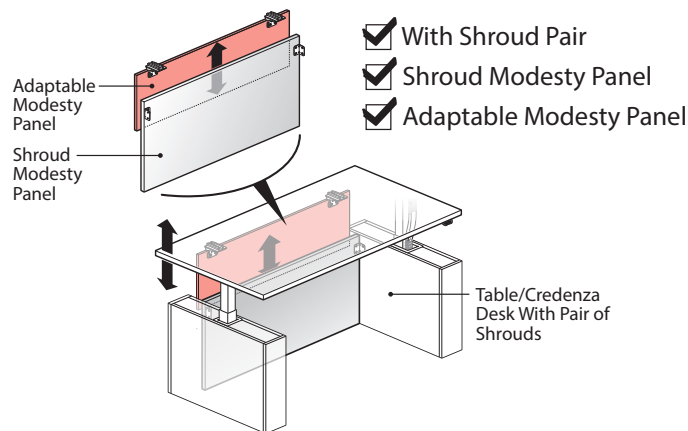
Height Adjustable Credenza/Table Desk Application Guidelines

Do The following planning models are for use with the Height Adjustable Table Desk or the Height Adjustable Credenza Desk.



Do

- The Adaptable Modesty panel is installed outboard of the Modesty Panel for Shroud
- The Modesty Panel for Shroud is stationary and provides modesty between the pair of shrouds
- The Adaptable Modesty Panel is attached to the underside of the desk and provides height adjustable modesty when the desk is raised or lowered
- If the height adjustable table desk is fully raised there will be a 9" gap between the bottom of the Adaptable Modesty Panel and the top of the Shroud Modesty Panel



Adaptable Modesty Panel / Shroud Modesty Panel Specification:

For a reduced width Adaptable Modesty panel application where the Adaptable Modesty Panel is located between a pair of shrouds refer to the following price list specification Matrix for the appropriate width modesty panel:

Specification Matrix – Adaptable Modesty Panel / Shroud or No Shroud Modesty Panel Widths


HEIGHT ADJUSTABLE CREDEZA DESK / HEIGHT ADJUSTABLE TABLE DESKS		
Desk Width	Modesty Width for Desk With No Shroud	Modesty Width for Desk With Shroud Pair
60" Wide	54" Wide	39" Wide
66" Wide	60" Wide	45" Wide
72" Wide	66" Wide	51" Wide
78" Wide	72" Wide	57" Wide
84" Wide	78" Wide	63" Wide

Note To specify the appropriate width Adaptable Modesty Panel in a layered application with a Shroud Modesty Panel refer to the Adaptable Modesty Panel for use with Shroud(s) or No Shroud Specification Matrix shown in the price list.

Product Applications – Masters Series

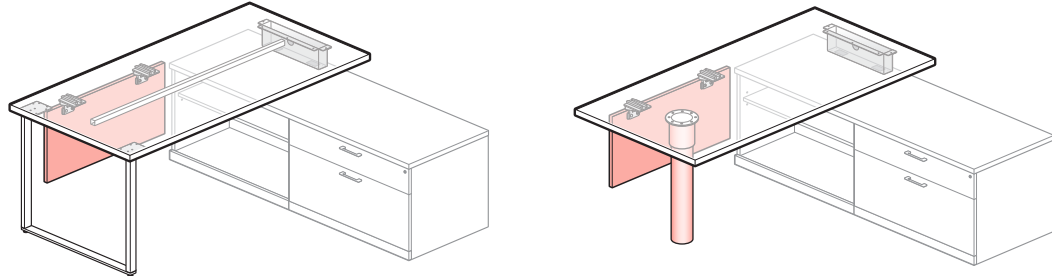
Adaptable Modesty Panel Applications

Convergent Worktop Application Guidelines

 **Do** The following planning models are for use with a Height Adjustable or Fixed Height Convergent Worktop.

Convergent Worktop (Fixed Height) for use with 1.5H Storage

- Hoop Leg with an Adaptable Modesty Panel
- Column with an Adaptable Modesty Panel

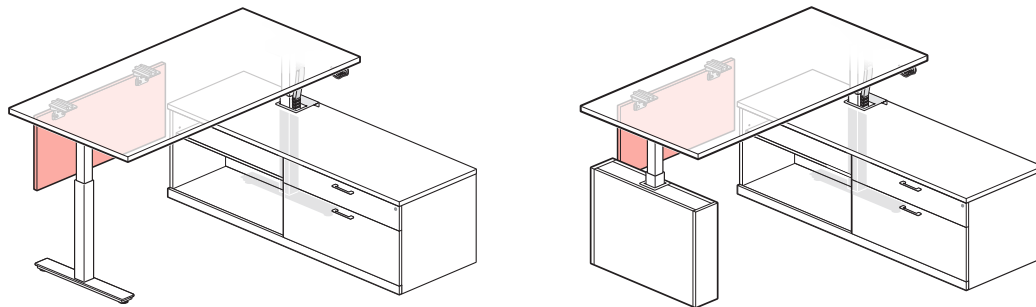


Specification Matrix – Adaptable Modesty Panel Widths

CONVERGENT WORKTOP WIDTH	CONVERGENT WORKTOP – HOOP LEG						CONVERGENT WORKTOP – COLUMN LEG					
	19" DEEP STORAGE UNITS			24" DEEP STORAGE UNITS			19" DEEP STORAGE UNITS			24" DEEP STORAGE UNITS		
	Rectangle Top	Wedge Square Top	Wedge Radius Top	Rectangle Top	Wedge Square Top	Wedge Radius Top	Rectangle Top	Wedge Square Top	Wedge Radius Top	Rectangle Top	Wedge Square Top	Wedge Radius Top
58" Wide	36" Wide	36" Wide	36" Wide	30" Wide	30" Wide	30" Wide	36" Wide	36" Wide	36" Wide	30" Wide	30" Wide	30" Wide
64" Wide	42" Wide	42" Wide	42" Wide	36" Wide	36" Wide	36" Wide	42" Wide	42" Wide	42" Wide	36" Wide	36" Wide	36" Wide
70" Wide	48" Wide	48" Wide	48" Wide	42" Wide	42" Wide	42" Wide	48" Wide	48" Wide	48" Wide	42" Wide	42" Wide	42" Wide
76" Wide	54" Wide	54" Wide	54" Wide	48" Wide	48" Wide	48" Wide	54" Wide	54" Wide	54" Wide	48" Wide	48" Wide	48" Wide
82" Wide	60" Wide	60" Wide	60" Wide	54" Wide	54" Wide	54" Wide	60" Wide	60" Wide	60" Wide	54" Wide	54" Wide	54" Wide

Height Adjustable Convergent Worktop

- T-Leg with an Adaptable Modesty Panel
- Single Shroud with an Adaptable Modesty Panel



Specification Matrix – Adaptable Modesty Panel Widths

CONVERGENT WORKTOP WIDTH	NO SHROUD						WITH SHROUD					
	19" DEEP STORAGE UNITS			24" DEEP STORAGE UNITS			19" DEEP STORAGE UNITS			24" DEEP STORAGE UNITS		
	Rectangle Top	Wedge Square Top	Wedge Radius Top	Rectangle Top	Wedge Square Top	Wedge Radius Top	Rectangle Top	Wedge Square Top	Wedge Radius Top	Rectangle Top	Wedge Square Top	Wedge Radius Top
58" Wide	36" Wide	36" Wide	33" Wide	30" Wide	30" Wide	27" Wide	30" Wide	30" Wide	27" Wide	24" Wide	24" Wide	21" Wide
64" Wide	42" Wide	42" Wide	39" Wide	36" Wide	36" Wide	33" Wide	36" Wide	36" Wide	33" Wide	30" Wide	30" Wide	27" Wide
70" Wide	48" Wide	48" Wide	45" Wide	42" Wide	42" Wide	39" Wide	42" Wide	42" Wide	39" Wide	36" Wide	36" Wide	33" Wide
76" Wide	54" Wide	54" Wide	51" Wide	48" Wide	48" Wide	45" Wide	48" Wide	48" Wide	45" Wide	42" Wide	42" Wide	39" Wide
82" Wide	60" Wide	60" Wide	57" Wide	54" Wide	54" Wide	51" Wide	54" Wide	54" Wide	51" Wide	48" Wide	48" Wide	45" Wide

- Note**
- A Height Adjustable Convergent Worktop with or without a single shroud may be used with only an Adaptable Modesty Panel:
 - The Adaptable Modesty panel is installed between the shroud or T-Leg and the front of the 1.5H Attached Lower Storage Unit.
 - The Adaptable Modesty Panel is attached to the underside of the worktop and provides height adjustable modesty when the worktop is raised or lowered.
 - A Height Adjustable Convergent Worktop with a single shroud is not for use with a shroud modesty panel.

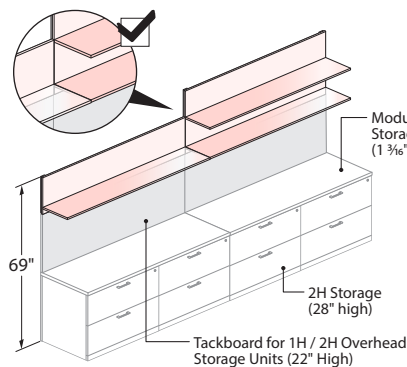
Product Applications – Masters Series

Open Sided Shelf and Overhead Storage Unit Applications

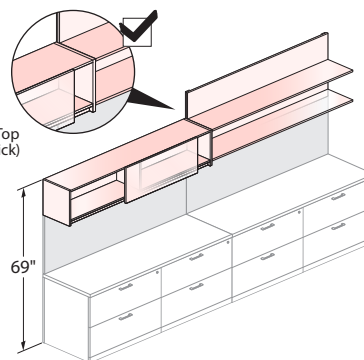
1H Open Sided Shelves and/or 1H Overhead Storage Units (OSU) have designated planning heights to maintain horizontal alignment with adjacent products inclusive of 2H Open Sided Shelves, 2H OSU and 6H freestanding caseloads such as lateral files, wardrobes and personal storage towers, etc.

- ✓ Do** • For horizontal alignment the top of the 1H upper storage component (Open Sided Shelf/OSU) must be installed 69" above the finished floor. This results in horizontal alignment between the bottom shelf of adjacent 2H overhead storage component (Open Sided Shelf/OSU).

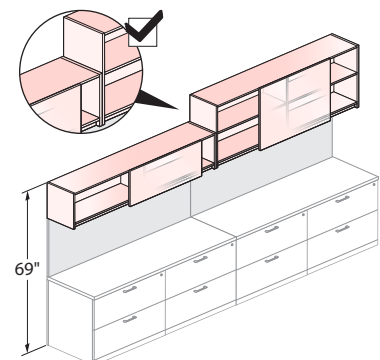
1H and 2H Open Sided Shelves



Combination– 1H Overhead Storage Unit and 2H Open Sided Shelf



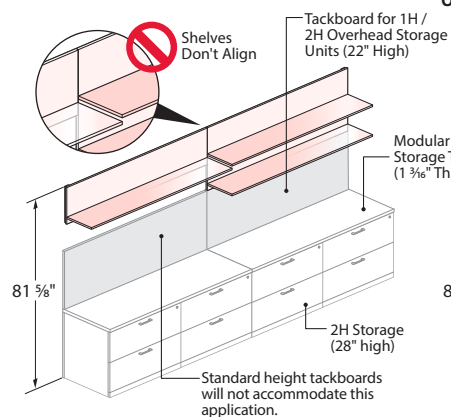
1H and 2H Overhead Storage Units



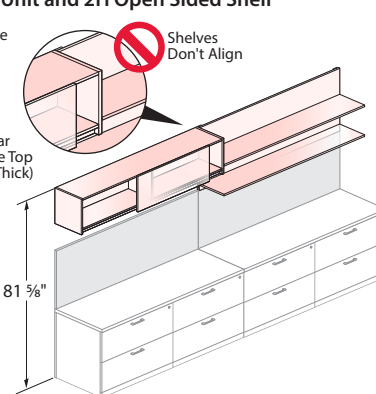
- Note** • An OSU has a valance in the front of the storage unit to accommodate a task light. An Open Sided Shelf does not have a valance and is not recommended for use with a task light; if specified the task light will be visible.
• If a tackboard is required between 1.5H lower storage and 1.5H or 2H upper storage contact Tailored Solutions; the appropriate tackboard height is not available as standard product.

- ⊘ Don't** • When the top of the 1H upper storage component (Open Sided Shelf/OSU) is not installed 69" above the finished floor horizontal misalignment occurs. Below the 1H upper storage component is installed in the 2H position to align with the adjacent 2H upper storage component (Open Sided Shelf/OSU). This application results in horizontal misalignment between adjacent upper storage components.

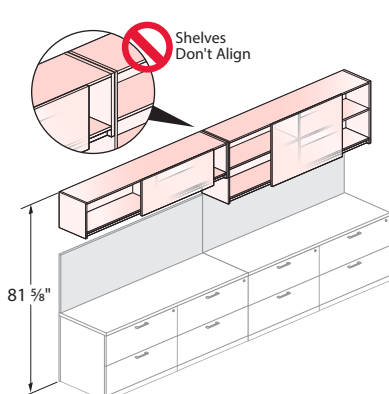
1H and 2H Open Sided Shelves



Combination– 1H Overhead Storage Unit and 2H Open Sided Shelf



1H and 2H Overhead Storage Units

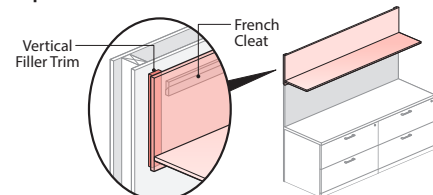


Vertical Filler Trim Application Guidelines

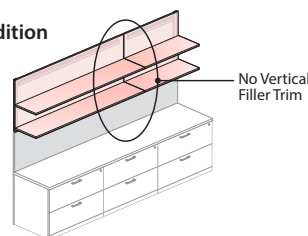
1H and 2H Open Sided Shelves include (2) Vertical Filler Trim pieces with the same material as the shelf.

- Vertical filler trim is installed for aesthetic reasons when the end of the Open Sided Shelf is exposed. Filler trim.
- Vertical filler trim is not installed between Open Sided Shelves in an in-line condition.

Exposed End Condition



In-Line Condition



Product Applications – Masters Series

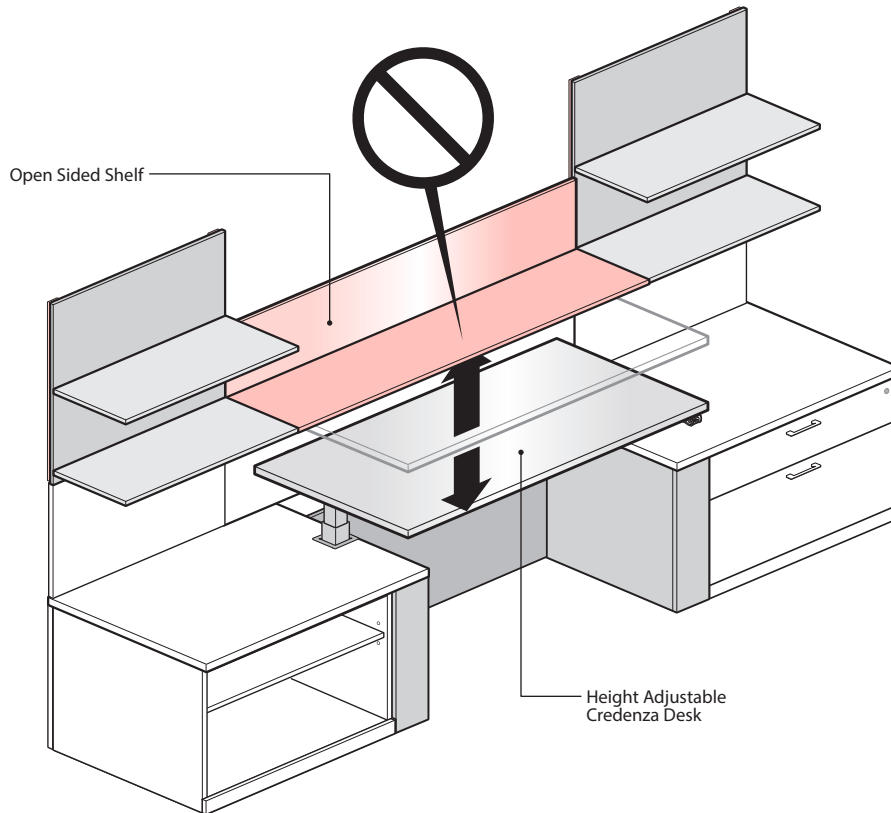
Open Sided Shelf Applications

Planning Guidelines for Applications with Masters Series Height Adjustable Desks:

- Height Adjustable Credenza Desk
- Height Adjustable Table Desk

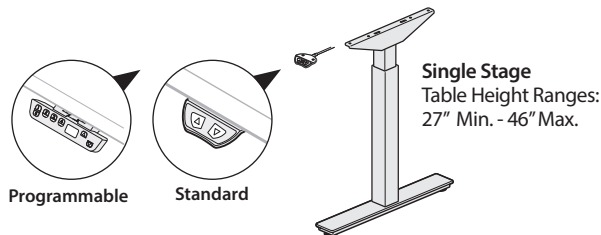
Don't

Because these surfaces may be raised and lowered they should be planned with this range of movement in mind. Be mindful when planning with other components which may interfere with the range of movement.



Note Height adjustable desk may be field programmed with shelf/container stops within the standard height range to avoid interference with objects above or below the worktop.

Height Adjustable T-Leg Range of Height



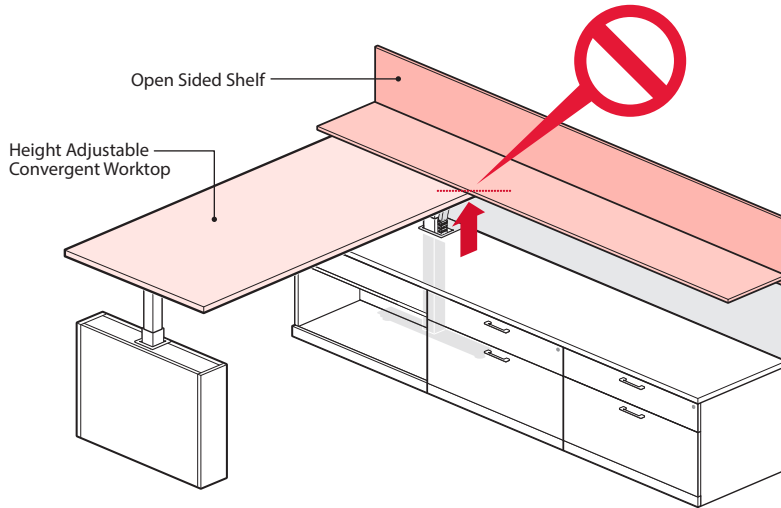
Product Applications – Masters Series

Open Sided Shelf Applications

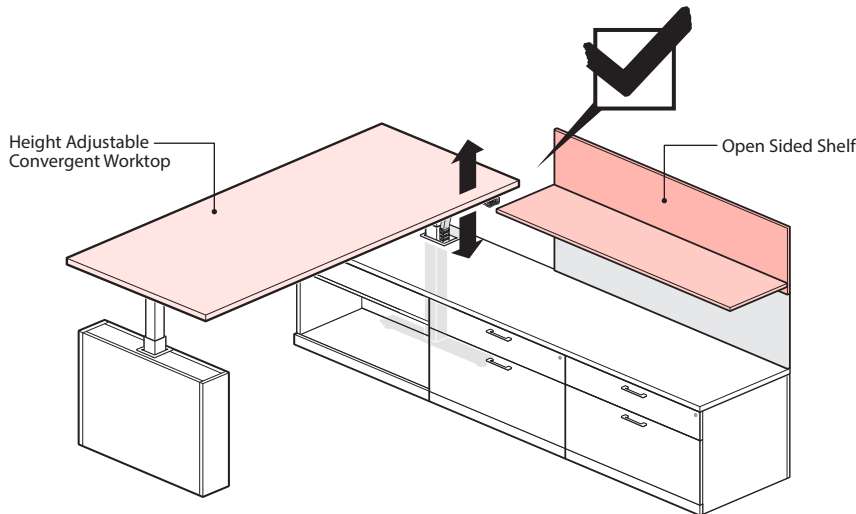
Planning Guidelines for Applications with Masters Series Height Adjustable Convergent Worktops

Because Height Adjustable Convergent Worktops may be raised and lowered, they should be planned with this range of movement in mind. Be mindful when planning with other components which may interfere with the range of movement.

Don't Open Sided Shelves placed above Height Adjustable Worktop may interfere with operation of Height Adjustability.

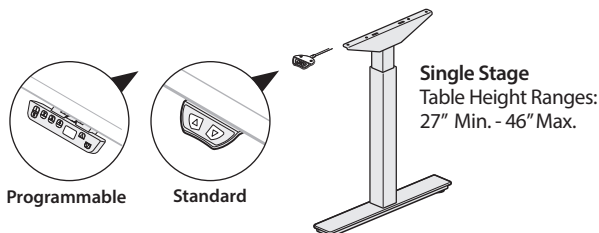


Do Ensure the Open Sided Shelves do not interfere with operation of Height Adjustable Worktop.



Note Height Adjustable Convergent Worktops may be field programmed with shelf/container stops within the standard height range to avoid interference with objects above or below the worktop.

Height Adjustable T-Leg Range of Height



This page intentionally left blank.

Masters Series Technical Specifications

Technical Specifications – Masters Series

Finishes

Natural and Double-cut veneers, Paint and Laminate are available for Masters Series Casegoods.

All vertical surfaces receive Slip Matched layup and all worksurfaces receive Book and Rotate. Natural veneers are Balance Matched for all worksurface tops, modesty panels, exposed end panels and finished backs; Running Matched for all other surfaces. Preconfigured units such as Personal Storage Towers, Combination Units, Returns and Credenzas are Sequenced Balance Matched. Desks, Credenzas and Returns assembled of modular components will result in units that are Random Matched.

Double-cut veneers are applied horizontally to all visible surfaces including worksurfaces, drawer/door fronts, modesties and support panels. Double-cut veneers are applied with vertical grain direction on all vertical surfaces. Double-cut veneers are not available with the Finger Pull option and are only available with Square Wood edge option; profiled edges (Radius, Bevel and Traditional edges not available with Double-cut veneers, laminate or paint.

Both natural veneers and double cut veneers receive a Haworth EcoShield™ finish, 0 VOC, providing a very consistent color.

Worksurfaces/Table Tops

Made with an engineered composite panel with a minimum 90% wood fiber content, at least 10% post consumer, and 80% pre-consumer wood fiber-bonded with resin. Laminate components are 3rd party certified compliant with GREENGUARD and ANSI/BIFMA Standards for Low-Emitting Products. The composite panel is 3rd party certified compliant with California Air Resource Board requirements for Phase 2 formaldehyde emission levels, and includes wood fiber sourced from FSC certified forests, using the 70% FSC Mix Credit System.

Worksurfaces, including Desks (Freestanding and Convergent), Returns, Bridges, Corner Shells, Credenzas, Tables, Common Modular Tops and Modular Credenza Worksurfaces are 1 3/16" (30mm) thick and are made of wood composite core. Choice of two surface finishes available: Veneer or Laminate.

Veneer worksurfaces are balanced construction with wood veneer on the top, a balancing backer on the bottom, and are available with the following wood edges:

- 0.98" (3.0mm) thick Square Wood Edge
- 1" (25.4mm) thick Bevel profiled wood edge
- 1" (25.4mm) thick Radius profiled wood edge
- 1" (25.4mm) thick Traditional profiled wood edge

Square wood edge and profiled edges are applied to both visitor and user sides of Single Pedestal Desks, Double Pedestal Desks, Desk Shells, Common Modular Worksurfaces, Convergent T-Desks, Attached Convergent P-tops, P-top Convergent Desks, Attached Convergent D-tops and D-top Convergent Desks and Wedge Desks. They are applied only to the user side of Returns, Bridges, Modular Credenza Worksurfaces, Pre-configured Credenzas, and Corner Shells. The connecting edges of Return Tops, Bridges and Attached Convergent Tops receive a counter profile when the Bevel, Radius and Traditional profiled wood edges are specified. All additional edges are 0.04" (1mm) wood edgeband.

Natural veneer layup is Book and Rotate, allowing for a visually pleasing match. Both Natural and Double Cut veneers are applied with side-to-side grain direction for all worksurfaces except the Corner Shell where the grain direction is diagonal. Bridges, Returns and Modular Credenza Tops 48" (1219mm) and less in width include an option of front-to-back veneer direction.

Laminate worksurfaces are balance construction with high-pressure laminate on the top, a backer material on the bottom, and are available with 0.118" (3mm) Edgeband on visitor and user edges. Wood Grain Premium Laminates are available.

Worksurface Supports

Worksurface supports include End panels, L-support panels (one and two-high), Partial Depth L-supports, Intermediate T-supports, One-high T-supports, Mid-support panels and Flush Mount Brackets. Worksurface supports may be specified as modular components or be included in pre-configured casegoods such as Desks, Credenzas and Returns. Tetra brackets are included with End Panels and Mid-support Panels. The tetra bracket is black 16-gauge Cold Rolled Steel.

All wood, laminate and paint support panels include 1 3/16" (30mm) thick composite core and (except for one-high supports) leveling glides with 2" (51mm) vertical adjustment range. Outer edges of the support panel are finished with 0.98" (3.0mm) wood or laminate edgeband. All vertical veneer surfaces have vertical grain direction and are slip matched.

Technical Specifications – Masters Series

Convergent Desks, Convergent Tops and Wedge Desks include 4" (102mm) diameter column base with 6" (152mm) diameter mounting plate and 3" (76mm) vertical adjustment; available with either a powdercoat or chrome finish. Flush mount brackets are 0.120" (2.5mm) thick steel and are used to attach the underside of two adjoining worksurfaces.

Modesty Panels

Modesty panels provide additional support and are ¾" (19mm) thick. They are available in laminate, paint or veneer on both sides; the Veneer Modular Hinged Modesty is available with the option of finished one or two sides. Modesty panels may be specified as modular components or be included in pre-configured casegoods such as Desks, Credenzas and Returns. Desks have an option of full height full overlay or inset modesty panel. Bridges and Return Tops have an option of No Modesty or Full Modesty. Credenzas include a full height full overlay modesty panel. All vertical veneer surfaces have vertical grain direction and are slip matched.

Modular modesty panels are available in two styles; Full Overlay and Hinged. The hinged modesty (available as a modular component only) has two different attachment methods. Direct fit and Slip fit. Direct fit is used when the modesty attaches to a pedestal, lateral file or storage unit. Slip fit is used where the modesty panel attaches to a support panel. Slip fit applications require the modesty panel to overlay the L-support Panel by a minimum of 2" (51mm) and a maximum of 8 ½" (216mm) to leave a minimum of ½" (13mm) clearance and overlay the T-support Panel by a minimum of 2" (51mm) and a maximum of 4" (102mm).

Wire Management

Single Pedestal Desks, Desk Shells, Convergent T-Desks and Full Overlay Modesty Panel include unfinished clear coat wireway scallop centered at top of modesty panel. Double Pedestal Desks include a 1 ½" (38mm) high full length wireway located at top of inset modesty panel. Optional factory installed 2" (51mm) grommet is available for Bridges, Returns, Corner Shells and Credenzas. Receptions Desks include 2" (51mm) grommets; one for L-shaped station located at connection edge of Return and two for U-shaped station; one center in the Bridge and one centered in the Credenza. A half scallop is located at the top of each of the L-support Panels of the Corner Shell to allow for access to the optional grommet. A 2" x 2" (51mm x 51mm) unfinished clear coat notched wireway is located at the top of the Mid-support Panel. Vertical Storage Units include unfinished clear coat wireway scallop centered at the bottom of the back panel. Attached Pedestals, Lateral files and Storage Units include a horizontal wireway at the top back of the unit. Shelf in two-high attached open and closed storage unit is sized to allow for ½" (12.7mm) wireway at the rear of the storage unit. Separately specified grommet may be added to Modular Credenza Top, Convergent Desks and Attached Convergent Tops. The Enhanced Power Module may be separately specified and added above or below the worksurface as required. Separately specified Horizontal Wire Manager may be added to bottom of worksurface to organize cables and cords. Modular Hinged Modesty Panel allows for easy access to building power.

Drawer Construction

Pedestals and lateral files are available with a choice of drawer construction: Black Miterfold and Baltic birch. The Black Miterfold drawer is thermal fused laminate on ½" (13mm) thick wood composite core and includes a dado-set wood bottom. The wood drawer is 1/2" (13mm) thick Baltic-birch 5 ply with clear finish, English Dovetail joints and dado-set wood bottom. Reinforced bottom allows for bottom loading of the drawer; load ratings based on BIFMA load requirements of 0.017 lbs/cubic inch. All drawer slides are steel ball bearing full extension; pedestal drawer slides accommodate 100 lbs (45.4kg) load and lateral file drawer slides accommodate 200 lbs (90.7kg) load.

Locks

Locks are available for Masters Series with an option of black or chrome finish. Locks are included as standard for all pedestals and lateral files. Locks are optional for storage units and upper storage with wood doors; glass and sliding doors do not have a lock option. Locks are random keyed; pre-configured units such as Pedestal Desks and Credenzas, Combination Storage or Personal Storage Towers with multiple storage units will receive Common Keys. See Haworth Key Program for additional information regarding Keyed Alike, etc.

Pull Options

Pedestals, lateral files, storage units with doors, wardrobes and personal storage towers are available with a choice four styles of pulls: Finger Pull, Bar, Linear and Classic. The Finger Pull option is not available with double-cut veneers or laminate. Closed storage units with doors receive a square edge and touch-latch hardware when a Finger Pull is specified. Finger pulls for drawers are horizontally routed in ¾" (19mm) solid wood and finished to match drawer front. Bar pulls available with specified trim color. Linear and Classic pulls available with brushed nickel finish only.

Technical Specifications – Masters Series

Pedestals

Attached pedestals are available in box/box/file, and file/file configurations and mobile pedestals are available with box/file configuration. Attached pedestals available in letter width - 15/12" (394 mm) or legal width - 18 3/4" (476 mm). Mobile Pedestals and pedestals included in Desks, Pre-configured Returns and Pre-configured Credenzas are letter width – 15 1/2" (394 mm) wide.

All pedestal file drawers accommodate letter, legal and Redweld filing; hanging rail is flush to the sides of the drawer eliminating any binding when removing or inserting files. Attached pedestals may be specified as modular components or be included in pre-configured casegoods such as Desks, Credenzas and Returns. Pedestals are available in laminate, paint and veneer. All vertical veneer surfaces have vertical grain direction and are slip matched.

Drawer fronts are 3/4" (19mm) wood composite board with veneer, laminate or paint. All drawer slides are steel ball bearing full extension; accommodate 100 lbs (45.4kg) load. Pedestals are standard with lock. Boxes and cases are glue and dowel rigid case construction and include wood bottom panel to minimize racking and prevent misalignment of the locking system. Accessories included in pedestals are one black pencil tray per box/box/file or box/file configuration and one drawer divider per box drawer.

Attached pedestals are available with both No Back and Finished Back option. No Back option is open. Finished back includes an additional 3/4" (19mm) thick wood composite board overlay back with veneer, laminate or paint. Pedestal top and bottom are constructed of unfinished 3/4" (19mm) wood composite material. Pedestal sides are constructed of 3/4" (19mm) wood composite material with veneer, laminate or paint finish. Attached pedestals include 2 1/2" (65mm) kick plate finished to match drawer fronts and include adjustable glides giving 2" (51mm) of vertical adjustment. Threaded mechanical fasteners are used to attach pedestal to worksurface. Attached pedestals are non-handed when shipped but once included in a Pre-configured Assembly or Modular Configuration may become handed due to onsite installation of connection hardware.

Mobile pedestals back, top and sides are constructed of 3/4" (19mm) wood composite material with veneer, laminate or paint finish; bottom is constructed of 3/4" (19mm) wood composite material that is unfinished. Casters for the mobile pedestal are four black swivel with front two locking.

Lateral Files

All lateral file drawers accommodate letter, legal and Redweld filing; hanging rail is flush to the sides of the drawer eliminating any binding when removing or inserting files. Lateral files may be specified as modular components or be included in pre-configured casegoods such as Credenzas, Returns and Combination Storage units. Lateral files are available with veneer, laminate or paint. All vertical veneer surfaces have vertical grain direction and are slip matched.

Drawer fronts are 3/4" (19mm) wood composite board with veneer, laminate or paint. Includes 2 1/2" (65mm) kick plate finished to match drawer fronts and adjustable glides giving 2" (51mm) of vertical adjustment. Lateral file units include integrated cable interlock to allow one drawer opening at a time. Boxes and cases are glue and dowel rigid case construction and include wood bottom panel to minimize racking and prevent misalignment of the locking system.

Attached lateral files are offered in one and two high units. Sides are constructed of 3/4" (19mm) wood composite board with veneer, laminate or paint. Top and bottom constructed of 3/4" (19mm) wood composite board that is unfinished. Attached lateral files are available with both No Back and Finished Back option. No Back is open. Finished back includes an additional 3/4" (19mm) thick wood composite board overlay back with veneer, laminate or paint. Counterweights may be separately specified where required. Attached lateral files are non-handed when shipped but once included in a Pre-configured Assembly or Modular Configuration may become handed due to onsite installation of connection hardware.

Freestanding lateral files are offered in three, four, five and six- high units. Tops, sides and bottoms are constructed of 3/4" (19mm) wood composite board with veneer, laminate or paint. Freestanding lateral files have an inset unfinished back. Counterweights are included and factory installed. Five and six-high lateral files include two doors constructed of 3/4" (19mm) wood composite board with veneer, laminate or paint and fully adjustable hinges. Six-high lateral files include one adjustable shelf of 3/4" (19mm) core with veneer, laminate or paint finish. Adjustable shelf includes steel pins; adjustment range is ± 1 1/4" (32mm).

Technical Specifications – Masters Series

Attached Storage Units

Attached storage units are offered in one and two high open units and two-high units with doors. Doors and sides are constructed of ¾" (19mm) wood composite material with veneer, laminate or paint. Inset back, unit top and unit bottom are constructed of ¾" (19mm) wood composite material finished on user side only; adjustable shelves are ¾" (19mm) core with veneer, laminate or paint finish. Adjustable shelves include steel pins; adjustment range is ± 11/4" (32mm). Attached Storage Units are available with both No Back and Finished Back option. No Back includes an unfinished composite board inset back. Finished back includes an additional ¾" (19mm) thick wood composite board overlay back with veneer, laminate or paint. Units are assembled with glue and dowel case construction. All vertical wood surfaces have vertical grain direction and are slip matched. Doors come standard with fully adjustable hinges. Storage units with doors are available with Lock or No Lock option. All units include 2 ½" (65mm) toe kick finished to match door fronts and include adjustable glides giving 2" (51mm) of vertical adjustment. Attached Storage Units are non-handed when shipped but once included in a Pre-configured Assembly or Modular Configuration may become handed due to onsite installation of connection hardware.

Casegoods

Casegoods include worksurfaces, worksurface supports, modesty panels and/or attached storage. Common keys are included for pre-configured units such as Double Pedestal Desks and Pre-configured Credenzas with multiple storage units. Desks, Credenzas and Returns assembled of modular components will have random keying for each unit specified. Preconfigured units such as Returns and Credenzas specified with natural veneers will be Sequenced Matched. Desks, Credenzas and Returns assembled of modular components will result in units that are Random Matched.

Reception Desks

Reception Desks include worksurfaces, enclosure panels, transaction shelf, one Box/Box/File Pedestal and one File/File Pedestal. Reception stations include 1 3/16" (30mm) thick gallery enclosure and 1 ½" (38mm) thick transaction shelf. Transaction shelf is 12" (305mm) deep and the top of the transaction shelf is 44 3/16" (1122mm) AFF. Common keys are included for pedestals. Natural veneers will be Sequenced Matched.

Freestanding Storage Units with Doors, Open Storage, Wardrobes, Bookcases and Storage Towers

Inset top, doors, mid-panels and sides are constructed of ¾" (19mm) wood composite material with veneer, laminate or paint. Inset back and unit bottom are constructed of ¾" (19mm) wood composite material finished on user side only; shelves are ¾" (19mm) core with veneer, laminate or paint. Adjustable shelves include steel pins; adjustment range is ± 11/4" (32mm). Bookcases and Storage Units with doors three, four, five and six-high include one fixed shelf located in the second position from the bottom of the unit. Units are assembled with dowels and adhesive. Doors come standard with fully adjustable hinges. Storage units with doors are available with Lock or No Lock option. All units include 2 ½" (65mm) kick plate finished to match door fronts and include adjustable glides giving 2" (50mm) of vertical adjustment. Wardrobes include chrome coat rod with chrome mounting plates; mounted at 65" (1651mm) AFF. Preconfigured units such as Personal Storage Towers and Storage Towers specified with natural veneers are Sequenced Matched. All vertical veneer (natural) surfaces have vertical grain direction and are balanced slip matched.

Personal Storage Towers, Pedestal Towers and Combination Units

Personal Storage Towers include pedestal storage, storage unit with door and valet. Pedestal Towers include pedestal and storage unit with door. Combination Units include two drawer lateral file and closed storage unit. Inset top, doors, drawers and sides are constructed of ¾" (19mm) wood composite material with veneer, laminate or paint; shelves are ¾" (19mm) core with veneer, laminate or paint. Adjustable shelves include steel pins; adjustment range is ± 11/4" (32mm). Inset back and unit bottom are constructed of ¾" (19mm) wood composite material finished on user side only. Preconfigured units such as Combination Units specified with natural veneers are Sequenced Matched. All vertical veneer (natural) surfaces have vertical grain direction and are balanced slip matched. All units include 2 ½" (65mm) toe kick finished to match door/drawer fronts and include adjustable glides; glides for Personal Storage Towers and Pedestal Towers give 1" (25mm) of vertical adjustment and glides for Combination Units give 2" (51mm) vertical adjustment. Valets include chrome coat rod with chrome mounting plates; mounted at 65" (1651mm) AFF.

Doors come standard with fully adjustable hinges. Storage units are available with Lock or No Lock option. Doors lock separate from drawers; common keys are included. All lateral file and pedestal file drawers accommodate letter, legal and Redweld filing; hanging rail is flush to the sides of the drawer eliminating any binding when removing or inserting files. All drawer slides are steel ball bearing full extension; pedestal drawer slides accommodate 100 lbs (45.4kg) load and lateral file drawer slides accommodate 200 lbs (90.7kg). Lateral file units include integrated cable interlock to allow one drawer opening at a time. Boxes and cases are glue and dowel case construction to minimize racking and prevent misalignment of the locking system.

Technical Specifications – Masters Series

Vertical Storage Units

Vertical Storage Units are available in two heights to align with five-high and six-high freestanding storage units, twelve widths (30" (762mm) to 96" (2438mm)) and two depths (Letter and Legal). The legal depth accommodates Redweld filing. Vertical Storage Units are constructed of ¾" (19mm) wood composite material with veneer, laminate or paint including top, sides and valance; adjustable shelf and bottom shelf are ¾" (19mm) core with veneer, laminate or paint finish. Adjustable shelves include steel pins; adjustment range is ± 1 1/4" (32mm). Back panel is ¾" (19mm) wood composite core. Back is unfinished when veneer is specified. Laminate or paint back panels are finished. Panel from bottom of unit to underside of bottom shelf is unfinished when veneer is specified; tackboard must be separately specified. Units can be specified with and without doors. Glass, hinged or sliding door options are available. Hinged doors are available as locking or non-locking; all other doors are non-locking only. Glass doors use tempered glass enclosed with a metal frame. Sliding door units include internally mounted sliding door track with bumpers each end. Units are attached to lower storage by use of included adhesive strips for easy installation.

Stack-On Storage

Stack on Units are available in two heights to align with five-high and six-high freestanding storage units, two widths (30" and 36") and two depths (Letter and Legal). The legal depth accommodates Redweld filing. Top and sides are constructed of ¾" (19mm) wood composite material with veneer, laminate or paint; adjustable shelf and bottom shelf are ¾" (19mm) core with veneer, laminate or paint. Adjustable shelves include steel pins; adjustment range is ± 1 1/4" (32mm). Back is ¾" (19mm) wood composite material that is finished on the front and unfinished on the back when wood is specified. Laminate and paint options are finished on the front and back. Units can be specified with and without doors. Doors can be full height wood, laminate, paint or glass. Full height doors can be specified as locking or non-locking. Glass doors use tempered glass enclosed with a metal frame. Glass doors include touch-latch. Units are attached to lower storage by use of included adhesive strips for easy installation.

Overhead Storage Units

Overhead Storage Units are available in two heights to align with five-high and six-high freestanding storage units, twelve widths, 30" (762mm) to 96" (2438mm) and two depths (Letter and Legal). The legal depth accommodates Redweld filing. Overhead Storage Units are constructed of ¾" (19mm) wood composite material with veneer, laminate or paint, this includes, top, sides, and valance adjustable shelf and bottom shelf are ¾" (19mm) core with veneer, laminate or paint. Adjustable shelves include steel pins; adjustment range is ± 1 1/4" (32mm). Back is ¾" (19mm) wood composite material with finished front and unfinished back. Units can be specified with and without doors. Wood, laminate, paint, or glass, hinged, or sliding hinged doors are available as locking or non-locking; all other doors are non-locking only. Glass doors use tempered glass enclosed with a metal frame. Sliding door units include internally mounted sliding door track with bumpers each end. Overhead Storage Units include 4" (102mm) French cleat with anti-dislodgement feature; mounting hardware is not included.

LED Task Lights

The Stand-Alone LED Task Light has a peak output of 444 Lumens/ 76 Foot Candles at 7.8 Watts. Power cord consists of a 15 Watt 24 V transformer power supply contained in a molded plug and a 9' black cord. Fixture housing is 16.4" (417mm) long x 2" (51mm) wide x 0.5" (12 mm) high.

The Starter LED Task Lights have peak outputs of 444/980/1412/1791 Lumens, 76/131/148/151 Foot Candles, and 7.8/17.6/25.9/33.6 Watts for fixture lengths of 17" (431.8mm)/31" (787.4mm)/44" (1117.6mm)/58" (1473.2mm) respectively. Power cord consists of a 60 Watt 24 V in-line brick transformer with a 12' (304.80mm) black cord. Actual fixture housings are 30.1" (764.54mm), 43.7" (1110.0mm), or 57.4" (1458 mm) long x 2" (50.8mm) wide x 0.5" (12.7mm) high.

Add-On LED Task Lights fixtures are identical to Starter LED Light fixtures but contain a 54" (1371.6mm) black interlink cord instead of a power cord. Add-On LED Task Lights are used in conjunction with Starter LED Task Lights to form a Daisy Chain configuration.

All LED light fixtures have a color temperature of 3500 and a CRI of 84. Lights employ a touch sensitive switch with touch-and-hold continuous dimming from 100% to 15% and single touch on/off power. An auto off feature on each fixture activates after 10 hours (+/- 15 minutes) of use. Mounting options include clips with screws for attachment to wood/laminate surfaces or clips with magnets for attachment to steel surfaces. Fixtures carry the ETL mark indicating conformance to UL 153 and certified to CAN/CSA C22.2 No. 9.

LED Occupancy Sensor

A passive infrared (PIR) interlink occupancy sensor can be added to single or multiple interconnected (daisy-chained) LED Task Lights. The sensor will automatically turn off the lights after 30 minutes of no detection and back on as the user re-enters the workspace. In a daisy-chain application all fixtures connected after the sensor will be controlled. Sensor is attached to LED fixtures with either a 1" (25.4mm) long end-to-end connector or an interlink cord. Sensor is 2.3"(58.4mm) long x 2" (50.8mm) wide x 0.7" (17.78mm) high.

Tackboards and Slat Rails

Tackboards are available for Vertical Storage units, Overheads Storage Units and Reception Stations. The size is specific to the application. Constructed of 0.875" (22mm) thick tackable fiber board. Tackboards are surfaced with directional rightway applied fabric as standard and are available in sizes to match application. Tackboards are mounted with metal brackets. Tackboards over 60" (1524mm) are shipped in two pieces.

Optional extruded aluminum slat rails are available with powdercoat finish that will allow designated accessories to work with it. Slat rails are not available for Reception Stations. All widths of slat rail are shipped as one piece.

Table Tops

Table Tops are 1 3/16" (30mm) thick and are made of a wood composite core. They are available with high pressure laminate tops and plastic edges. Laminate table edges are finished with 0.125" (3mm) radius T-Mold edge. Table Tops are pre-drilled to accept installation of the table base/leg intended to be used with the top. Tables are available with fixed height disc bases only.

This page intentionally blank

Masters Series — Finish Matrix

Wood Finish/Color Legend





Because of the natural properties of wood, variations of grain and finish color can be expected. Haworth carefully selects materials used in the manufacturing of products to ensure consistent and acceptable color.

Wood is susceptible to color change from exposure to UV rays. Haworth controls this by using surface finishes to reduce color change. However, change may be more evident in light-colored finishes.

All Haworth Wood Casegoods receive the Haworth EcoShield™ water-based, UV cured finish, except for York which receives a hand-applied, water-based finish.

EcoShield and hand-applied, water-based finished products are not designed to go together and are not recommended for use within the same space.

Masters Series has a water-based, UV cured EcoShield finish.

Wood Group	Veneer Type	Variety	Cutting Technique	Surface	Matching Technique	Grain Direction	Finish Name/Color	Specification Number
						Drawer/Door Front		
	Double Cut	Obeche	Double Cut	Open Pore	N/A	Horizontal	Applegate	2P-RL
							Beachwood	WL-RL
							Butternut	2R-RL
							Ebony	WJ-RE
							Echo	2N-RL
							Melba	WE-RT
							Wenge	WC-R
	Natural Double Cut	Walnut	Double Cut	Open Pore	N/A	Horizontal	Hazel Walnut	LQ-HH
	Natural	Cherry	Plain Sliced	Open Pore	Book Rotate on Tops Slip Match All Other Surfaces	Vertical	Amber on Cherry	VC-CA1
							American on Cherry	VC-W23
							Caramel Cherry	VC-W33
							Heritage Cherry	VC-W30
							Pacific Cherry	VC-W32
	Natural	Maple	Plain Sliced	Open Pore	Book Rotate on Tops Slip Match All Other Surfaces	Vertical	Light Maple	VP-LM
							Natural Maple	VP-N
							Sand on Maple	VP-AD
	Natural	Oak	Plain Sliced	Open Pore	Book Rotate on Tops Slip Match All Other Surfaces	Vertical	Natural Oak	VJ-W05
	Natural	Walnut	Plain Sliced	Open Pore	Book Rotate on Tops Slip Match All Other Surfaces	Vertical	Espresso on Walnut	VR-W15
							Mahogany Satin on Walnut	VR-W21
							Retro on Walnut	VR-W31
Natural	Beech	Quarter Cut	Open Pore	Book Rotate on Tops Slip Match All Other Surfaces	Vertical	Beech	VT-W04	
	Quarter Cut	Anegre	Quarter Cut	Open Pore	N/A	Vertical	Espresso on QC Anegre	NP-W15
							Golden on QC Anegre	NP-W08
							Light on QC Anegre	NP-W07
	Quarter Cut	Cherry	Quarter Cut	Open Pore	N/A	Vertical	Medium on QC Cherry	NX-U
							Natural QC Maple	NM-N
Quarter Cut	Walnut	Quarter Cut	Open Pore	N/A	Vertical	Espresso on QC Walnut	NW-W15	
						Retro on QC Walnut	NW-W31	
	Rift Cut	White Oak	Rift Cut	Open Pore	N/A	Vertical	Espresso on Rift Cut White Oak	NR-W15

*Finger pull (F) and profiled edges available in Wood Group B only.

Forest Stewardship Council (FSC) Statement:

In our continuing support of sustainable forestry and responsible purchasing, Haworth North America is offering FSC certified wood products at no up-charge. By providing FSC certified material, Haworth is supporting our client's green building goals and demonstrating our collective commitment to source materials more sustainably.

Haworth will provide to you the necessary FSC-Certified paperwork with your shipment. For more information, FAQs, and a complete FSC product list (including product exceptions), go to the Library and search FSC.

Alert:

These materials are current, however they are being considered for future obsolescence due to low volume.

Sorrel WF-RC
Naturally Walnut VR-W12

Masters Series — Finish Matrix

	Grommets and Lock Plugs	Column Bases/ Disc Bases/ Stanchions	Table Legs, Bar Pulls	Glass Door Frames	Jump Stuff	Surface Materials	Edge Trim
Trim Colors							
Black	LR-BL						
Chrome	LR-BP						
Paint — Grade A							
Beige		TR-R	TR-R				
Chalk		TR-AK	TR-AK				
Charcoal		TR-K	TR-K				
Graphite		TR-J	TR-J				
Gray Tone		TR-G	TR-G				
Putty		TR-AA	TR-AA				
Smoke		TR-E	TR-E				
Smooth Paint — Grade A**							
Black						LN-F	
Polar						LN-PL	
Stormy						LN-SY	
Vapor						LN-VA	
Textured Paint — Grade A							
Cement		TR-TY	TR-TY				
Grout		TR-TG	TR-TG				
Pitch		TR-TF	TR-TF				
Plaster		TR-TW	TR-TW				
Metallic Paint — Grade B							
Champagne		TR-MC	TR-MC	TR-MC			
Silver		TR-LE	TR-LE	TR-LE			
Laminate - Solid — Grade A							
Beige						H-34	HP-34
Chalk						H-AK	HP-AK
Charcoal						H-8J	HP-8J
Graphite						H-3J	HP-3J
Gray Tone						H-62	HP-62
Linen						H-WL	HP-WL
Platinum						H-3P	HP-3P
Smoke						H-3E	HP-3E
Putty						H-AA	HP-AA
Laminate - Wood — Grade A							
Maple						H-AE	HP-AE*
Amber Cherry						H-AM	HP-AM*
Laminate - Premium Wood Grain — Grade B							
Brazilwood						H-KA	HP-KA*
Colombian Walnut						H-KG	HP-KG*
New Age Oak						H-KC	HP-KC*
River Cherry						H-KD	HP-KD*
Sanara						H-KE	HP-KE*
Williamsburg Cherry						H-KF	HP-KF*
Metal Finishes — Grade D							
Chrome		KR-V					
Transluents							
Frost					TR-LQ		
Moon					TR-LY		
Shadow					TR-LU		
Glass Finish Group							
A	Clear Tempered			4G-01C			
C	Satin Etch Tempered			4G-E21			
D	Diffused - Laminated			4G-L01			
F	White Back-painted Low Iron Tempered			4G-SLW			

*Round table with T-mold edge is not available with wood grain edge trim.

**Paint B metallic while not recommended is available and can be priced through Lynx.

Alert:

These materials are current, however they are being considered for future obsolescence due to low volume.

Barley Grain	H-DH
Oats Grain	H-DA
Wheat Grain	H-DE
Owl Nest	H-EK
Quail Nest	H-EC
Rhea Nest	H-ED
Robin Nest	H-EA
Grey Spex	H-22
White Spex	H-21
Gunmetal	TR-MG

Accent Tiles Fabrics/Color Legend

• To obtain fabric samples contact your authorized Haworth dealer.

(d) = Directional fabric

(n) = Non-directional fabric

• Fabric and finish availability as well as technical information are subject to change; Refer to Haworth.com/surfaces for current information.

Fabric Grade: A (d)**ETCH**
100% Post Consumer Recycled Polyester

35-CM	Cameo
35-CA	Cartoon
35-CT	Circuit
35-CR	Crayon
35-DD	Doodle
35-DT	Draft
35-DR	Draw
35-MA	Maquette
35-UT	Outline
35-PA	Pastel
35-PE	Pencil
35-SP	Scratch Pad
35-SK	Sketch
35-TH	Thatch
35-TT	Tic Tac

Fabric Grade: A (d)**HIGHLANDS**
100% Recycled Polyester (100% REPREVE®)

L6-AG	Glen
L6-AH	Heather
L6-AL	Loch
L6-AM	Moor
L6-AP	Peat
L6-AT	Thatch

Fabric Grade: A (d)**IOWA**
52% Post Industrial Recycled Polyester/ 48% Post Consumer Recycled Polyester

FZ-10	Badger
FZ-6	Bixby
FZ-3	Bobwhite
FZ-2	Cedar Rock
FZ-11	Clear Lake
FZ-13	Emerson
FZ-7	Gar
FZ-9	Honeycreek
FZ-1	Manawa
FZ-5	Rice Lake
FZ-4	Trappers Bay
FZ-12	Walnut Woods
FZ-8	Wapello

Fabric Grade: A (d)**POINT**
100% Polyester

EE-0AG	Compass
EE-0AC	Decimal
EE-0AF	Focal
EE-0AD	Nib
EE-0AA	Peak
EE-0AE	Vertex

Fabric Grade: A (d)**STRIAE**
42% Post Industrial Recycled Polyester/ 42% Post Consumer Recycled Polyester/ 16% Polyester (84% REPREVE®)

C1-AJ	Beam
C1-AM	Band
C1-AH	Element
C1-AF	Fillet
C1-AC	Moonlight
C1-AE	Ray
C1-AK	Ribbon
C1-AD	Straws
C1-AA	Stream
C1-AL	Trace

Fabric Grade: A (d)**TAILORED**
100% Post Consumer Recycled Polyester

PY-AL	Alter
PY-BU	Buttons
PY-DR	Draper
PY-FC	French Chalk
PY-HE	Hem
PY-MA	Mannequin
PY-SE	Seam
PY-SH	Shears
PY-SU	Suit
PY-TH	Thread
PY-TR	Tradition

Fabric Grade: A (d)**TATAMI**
100% Polyester

W5-1	Agave
W5-2	Coir
W5-3	Geta
W5-4	Hemp
W5-5	Jute
W5-6	Kayar
W5-7	Kobe
W5-8	Saffron
W5-9	Sapporo
W5-10	Sisal
W5-12	Tabi
W5-11	Tesori

Fabric Grade: A (d)**TUSCAN**
65% Post Industrial Recycled Polyester/ 35% Post Consumer Recycled Polyester (35% REPREVE®)

TK-AR	Arno
TK-CA	Carrara
TK-DA	David
TK-ET	Etruscan
TK-FL	Florence
TK-LM	Limoncello
TK-MA	Masonry
TK-ME	Medici
TK-TR	Olive Tree
TK-PS	Pisa
TK-RM	Romanesque
TK-RU	Rustic
TK-SE	Siena

Fabric Grade: B (d)**CAMP**
100% Post Consumer Recycled Polyester

33-CF	Campfire
33-CA	Canoe
33-CT	Cot
33-DK	Docks
33-FF	Firefly
33-FR	Forest
33-GR	Granola
33-GL	Grill
33-JA	Jamboree
33-PD	Pond
33-RA	Rain
33-SC	Scout
33-SM	Smore
33-TE	Tent

Fabric Grade: B (d)**CLASSIC**
82% Recycled Polyester/ 18% Polyester (82% REPREVE®)

L5-AJ	Art
L5-AG	Car
L5-AF	Comedy
L5-AH	Design
L5-AD	Drama
L5-AT	Movie
L5-AA	Musical
L5-AC	Radio
L5-AS	Song

Fabric Grade: B (d)**HUE**
62% Antimony Free Polyester/ 38% Virgin Polyester

6-BK	Bark
6-ED	Eddy
6-FR	Froth
6-GK	Ginko
6-LT	Latte
6-LF	Leaf
6-LM	Lemon
6-MG	Marigold
6-MR	Marine
6-PP	Poppy
6-RD	Red
6-SS	Seaside
6-SP	Spring
6-ST	Steam
6-TQ	Turquoise
6-WP	Wisp

Fabric Grade: B (d)**FIELDS**
50% Post Consumer Recycled Polyester/ 50% Virgin Polyester

34-AL	Alfalfa
34-BB	Blueberry
34-CN	Corn
34-CT	Cotton
34-OA	Oats
34-PL	Plow
34-PR	Prairie
34-PK	Pumpkin
34-SC	Scarecrow
34-SY	Soy
34-ST	Strawberry
34-TL	Till
34-WH	Wheat

Fabric Grade: B (d)**KIO**
100% Recycled Polyester

ZR-6	Bennett
ZR-8	Cascade
ZR-7	Crew
ZR-5	FUD
ZR-3	Jeanlin
ZR-1	Jib
ZR-11	Reeds Lake
ZR-13	Regatta
ZR-10	Sailor
ZR-2	Sentra
ZR-12	Smurf
ZR-9	TSJ
ZR-4	Yippi Kio

Fabric Grade: B (d)**PECA**
51% Virgin Polyester/ 49% Antimony Free Polyester

32-BE	Bead
32-CH	Chip
32-DT	Dots
32-EL	Elfin
32-JT	Jot
32-MN	Minnow
32-MS	Mouse
32-PW	Pee Wee
32-SE	Seed
32-SM	Smidge
32-TA	Tad
32-TT	Tittle
32-TR	Trifle
32-TY	Tyne

Fabric Grade: B (n)**PUZZLER**
48% Post Industrial Recycled Polyester/ 52% Post Consumer Recycled Polyester

7L-C	Clue
7L-CR	Cryptic
7L-E	Enigma
7L-I	Intrigue
7L-M	Maze
7L-R	Riddle

Fabric Grade B (d)**REVERB**
100% Post Consumer Recycled Polyester

3V-BM	Boomy
3V-BN	Bounce
3V-CR	Crackle
3V-EC	Echo
3V-GN	Gong
3V-HA	Harmonics
3V-MG	Moog
3V-MR	Murmur
3V-PN	Ping
3V-RF	Rifts
3V-RN	Ring
3V-SN	Snare
3V-SC	Sonic
3V-SY	Synth
3V-TM	Timbres
3V-WF	Waft

Fabric Grade: B (d)**RITZ**
49% Post Industrial Recycled Polyester/ 51% Post Consumer Recycled Polyester (51% REPREVE®)

PV-BR	Bravo
PV-BT	Black Tie
PV-CA	Candle Light
PV-CH	Champagne
PV-CL	Classy
PV-CT	Class Act
PV-FR	Formal
PV-VA	Ovation
PV-WT	White Tie

Accent Tiles Fabrics/Color Legend

Fabric Grade: B**TRAFFIC****100% Recycled Polyester**

WZ-9	Autoban
WZ-6	Country Drive
WZ-7	Freeway
WZ-5	Gridlock
WZ-1	Jam
WZ-3	Merge
WZ-8	Route 66
WZ-4	Ticket
WZ-2	Yield

Fabric Grade: C (d)**BIRDS NEST****38% Post Industrial Recycled Polyester/
20% Post Consumer Recycled Polyester/
42% Recycled Polyester
(20% REPREVE)**

PH-CA	Canary
PH-EA	Eagle
PH-EG	Egret
PH-FA	Falcon
PH-HE	Heron
PH-HU	Hummingbird
PH-MD	Morning Dove
PH-NU	Nuthatch
PH-WL	Owl
PH-RA	Raven
PH-SA	Sandpiper
PH-ST	Stork
PH-SW	Swan

Fabric Grade: C (d)**GEODE****34% Post Industrial Recycled Polyester/
26% Post Consumer Recycled Polyester/
40% Recycled Polyester
(26% REPREVE)**

PR-BS	Bismuth
PR-CA	Calcite
PR-CT	Citrine
PR-CR	Crystal
PR-FL	Fluorite
PR-GA	Galena
PR-HL	Hollow
PR-MA	Malachite
PR-QU	Quartz
PR-WN	Wonder

Fabric Grade: C (d)**THORMAN****48% Post Industrial Recycled Polyester/
26% Post Consumer Recycled 26% Polyester**

45-DR	Dryden
45-EC	Eclipse
45-FR	Farm
45-FL	Flamingo
45-HS	Hope St
45-KV	Kevin
45-MR	Martini
45-SM	Sam
45-TH	Theatre

ALERT: These materials are current, however they are being considered for future obsolescence due to low volume.

Fabric Grade: B (d)**LANDSCAPE****100% Recycled Polyester**

C2-AD	Estate
C2-AH	Harvest
C2-AJ	Panorama
C2-AF	Parkland
C2-AC	Photograph
C2-AE	Seascape
C2-AA	Vista

Fabric Grade: C (d)**MAYPOLE by Maharam****100% Polyester**

2D-004	Reed
2D-003	Rush
2D-006	Sway
2D-001	Tone
2D-005	Twirl
2D-002	Waver

Fabric Grade: A (d)**SAVOY****51% Virgin Polyester/
49% Recycled Polyester**

FJ-CC	Apache
FJ-AD	Balsam
FJ-AP	Bisque
FJ-AE	Blue Ridge
FJ-AA	Blue Willow
FJ-CA	Breaker
FJ-AR	Chamois
FJ-AK	Elephant
FJ-AL	Glacier
FJ-AX	Mango
FJ-AY	Maya
FJ-AW	Poplar
FJ-CD	Raisen
FJ-AT	Shallot
FJ-AM	Stainless
FJ-AF	Tempest

Haworth+

For information on the Haworth+ Alliance Program, including images and product availability, please refer to:
Haworth.com > Surface Collection > Haworth+ Library

Customer's Own Material (COM)

For general Customer's Own Material information including: processes and forms, please refer to:
Haworth.com/surfaces > COM Section

For information on approved COM's, please refer to:
Haworth.com/surfaces > COM Library

For information on the Haworth+ Alliance Program, please refer to:
Haworth.com/surfaces > Haworth+ Library

Masters Series — COM Yardage Requirements

Procedure

To confirm approval of or request new approval for COM's, contact the **Haworth Inquiry Center (1.800.426.8562)**, or <http://hub.Haworth.com>, or www.haworth.com > **surface collection** > **COM Library** to determine if the COM you have selected has already been tested and approved for use on our product.

If the fabric is approved, and the directional orientation (directional rightway, directional railroad, or non-directional) of the tested fabric has been confirmed, then refer to the appropriate column in the chart for yardage requirements.

Steps to follow to calculate fabric usage:

- 1) Identify product type and size.
- 2) Determine method in which fabric is to be cut (directional rightway, directional railroad or non-directional).
- 3) Determine fabric roll width.
- 4) Find corresponding fabric usage value from the table.
- 5) Calculate fabric required using the formula below:

Fabric usage = number of units x number of sides with fabric x fabric usage (from tables) + C (constant).

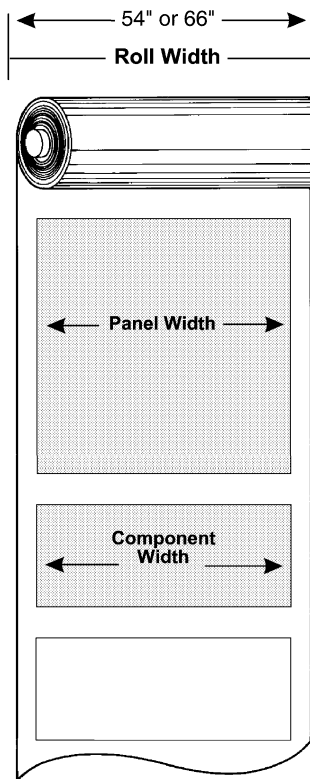
Constant

Product	C
Tackboards	1.5

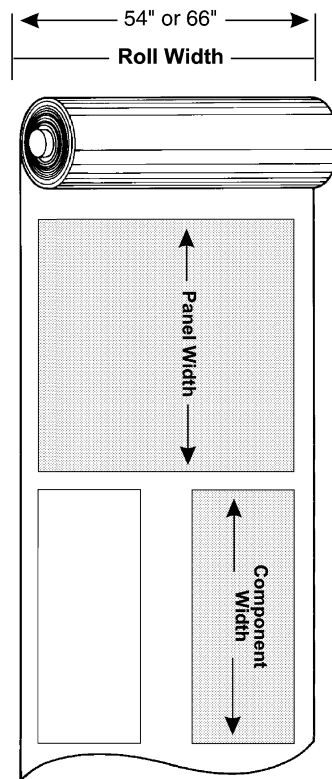
- 6) Repeat steps 1-5 for each product type, size and fabric.
- 7) Add all values together to find total number of linear yards required for the order. Add the appropriate percentage shown below to the total yardage to accommodate fabric flaws, wrinkles and other imperfections.

Up to 500 yards	Add 10%
501 to 1000 yards	Add 5%
More than 1000 yards	Add 3%

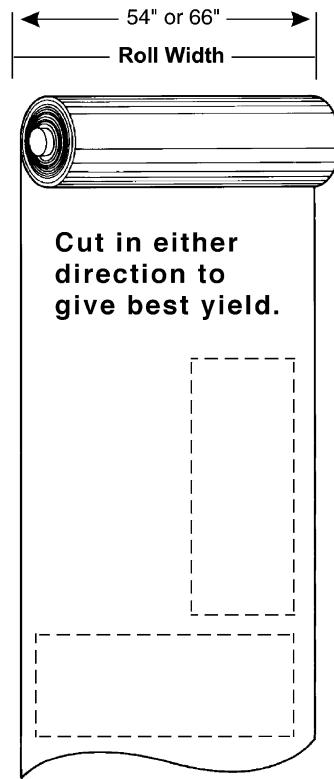
Directional Rightway:



Directional Railroad:



Non-Directional:



Masters Series — COM Yardage Requirements

Masters Series Tackboard Fabric Usage

Nominal (Inches)		66 Inch Roll (Linear Yards)			54 Inch Roll (Linear Yards)		
Height	Width	Directional	Railroad	Non-directional	Directional	Railroad	Non-directional
Fabric Tackboards for Vertical Storage Units							
22" _(559mm)	28" _(711mm)	0.475	0.713		0.475	0.713	
	30" _(762mm)	0.509	0.764		0.509	0.764	
	36" _(914mm)	0.611	0.917		0.611	0.917	
	42" _(1067mm)	0.713	1.069		0.713	1.069	
	48" _(1219mm)	0.815	1.222		0.815	1.222	
	51" _(1295mm)	0.866	1.299		0.866	1.299	
	57" _(1448mm)	0.968	1.452		N/A	N/A	
	63" _(1600mm)	1.069	1.604		N/A	N/A	
	69" _(1753mm)	1.171	1.757		N/A	N/A	
	75" _(1905mm)	1.273	1.910		N/A	N/A	
	81" _(2057mm)	1.375	2.063		N/A	N/A	
	87" _(2210mm)	1.477	2.215		N/A	N/A	
	93" _(2362mm)	1.579	2.368		N/A	N/A	
Fabric Tackboards with Slat Rail for Vertical Storage Units							
22" _(559mm)	28" _(711mm)	0.302	0.454		0.302	0.454	
	30" _(762mm)	0.324	0.486		0.324	0.486	
	36" _(914mm)	0.389	0.583		0.389	0.583	
	42" _(1067mm)	0.454	0.681		0.454	0.681	
	48" _(1219mm)	0.519	0.778		0.519	0.778	
	51" _(1295mm)	0.551	0.826		0.551	0.826	
	57" _(1448mm)	0.616	0.924		N/A	N/A	
	63" _(1600mm)	0.681	1.021		N/A	N/A	
	69" _(1753mm)	0.745	1.118		N/A	N/A	
	75" _(1905mm)	0.810	1.215		N/A	N/A	
	81" _(2057mm)	0.875	1.313		N/A	N/A	
	87" _(2210mm)	0.940	1.410		N/A	N/A	
	93" _(2362mm)	1.005	1.507		N/A	N/A	
Fabric Tackboards for Overhead Storage Units							
24" _(610mm)	30" _(762mm)	0.556	0.833		0.556	0.833	
	31" _(787mm)	0.574	0.861		0.574	0.861	
	36" _(914mm)	0.667	1.000		0.667	1.000	
	37" _(940mm)	0.685	1.028		0.685	1.028	
	42" _(1067mm)	0.778	1.167		0.778	1.167	
	48" _(1219mm)	0.889	1.333		0.889	1.333	
	54" _(1372mm)	1.000	1.500		N/A	N/A	
	60" _(1524mm)	1.110	1.667		N/A	N/A	
	66" _(1676mm)	1.222	1.833		N/A	N/A	
	72" _(1829mm)	1.333	2.000		N/A	N/A	
	78" _(1981mm)	1.444	2.167		N/A	N/A	
	84" _(2134mm)	1.556	2.333		N/A	N/A	
	90" _(2286mm)	1.667	2.500		N/A	N/A	
	96" _(2438mm)	1.778	2.667		N/A	N/A	

Masters Series — COM Yardage Requirements

Masters Series Tackboard Fabric Usage, (continued)

Nominal (Inches)		66 Inch Roll (Linear Yards)			54 Inch Roll (Linear Yards)		
Height	Width	Directional	Railroad	Non-directional	Directional	Railroad	Non-directional
Fabric Tackboards with Slat Rail for Overhead Storage Units							
24" _(610mm)	30" _(762mm)	0.370	0.556		0.370	0.556	
	31" _(787mm)	0.383	0.574		0.383	0.574	
	36" _(914mm)	0.444	0.667		0.444	0.667	
	37" _(940mm)	0.457	0.685		0.457	0.685	
	42" _(1067mm)	0.519	0.778		0.519	0.778	
	48" _(1219mm)	0.593	0.889		0.593	0.889	
	54" _(1372mm)	0.667	1.000		N/A	N/A	
	60" _(1524mm)	0.741	1.111		N/A	N/A	
	66" _(1676mm)	0.815	1.222		N/A	N/A	
	72" _(1829mm)	0.889	1.333		N/A	N/A	
	78" _(1981mm)	0.963	1.444		N/A	N/A	
	84" _(2134mm)	1.037	1.556		N/A	N/A	
	90" _(2286mm)	1.111	1.667		N/A	N/A	
	96" _(2438mm)	1.185	1.778		N/A	N/A	
Fabric Tackboards for Reception Stations							
12 1/2" _(318mm)	72" _(1829mm)	0.722	1.083		N/A	N/A	
	84" _(2134mm)	0.843	1.264		N/A	N/A	

Note: Tackboards over 60"(1524mm) wide are shipped in two equal pieces.

North American Terms of Sale

These Terms of Sale are part of a quotation, bid response, or other sales document issued by Haworth, Inc., Haworth, Ltd. ("Haworth").

These Terms of Sale do not cover products manufactured in North America shipping to non-North American countries nor do they cover products manufactured in non-North American countries shipping to North America. For those terms of sale, please contact Haworth's Global Trade and Compliance Department at 616.393.3000 or through Haworth.com.

A. Ordering Information

Haworth sells its products on the terms set forth in these standard Terms of Sale:

ORDERS MUST BE SUBMITTED IN WRITING OR ELECTRONICALLY (Lynx) AS REPRESENTED BY A VALID PURCHASE ORDER, WHICH INCLUDES PRODUCT TOTAL.

An order is not binding upon Haworth until Haworth issues an order acknowledgment to the customer (the "Customer"), which will include price information and an anticipated delivery date.

1. Order Changes/Cancellations

For Specials, Customer's Own Material (C.O.M.), finish matches, custom colors, custom products, Master lock and key orders, and RUSH orders, no changes or cancellations are allowed 24 hours after order placement. All other products require approval for changes or cancellations. A change/cancellation fee may apply. Contact Order Services for applicable charges.

Ship-to addresses changed within five (5) business days of delivery will incur fees to cover administrative costs due to re-labeling of product and/or reconsignment fees with the carrier.

Order cancellations are complete annulments of orders. Order changes are the deletion of line items or a change in size, color, quantity, ship-to address, or scope of work. There is no penalty for additions; however, any change may cause the order or the line items affected to be rescheduled. Order changes involving additional product and services which increase the value must be accompanied by an amended Purchase Order or other document as agreed.

ALL CHANGES MUST BE IN WRITING, REGARDLESS OF THE (DOLLAR) VALUE. CHANGES ARE NOT BINDING UPON HAWORTH UNTIL HAWORTH ISSUES AN ACKNOWLEDGMENT OF THE CHANGE.

2. C.O.M. (Customer's Own Material)

A Customer who requests a fabric, surface or finish material (C.O.M.) not in Haworth's standard finish offering must first confirm approval of or request new approval for the C.O.M.

Haworth will determine feasibility of the material for manufacturability. For a description of the procedure to submit C.O.M. samples, contact Haworth's Order Services department. For testing information, see the C.O.M. section of the catalog, or call Haworth Order Services.

If Haworth agrees to use the C.O.M., (1) Haworth shall have no responsibility for the condition, quality, value, performance, physical properties, or any other aspect of the C.O.M.; and (2) Haworth shall have no liability for any damages, injuries, or losses to the Customer or to any third party that shall be caused by any C.O.M., and the Customer shall hold Haworth harmless for all such liability.

3. Valid/Complete Purchase Order

The following information is required in order to process an order with Haworth:

a. Customer Information

- i. **Sold To:** Legal name, complete address (if Haworth is to bill the end user, provide end user Purchase Order made out to Haworth, Inc., Haworth, Ltd.) and phone and fax number.
- ii. **Ship To:** Legal name and address.
- iii. **Purchase Order Number:** From the party Haworth will be billing.
- iv. **Authorized Signature:** All Purchase Orders must be signed by a duly authorized representative if a signature line is present. Electronically transmitted Purchase Orders will be accepted without a signature if dealer billed and the dealer has an electronic purchase payment agreement on file.
- v. **Contact Name and Phone Number:** Person Haworth should contact with any questions regarding the order.
- vi. **Shipping Contact:** Name and phone number of person to be contacted regarding shipping and delivery matters.
- vii. **Tagging Instructions:** This information will appear on all documentation received from Haworth including: cartons, acknowledgments, and invoices.
- viii. **Price Agreement or National Sales Agreement Number**
- ix. **Product Total:** Net dollars.
- x. **Installation, Design, Project Management, and/or Service Fees**

b. Product Information

- i. **Quantity**
- ii. **Product Numbers**
- iii. **Colors**
- iv. **Specials:** Specify special part number for new special products.
- v. **Customer's Own Material:** Order entry code, manufacturer, pattern, and color.

- vi. **Approval Drawings:** An authorized signature by a duly authorized representative is required for shop drawings when applicable.
- vii. A deposit may be required for custom materials.

c. Order Confirmation

All orders will be acknowledged.

B. Pricing Policies

1. Terms of Payment

Terms of payment and credit limits will be established based on financial information. Standard payment terms on open credit are net thirty (30) days from invoice date. Advance payments or other payment security may be required by Haworth. The account balance must be at or below the credit limit and current at all times (no past-due balances). Haworth reserves the right to delay or cancel any delivery to a Customer whose Haworth account balance is over the credit limit and/or past due. For walls and floors a deposit will be required.

2. Terms of Credit

Customer hereby authorizes Haworth to obtain such credit reports, financial information or other information as Haworth may request, including, without limitation, credit information from any financial institutions or others having a business relationship with the Customer. Customer hereby authorizes any credit references to answer Haworth's inquiries and provide such credit information and documentation as Haworth may request.

The Customer hereby releases and holds Haworth harmless for any inconvenience whatsoever, caused by any temporary or permanent withdrawal or restriction of credit privileges hereunder, or the enforcement of any of the provisions contained in this paragraph.

3. Past-Due Charges

Past-due balances will be increased by a maximum of 1.5% per month, or 18% annually, without forfeit of Haworth's right to immediate payment.

4. Applicable Prices

The price of any product sold to Customer by Haworth will be based upon the North American Price List (Catalog).

Prices and discounts are subject to change without notice or approval. In the event of an adjustment to pricing, National Sales Agreement (NSA) Customers will be notified in advance according to the terms of the NSA.

Applicable prices and currency exchange rates are those in effect at the time of the RECEIPT of an ORDER; Haworth reserves the right to use the published pricing effective at the time of shipment, if the requested delivery date is more than 120 days after the order receipt date.

North American Terms of Sale

Haworth Flooring products are sold using the North American price list in US dollars. Currency exchange rates at the time of the transaction will be used to convert the USD amount into the alternate currency. Should the currency exchange rate between the USD and alternate currency change between a quote and the receipt of an order, the alternate currency amount will also change to equal the current, equivalent USD amount.

5. C.O.M. (Customer's Own Material) Charges

Refer to appropriate Customer's Own Material (C.O.M.) form for applicable surface material charges.

6. Taxes

Haworth prices do not include customs duty, sales, use, value added or similar taxes. Any federal, state/provincial or other taxes or assessments based upon the sale or delivery of products or services sold applicable to the customer at present or later imposed by federal, state/provincial or municipal agencies, shall be added and paid by the customer. Customer is responsible for all such taxes.

NOTE: For all countries a valid sales tax exemption certificate must be approved by and on file with Haworth prior to product shipment. Otherwise, sales tax will be due and payable to Haworth when such tax is invoiced to Customer.

7. Services

If, as a result of Customer request, the Haworth dealer or Haworth subsidiary provides planning/design services, storage, project management, special handling, set-up, installation and/or other services, the Customer will be charged at the local Haworth dealer/subsidiary's prevailing rates.

8. Termination by Haworth

Haworth may immediately terminate an order upon written notice in the event bankruptcy or insolvency proceedings are instituted by or against the Customer, or the Customer is adjudicated as bankrupt, becomes insolvent, makes an assignment for the benefit of creditors, or proposes or makes any arrangements for the liquidation of its debts, or a receiver or receiver and manager is appointed with respect to all or any part of the assets of the Customer.

C. Shipping and Delivery

Haworth will have the right to determine the method of shipment and routing of product.

This section does not apply to any of Haworth's Flooring products. All Haworth Flooring products are sold freight collect.

If, for any reason, a delivery has to be made to an intermediate location (i.e. a location other than the "Ship To" location noted on the order or ultimate end user location), all handling and re-delivery costs incurred would be at the Customer's expense.

1. U.S.A. - Contiguous

All deliveries will be CPT (Carriage Paid To) (ICC Incoterms 2010) Haworth's manufacturing facilities or distribution centers. Freight charges will be prepaid by Haworth on all orders to locations within the continental United States. Customer bears all risk of loss or damage to the goods when they are placed on Haworth's means of transport.

2. U.S.A. - Non-contiguous (Alaska, Hawaii and Puerto Rico)

All deliveries will be CIF (Cost, Insurance and Freight) (ICC Incoterms 2010). Haworth's catalog prices include ocean freight and insurance to the port of the final destination. Haworth has the right to determine the carrier, method of shipment and routing. Haworth will contract with the insurer and provide minimal insurance coverage (CIF @ 110%) made payable to the Customer. Customer is responsible to obtain greater insurance if so desired.

Customer bears all risk of loss or damage to the goods when the goods are effectively at the disposal of the Customer on board the vessel at the named port of destination. Proof of delivery is a clean on board bill of lading. Customer will be responsible for all on-carriage from the receiving port to the final destination.

3. Canada

All deliveries will be DDP (Delivered Duty Paid) (ICC Incoterms 2010). Haworth's catalog prices include delivery to Customer's named place, not unloaded from any arriving means of transport. Customer bears all risk of loss or damage to the goods when they are delivered to the Customer's named facility not unloaded. Haworth will assume responsibility to file all freight claims with the carrier for any loss/damage which may occur while product is in transit, and will promptly repair or replace any damaged or lost product. Haworth requires the Customer to report all freight damage and/or loss to both the carrier and to Haworth.

NOTE: Under all delivery terms (U.S.A. and Canada), any additional expense resulting from Customer's request for expedited transportation, special services, packaging, handling, routing, and/or shipping method will be billed to Customer.

4. Mexico

All deliveries will be DAP (Delivered to Place) (ICC Incoterms 2010). Haworth's catalog prices include freight charges for normal surface transportation to a United States point of exportation within the 48

contiguous states. Haworth has the right to determine the carrier, method of shipment and routing.

Customer bears all risk of loss or damage to the goods when the goods are delivered to the named United States point of exportation. Haworth will provide customs clearance facilitation and arrangement of local delivery through an Authorized Dealer in Mexico, on a separately negotiated basis. Otherwise the Customer will be responsible for all customs clearance formalities and on-carriage from the United States point of exportation to the final destination in Mexico.

5. Delivery Dates and Delay

If Haworth cannot deliver products as scheduled due to causes beyond its reasonable control (such as casualty, labor disputes, or accident; inability to obtain necessary labor, material or transportation; or changes requested by the Customer), the delivery date will be extended to compensate for the delay as determined by Haworth.

6. Delivery Shortages and Damage

Product shortages and damage must be noted on delivery receipts at the time of delivery and reported to the carrier for correction.

Claims against Haworth for shortages, errors, or damage must be made within ten (10) days of the date of delivery or the Customer waives the right to make such a claim. Signed Bill of Ladings or Delivery Receipt must be sent in with claims. See the Haworth/Haworth Dealers Roles and Responsibilities document for further details.

7. Storage

Haworth may transfer product to storage at the Customer's risk and expense if the Customer is unable or unwilling to take delivery of product as originally scheduled. Upon such transfer to storage, the Customer assumes risk of loss. Haworth will invoice the Customer for storage fees and the Customer will make payments in accordance with Haworth's standard payment terms.

North American Terms of Sale

D. General Terms

1. Governing Law

For products purchased for delivery in the U.S. pursuant hereto, this Agreement shall be governed by and construed according to the laws of the State of Michigan. Where Products are purchased for delivery in Canada pursuant hereto, this Agreement shall be governed by and construed according to the laws of the Province of Alberta. In either case, the parties attorn to the exclusive jurisdiction of the courts of Michigan and Alberta, respectively for the purpose of hearing any disputes arising under this Agreement or with respect to any Products sold pursuant hereto, and agree that the provisions of the United Nations Convention on Contracts for the International Sale of Goods and any other provision or law which would have the effect of applying the laws of any jurisdiction other than Michigan or Alberta, as the case may be, shall be excluded.

2. Force Majeure

In the event that the performance of Customer or Haworth or its participating dealer assignee(s) would be prevented, restricted, interfered with or rendered commercially impracticable by reason of Force Majeure, then upon the giving of notice to the other parties, the party affected by the Force Majeure shall be excused from performing hereunder until the Force Majeure no longer prevents, restricts, interferes with, or renders such performance commercially impracticable.

"Force Majeure" shall mean: fire, explosion, breakdown of plant, epidemic, hailstorm, snow/ice storms en route, hurricane, tornado, cyclone, flood or power failure; war, revolution, civil or military disturbances, acts of public enemies, acts of terrorism, blockade or embargo; any law, order, proclamation, regulation, ordinance, demand or requirement of any applicable governmental authority or any subdivision, authority, or representative of any such government; labor difficulties, including without limitation, strikes, slowdowns, picketing or boycotts; or difficulties beyond Haworth's reasonable control in obtaining necessary raw materials, labor, fuels and electric power, components or facilities, and any other circumstances beyond the control of the party affected.

3. Delays by Customer

Where Haworth has not received adequate site dimensions, Product specifications, shipping information, installation particulars or other information required by Haworth to permit the efficient manufacture of any Products, or where site conditions are not in accordance with the Installation Requirements set forth, or are not otherwise suitable to permit effective and efficient installation, the manufacture and/or delivery of Products may be delayed, and such event shall constitute a delay by the Customer. When manufacture, delivery or installation is delayed by the Customer or at the Customer's request: (i) Haworth may, at its option, present the invoice for the full price of the Products to the Customer as then due and payable; (ii) the Customer shall pay to

Haworth all reasonable storage, handling and other reasonable incidental expenses incurred by Haworth in connection with such delay; and (iii) the Customer shall bear all risk of loss or damage to the Products being held by Haworth for the Customer.

4. Use and Installation of Products

Haworth recommends that its products be installed by certified, qualified and approved installers according to Haworth's written installation procedures. The Customer agrees to use Haworth products properly; not to remove or alter safety devices, warnings, or operation instructions placed on products by Haworth, and to instruct employees as to the proper care and use of the products according to printed instructions.

5. Warranty

Haworth's standard North American Warranty will apply as appropriate. All product line warranty specifics are available in each catalog or upon request.

E. Services

Service requests for design, installation, relocation, storage, etc. are handled by the local Haworth dealer on a separately negotiated basis. Contact the local Haworth dealer, affiliate or area sales office for more details.

Scope of Work - Design

Customer acknowledges that the Products to be manufactured or procured by Haworth in connection with the order are or may be custom manufactured for the Customer and that Haworth may be required to perform extensive work in relation to the design and specification of such Products. Where Customer requests that Haworth create as-built drawings or make more than two material revisions to any particular Product design or specification, Customer agrees that Haworth shall be entitled to invoice Customer with respect to such additional work on the basis of Haworth's then prevailing rates for related design and specification services.

Installation Requirements

Where installation services are to be provided by Haworth, its authorized dealer or subcontractor, a document will be provided setting forth the scope of installation work to be performed (the "Scope of Work") and the price to be charged therefore. Unless otherwise specified in the scope of work, Haworth's installation services are limited to products sold by Haworth with the exception of lighting, under floor electrical and data.

General Conditions

(a) Sufficient time shall be allocated by the Customer following delivery of Products and prior to Customer's occupation of the premises to allow the installation of all Products during conventional working hours, Monday through Friday, 7:30 a.m. to 4:30 p.m. Where sufficient time is not allocated and Haworth is required or requested to perform installation work outside of such times, overtime charges shall be charged at Haworth's then prevailing rates. (b) Haworth shall be given free and exclusive access to; (i) a loading dock within 150' of the freight elevator or hoist, which loading dock shall be of sufficient size to enable full-size tractor-trailer deliveries to the premises (where required by Haworth); (ii) a freight elevator or hoist of sufficient size and capacity to allow the efficient movement of the Products; (iii) an unobstructed and safe pathway to the area where Products are to be stored or staged; (iv) a secure storage / staging area; (v) convenient trash facilities; (vi) adequate lighting; (vii) a work site that complies with applicable health and safety legislation. Where such areas and facilities are not available, Haworth shall be entitled to bill Customer for all amounts incurred by Haworth for double-handling, product movement, lifting, hoisting, trash removal and any other resulting charges. (c) The installation site shall be free and clear of existing furniture, debris, or other obstructions (including construction in progress) and shall otherwise be in the reasonable opinion of Haworth ready for installation of the Products. Any building where Products are to be installed shall be fully closed in, dry and protected from the natural elements, with temperatures between 40°F and 90°F (4°C and 32°C) and relative humidity not to exceed 70% at all times including receipt of products, during and after installation and shall be adequately heated and/or air-conditioned. Where unusual site conditions exist which impede or prevent the normal installation of any Products, applicable extra charges shall apply at prevailing rates. (d) Haworth's installation pricing is based upon the installation occurring as one continuous delivery and installation project. Phased installation pricing shall be provided by Haworth on a case by case basis. (e) Electrical hardwiring, plumbing and mechanical work is not included and shall be the responsibility of the Customer. (f) Except as may be otherwise specifically indicated, installation pricing does not apply to projects where union labor is required. Where Haworth has provided installation pricing on the basis that non-union labor be utilized, and where Haworth is required to use union labor or it otherwise becomes impractical to use non-union labor, or where Haworth is required by law to use prevailing wages, Haworth shall be entitled to charge the Customer for any cost differential between the anticipated cost of non-union labor and the actual cost of utilizing union or prevailing wage labor. (g) Haworth shall not be responsible for obtaining permits.

North American Terms of Sale

Project / Site Conditions

Lateral load bracing is not included in the scope of Haworth's work and shall not be performed by Haworth. In areas where flooring Products are to be installed by Haworth overhead construction must be completed prior to the commencement of such work to avoid damage to the panels and finishes. The existing subfloor must be smooth, mopped clean, free of moisture, dust, dirt and debris. Once installed, the access floor must be maintained in the same manner. The subfloor must have a maximum vertical elevation deviation of 0.375" (10mm) over a horizontal span of 10'-0" (3m), and without discontinuities in floor slope. For greater certainty, the scope of Haworth's installation work in such areas shall not be deemed to include any work required to level such subfloor, remove protrusions, remove pre-existing floor coverings or adhesives, or any other work which is required to remedy any conditions which may impede the efficient installation of flooring. Except as may be otherwise specifically indicated in the order, installation pricing for flooring Products and the Scope of Work in relation thereto shall not include any work required to remove and replace floor panels following their initial installation to provide tradespersons or others with access to the underpanel cable management cavity. In areas where movable walls are to be installed, all flooring (including carpeting) and ceiling components (including dropped ceiling grid components) shall be fully complete and ready for the installation of the movable wall products. Further, the existing floor (or other surface on which the movable wall panels are to be installed) shall have a maximum vertical deviation of 1.25" (30mm) and the dropped ceiling grid shall have a maximum vertical deviation of 0.375" (10mm) from the specifications to which such movable wall panels were designed and manufactured (collectively the "Permitted Tolerances"), and shall otherwise comply with any site condition assumptions made known to Haworth prior to the manufacture of such Products (the "Site Assumptions"). Where the Permitted Tolerances or Site Assumptions are not strictly adhered to or met, additional charges may be incurred in connection with site remediation and/or the modification or remanufacture of affected movable wall products, together with all resulting shipping and labor charges at Haworth's then prevailing rates for such Products and services.

Installation Change Orders

Where Customer requests work to be performed or materials to be provided which are not contemplated in the Scope of Work, or Customer otherwise requests Products or services not contemplated in the order (collectively "Extras"), prior to providing such Extras Haworth reserves the right to require the Customer to provide and sign a written Purchase Order or Change Order acceptable to Haworth describing the Extras and the amounts to be charged therefore, and the Customer agrees to pay such charges.

Entire Agreement

The order and this Agreement (including applicable Schedules) constitute the sole agreement between the parties and supercede any prior understanding or written or oral agreements between the parties (excluding National Sales Agreements). No waiver of any of the provisions of these Standard Terms and Conditions shall be binding on Haworth unless expressly agreed in writing.

Revision Date: June 1, 2015

Index

Products are listed alphabetically in this index by alpha-numeric prefix/suffix codes.

Product Code	Product Description	Page
EUD1-1311V	Masters Series – Enhanced Power Module	.225
EUD1-C311V	Masters Series – Enhanced Power Module	.225
JPTA-6	Masters Series – Pencil Tray	.224
LUTD	Masters Series – Adaptable Electronic Ballast Task Light (Add-On Light)	.227
LUTR	Masters Series – Adaptable Electronic Ballast Task Light (Starter Light)	.226
LUTS-16UEP	Masters Series – Adaptable Electronic Ballast Task Light	.226
MTSV	Masters Series – Tackboards — Vertical Storage Units — Fabric and Slat Rail	.103
MTSW	Masters Series – Fabric and Slat Rail	.163
MTSW	Masters Series – Tackboards — Wall Mount Overhead Storage Units — Fabric and Slat Rail	.162
MTVD	Masters Series – Tackboards — Vertical Storage Units — Fabric	.103
MTWD	Masters Series – Fabric Tackboards	.163
MTWD	Masters Series – Tackboards — Wall Mount Overhead Storage Units — Fabric	.162
UFXS	Masters Series – Adaptable Modesty Panel	.176
ULB2-S	Masters Series – Bookcase — 2H, 3H, 4H, 5H and 6H	.218
ULB3-S	Masters Series – Bookcase — 2H, 3H, 4H, 5H and 6H	.218
ULB4-S	Masters Series – Bookcase — 2H, 3H, 4H, 5H and 6H	.218
ULB5-S	Masters Series – Bookcase — 2H, 3H, 4H, 5H and 6H	.218
ULB6-S	Masters Series – Bookcase — 2H, 3H, 4H, 5H and 6H	.218
ULLD-SN	Masters Series – Overhead Storage Units — 1.5H Glass Sliding Door	.154
ULLD-SN	Masters Series – Overhead Storage Units — 1H with Glass Sliding Door	.150
ULLD-SN	Masters Series – Overhead Storage Units — 2H with Glass Sliding Door	.158
ULLL-SN	Masters Series – Overhead Storage Units — 1.5H Glass Sliding Door	.154
ULLL-SN	Masters Series – Overhead Storage Units — 1H with Glass Sliding Door	.150
ULLL-SN	Masters Series – Overhead Storage Units — 2H with Glass Sliding Door	.158
ULMD-SL	Masters Series – Overhead Storage Units — 1.5H with Glass Hinged Doors	.142
ULMD-SL	Masters Series – Overhead Storage Units — 1H with Glass Hinged Doors	.138
ULMD-SL	Masters Series – Overhead Storage Units — 2H with Glass Hinged Doors	.146
ULMD-SN	Masters Series – Overhead Storage Units — 1.5H with Glass Hinged Doors	.142
ULMD-SN	Masters Series – Overhead Storage Units — 1H with Glass Hinged Doors	.138
ULMD-SN	Masters Series – Overhead Storage Units — 2H with Glass Hinged Doors	.146
ULML-SL	Masters Series – Overhead Storage Units — 1.5H with Glass Hinged Doors	.142
ULML-SL	Masters Series – Overhead Storage Units — 1H with Glass Hinged Doors	.138
ULML-SL	Masters Series – Overhead Storage Units — 2H with Glass Hinged Doors	.146
ULML-SN	Masters Series – Overhead Storage Units — 1.5H with Glass Hinged Doors	.142
ULML-SN	Masters Series – Overhead Storage Units — 1H with Glass Hinged Doors	.138
ULML-SN	Masters Series – Overhead Storage Units — 2H with Glass Hinged Doors	.146
ULND-SN	Masters Series – Overhead Storage Units — 1H Open	.106
ULND-SN	Masters Series – Overhead Storage Units — 2H Open	.110
ULNL-SN	Masters Series – Overhead Storage Units — 1H Open	.106
ULNL-SN	Masters Series – Overhead Storage Units — 2H Open	.110
ULOD-SL	Masters Series – Overhead Storage Units — 1.5H with Hinged Doors	.118
ULOD-SL	Masters Series – Overhead Storage Units — 1H with Hinged Doors	.114
ULOD-SL	Masters Series – Overhead Storage Units — 2H with Hinged Doors	.122
ULOD-SN	Masters Series – Overhead Storage Units — 1.5H with Hinged Doors	.118
ULOD-SN	Masters Series – Overhead Storage Units — 1H with Hinged Doors	.114
ULOD-SN	Masters Series – Overhead Storage Units — 2H with Hinged Doors	.122
ULOL-SL	Masters Series – Overhead Storage Units — 1.5H with Hinged Doors	.118
ULOL-SL	Masters Series – Overhead Storage Units — 1H with Hinged Doors	.114
ULOL-SL	Masters Series – Overhead Storage Units — 2H with Hinged Doors	.122
ULOL-SN	Masters Series – Overhead Storage Units — 1.5H with Hinged Doors	.118
ULOL-SN	Masters Series – Overhead Storage Units — 1H with Hinged Doors	.114
ULOL-SN	Masters Series – Overhead Storage Units — 2H with Hinged Doors	.122
ULRD-SN	Masters Series – Overhead Storage Units — 1.5H with Sliding Door	.130

Index

Product Code	Product Description	Page
ULRD-SN	Masters Series – Overhead Storage Units — 1H with Sliding Door	126
ULRD-SN	Masters Series – Overhead Storage Units — 2H with Sliding Door	134
ULRL-SN	Masters Series – Overhead Storage Units — 1.5H with Sliding Door	130
ULRL-SN	Masters Series – Overhead Storage Units — 1H with Sliding Door	126
ULRL-SN	Masters Series – Overhead Storage Units — 2H with Sliding Door	134
ULSE-M	Masters Series – Modular Components — End Panel — 2H	178
ULSE-N	Masters Series – Modular Components — End Panel — 2H	178
ULSL	Masters Series – Modular Components — L-Support Panel	180
ULSL	Masters Series – Modular Components — Partial Depth L-Support Panel — 2H	182
ULSS-S	Masters Series – Modular Components — Mid-Support Panel — 2H	184
ULSX-SN	Masters Series – Modular Components — T-Support Panel — 2H	184
ULWD-1730-NSN	Masters Series – Open Sided Shelf	104
ULWD-2930-NSN	Masters Series – Open Sided Shelf	104
ULWL-1730-NSN	Masters Series – Open Sided Shelf	104
ULWL-2930-NSN	Masters Series – Open Sided Shelf	104
ULXF-SS	Masters Series – Full Overlay Modesty Panel	173
ULXH-SN2	Masters Series – Hinged Modesty Panel	174
ULXS	Masters Series – Adaptable Modesty Panel	176
UPB2-S	Masters Series – Bookcase — 2H, 3H, 4H, 5H and 6H	218
UPB3-S	Masters Series – Bookcase — 2H, 3H, 4H, 5H and 6H	218
UPB4-S	Masters Series – Bookcase — 2H, 3H, 4H, 5H and 6H	218
UPB5-S	Masters Series – Bookcase — 2H, 3H, 4H, 5H and 6H	218
UPB6-S	Masters Series – Bookcase — 2H, 3H, 4H, 5H and 6H	218
UPLD-SN	Masters Series – Overhead Storage Units — 1.5H Glass Sliding Door	154
UPLD-SN	Masters Series – Overhead Storage Units — 1H with Glass Sliding Door	150
UPLD-SN	Masters Series – Overhead Storage Units — 2H with Glass Sliding Door	158
UPLL-SN	Masters Series – Overhead Storage Units — 1.5H Glass Sliding Door	154
UPLL-SN	Masters Series – Overhead Storage Units — 1H with Glass Sliding Door	150
UPLL-SN	Masters Series – Overhead Storage Units — 2H with Glass Sliding Door	158
UPMD-SL	Masters Series – Overhead Storage Units — 1.5H with Glass Hinged Doors	142
UPMD-SL	Masters Series – Overhead Storage Units — 1H with Glass Hinged Doors	138
UPMD-SL	Masters Series – Overhead Storage Units — 2H with Glass Hinged Doors	146
UPMD-SN	Masters Series – Overhead Storage Units — 1.5H with Glass Hinged Doors	142
UPMD-SN	Masters Series – Overhead Storage Units — 1H with Glass Hinged Doors	138
UPMD-SN	Masters Series – Overhead Storage Units — 2H with Glass Hinged Doors	146
UPML-SL	Masters Series – Overhead Storage Units — 1.5H with Glass Hinged Doors	142
UPML-SL	Masters Series – Overhead Storage Units — 1H with Glass Hinged Doors	138
UPML-SL	Masters Series – Overhead Storage Units — 2H with Glass Hinged Doors	146
UPML-SN	Masters Series – Overhead Storage Units — 1.5H with Glass Hinged Doors	142
UPML-SN	Masters Series – Overhead Storage Units — 1H with Glass Hinged Doors	138
UPML-SN	Masters Series – Overhead Storage Units — 2H with Glass Hinged Doors	146
UPND-SN	Masters Series – Overhead Storage Units — 1H Open	106
UPND-SN	Masters Series – Overhead Storage Units — 2H Open	110
UPNL-SN	Masters Series – Overhead Storage Units — 1H Open	106
UPNL-SN	Masters Series – Overhead Storage Units — 2H Open	110
UPOD-SL	Masters Series – Overhead Storage Units — 1.5H with Hinged Doors	118
UPOD-SL	Masters Series – Overhead Storage Units — 1H with Hinged Doors	114
UPOD-SL	Masters Series – Overhead Storage Units — 2H with Hinged Doors	122
UPOD-SN	Masters Series – Overhead Storage Units — 1.5H with Hinged Doors	118
UPOD-SN	Masters Series – Overhead Storage Units — 1H with Hinged Doors	114
UPOD-SN	Masters Series – Overhead Storage Units — 2H with Hinged Doors	122
UPOL-SL	Masters Series – Overhead Storage Units — 1.5H with Hinged Doors	118
UPOL-SL	Masters Series – Overhead Storage Units — 1H with Hinged Doors	114
UPOL-SL	Masters Series – Overhead Storage Units — 2H with Hinged Doors	122

Index

Product Code	Product Description	Page
UPOL-SN	Masters Series – Overhead Storage Units — 1.5H with Hinged Doors	118
UPOL-SN	Masters Series – Overhead Storage Units — 1H with Hinged Doors	114
UPOL-SN	Masters Series – Overhead Storage Units — 2H with Hinged Doors	122
UPRD-SN	Masters Series – Overhead Storage Units — 1.5H with Sliding Door	130
UPRD-SN	Masters Series – Overhead Storage Units — 1H with Sliding Door	126
UPRD-SN	Masters Series – Overhead Storage Units — 2H with Sliding Door	134
UPRL-SN	Masters Series – Overhead Storage Units — 1.5H with Sliding Door	130
UPRL-SN	Masters Series – Overhead Storage Units — 1H with Sliding Door	126
UPRL-SN	Masters Series – Overhead Storage Units — 2H with Sliding Door	134
UPSE-M	Masters Series – Modular Components — End Panel — 2H	178
UPSE-N	Masters Series – Modular Components — End Panel — 2H	178
UPSL	Masters Series – Modular Components — L-Support Panel	180
UPSL	Masters Series – Modular Components — Partial Depth L-Support Panel — 2H	182
UPSS-S	Masters Series – Modular Components — Mid-Support Panel — 2H	184
UPSX-SN	Masters Series – Modular Components — T-Support Panel — 2H	184
UPXF-SS	Masters Series – Full Overlay Modesty Panel	173
UPXH-SN2	Masters Series – Hinged Modesty Panel	174
UXAG-0002	Masters Series – Grommet	225
UXAH	Masters Series – File Bars	224
UXB2-S	Masters Series – Bookcase — 2H, 3H, 4H, 5H and 6H	218
UXB3-S	Masters Series – Bookcase — 2H, 3H, 4H, 5H and 6H	218
UXB4-S	Masters Series – Bookcase — 2H, 3H, 4H, 5H and 6H	218
UXB5-S	Masters Series – Bookcase — 2H, 3H, 4H, 5H and 6H	218
UXB6-S	Masters Series – Bookcase — 2H, 3H, 4H, 5H and 6H	218
UXCD	Masters Series – Center Drawer	224
UXLD-SN	Masters Series – Overhead Storage Units — 1.5H Glass Sliding Door	154
UXLD-SN	Masters Series – Overhead Storage Units — 1H with Glass Sliding Door	150
UXLD-SN	Masters Series – Overhead Storage Units — 2H with Glass Sliding Door	158
UXLL-SN	Masters Series – Overhead Storage Units — 1.5H Glass Sliding Door	154
UXLL-SN	Masters Series – Overhead Storage Units — 1H with Glass Sliding Door	150
UXLL-SN	Masters Series – Overhead Storage Units — 2H with Glass Sliding Door	158
UXMD-SL	Masters Series – Overhead Storage Units — 1.5H with Glass Hinged Doors	142
UXMD-SL	Masters Series – Overhead Storage Units — 1H with Glass Hinged Doors	138
UXMD-SL	Masters Series – Overhead Storage Units — 2H with Glass Hinged Doors	146
UXMD-SN	Masters Series – Overhead Storage Units — 1.5H with Glass Hinged Doors	142
UXMD-SN	Masters Series – Overhead Storage Units — 1H with Glass Hinged Doors	138
UXMD-SN	Masters Series – Overhead Storage Units — 2H with Glass Hinged Doors	146
UXML-SL	Masters Series – Overhead Storage Units — 1.5H with Glass Hinged Doors	142
UXML-SL	Masters Series – Overhead Storage Units — 1H with Glass Hinged Doors	138
UXML-SL	Masters Series – Overhead Storage Units — 2H with Glass Hinged Doors	146
UXML-SN	Masters Series – Overhead Storage Units — 1.5H with Glass Hinged Doors	142
UXML-SN	Masters Series – Overhead Storage Units — 1H with Glass Hinged Doors	138
UXML-SN	Masters Series – Overhead Storage Units — 2H with Glass Hinged Doors	146
UXND-SN	Masters Series – Overhead Storage Units — 1H Open	106
UXND-SN	Masters Series – Overhead Storage Units — 2H Open	110
UXNL-SN	Masters Series – Overhead Storage Units — 1H Open	106
UXNL-SN	Masters Series – Overhead Storage Units — 2H Open	110
UXOD-SL	Masters Series – Overhead Storage Units — 1.5H with Hinged Doors	118
UXOD-SL	Masters Series – Overhead Storage Units — 1H with Hinged Doors	114
UXOD-SL	Masters Series – Overhead Storage Units — 2H with Hinged Doors	122
UXOD-SN	Masters Series – Overhead Storage Units — 1.5H with Hinged Doors	118
UXOD-SN	Masters Series – Overhead Storage Units — 1H with Hinged Doors	114
UXOD-SN	Masters Series – Overhead Storage Units — 2H with Hinged Doors	122
UXOL-SL	Masters Series – Overhead Storage Units — 1.5H with Hinged Doors	118

Index

Product Code	Product Description	Page
UXOL-SL	Masters Series – Overhead Storage Units — 1H with Hinged Doors	114
UXOL-SL	Masters Series – Overhead Storage Units — 2H with Hinged Doors	122
UXOL-SN	Masters Series – Overhead Storage Units — 1.5H with Hinged Doors	118
UXOL-SN	Masters Series – Overhead Storage Units — 1H with Hinged Doors	114
UXOL-SN	Masters Series – Overhead Storage Units — 2H with Hinged Doors	122
UXRD-SN	Masters Series – Overhead Storage Units — 1.5H with Sliding Door	130
UXRD-SN	Masters Series – Overhead Storage Units — 1H with Sliding Door	126
UXRD-SN	Masters Series – Overhead Storage Units — 2H with Sliding Door	134
UXRL-SN	Masters Series – Overhead Storage Units — 1.5H with Sliding Door	130
UXRL-SN	Masters Series – Overhead Storage Units — 1H with Sliding Door	126
UXRL-SN	Masters Series – Overhead Storage Units — 2H with Sliding Door	134
UXSE-M	Masters Series – Modular Components — End Panel — 2H	178
UXSE-N	Masters Series – Modular Components — End Panel — 2H	178
UXSL	Masters Series – Modular Components — L-Support Panel	180
UXSL	Masters Series – Modular Components — Partial Depth L-Support Panel — 2H	182
UXSS-S	Masters Series – Modular Components — Mid-Support Panel — 2H	184
UXSX-SN	Masters Series – Modular Components — T-Support Panel — 2H	184
UXWA	Masters Series – Counterweight	223
UXXF-SS	Masters Series – Full Overlay Modesty Panel	173
UXXH-SN2	Masters Series – Hinged Modesty Panel	174
UXXS	Masters Series – Adaptable Modesty Panel	176
W111-5298	Masters Series – Tetra Bracket	223
X3Y5-PR	Masters Series – Freestanding Wardrobe Tower — 5H and 6H	216
X4AD-WL	Masters Series – Personal Storage Tower with F/F/F and Valet	213
X4AF-WL	Masters Series – Personal Storage Tower with F/F Pedestal and Valet — 5H and 6H	214
X4CA-2348	Masters Series – 2H Attached Sliding Door Storage Unit	200
X4CB-2348	Masters Series – 1.5H Attached Sliding Door Storage Unit for use with Convergent Worktop	202
X4CD-SW	Masters Series – Stack-On Storage Cabinet with Hinged Doors	165
X4CL-SW	Masters Series – Stack-On Storage Cabinet with Hinged Doors	165
X4F1-LW	Masters Series – 1H and 1.5H High and 2H Attached Lateral Files	190
X4F3-LW	Masters Series – Freestanding Lateral File – 3H and 4H	208
X4F4-LW	Masters Series – Freestanding Lateral File – 3H and 4H	208
X4F5-LW	Masters Series – Freestanding Lateral File – 5H and 6H	209
X4F6-LW	Masters Series – Freestanding Lateral File – 5H and 6H	209
X4FA-LW	Masters Series – 1H and 1.5H High and 2H Attached Lateral Files	190
X4FA-LW	Masters Series – 1H and 1.5H High and 2H Attached Lateral Files	190
X4FA-LW	Masters Series – 1H and 1.5H High and 2H Attached Lateral Files	190
X4FB-LW	Masters Series – 1H and 1.5H High and 2H Attached Lateral Files	190
X4FV-LW	Masters Series – 1.5H Attached Lateral File with Shelf	188
X4H2-LW	Masters Series – 2H Storage Unit with Doors	196
X4H3-LW	Masters Series – 3H Freestanding Storage Unit with Hinged Doors	207
X4JD-ST	Masters Series – Stack-On Storage Cabinet with Glass Doors	166
X4JL-ST	Masters Series – Stack-On Storage Cabinet with Glass Doors	166
X4KD-SN	Masters Series – Stack-On Bookcase	164
X4KL-SN	Masters Series – Stack-On Bookcase	164
X4LD-NT	Masters Series – Vertical Storage Unit — 1H with Glass Sliding Door	96
X4LD-NT	Masters Series – Vertical Storage Unit — 2H with Glass Sliding Door	100
X4LL-NT	Masters Series – Vertical Storage Unit — 1H with Glass Sliding Door	96
X4LL-NT	Masters Series – Vertical Storage Unit — 2H with Glass Sliding Door	100
X4M5-LW	Masters Series – Combination Unit — 5H and 6H	210
X4M6-LW	Masters Series – Combination Unit — 5H and 6H	210
X4N1-NN	Masters Series – 1H and 2H Attached Storage Units	192
X4N2-NN	Masters Series – 1H and 2H Attached Storage Units	192
X4N3-NN	Masters Series – 3H Freestanding Open Storage Unit	206

Index

Product Code	Product Description	Page
X4PA-NW	Masters Series – Attached Pedestals	185
X4PA-YW	Masters Series – Attached Pedestals	185
X4PB-1860	Masters Series – 1.5H Attached Storage for use with Convergent Worktop — Open Unit	194
X4PM-BW	Masters Series – Mobile Pedestal	186
X4RD-NW	Masters Series – Vertical Storage Unit — 1H with Sliding Door	80
X4RD-NW	Masters Series – Vertical Storage Unit — 2H with Sliding Door	84
X4RL-NW	Masters Series – Vertical Storage Unit — 1H with Sliding Door	80
X4RL-NW	Masters Series – Vertical Storage Unit — 2H with Sliding Door	84
X4SA-1848	Masters Series – 2H Attached Sliding Door Storage Unit	204
X4SA-1848	Masters Series – 2H Attached Sliding Door Storage Unit	204
X4SB-1848	Masters Series – 1.5H Attached Sliding Door Storage Unit	198
X4SB-1848	Masters Series – 1.5H Attached Sliding Door Storage Unit	198
X4SD-LT	Masters Series – Vertical Storage Unit — 1H with Glass Hinged Doors	88
X4SD-LT	Masters Series – Vertical Storage Unit — 2H with Glass Hinged Doors	92
X4SD-NT	Masters Series – Vertical Storage Unit — 1H with Glass Hinged Doors	88
X4SD-NT	Masters Series – Vertical Storage Unit — 2H with Glass Hinged Doors	92
X4SL-LT	Masters Series – Vertical Storage Unit — 1H with Glass Hinged Doors	88
X4SL-LT	Masters Series – Vertical Storage Unit — 2H with Glass Hinged Doors	92
X4SL-NT	Masters Series – Vertical Storage Unit — 1H with Glass Hinged Doors	88
X4SL-NT	Masters Series – Vertical Storage Unit — 2H with Glass Hinged Doors	92
X4TR	Masters Series – Tackboards — Reception Station L-Shaped and U-Shaped	168
X4UD-NN	Master Series – Vertical Storage Unit — 1H Open	64
X4UD-NN	Master Series – Vertical Storage Unit — 2H Open	68
X4UL-NN	Master Series – Vertical Storage Unit — 1H Open	64
X4UL-NN	Master Series – Vertical Storage Unit — 2H Open	68
X4VD-LW	Master Series – Vertical Storage Unit — 1H with Hinged Doors	72
X4VD-LW	Master Series – Vertical Storage Unit — 2H with Hinged Doors	76
X4VD-NW	Master Series – Vertical Storage Unit — 1H with Hinged Doors	72
X4VD-NW	Master Series – Vertical Storage Unit — 2H with Hinged Doors	76
X4VL-LW	Master Series – Vertical Storage Unit — 1H with Hinged Doors	72
X4VL-LW	Master Series – Vertical Storage Unit — 2H with Hinged Doors	76
X4VL-NW	Master Series – Vertical Storage Unit — 1H with Hinged Doors	72
X4VL-NW	Master Series – Vertical Storage Unit — 2H with Hinged Doors	76
X4W5-WL	Masters Series – Wardrobe with Open Unit — 5H and 6H	211
X4W6-WL	Masters Series – Wardrobe with Open Unit — 5H and 6H	211
X4X5-LW	Masters Series – Wardrobe with Closed Storage Unit — 5H and 6H	212
X4X6-LW	Masters Series – Wardrobe with Closed Storage Unit — 5H and 6H	212
X4Y5-WR	Masters Series – Freestanding Wardrobe Tower — 5H and 6H	216
X4Y6-WR	Masters Series – Freestanding Wardrobe Tower — 5H and 6H	216
X4ZF-WR	Masters Series – Storage Tower — 5H and 6H	215
X5AD-LL	Masters Series – Personal Storage Tower with F/F/F and Valet	213
X5AF-LL	Masters Series – Personal Storage Tower with F/F Pedestal and Valet — 5H and 6H	214
X5CA-2348	Masters Series – 2H Attached Sliding Door Storage Unit	200
X5CB-2348	Masters Series – 1.5H Attached Sliding Door Storage Unit for use with Convergent Worktop	202
X5CD-SW	Masters Series – Stack-On Storage Cabinet with Hinged Doors	165
X5CL-SW	Masters Series – Stack-On Storage Cabinet with Hinged Doors	165
X5F1-LL	Masters Series – 1H and 1.5H High and 2H Attached Lateral Files	190
X5F3-LL	Masters Series – Freestanding Lateral File – 3H and 4H	208
X5F4-LL	Masters Series – Freestanding Lateral File – 3H and 4H	208
X5F5-LL	Masters Series – Freestanding Lateral File – 5H and 6H	209
X5F6-LL	Masters Series – Freestanding Lateral File – 5H and 6H	209
X5FA-LL	Masters Series – 1H and 1.5H High and 2H Attached Lateral Files	190
X5FB-LL	Masters Series – 1H and 1.5H High and 2H Attached Lateral Files	190
X5FV-LW	Masters Series – 1.5H Attached Lateral File with Shelf	188

Index

Product Code	Product Description	Page
X5H2-LL	Masters Series – 2H Storage Unit with Doors	196
X5H3-LL	Masters Series – 3H Freestanding Storage Unit with Hinged Doors	207
X5JD-ST	Masters Series – Stack-On Storage Cabinet with Glass Doors	166
X5JL-ST	Masters Series – Stack-On Storage Cabinet with Glass Doors	166
X5KD-SN	Masters Series – Stack-On Bookcase	164
X5KL-SN	Masters Series – Stack-On Bookcase	164
X5LD-NT	Masters Series – Vertical Storage Unit — 1H with Glass Sliding Door	96
X5LD-NT	Masters Series – Vertical Storage Unit — 2H with Glass Sliding Door	100
X5LL-NT	Masters Series – Vertical Storage Unit — 1H with Glass Sliding Door	96
X5LL-NT	Masters Series – Vertical Storage Unit — 2H with Glass Sliding Door	100
X5M5-LL	Masters Series – Combination Unit — 5H and 6H	210
X5M6-LL	Masters Series – Combination Unit — 5H and 6H	210
X5N1-NN	Masters Series – 1H and 2H Attached Storage Units	192
X5N2-NN	Masters Series – 1H and 2H Attached Storage Units	192
X5N3-NN	Masters Series – 3H Freestanding Open Storage Unit	206
X5PA-NL	Masters Series – Attached Pedestals	185
X5PA-YL	Masters Series – Attached Pedestals	185
X5PB-1830	Masters Series – 1.5H Attached Storage for use with Convergent Worktop — Open Unit	194
X5PM-BW	Masters Series – Mobile Pedestal	186
X5RD-NL	Masters Series – Vertical Storage Unit — 1H with Sliding Door	80
X5RD-NL	Masters Series – Vertical Storage Unit — 2H with Sliding Door	84
X5RL-NL	Masters Series – Vertical Storage Unit — 1H with Sliding Door	80
X5RL-NL	Masters Series – Vertical Storage Unit — 2H with Sliding Door	84
X5SA-1848	Masters Series – 2H Attached Sliding Door Storage Unit	204
X5SA-1848	Masters Series – 2H Attached Sliding Door Storage Unit	204
X5SB-1848	Masters Series – 1.5H Attached Sliding Door Storage Unit	198
X5SB-1848	Masters Series – 1.5H Attached Sliding Door Storage Unit	198
X5SD-LT	Masters Series – Vertical Storage Unit — 1H with Glass Hinged Doors	88
X5SD-LT	Masters Series – Vertical Storage Unit — 2H with Glass Hinged Doors	92
X5SD-NT	Masters Series – Vertical Storage Unit — 1H with Glass Hinged Doors	88
X5SD-NT	Masters Series – Vertical Storage Unit — 2H with Glass Hinged Doors	92
X5SL-LT	Masters Series – Vertical Storage Unit — 1H with Glass Hinged Doors	88
X5SL-LT	Masters Series – Vertical Storage Unit — 2H with Glass Hinged Doors	92
X5SL-NT	Masters Series – Vertical Storage Unit — 1H with Glass Hinged Doors	88
X5SL-NT	Masters Series – Vertical Storage Unit — 2H with Glass Hinged Doors	92
X5UD-NN	Master Series – Vertical Storage Unit — 1H Open	64
X5UD-NN	Master Series – Vertical Storage Unit — 2H Open	68
X5UL-NN	Master Series – Vertical Storage Unit — 1H Open	64
X5UL-NN	Master Series – Vertical Storage Unit — 2H Open	68
X5VD-LL	Master Series – Vertical Storage Unit — 1H with Hinged Doors	72
X5VD-LL	Master Series – Vertical Storage Unit — 2H with Hinged Doors	76
X5VD-NL	Master Series – Vertical Storage Unit — 1H with Hinged Doors	72
X5VD-NL	Master Series – Vertical Storage Unit — 2H with Hinged Doors	76
X5VL-LL	Master Series – Vertical Storage Unit — 1H with Hinged Doors	72
X5VL-LL	Master Series – Vertical Storage Unit — 2H with Hinged Doors	76
X5VL-NL	Master Series – Vertical Storage Unit — 1H with Hinged Doors	72
X5VL-NL	Master Series – Vertical Storage Unit — 2H with Hinged Doors	76
X5W5-LL	Masters Series – Wardrobe with Open Unit — 5H and 6H	211
X5W6-LL	Masters Series – Wardrobe with Open Unit — 5H and 6H	211
X5X5-LL	Masters Series – Wardrobe with Closed Storage Unit — 5H and 6H	212
X5X6-LL	Masters Series – Wardrobe with Closed Storage Unit — 5H and 6H	212
X5Y5-LR	Masters Series – Freestanding Wardrobe Tower — 5H and 6H	216
X5Y6-LR	Masters Series – Freestanding Wardrobe Tower — 5H and 6H	216
X5ZF-LR	Masters Series – Storage Tower — 5H and 6H	215

Index

Product Code	Product Description	Page
X7AD-PL	Masters Series – Personal Storage Tower with F/F/F and Valet	213
X7AF-PL	Masters Series – Personal Storage Tower with F/F Pedestal and Valet — 5H and 6H	214
X7CD-SW	Masters Series – Stack-On Storage Cabinet with Hinged Doors	165
X7CL-SW	Masters Series – Stack-On Storage Cabinet with Hinged Doors	165
X7F1-LP	Masters Series – 1H and 1.5H High and 2H Attached Lateral Files	190
X7F3-LP	Masters Series – Freestanding Lateral File – 3H and 4H	208
X7F4-LP	Masters Series – Freestanding Lateral File – 3H and 4H	208
X7F5-LP	Masters Series – Freestanding Lateral File – 5H and 6H	209
X7F6-LP	Masters Series – Freestanding Lateral File – 5H and 6H	209
X7FA-LP	Masters Series – 1H and 1.5H High and 2H Attached Lateral Files	190
X7FB-LP	Masters Series – 1H and 1.5H High and 2H Attached Lateral Files	190
X7FV-LW	Masters Series – 1.5H Attached Lateral File with Shelf	188
X7H2-LP	Masters Series – 2H Storage Unit with Doors	196
X7H3-LP	Masters Series – 3H Freestanding Storage Unit with Hinged Doors	207
X7JD-ST	Masters Series – Stack-On Storage Cabinet with Glass Doors	166
X7JL-ST	Masters Series – Stack-On Storage Cabinet with Glass Doors	166
X7KD-SN	Masters Series – Stack-On Bookcase	164
X7KL-SN	Masters Series – Stack-On Bookcase	164
X7LD-NT	Masters Series – Vertical Storage Unit — 1H with Glass Sliding Door	96
X7LD-NT	Masters Series – Vertical Storage Unit — 2H with Glass Sliding Door	100
X7LL-NT	Masters Series – Vertical Storage Unit — 1H with Glass Sliding Door	96
X7LL-NT	Masters Series – Vertical Storage Unit — 2H with Glass Sliding Door	100
X7M5-LP	Masters Series – Combination Unit — 5H and 6H	210
X7M6-LP	Masters Series – Combination Unit — 5H and 6H	210
X7N1-NN	Masters Series – 1H and 2H Attached Storage Units	192
X7N2-NN	Masters Series – 1H and 2H Attached Storage Units	192
X7N3-NN	Masters Series – 3H Freestanding Open Storage Unit	206
X7PA-NP	Masters Series – Attached Pedestals	185
X7PA-YP	Masters Series – Attached Pedestals	185
X7PM-BW	Masters Series – Mobile Pedestal	186
X7RD-NP	Masters Series – Vertical Storage Unit — 1H with Sliding Door	80
X7RD-NP	Masters Series – Vertical Storage Unit — 2H with Sliding Door	84
X7RL-NP	Masters Series – Vertical Storage Unit — 1H with Sliding Door	80
X7RL-NP	Masters Series – Vertical Storage Unit — 2H with Sliding Door	84
X7SD-LT	Masters Series – Vertical Storage Unit — 1H with Glass Hinged Doors	88
X7SD-LT	Masters Series – Vertical Storage Unit — 2H with Glass Hinged Doors	92
X7SD-NT	Masters Series – Vertical Storage Unit — 1H with Glass Hinged Doors	88
X7SD-NT	Masters Series – Vertical Storage Unit — 2H with Glass Hinged Doors	92
X7SL-LT	Masters Series – Vertical Storage Unit — 1H with Glass Hinged Doors	88
X7SL-LT	Masters Series – Vertical Storage Unit — 2H with Glass Hinged Doors	92
X7SL-NT	Masters Series – Vertical Storage Unit — 1H with Glass Hinged Doors	88
X7SL-NT	Masters Series – Vertical Storage Unit — 2H with Glass Hinged Doors	92
X7UD-NN	Master Series – Vertical Storage Unit — 1H Open	64
X7UD-NN	Master Series – Vertical Storage Unit — 2H Open	68
X7UL-NN	Master Series – Vertical Storage Unit — 1H Open	64
X7UL-NN	Master Series – Vertical Storage Unit — 2H Open	68
X7VD-LP	Master Series – Vertical Storage Unit — 1H with Hinged Doors	72
X7VD-LP	Master Series – Vertical Storage Unit — 2H with Hinged Doors	76
X7VD-NP	Master Series – Vertical Storage Unit — 1H with Hinged Doors	72
X7VD-NP	Master Series – Vertical Storage Unit — 2H with Hinged Doors	76
X7VL-LP	Master Series – Vertical Storage Unit — 1H with Hinged Doors	72
X7VL-LP	Master Series – Vertical Storage Unit — 2H with Hinged Doors	76
X7VL-NP	Master Series – Vertical Storage Unit — 1H with Hinged Doors	72
X7VL-NP	Master Series – Vertical Storage Unit — 2H with Hinged Doors	76

Index

Product Code	Product Description	Page
X7W5-PL	Masters Series – Wardrobe with Open Unit — 5H and 6H	.211
X7W6-PL	Masters Series – Wardrobe with Open Unit — 5H and 6H	.211
X7X5-LP	Masters Series – Wardrobe with Closed Storage Unit — 5H and 6H	.212
X7X6-LP	Masters Series – Wardrobe with Closed Storage Unit — 5H and 6H	.212
X7Y6-PR	Masters Series – Freestanding Wardrobe Tower — 5H and 6H	.216
X7ZF-PR	Masters Series – Storage Tower — 5H and 6H	.215
XLAR-3060	Masters Series – Height Adjustable Table Desk — Rectangular Top — T-Leg Base	.20
XLAR-3072	Masters Series – Table Desk — Rectangular — Hoop Leg	.18
XLAS-3030	Masters Series – Square Tables	.221
XLBF-FS	Masters Series – Bridge	.50
XLBF-NS	Masters Series – Bridge	.50
XLBR-SR	Masters Series – Return Top	.53
XLCN-22	Masters Series – Shell — Corner	.52
XLDF-LB	Masters Series – Double Pedestal Bow Top Desk with Full Overlay Modesty	.13
XLDF-LF	Masters Series – Double Pedestal Rectangular Top Desk with Full Overlay Modesty	.12
XLDH-LB	Masters Series – Double Pedestal Bow Top Desk with Inset Modesty	.15
XLDH-LF	Masters Series – Double Pedestal Rectangular Top Desk with Inset Modesty	.14
XLFS-SN	Masters Series – Modular Components — T-Support Panel	.183
XLGS	Masters Series – Modular Components — L-Support Panel	.180
XLND-NS	Masters Series – Convergent D-Worktop with Column	.41
XLNG-4260	Masters Series – Height Adjustable Convergent Worktop — T-Leg – Wedge Radius	.26
XLNG-4272	Masters Series – Convergent Worktop for use with 1.5H Storage — Wedge Radius with Column or Hoop	.30
XLNP-LS	Masters Series – Convergent P-Worktop with Column	.42
XLNP-RS	Masters Series – Convergent P-Worktop with Column	.42
XLNR-3060	Masters Series – Height Adjustable Convergent Worktop — T-Leg – Rectangular	.22
XLNR-3072	Masters Series – Convergent Worktop for use with 1.5H Storage — Rectangular with Column or Hoop	.28
XLNW-4260	Masters Series – Height Adjustable Convergent Worktop — T-Leg – Wedge Square	.24
XLNW-4272	Masters Series – Convergent Worktop for use with 1.5H Storage — Wedge Square with Column or Hoop	.29
XLNY-NB	Masters Series – Full Wedge Square Convergent Worktop with Column and Stanchions	.44
XLNY-NS	Masters Series – Full Wedge Square Slip Fit Convergent Worktop with Column	.45
XLNY-YC	Masters Series – Full Wedge Square Convergent Worktop with Column	.44
XLNZ-NB	Masters Series – Half Wedge Square Convergent Worktop with Column and Stanchions	.47
XLNZ-NS	Masters Series – Half Wedge Square Slip Fit Convergent Worktop	.48
XLNZ-YC	Masters Series – Half Wedge Square Convergent Worktop with Column	.46
XLRL-LS	Masters Series – Return with 30" Wide Lateral File	.55
XLRP-RS	Masters Series – Return with Pedestal	.54
XLS1-3060	Masters Series – Shroud for use with Height Adjustable T-Leg	.31
XLSF-LB	Masters Series – Single Pedestal Bow Top Desk with Full Overlay Modesty	.9
XLSF-LF	Masters Series – Single Pedestal Rectangular Top Desk with Full Overlay Modesty	.8
XLSP-LB	Masters Series – Single Pedestal Bow Top Desk with Inset Modesty	.11
XLSP-LF	Masters Series – Single Pedestal Rectangular Top Desk with Inset Modesty	.10
XLTH-FL	Masters Series – Convergent T-Worktop – Rectangular	.32
XLWF	Masters Series – Modular Component — Credenza Top	.170
XLWT-SN	Masters Series – Common Storage Top with Two Profiled Edges	.169
XLXS-2260	Master Series – Modesty Panel for Shroud	.63
XLYD-SF	Masters Series – Convergent D-Worktop with T-Support and Column	.34
XLYD-SP	Masters Series – Convergent D-Worktop with T-Support and Column	.34
XLYH-SB	Masters Series – Shell — Bow Top Desk	.17
XLYH-SF	Masters Series – Shell — Rectangular Top Desk	.16
XLYP-SF	Masters Series – Convergent P-Worktop with T-Support and Column	.38
XLYP-SP	Masters Series – Convergent P-Worktop with T-Support and Column	.38
XLZR-2460	Masters Series – Height Adjustable Credenza Desk — Rectangular – T-Leg Base	.58
XPCN-22	Masters Series – Shell — Corner	.52
XPDF-PF	Masters Series – Double Pedestal Rectangular Top Desk with Full Overlay Modesty	.12

Product Code	Product Description	Page
XPDH-PF	Masters Series – Double Pedestal Rectangular Top Desk with Inset Modesty	14
XPFS-SN	Masters Series – Modular Components — T-Support Panel	183
XPGS	Masters Series – Modular Components — L-Support Panel	180
XPLR-RB	Masters Series – L-Shaped Reception Station	167
XPSF-PF	Masters Series – Single Pedestal Rectangular Top Desk with Full Overlay Modesty	8
XPSP-PF	Masters Series – Single Pedestal Rectangular Top Desk with Inset Modesty	10
XPTH-FL	Masters Series – Convergent T-Worktop – Rectangular	32
XPUR-RB	Masters Series – U-Shaped Reception Station	168
XPYD-SF	Masters Series – Convergent D-Worktop with T-Support and Column	34
XPYD-SP	Masters Series – Convergent D-Worktop with T-Support and Column	34
XPYH-SF	Masters Series – Shell — Rectangular Top Desk	16
XPYP-SF	Masters Series – Convergent P-Worktop with T-Support and Column	38
XPYP-SP	Masters Series – Convergent P-Worktop with T-Support and Column	38
XTBF-FS	Masters Series – Bridge	50
XTBF-NS	Masters Series – Bridge	50
XTNP-RS	Masters Series – Convergent P-Worktop with Column	42
XTWF	Masters Series – Modular Component — Credenza Top	170
XWBB	Masters Series – Mounting Bracket Masters Overhead Storage Unit to Enclose	161
XZAM-1S	Masters Series – Table — Round	221
XZAR-3060	Masters Series – Height Adjustable Table Desk — Rectangular Top — T-Leg Base	20
XZAR-3072	Masters Series – Table Desk — Rectangular — Hoop Leg	18
XZAS-3030	Masters Series – Square Tables	221
XZBF-FS	Masters Series – Bridge	50
XZBF-NS	Masters Series – Bridge	50
XZBR-SR	Masters Series – Return Top	53
XZCN-22	Masters Series – Shell — Corner	52
XZDF-WB	Masters Series – Double Pedestal Bow Top Desk with Full Overlay Modesty	13
XZDF-WF	Masters Series – Double Pedestal Rectangular Top Desk with Full Overlay Modesty	12
XZDH-WB	Masters Series – Double Pedestal Bow Top Desk with Inset Modesty	15
XZDH-WF	Masters Series – Double Pedestal Rectangular Top Desk with Inset Modesty	14
XZEC-NGB	Masters Series – Column Base	225
XZFS-SN	Masters Series – Modular Components — T-Support Panel	183
XZGS	Masters Series – Modular Components — L-Support Panel	180
XZLR-RB	Masters Series – L-Shaped Reception Station	167
XZND-NS	Masters Series – Convergent D-Worktop with Column	41
XZNG-4260	Masters Series – Height Adjustable Convergent Worktop — T-Leg – Wedge Radius	26
XZNG-4272	Masters Series – Convergent Worktop for use with 1.5H Storage — Wedge Radius with Column or Hoop	30
XZNP-LS	Masters Series – Convergent P-Worktop with Column	42
XZNP-RS	Masters Series – Convergent P-Worktop with Column	42
XZNR-3060	Masters Series – Height Adjustable Convergent Worktop — T-Leg – Rectangular	22
XZNR-3072	Masters Series – Convergent Worktop for use with 1.5H Storage — Rectangular with Column or Hoop	28
XZNW-4260	Masters Series – Height Adjustable Convergent Worktop — T-Leg – Wedge Square	24
XZNW-4272	Masters Series – Convergent Worktop for use with 1.5H Storage — Wedge Square with Column or Hoop	29
XZNY-NB	Masters Series – Full Wedge Square Convergent Worktop with Column and Stanchions	44
XZNY-NS	Masters Series – Full Wedge Square Slip Fit Convergent Worktop with Column	45
XZNY-YC	Masters Series – Full Wedge Square Convergent Worktop with Column	44
XZNZ-NB	Masters Series – Half Wedge Square Convergent Worktop with Column and Stanchions	47
XZNZ-NS	Masters Series – Half Wedge Square Slip Fit Convergent Worktop	48
XZNZ-YC	Masters Series – Half Wedge Square Convergent Worktop with Column	46
XZPB	Masters Series – Presentation Board	222
XZRL-LS	Masters Series – Return with 30" Wide Lateral File	55
XZRP-RS	Masters Series – Return with Pedestal	54
XZS1-3060	Masters Series – Shroud for use with Height Adjustable T-Leg	31
XZSC-2116-FA	Masters Series – Storage Cushion	187

Index

Product Code	Product Description	Page
XZSF-WB	Masters Series – Single Pedestal Bow Top Desk with Full Overlay Modesty	.9
XZSF-WF	Masters Series – Single Pedestal Rectangular Top Desk with Full Overlay Modesty	.8
XZSP-WB	Masters Series – Single Pedestal Bow Top Desk with Inset Modesty	.11
XZSP-WF	Masters Series – Single Pedestal Rectangular Top Desk with Inset Modesty	.10
XZTH-FL	Masters Series – Convergent T-Worktop – Rectangular	.32
XZUR-RB	Masters Series – U-Shaped Reception Station	.168
XZWF	Masters Series – Modular Component — Credenza Top	.170
XZWT-SN	Masters Series – Common Storage Top with Two Profiled Edges	.169
XZXS-2260	Master Series – Modesty Panel for Shroud	.63
XZYD-SF	Masters Series – Convergent D-Worktop with T-Support and Column	.34
XZYD-SP	Masters Series – Convergent D-Worktop with T-Support and Column	.34
XZYH-SB	Masters Series – Shell — Bow Top Desk	.17
XZYH-SF	Masters Series – Shell — Rectangular Top Desk	.16
XZYP-SF	Masters Series – Convergent P-Worktop with T-Support and Column	.38
XZYP-SP	Masters Series – Convergent P-Worktop with T-Support and Column	.38
XZZL-BN	Masters Series – Credenza with 36" Wide Lateral Files	.61
XZZM-BY	Masters Series – Credenza with 30" Wide Lateral Files and Kneespace	.62
XZZP-BY	Masters Series – Credenza with Pedestals	.56
XZZR-2460	Masters Series – Height Adjustable Credenza Desk — Rectangular – T-Leg Base	.58
XZZS-YL	Masters Series – Credenza with Pedestals and Closed Storage	.60
ZUBF-0000-PN	Masters Series – Flush Mount Plate	.223

Great Expectations

You have them as a Haworth customer and so do we. And because **we value our customers**, we cover our products with the Haworth North America Product Compatibility and Limited Warranty Policy.

Product Compatibility And Limited Warranty Policy

OUR COMMITMENT TO PRODUCT COMPATIBILITY – INTEGRATED PRODUCT PLATFORMS


As a market leader in the design and manufacture of workspaces that adapt to change, we strive to maintain product compatibility within our various generations of integrated product platforms. This benefits the customer who desires to update or modify their work environment. It also benefits the customer needing to replace a product due to damage or other reasons but which is no longer manufactured or is otherwise unavailable, such as a fabric or finish that is discontinued because of changing market preferences. In both circumstances, we often can provide products with comparable function and performance.

OUR COMMITMENT TO PRODUCT QUALITY – THE HAWORTH NORTH AMERICA LIMITED WARRANTY

To ensure customer satisfaction and peace of mind, we stand behind our products with the Haworth North America Limited Warranty. To review the current version of the limited warranty including its terms and conditions, please go to: www.haworth.com/resources/product-info/warranties or contact Haworth's First Call Center at **800.426.8562**.

WARRANTY REQUESTS OR QUESTIONS

For questions or service requests pertaining to the Haworth Limited Warranty, please contact your Haworth dealer. If you are unsure who your dealer is, please call Haworth's First Call Center at **800.426.8562**.



HAWORTH®

For more information call 800.344.2600 or 616.393.3000.

Haworth is a registered trademark of Haworth, Inc.

©Haworth, Inc. 2018 4.18 Item #0619

haworth.com | haworth-europe.com | haworth-asia.com