



Price List 2018

Effective September 1, 2018
Due to the constant evolution of, and
additions to, product lines, Keilhauer
encourages reference to:
www.keilhauerpricelist.com

Keilhauer
1450 Birchmount Road
Toronto, Ontario
Canada M1P 2E3
TEL: 416-759-5665
FAX: 416-759-5723
Toll free tel: 800-724-5665
Toll free fax: 800-440-5723
Customer Service Fax: 1-866-513-1535
www.keilhauer.com

Index

Terms and Conditions	4
Freight Information	4
Warranty	4
Customer's own material	5
Keilhauer Textiles	5
Finishes	6
Textile Suitability.....	7-8
Product Information.....	5-20

DESK, CONFERENCE AND TASK CHAIRS

6C.....	21-23
Aesync.....	24-26
Collo	27
Cona.....	28
Danforth.....	29
Elite	30
Filo.....	31
Junior	32
Orign.....	33
Reeve.....	34
Respons.....	35-36
Sguig.....	37
Simple.....	38
Tom	39-40
Unity	41
Vanilla	42-45

STOOLS

6C.....	46
Aesync.....	47
Also	48-50
Cahoots.....	51
Flit	52
Gym.....	53
Junior.....	54
Jusky	55
Juxta	56-58
Loon	59-60
Ponder	61
Ruben	62
Simple.....	63
Sip	64
Sky Stool.....	65-71
Tom	72
Trua.....	73
Woodrow.....	74

SIDE CHAIRS

Cahoots.....	75
Collo	76
Filo.....	77
Juxta.....	78
Ponder	79-80
Reeve.....	81
Rove.....	82
Ruben	83
Sguig	84
Simple.....	85

LOUNGE SEATING

141.....	86-87
Boxcar.....	88
Branden.....	89-91
Cahoots.....	92-93
Cal	94
Canal.....	95-96
Cascade.....	97
Celia	98
Collo	99
Coy	100
Dario	101
Doko.....	102-103
Doon.....	104
Eglinton.....	105
Grand	106-107
Howden.....	108
Jumble	109-110
Juxta	111-114
KM-Round Back Lounge.....	115
KM-Classic Low Arm	116
KM-Classic Club	117
KM-Modern Lounge	118
KM-Tufted Tuxedo.....	119
Lo	121
Luno	121-122
Meander	124-128
Opt.....	130
Oro.....	131
Parlez.....	132-139
Plunk	140
Ponder	141
Ruben	142
Talk.....	143
Visit	144-150
Wheels	151

TABLES

Awla.....	152-155
Bloc	156
Boxcar.....	157
Branden.....	158
Cahoots.....	159
Cal	160
Canal.....	161
Geometry	162-163
Grand	164
Gym.....	165
Jumble	166
Juxta.....	167-170
KM-Tables.....	171
Loon	172
Ruben	173
Sip	174
Stix	175
Syz.....	176-182
Talk.....	183
Turn.....	184
Visit	185
Wheels	186

MULTIPURPOSE STACKING CHAIRS

Also	187
Chips	188-189
Flit	190
Gym.....	191
Loon	192-193
Mimic	194
Trua.....	195

ACCESSORIES

Designer Dictionary Toss Pillows	196
Toss Pillows	197

Terms and Conditions

Design & Engineering

Design and Engineering are an integral part of Keilhauer's commitment to customer satisfaction. Keilhauer works with renowned Canadian, U.S. and European product designers who collaborate with a skilled in-house technical research and development team. Keilhauer manufactures all products in accordance with the BIFMA and ANSI requirements. CAL 133 fire retardance testing has been done on a number of products. Product specifications and information on testing results are available upon request.

Dimensions

All dimensions noted herein are approximate and subject to slight deviation.

Special Sizes

Keilhauer is prepared to address special size requirements. Please consult the factory with details. If the factory determines applicability of special requirements, a price quotation will be prepared.

Care and Maintenance

Maintenance of textiles should include regular vacuuming to maintain appearance. For stains, please consult a professional cleaning service.

Leather upholstery should be dusted or wiped with a clean soft cloth dampened with water and a very mild liquid soap. For stains, please consult a professional leather cleaning service.

Warranty

Keilhauer merchandise is warranted to be free from defects in material and workmanship as follows:

Standard usage (single shift - 40 hours per week)

Desk, conference and task chairs	10 years
Lounge seating	10 years
Multi-purpose stacking chairs	10 years
Tables	10 years
Textiles	1 year

24 hour usage:

Desk, conference and task chairs	4 years
----------------------------------	---------

During this warranty period Keilhauer will repair or at its option replace, free of charge, such merchandise as shall prove to be defective. This warranty does not apply to damage resulting from accident, alteration, misuse, tampering, negligence, or abuse. Textiles, leathers, and powder coat finishes are not warranted against fading, wear or marking since it is beyond Keilhauer's control. All other warranties (including any warranty of fitness whether by law, implied or expressed, or otherwise) are hereby excluded.

The foregoing warranty extends only to the original purchasers who acquire new product from Keilhauer. Any product, part, or component must have been used according to Keilhauer's published instructions and installed and maintained by Keilhauer or an authorized Keilhauer representative.

Prices

Published prices are list, freight included. Canadian orders are payable in Canadian funds and are F.O.B. destination. United States orders are payable in United States funds and are F.O.B. destination. Prices do not include taxes or installation. Please see Freight.

Terms

Net 30 days from date of invoice for accredited buyers. Interest on overdue accounts may be charged at the rate of two percent per month. The buyer will also be liable for reasonable collection costs and attorney fees.

Credit

Credit may be established upon acceptance of satisfactory references. Keilhauer requires a bank reference with initial purchase order for new customers. A deposit on all first time orders is standard procedure. Established customers must provide a bank reference to increase current credit limit. Keilhauer may cancel or change credit terms at its discretion.

Placing Orders

Product Name, Product Number, Quantity, Fabric, End User Information, Applicable Taxes, a Purchase Order Number, and authorized signature as well as any product specific options (as outlined in the Price List), are required when placing an order.

Orders are to be submitted to:

Keilhauer
1450 Birchmount Road
Toronto, ON
M1P 2E3

or faxed to:

1-866-513-1535

or emailed to:

customer.service@keilhauer.com

Orders

Orders are accepted by issuance of Keilhauer's formal order acknowledgement and are subject to the terms and conditions as set forth herein and on the order acknowledgement; notwithstanding any variance from the terms and conditions set forth on buyers order forms.

Orders are to be submitted to:

Keilhauer
1450 Birchmount Road
Toronto, ON
M1P 2E3

or faxed to:

1-866-513-1535

or emailed to:

customer.service@keilhauer.com

Order Changes

Requests for changes to orders must be made in writing and are subject to approval and applicable cost.

Cancellation

Orders may not be terminated without Keilhauer's consent. Cancellation cannot be accepted after fabric has been cut or after materials have been placed on order.

Returns

No merchandise may be returned to Keilhauer without Keilhauer's consent. If returned by agreement, transportation must be prepaid. Call customer service first to receive a return goods authorization number (RGA). Product returned without an RGA will be declined.

Casters

Dual wheel hooded carpet casters are standard on all Keilhauer office chairs. Soft-wheel casters can be specified for use on hardwood floors. Request on your order and add \$58 list per chair.

Parts & Accessories

Orders for parts or accessories are to be submitted with a courier account number. Orders received without this information will ship COD.

Delivery

Keilhauer is not liable for delay or failure to deliver due to strikes, lockouts or other labour difficulties, failure or delay at sources of supply, transportation difficulties, accidents, fire, war, riot, compliance with government regulations, acts of God or other causes of like or unlike nature beyond Keilhauer's control. Keilhauer makes every effort to meet required delivery dates and times, however we do not guarantee arrival times. Keilhauer will not pay any labour charges without Keilhauer's prior consent. Keilhauer does not reimburse for late arrival times.

Freight

Freight is included, prepaid, to the dealer warehouse in Canada (10 provinces) and U.S.A. (48 contiguous states), on a dock-to-dock basis, using Keilhauer's carrier, unless advised otherwise by customer. Direct-to-site shipments must be discussed with Keilhauer to determine site accommodations, at which point additional charges may be applicable. Charges will apply to non-commercial, inside delivery, remote site, after hours deliveries, and all other extraordinary deliveries. Dock must be able to accommodate a 53-foot trailer. Minimum 4 hour delivery window required, within standard business hours of 9am to 5pm.

If customer requests a specific carrier, shipments will be made freight collect at customer's expense. Keilhauer carriers provide one free hour for offloading product, depending on the size of the order, after which waiting charges will apply and will be billed accordingly.

Due to the handling requirements of large table tops, the Syz collection of tables will always be crated and there will be a net upcharge for this crating (see page 129 for net upcharge by table top size). Please note some Syz table models have 2-piece tops. See model description for applicable models.

Please contact Keilhauer customer service department with all freight questions/quotes. Also see Prices.

Storage

If customer will not accept delivery when goods are ready to ship in accordance with Keilhauer's order confirmation, Keilhauer reserves the right to transfer goods to storage at customer's risk and expense and deem such transfer as delivery for all purposes including invoicing and payment.

Claims

Keilhauer is not responsible for damage suffered in transit or storage. Customer must examine merchandise upon receipt and note any obvious damage on carrier's delivery receipt. Any concealed damage must be reported to Keilhauer, in writing, within 24 hours of receipt. All packaging materials must be kept for inspection. Keilhauer reserves the right to send in an inspection agent to assess damage. Failure to make such claims shall constitute full acceptance of the merchandise.

Packaging

As a standard Keilhauer blanket wraps large orders. If you require your order to be boxed, please contact your customer service representative for additional costs.

Due to the handling requirements of large table tops, the Syz collection of tables will always be crated and there will be a net upcharge for this crating (see page 129 for net upcharge by table top size).

Product Information

Customer's Own Material (COM)

Approval

Keilhauer reserves the right to reject COM fabrics that, in Keilhauer's opinion, are unsuitable. Once COM has been accepted Keilhauer assumes no responsibility for its overall appearance, flammability, normal durability, color fastness or any other quality after upholstered on a Keilhauer product.

Yardage Requirements

Yardage requirements, as shown in price list, are based on 54" width plain material. If fabric is less than 54" please apply the following additional yardages:

49" – 52" add 10%

44" – 48" add 15%

less than 44" please consult factory.

If fabric is 54" wide with repeat, please apply the following additional yardages:

Repeat 5" or under as noted in price list.

Repeat 6" – 12" add 10% to yardage required.

Repeat 12" – 20" add 15% to yardage required.

Repeat 21" – 25" add 20% to yardage required.

Any repeat over 25" – Please consult customer service for required yardage.

Upholstery of all vinyls and artificial leathers will be charged at COM price.

Upholstery of Faux Suede will be charged at COM price.

All stripes will be applied vertically unless customer specifies otherwise.

Shipping Instructions

All COM fabrics should be shipped freight prepaid and tagged with Keilhauer's order acknowledgement number, customer name, address and purchase order number to:

Keilhauer
1450 Birchmount Road
Toronto, ON
Canada M1P 2E3

Attach a sample of the COM fabric to the purchase order for easy identification.

For fabrics being shipped from the United States for U.S. customers, please mark bill of lading "Attention: Welke Customs Brokers/Keilhauer". To ensure quick clearance by our broker, a commercial invoice describing the goods (eg. 100% wool, etc.) and the value, should be attached to the bill of lading.

Order Scheduling

COM orders are not scheduled for production until all fabrics for your order are received. The entire order, including non-COM products, will be held for COM arrival and scheduling unless Keilhauer is advised to split shipment.

Customer's Own Leather (COL)

Approval

Keilhauer reserves the right to reject COL's that, in Keilhauer's opinion, are unsuitable. Once COL has been accepted Keilhauer assumes no responsibility for its overall appearance, flammability, normal durability, color fastness or any other quality after upholstered on a Keilhauer product.

Keilhauer will not accept nor use any painted leather. A painted leather is described as any suede or full top grain leather which is not vat dyed with the same color through the entire hide. For COL square footage required, please note heading by individual product in price list. Where COL hide is less than 30 square feet per hide, please consult factory for COL requirements.

Keilhauer Textiles

Keilhauer fabrics and leathers are available for purchase on a cut yardage and square footage basis respectively at the following prices:

	LIST	NET
Fabric Grade A	\$55.00	\$25.00
Fabric Grade B	\$77.00	\$35.00
Fabric Grade C	\$99.00	\$45.00
Fabric Grade D	\$132.00	\$60.00
Fabric Grade E	\$165.00	\$75.00
Fabric Grade F	\$198.00	\$90.00
Fabric Grade G	\$231.00	\$105.00
Fabric Grade H	\$264.00	\$120.00
Leather Grade A	\$17.00	\$7.65
Leather Grade B	\$24.00	\$10.80
Leather Grade C	\$32.00	\$14.40

Leather

The minimum order is a half hide. Exact footage requests cannot be met. Due to variable hide sizes, the shipping/billing quantity may differ from your order quantity. The customer is liable for a maximum of 10% overage from order quantity. Marks, scars or wrinkles occurring naturally in leather are not covered by warranty.

Flammability Standards

All Keilhauer upholstery, including textiles and leathers, as well as the foam used in our products, meet CAL 117 standards. Where product is required to meet other specific flammability codes, please contact the factory with information. Keilhauer will determine whether the product can be manufactured to meet the specific codes in question, and a price quotation will be prepared.

Seat Deck

Seat decks for all loose cushion styles are covered in double knit jersey.

Textile & Leather Cards and Memos

For Keilhauer textile cards and memos, please send email to textilememos@keilhauer.com

Textile Suitability

Please see our textile suitability chart on pages 7 and 8 for product family suitability or contact Keilhauer Customer Service for model specific suitability information. Call 800-724-5665 or email customer.service@keilhauer.com.

Wood Finishes

Keilhauer tables are available in standard finishes. All of our veneers are carefully selected for uniformity of color and grain, however, wood is a natural substance and minor variations may occur due to the unique nature of the material and may not be an exact match to our samples.

Wood is a natural product that will have color variation within a single piece of furniture. There may also be variation from one piece to the next. Light finishes do not hide or mask these natural characteristics and it is important that the customer understand there will be variations from piece to piece. Other factors also affect color over time such as exposure to light.

The finishes on tables may vary slightly from those on seating due to the natural characteristics of the wood.

Special Finishes (for Awla, Juxta & Syz, Tables)

Keilhauer will make every effort to accommodate special finish requests from our customers. These requests, when available, are subject to a \$250 net coloration charge plus a 5% net upcharge. Additional lead times may be required for these items. Special finish orders will not be acknowledged until the Special Finish is approved in writing and received at Keilhauer Customer Service.

Power Configurations (for Syz and Juxta Tables)

Data & HDMI slots are available upon request and we can configure the 4 slots to your specifications. Please consult the factory if this is required. Additional lead times may be required for these special requests.

Product Information

Desk/Conference/Task Chair Base Finishes:

For Danforth, Elite and Respons

- B01 - Black
- PA00 - Polished Aluminum
- B20 - Wood base (see product page for upcharge)

Gym, Loon & Talk Table Standard Laminates:

- 918 - Neutral White
- 932 - Antique White
- 929 - Oyster Gray
- 902 - Platinum
- 928 - Mouse
- 949 - White
- 909 - Black (also available on Awla, Juxta tables/tablets, Sip, Syz, Wheels & Visit tables)

Awla, Juxta Tables/Tablets, Sip, Syz, Talk, Visit & Wheels Tables/Tablets Standard Laminates:

- | | |
|------------------------------|---------------------------|
| Lam11 - Manitoba Maple* | Lam36 - Dove Grey* |
| Lam12 - Monticello Maple*** | Lam37 - North Sea* |
| Lam13 - Fonthill Pear | Lam39 - Crisp Linen |
| Lam17 - Xanadu | Lam41 - Cosmic Strandz |
| Lam18 - Studio Teak | Lam42 - Vapor Strandz |
| Lam22 - Walnut Heights | Lam43 - Satin Stainless** |
| Lam31 - Designer White* **** | Lam84 - Biltmore Cherry* |
| Lam32 - Antique White* **** | Lam85 - Hampton Walnut* |
| Lam33 - Alabaster | Lam86 - Montana Walnut* |
| Lam34 - Haze | Lam87 - Cafelle* |
| Lam35 - Slate Grey* | Lam89 - Empire Mahogany* |

- * Matte Finish
- ** Excluding Juxta
- ***Excluding Syz
- ****Standard on Awla

Talk laminate edge detail is reversed bevel painted to match top

Awla, Gym, Juxta Tables/Tablets, Loon, Sip, Syz, Talk, Visit & Wheels Tables/Tablets

Matte Laminates:

- | | |
|------------------------|----------------------|
| Lam61 - Bianco Kos | Lam68 - Grigio Bromo |
| Lam62 - Bianco Malé | Lam69 - Blu Delft* |
| Lam63 - Grigio Efeso | Lam70 - Nero Ingo** |
| Lam64 - Beige Luxor | Lam71 - Titanio Doha |
| Lam65 - Rosa Colorado* | Lam72 - Zinco Doha |
| Lam66 - Castoro Ottawa | Lam73 - Bronzo Doha |
| Lam67 - Grigio Londra* | Lam74 - Piombo Doha |

- *Black Edge Band Only
- **Option for Awla

Tablets (for Jusky, Juxta and Wheels):

Tablet arm matches base. Tablet surface is either black urethane at no upcharge, Standard laminate for a \$300 upcharge, or Matte laminate for a \$345 upcharge (laminate option available for Juxta and Wheels only).

Veneers for Bridge Seating and Tables, Cal Tables, Grand Seating & Tables:

- M - Solid Maple with Clear Coat (must specify a stain)
- C - Solid Cherry with Clear Coat
- W - Solid Walnut with Clear Coat

Minor variations may occur in color, texture and grain due to the uniqueness of the wood. The furniture you receive may not match perfectly to your sample.

Juxta & Syz Table Veneers:

- OKN - Rift Cut Natural Oak
- OKG - Rift Cut Grey Oak
- OKB - Rift Cut Black Oak
- MAN - Natural Maple
- MAG - Golden Maple
- WAN - Natural Walnut
- WAD - Dark Walnut
- WAM - Mahogany (on Walnut)
- CHN - Natural Cherry
- CHM - Medium Cherry
- CHD - Dark Cherry
- CUS - Custom Stain (add \$250 net flat fee, plus 5% net)

Chips & Trua Wood Veneers:

- OKN - Rift Cut Natural Oak
- WAN - Natural Walnut

Awla Table Top/Legs, Collo, Ponder, Sip & Visit Ash Wood Leg Stains:

- | | |
|----------------|---------------------|
| AHM - Midnight | AHC - Chartreuse |
| AHS - Snow | AHG - Dark Grey |
| AHB - Blue | AHF - Fog |
| AHP - Pink | AHN - Natural Ash |
| AHY - Yellow | AHW - Walnut on Ash |

Minor variations may occur in color, texture and grain due to the uniqueness of the wood. The furniture you receive may not match perfectly to your sample.

Wood Stains (maple veneer only):

- W21 - Natural Maple
 - W22 - Natural Cherry
 - W23 - Medium Cherry
 - W24 - Dark Cherry
 - W25 - Walnut
 - W26 - Mahogany
 - W27 - Solid Black
 - W28 - Black Stain
 - W30 - Honey
 - W20 - Custom color (on Maple Veneer only)
- Keilhauer will match to the finish you require. No upcharge. Send us a sample of the color or wood stain required with your order. There is an upcharge for high gloss lacquer finishes. Please note that the lead times from the factory will be based on receipt of the sample stain, not the order date or COM receipt date.

Minor variations may occur in color, texture and grain due to the uniqueness of the wood. The furniture you receive may not match perfectly to your sample.

Turn Table Colors:

- TNO - Natural Oiled
- TNN - Natural Clear Coat
- TN70 - Soft White
- TN71 - Spring Leaf
- TN72 - Burnt Orange
- TN73 - Red
- TN74 - Blue
- TN75 - Black

Leg/Frame Finishes:

- Chrome
- Matte Chrome (available on Dario)
- PA00 - Polished Aluminum
- PN00 - Nickel Plate

Powders:

- PC00 - Nickel
- PC01 - Onyx
- PC05 - Shale
- PC21 - Matte Black (Loon)
- PC22 - Matte White (Also, Chips, Gym, Loon, Trua)
- PC23 - Dark Grey
- PC24 - Warm Grey
- PC25 - White
- PC26 - Black (Satin) (Aesync, Syz)
- PC27 - Bronze

There may be minor color variations between the sample chip and furniture received.

Boxcar Table Glass Colors:

- Clear
- Smoke

Syz Table Glass Colors:

- GL01 - Vermillion
- GL02 - Dark Grey
- GL03 - Silver
- GL04 - Dove
- GL05 - Beige
- GL06 - White

Canal, K-Modern, Juxta & Syz Quartz Colors:

- BLZ - Blizzard (white)
- RVN - Raven (black)
- RCC - Raw Concrete (Canal only)

Standard Solid Plastic Colors:

- | | | |
|----------------|-----------------|-----------------|
| Aesync | Also | Chips |
| 14 - Warm Grey | 02 - Spring | 02 - Spring |
| 15 - Black | 09 - Silver | 12 - Steel Blue |
| 23 - Dark Grey | 11 - Teal | 13 - Titanium |
| | 12 - Steel Blue | 14 - Warm Grey |
| | 13 - Titanium | 15 - Black |
| Collo | 14 - Warm Grey | 16 - White |
| 14 - Warm Grey | 15 - Black | 17 - Wet Sand |
| 15 - Black | 17 - Wet Sand | 19 - Orange |
| 23 - Dark Grey | | 21 - Turquoise |
| | | 22 - Magenta |
| 6C | | |
| 14 - Warm Grey | | |
| 15 - Black | | |

- | | | |
|-----------------|-----------------|-----------------|
| Mimic | Loon | Trua |
| 02 - Spring | 02 - Spring | 06 - Dusk |
| 04 - Sky | 12 - Steel Blue | 08 - Pearl |
| 12 - Steel Blue | 13 - Titanium | 09 - Silver |
| 13 - Titanium | 14 - Warm Grey | 11 - Teal |
| 14 - Warm Grey | 15 - Black | 12 - Steel Blue |
| 15 - Black | 16 - White | 13 - Titanium |
| 16 - White | 17 - Wet Sand | 14 - Warm Grey |
| 17 - Wet Sand | 19 - Orange | 15 - Black |
| | 25 - Red | 16 - White |
| | | 17 - Wet Sand |
| | | 24 - Moss |
| | | 25 - Red |

Standard Translucent Plastic Colors:

- | | |
|------------------|------------------|
| Also | Gym |
| 30 - Frost | 30 - Frost |
| 32 - Soft Black | 31 - Silver |
| 33 - Navy | 32 - Soft Black |
| 37 - Ocean | 33 - Navy |
| 39 - Soft Yellow | 37 - Ocean |
| 41 - Earth | 39 - Soft Yellow |
| 50 - Lime | 41 - Earth |
| 52 - Tomato | 46 - Blueberry |
| | 52 - Tomato |
| | 54 - Orange |
| | 56 - Soft Spring |

Color Stable (excluding 6C, Aesync, and Collo)

This represents all of the Keilhauer stacking chair colors available. Standard color offerings are shown under each individual product. If a color is not shown as a standard offering, there is a minimum order of 125 chairs. Please contact your sales representative for exceptions due to available inventory.

Solids:

- | | | |
|-------------|-----------------|----------------|
| 01 - Sun | 10 - Pale Green | 18 - Yellow |
| 02 - Spring | 11 - Teal | 19 - Orange |
| 03 - Grass | 12 - Steel Blue | 20 - Espresso |
| 04 - Sky | 13 - Titanium | 21 - Turquoise |
| 05 - Crocus | 14 - Warm Grey | 22 - Magenta |
| 06 - Dusk | 15 - Black | 23 - Dark Grey |
| 08 - Pearl | 16 - White | 24 - Moss |
| 09 - Silver | 17 - Wet Sand | 25 - Red |

Translucents (only available for Also and Gym):

- | | |
|------------------|------------------|
| 30 - Frost | 41 - Earth |
| 32 - Soft Black | 42 - Raspberry |
| 33 - Navy | 44 - Grape |
| 34 - Lilac | 46 - Blueberry |
| 35 - Lavender | 48 - Turquoise |
| 36 - Soft Plum | 50 - Lime |
| 37 - Ocean | 52 - Tomato |
| 38 - Celery | 54 - Orange |
| 39 - Soft Yellow | 56 - Soft Spring |
| 40 - Cantaloupe | |

Doko Plastic Colors:

- | | |
|-----------------|---------------|
| 70 - Black | 76 - Clover |
| 71 - Maraschino | 78 - Valencia |
| 72 - Fuchsia | 79 - Plum |
| 73 - Sunflower | 80 - Biscuit |
| 74 - Storm | 82 - Pepper |
| 75 - Blue Jay | |

There may be minor color variations between the sample chip and furniture received.

Suitability Chart for Keilhauer Textiles

This chart specifies whether a textile is suitable for an entire product family. To find out model compatibility within the family please contact customer service.

	Berkshire	Bijou	Brisa	California Collection	Cobblestone	Cordillera	Dash	District - 5	Emerson	Flannelle	Haven	Kura	Mimo	Montane	Oona	Platto	Refresh	Sguig	Sierra	Steppe	Sustain	Ultraleather Pro	Vicolo	Wynyard
141	●	●	●	●	●	●	●	●	●	●	●	●	●	●	●	●	○	●	●	●	●	●	●	●
6C	●	●	●	●	●	●	●	●	●	●	●	●	●	●	●	●	○	●	●	●	●	●	●	●
Aesync	●	●	●	●	●	●	●	●	●	●	●	●	●	●	●	●	○	●	●	●	●	●	●	●
Also	●	●	●	●	●	●	●	●	●	●	●	●	●	●	●	●	○	●	●	●	●	●	●	●
Boxcar	●	●	●	●	●	●	●	●	●	●	●	●	●	●	●	●	○	●	●	●	●	●	●	●
Branden	●	●	●	●	●	●	●	●	●	●	●	●	●	●	●	●	○	●	○	●	●	●	●	●
Cahoots	●	●	●	●	●	○	○	●	●	●	●	●	●	●	●	●	○	●	○	●	●	●	●	●
Cal	●	●	●	●	●	●	●	●	●	●	●	○	●	●	●	●	○	●	●	●	●	●	●	●
Canal	●	●	●	●	●	●	●	●	●	●	●	●	●	●	●	●	○	●	●	●	●	●	●	●
Cascade	●	●	●	●	●	●	●	●	●	●	●	●	●	●	●	●	○	●	●	●	●	●	●	●
Celia	●	●	●	●	●	●	●	●	●	●	●	●	●	●	●	●	○	●	●	●	●	●	●	●
Chips	●	●	●	●	●	●	●	●	●	●	●	●	●	●	●	●	○	●	●	●	●	●	●	●
Collo	●	●	●	●	●	●	●	●	●	●	●	●	●	●	●	●	○	●	●	●	●	●	●	●
Coy	●	●	●	●	●	○	●	●	●	●	●	●	○	●	●	○	●	○	●	○	●	●	●	●
Cona	●	●	●	●	●	●	●	●	●	●	●	●	●	●	●	●	○	●	●	●	●	●	●	●
Danforth	●	●	●	●	●	●	●	●	●	●	●	●	●	●	●	●	○	●	●	●	●	●	●	●
Dario	●	●	●	●	●	●	●	●	●	●	●	●	●	●	●	●	○	●	●	●	●	●	●	●
Doko	●	●	●	●	●	●	●	●	●	●	●	○	●	●	●	●	○	●	●	●	●	●	●	●
Doon	●	●	●	●	●	●	●	●	●	●	●	●	●	●	●	●	○	●	●	●	●	●	●	●
Eglinton	●	●	●	●	●	●	●	●	●	●	●	●	●	●	●	●	○	●	●	●	●	●	●	●
Elite	●	●	●	●	●	●	●	●	●	●	●	○	●	●	●	●	○	●	●	●	●	●	●	●
Filo	●	●	●	●	●	●	●	●	●	●	●	●	●	●	●	●	○	●	●	●	●	●	●	●
Flit	●	●	●	●	●	●	●	●	●	●	●	●	●	●	●	●	○	●	●	●	●	●	●	●
Grand	●	●	●	●	●	●	●	●	●	●	●	●	●	●	●	●	○	●	●	●	●	●	●	●
Gym	●	●	●	●	●	●	●	●	●	●	●	●	●	●	●	●	○	●	●	●	●	●	●	●
Howden	●	●	●	●	●	●	●	●	●	●	●	●	●	●	●	●	○	●	●	●	●	●	●	●

Suitability Chart for Keilhauer Textiles

This chart specifies whether a textile is suitable for an entire product family. To find out model compatibility within the family please contact customer service.

	Berkshire	Bijou	Brisa	California Collection	Cobblestone	Cordillera	Dash	District - 5	Emerson	Flannelle	Haven	Kura	Mimo	Montane	Oona	Piatto	Refresh	Sguig	Sierra	Steppe	Sustain	Ultraleather Pro	Vicolo	Wynyard
Jumble	●	●	●	●	●	●	●	●	●	●	●	●	●	●	●	●	●	○	●	●	●	●	●	●
Junior	●	●	●	●	●	●	●	●	●	●	●	●	●	●	●	●	●	○	●	●	●	●	●	●
Jusky	●	●	●	●	●	●	●	●	●	●	●	○	●	●	●	●	●	○	●	●	●	●	●	●
Juxta	●	●	●	●	●	○	●	●	●	●	●	○	●	●	●	○	●	○	●	○	●	●	●	●
KM Chair	●	●	●	●	●	●	●	●	●	●	●	●	●	●	●	●	●	○	●	○	●	●	●	●
Lo	●	●	●	●	●	●	●	●	●	●	●	●	●	●	●	●	●	○	●	●	●	●	●	●
Loon	●	●	●	●	●	●	●	●	●	●	●	●	●	●	●	●	●	○	●	●	●	●	●	●
Luno	●	●	●	●	●	●	●	●	●	●	●	○	●	●	●	●	●	○	●	○	●	●	●	●
Meander	●	●	●	●	●	●	○	○	●	●	●	●	●	●	●	●	●	○	●	●	●	●	●	●
Opt	●	●	●	●	●	●	●	●	●	●	●	○	●	●	●	●	●	○	●	○	●	●	●	●
Orign	●	●	●	●	●	●	●	●	●	●	●	●	●	●	●	●	●	○	●	●	●	●	●	●
Oro	●	●	●	●	●	●	●	●	●	●	●	●	●	●	●	●	●	○	●	●	●	●	●	●
Parlez	●	●	●	●	●	●	●	○	●	●	●	●	●	○	●	●	○	○	●	●	●	●	●	●
Plunk	●	●	●	●	●	●	●	●	●	●	●	●	●	●	●	●	●	○	●	○	●	●	●	●
Ponder	●	●	●	●	●	○	●	●	●	●	●	●	●	●	●	○	●	○	●	○	●	●	●	●
Rove	●	●	●	●	●	●	●	●	●	●	●	●	●	●	●	●	●	○	●	●	●	●	●	●
Reeve	●	●	●	●	●	●	●	●	●	●	●	●	●	●	●	●	●	○	●	●	●	●	●	●
Respons	●	●	●	●	●	●	●	●	●	●	●	●	●	●	●	●	●	○	●	●	●	●	●	●
Ruben	●	●	●	●	●	●	●	●	●	●	●	○	●	●	●	●	●	○	●	●	●	●	●	●
Sguig	●	●	●	●	●	●	●	●	●	●	●	●	●	●	●	●	●	●	●	●	●	●	●	●
Simple	●	●	●	●	●	●	●	●	●	●	●	○	●	●	●	●	●	○	●	●	●	●	●	●
Sky Stool	●	●	●	●	●	●	●	●	●	●	●	○	●	●	●	●	●	○	●	●	●	●	●	●
Talk	●	●	●	●	●	○	●	●	●	●	●	○	●	●	●	●	●	○	●	●	●	●	●	●
Tom	●	●	●	●	●	●	●	●	●	●	●	○	●	●	●	●	●	○	●	●	●	●	●	●
Unity	●	●	●	●	●	●	●	●	●	●	●	●	●	●	●	●	●	○	●	●	●	●	●	●
Vanilla	●	●	●	●	●	●	●	●	●	●	●	●	●	●	●	●	●	○	●	●	●	●	●	●
Visit	●	●	●	●	●	●	●	●	●	●	●	●	●	●	●	●	●	○	●	●	●	●	●	●
Wheels	●	●	●	●	●	●	●	●	●	●	●	○	●	●	●	●	●	○	●	●	●	●	●	●
Woodrow	●	●	●	●	●	●	●	●	●	●	●	●	●	●	●	●	●	○	●	●	●	●	●	●

● Textile is suitable
○ Textile is not suitable

Materials and Components Table - Desk, Conference, Task Chairs

Possible Components	6C	AESYNC	COLLO	CONA	DANFORTH	ELITE	FILO	JUNIOR
Back	Nylon mesh	Polyester mesh	N/A	N/A	N/A	N/A	Polyester mesh	N/A
Seat	Nylon mesh	N/A	N/A	N/A	N/A	N/A	Polyester mesh	N/A
Upholstered Back	N/A	Polyurethane foam, plastic	Engineered plywood base with molded rigid and flexible polyurethane foam	Fiberglass reinforced plastic with molded rigid and flexible polyurethane	Molded high density rigid and flexible polyurethane foam	Molded high density rigid and flexible polyurethane foam	N/A	Molded flexible polyurethane foam over plastic
Upholstered Seat	Polyurethane, wood	Polyurethane foam, plastic	Engineered plywood base with molded rigid and flexible polyurethane foam	Fiberglass reinforced plastic with molded rigid and flexible polyurethane	Steel, molded high density rigid and flexible polyurethane	Engineered plywood base with molded rigid and flexible polyurethane foam	Plastic, polyurethane foam	Molded flexible polyurethane foam over plastic
Frame	Glass- filled Nylon	Plastic	Steel	Fiberglass reinforced plastic with molded rigid and flexible polyurethane	Steel	Steel	Aluminum	Reinforced plastic
Foam	Polyurethane	Polyurethane foam	Polyurethane foam	Polyurethane foam	Polyurethane foam	olyurethane	Polyurethane	Polyurethane
Arms	Glass- filled Nylon	Plastic, aluminum	N/A	N/A	Steel with polyurethane foam	Polyurethane foam with steel	Plastic	Reinforced plasti
Arm Caps	Polyurethane, steel	Plastic, textile, leather, vinyl	N/A	N/A	N/A	N/A	N/A	N/A
Mechanism/Cylinder	Steel, polyacetal, rubber	Steel, plastic, rubber	Steel, plastic, rubber	Steel, plastic, rubber	Steel, plastic, rubber	Steel, plastic, rubber	Steel, plastic, rubber	Steel, plastic, rubber
Base	Nylon or aluminum	Aluminum or plastic	Aluminum or plastic	Aluminum or plastic	Aluminum or plastic	Aluminum or plastic	Aluminum or plastic	Plastic, metal
Casters	Steel, polypropylene	Plastic, metal	Plastic, metal	Plastic, metal	Plastic, metal	Plastic, metal	Plastic, metal	Plastic, metal

Construction Details

All foam used in Keilhauer's upholstered products is high-density, CFC-free, polyurethane, and meets CAL 117 requirements.

Product Information

Materials and Components Table - Desk, Conference, Task Chairs

Possible Components	ORIGN	REEVE	RESPONS	SGUIG	SIMPLE	TOM	UNITY	VANILLA
Back	N/A	N/A	N/A	N/A	Polyester mesh	N/A	N/A	N/A
Seat	N/A	N/A	N/A	N/A	N/A	N/A	N/A	N/A
Upholstered Back	Steel with flexible polyurethane foam	Steel, molded rigid and flexible polyurethane foam	Steel, molded rigid and flexible polyurethane foam	Plastic, molded flexible polyurethane foam	Plastic, molded flexible polyurethane foam	Molded flexible polyurethane foam over plastic	Molded flexible polyurethane foam over plastic	Engineered plywood with molded rigid and flexible polyurethane foam
Upholstered Seat	Plastic with flexible polyurethane foam	Steel, molded rigid and flexible polyurethane foam	Steel, molded rigid and flexible polyurethane foam	Polypropylene, molded flexible polyurethane	Steel, molded flexible polyurethane foam	Molded flexible polyurethane foam over plastic	Molded flexible polyurethane foam over plastic	Engineered plywood with molded rigid and flexible polyurethane foam
Frame	Steel	Tubular steel	Steel	Glass reinforced nylon	Plastic	Reinforced plastic	Steel	Steel
Foam	Polyurethane	Polyurethane	Polyurethane	Polyurethane	Polyurethane	Polyurethane	Polyurethane	Polyurethane
Arms	Aluminum	Urethane or aluminum	Polyurethane foam, steel	Urethane	Plastic, polyurethane foam	Reinforced plastic or urethane with steel insert	Urethane with steel insert	Urethane or cast aluminum
Arm Caps	Urethane	N/A	N/A	N/A	N/A	N/A	Urethane with steel insert	Polyurethane molded foam with steel insert
Mechanism/Cylinder	Steel, plastic, rubber	Steel, plastic, rubber	Steel, plastic, rubber	Steel, plastic, rubber	Steel, plastic, rubber	Steel, plastic, rubber	Steel, plastic, rubber	Steel, plastic, rubber
Base	Aluminum or plastic	Aluminum or plastic	Nylon base and/or wood caps	Reinforced plastic or aluminum	Reinforced plastic	Reinforced plastic base and/or wood caps	Aluminum or reinforced plastic	Aluminum or reinforced plastic
Casters		Plastic, metal	Plastic, metal	Plastic, metal	Plastic, metal	Plastic, metal	Plastic, metal	Plastic, metal

Construction Details

All foam used in Keilhauer's upholstered products is high-density, CFC-free, polyurethane, and meets CAL 117 requirements.

Product Information

Materials and Components Table - Stools

Possible Components	6C	AESYNC	ALSO	CAHOOTS	FLIT	GYM	JUNIOR	JUSKY	JUXTA
Back	Nylon mesh	N/A	Plastic	N/A	Polyester mesh over plastic	Plastic	N/A	N/A	N/A
Seat	Nylon mesh	N/A	Plastic	N/A	Plastic	Plastic	N/A	Wood, polyurethane foam, silicone rubber	N/A
Upholstered Back	N/A	Polyurethane foam, plastic	Plastic with molded high-density polyurethane foam	N/A	N/A	N/A	Molded flexible polyurethane foam over plastic	Molded rigid foam, fiber glass inlay	Reinforced rigid polyurethane foam, overmolded with flexible polyurethane foam
Upholstered Seat	Polyurethane, wood	Polyurethane foam, plastic	Plastic with molded high-density polyurethane foam	Steel with overmolded foam or engineered plywood with high-density polyurethane foam	Plastic with high density polyurethane foam	N/A	Molded flexible polyurethane foam over plastic	Wood, polyurethane foam, urethane foam	Reinforced rigid polyurethane foam, overmolded with flexible polyurethane foam
Frame	Glass- filled Nylon	Plastic	Steel	Hardwood or rigid foam with glass reinforcement or steel	Steel	Steel	Reinforced plastic	N/A	Steel
Foam	Polyurethane	Polyurethane foam	High-density CFC-free polyurethane foam	High-density CFC-free polyurethane foam	High density CFC-free polyurethane foam	High density CFC-free polyurethane foam	Polyurethane	Molded rigid foam, urethane/ polyurethane foam	Overmolded polyurethane foam
Legs/Base	Nylon or aluminum	Aluminum or plastic	Steel	Steel or aluminum	Steel	Steel	Plastic, metal	Nylon or aluminum	Star Base: aluminum, steel. 4-Leg/Sled: steel
Arms	Glass- filled Nylon	Plastic, aluminum	Steel	N/A	Steel	N/A	Reinforced plastic	N/A	N/A
Arm Caps	Polyurethane, steel	Plastic, textile, leather, vinyl	N/A	N/A	Polyurethane or wood	N/A	N/A	N/A	N/A
Tablet	N/A	N/A	Plastic laminated MDF	N/A	N/A	N/A	N/A	Aluminum, steel, urethane	Steel plate with overmolded polyurethane or MDF with laminate
Mechanism/ Cylinder	Steel, polyacetal, rubber	Steel, plastic, rubber	N/A	N/A	N/A	N/A	Steel, plastic, rubber	Steel, plastic, rubber	N/A
Glides/Casters	Steel, polypropylene	Plastic, meta	Plastic	Plastic	Plastic	Plastic	Plastic, metal	Plastic, metal	4-star glides K-resin 5-star casters plastic, metal

Construction Details

All foam used in Keilhauer's upholstered products is high-density, CFC-free, polyurethane, and meets CAL 117 requirements.

Product Information

Materials and Components Table - Stools

Possible Components	LOON	RUBEN	SIMPLE	SIP	SKY STOOL	TOM	TRUA	WHEELS	WOODROW
Back	Plastic	N/A	Polyester mesh	N/A	N/A	N/A	Glass-filled polypropylene or wood	N/A	Solid ash or walnut
Seat	Plastic	N/A	N/A	Wood	Wood, polyurethane foam, silicone rubber	N/A	Glass-filled polypropylene or wood	N/A	Solid ash or walnut
Upholstered Back	Plastic with high-density polyurethane foam	Plywood with polyurethane molded flexible foam	Plastic, molded flexible polyurethane foam	N/A	Molded rigid foam, fiber glass inlay	Molded flexible polyurethane foam over plastic	N/A	N/A	Plywood with polyurethane foam
Upholstered Seat	Plastic with high-density polyurethane foam	Plywood with polyurethane molded flexible foam	Plastic, molded flexible polyurethane foam	N/A	Wood, polyurethane foam, urethane foam	Molded flexible polyurethane foam over plastic	N/A	Steel, engineered plywood with high-density polyurethane foam	Plywood with polyurethane foam
Frame	Steel	Plywood	Plastic	Nylon	N/A	Reinforced plastic	Steel, nylon	Steel, engineered plywood base	Solid ash or walnut
Foam	High-density CFC-free polyurethane foam	High-density polyurethane foam	Polyurethane	N/A	Molded rigid foam, urethane/polyurethane foam	Polyurethane		High-density polyurethane foam	High-density polyurethane foam
Legs/Base	Steel	Solid ash or walnut	Reinforced plastic	Wood	Nylon or aluminum	Reinforced plastic base and/or wood caps	Steel	Steel	Solid ash or walnut
Arms	Plastic	N/A	Plastic, polyurethane foam	N/A	N/A	Reinforced plastic or urethane with steel insert	Steel, aluminum	N/A	N/A
Arm Caps	N/A	N/A	N/A	N/A	N/A	N/A	N/A	N/A	N/A
Tablet	Plastic laminated MDF	N/A	N/A	N/A	Aluminum, steel, urethane	N/A	N/A	N/A	N/A
Mechanism/Cylinder	N/A	N/A	Steel, plastic, rubber	N/A	Steel, plastic, rubber	Steel, plastic, rubber	N/A	N/A	N/A
Glides/Casters	Plastic	Steel	Plastic, metal	K-resin	Plastic, metal	Plastic, metal	Sled: Polycarbonite 4-Leg: K-resin	rubber, plastic and steel	Steel

Construction Details

All foam used in Keilhauer's upholstered products is high-density, CFC-free, polyurethane, and meets CAL 117 requirements.

Product Information

Materials and Components Table - Side & Stacking

Possible Components	ALSO	BRANDEN	CAHOOTS	CAL	CHIPS	COLLO	FILO	FLIT	GYM
Back	Plastic	N/A	N/A	N/A	Plastic or engineered plywood	N/A	Polyester	Polyester mesh over plastic	Plastic
Seat	Plastic	N/A	N/A	N/A	Plastic or engineered plywood	N/A	Polyester	Plastic	Plastic
Upholstered Back	Plastic with molded high-density polyurethane foam	Hardwood with molded high-density polyurethane foam	Steel with overmolded foam or engineered plywood with high-density polyurethane foam	Hardwood with molded high-density polyurethane foam	Plastic with molded polyurethane foam	Engineered plywood molded with polyurethane foam	Plastic with high density polyurethane foam	Plastic with high density polyurethane foam	N/A
Upholstered Seat	Plastic with molded high-density polyurethane foam	Hardwood with molded high-density polyurethane foam	Steel with overmolded foam or engineered plywood with high-density polyurethane foam	Engineered hardwood with molded high-density polyurethane foam	Plastic with molded polyurethane foam	Engineered plywood molded with polyurethane foam	Plastic with high density polyurethane foam	N/A	N/A
Seat Decking	N/A	Woven rubber	Mingle: woven rubber	N/A	N/A	N/A	N/A	N/A	N/A
Frame	Steel	Hardwood	Hardwood or rigid foam with glass reinforcement or steel	Steel	Steel	Steel	Aluminum	Steel	Steel
Foam	High-density CFC-free polyurethane foam	High-density CFC-free polyurethane foam	High-density CFC-free polyurethane foam	High-density CFC-free polyurethane foam	High-density CFC-free polyurethane foam	High-density CFC-free polyurethane foam	High-density CFC-free polyurethane foam	High-density CFC-free polyurethane foam	N/A
Legs	Steel	Steel	Steel or aluminum	Steel	Steel	Steel, wood	Aluminum	Steel	Steel
Arms	Steel	Molded high-density polyurethane foam	Steel with overmolded foam or engineered plywood with high-density polyurethane foam	Steel	Steel	Engineered plywood molded with polyurethane foam	Plastic	Steel	N/A
Arm Caps	N/A	N/A	N/A	N/A	N/A	N/A	Plastic	Polyurethane or wood	N/A
Tablet	Plastic laminated MDF	N/A	N/A	N/A	N/A	N/A	N/A	N/A	N/A
Glides/Casters	Plastic	Zinc	Plastic	Plastic	Plastic	Plastic	Plastic	Plastic	Plastic

Construction Details

All foam used in Keilhauer's upholstered products is high-density, CFC-free, polyurethane, and meets CAL 117 requirements.

Product Information

Materials and Components Table - Side & Stacking

Possible Components	JUXTA	LOON	MIMIC	REEVE	ROVE	RUBEN	SGUIG	SIMPLE	TRUA
Back	N/A	Plastic	Plastic	N/A	N/A	N/A	N/A	Polyester	Glass-filled polypropylene
Seat	N/A	Plastic	Plastic	N/A	N/A	N/A	N/A	N/A	Glass-filled polypropylene
Upholstered Back	Reinforced rigid polyurethane foam, overmolded with flexible polyurethane foam	Plastic with high-density polyurethane foam	N/A	Steel, high-density polyurethane foam	Rigid polyurethane overmold with flexible polyurethane	Plywood with polyurethane molded flexible foam	Plastic, rigid polyurethane foam overmolded with flexible polyurethane foam	Steel with high-density polyurethane foam	N/A
Upholstered Seat	Reinforced rigid polyurethane foam, overmolded with flexible polyurethane foam	Plastic with high-density polyurethane foam	N/A	Steel, high-density polyurethane foam	Rigid polyurethane overmold with flexible polyurethane	Plywood with polyurethane molded flexible foam	Plastic, rigid polyurethane foam overmolded with flexible polyurethane foam	Reinforced plastic, with high-density polyurethane foam	N/A
Frame	Steel	Steel	Steel	Steel	N/A	Plywood	Reinforced plastic, aluminum, steel	Reinforced plastic	Steel, nylon
Foam	High-density CFC-free polyurethane foam	High-density CFC-free polyurethane foam	N/A	High-density CFC-free polyurethane foam	High-density CFC-free polyurethane foam	High-density polyurethane foam	High-density CFC-free polyurethane foam	High-density CFC-free polyurethane foam	N/A
Legs	Star Base: aluminum, steel. 4-Leg/Sled: steel	Steel	Steel	Steel, reinforced plastic or aluminum	Metal tube	Solid ash or walnut	Steel	Steel	Steel
Arms	Reinforced rigid polyurethane, overmolded with flexible polyurethane	Plastic	N/A	Aluminum	N/A	N/A	Steel	Steel, plastic	Steel, aluminum
Arm Caps	N/A	N/A	N/A	Urethane, leather	N/A	N/A	Urethane	Urethane	N/A
Tablet	Steel plate with overmolded polyurethane or MDF with laminate	Plastic laminated MDF	Plastic laminated plywood	N/A	N/A	N/A	N/A	N/A	N/A
Glides/Casters	Plastic	Plastic	Plastic	Polyurethane	Pastic	Steel	N/A	N/A	Sled: Polycarbonate 4-Leg: K-resin

Construction Details

All foam used in Keilhauer's upholstered products is high-density, CFC-free, polyurethane, and meets CAL 117 requirements.

Product Information

Materials and Components Table - Lounge

Possible Components	141	BOXCAR	BRANDEN	CANAL	CASCADE	CELIA
Upholstered Back	Plywood with polyurethane foam	Engineered plywood with high-density polyurethane foam	Engineered plywood with high-density polyurethane foam	Hardwood with high-density polyurethane foam	Hardwood with high-density polyurethane foam Back cushion: polyester fibre and down in a cotton casing	Rigid and flexible polyurethane foam
Upholstered Seat	Plywood with high-density CFC-free polyurethane foam	Engineered plywood with high-density polyurethane foam	Engineered plywood with high-density polyurethane foam	Hardwood with high-density polyurethane foam	Hardwood with high-density polyurethane foam Seat cushion: foam wrapped in cotton and polyester fiber	Rigid and flexible polyurethane foam
Frame	Plywood	Engineered plywood	Engineered plywood	Hardwood	Hardwood	Steel
Seat Decking	N/A	Woven rubber	Woven rubber	Woven rubber	Woven rubber	N/A
Glides	Nylon	Plastic	Zinc	Plastic	Plastic	Plastic
Arms/Arm Caps	N/A	N/A	N/A	N/A	N/A	N/A
Tablet/Table	N/A	N/A	N/A	N/A	N/A	N/A
Legs	Solid ash or walnut	Steel	Steel	Steel	Wood puck	Steel

Construction Details

All foam used in Keilhauer's upholstered products is high-density, CFC-free, polyurethane, and meets CAL 117 requirements.

Product Information

Materials and Components Table - Lounge

Possible Components	COY	DARIO	DOKO	DOON	EGLINTON	GRAND	HOWDEN
Upholstered Back	Rigid polyurethane overmolded with flexible polyurethane	Hardwood with high-density polyurethane foam	N/A	Engineered plywood with high-density polyurethane foam	Hardwood with high-density polyurethane foam	Hardwood with high-density polyurethane foam	Engineered plywood with high-density polyurethane foam
Upholstered Seat	Rigid polyurethane overmolded with flexible polyurethane	Hardwood with high-density foam	Plywood overmolded with foam	Engineered plywood with high-density polyurethane foam	Hardwood with high-density polyurethane foam	Hardwood with high-density polyurethane foam	Engineered plywood with high-density polyurethane foam
Frame	Rigid foam	Hardwood	Linear medium density polyethelene	Engineered plywood, steel	Hardwood	Hardwood	Engineered plywood
Seat Decking	N/A	Woven rubber	N/A	Woven rubber	Woven rubber	Woven rubber	Woven rubber
Glides	Nylon	Plastic	Active Bottom: Glass filled nylon Perch/Pouf Bottom: Plastic	Plastic	N/A	Plastic	Plastic
Arms/Arm Caps	N/A	N/A	N/A	N/A	N/A	N/A	N/A
Tablet/Table	N/A	N/A	N/A	N/A	Steel with overmolded polyurethane	N/A	N/A
Legs	Solid ash or walnut	Steel	N/A	Steel	Aluminum	Steel or wood puck	Steel

Construction Details

All foam used in Keilhauer's upholstered products is high-density, CFC-free, polyurethane, and meets CAL 117 requirements.

Product Information

Materials and Components Table - Lounge

Possible Components	JUMBLE	JUXTA	K-MODERN	LO	LUNO	MEANDER
Upholstered Back	Engineered plywood with high-density polyurethane foam	Reinforced rigid polyurethane foam, overmolded with flexible polyurethane foam	Engineered plywood with high-density polyurethane foam	N/A	Molded foam, reinforced rigid polyurethane foam	Plywood, viscosoft foam
Upholstered Seat	Engineered plywood with high-density polyurethane foam	Reinforced rigid polyurethane foam, overmolded with flexible polyurethane foam	Engineered plywood with high-density polyurethane foam	Rigid polyurethane foam with down cushion	Molded foam, reinforced rigid polyurethane foam	Plywood, viscosoft foam
Frame	Engineered plywood, aluminum	Steel	Engineered plywood	Steel	Reinforced rigid polyurethane foam, aluminum, steel	Plywood, steel, iron
Seat Decking	N/A	N/A	Woven rubber	N/A	N/A	N/A
Glides	Plastic	Plastic	Steel tacks on wood legs	Pastic	N/A	N/A
Arms/ Arm Caps	N/A	Reinforced rigid polyurethane, overmolded with flexible polyurethane	N/A	N/A	N/A	N/A
Tablet/Table	Painted MDF	Steel plate with overmolded polyurethane or MDF with laminate	N/A	N/A	N/A	N/A
Legs	N/A	Star Base: aluminum, steel. 4-Leg/Sled: steel	Steel or wood	Steel	Solid wood, wood veneer or steel	Steel

Construction Details

All foam used in Keilhauer's upholstered products is high-density, CFC-free, polyurethane, and meets CAL 117 requirements.

Product Information

Materials and Components Table - Lounge

Possible Components	OPT	ORO	PARLEZ	PLUNK	PONDER	RUBEN	TALK	VISIT	WHEELS
Upholstered Back	Rigid polyurethane overmolded with flexible polyurethane	Rigid polyurethane overmolded with flexible polyurethane	Plywood with high-density polyurethane foam	N/A	Rigid Polyurethane overmolded with flexible polyurethane	Plywood with polyurethane molded flexible foam	Steel, engineered plywood with high-density polyurethane foam	Bench: Plywood, polyurethane foam Sofa: Steel overmolded with polyurethane, plywood	Steel, engineered plywood with high-density polyurethane foam
Upholstered Seat	Rigid polyurethane overmolded with flexible polyurethane	Rigid polyurethane overmolded with flexible polyurethane	Plywood with high-density polyurethane foam	Plywood with polyurethane foam	Rigid Polyurethane overmolded with flexible polyurethane	Plywood with polyurethane molded flexible foam	Steel, engineered plywood with high-density polyurethane foam	Bench: Plywood, polyurethane foam Sofa: Steel overmolded with polyurethane, plywood	Steel, engineered plywood with high-density polyurethane foam
Frame	N/A	Steel	Steel	Plywood	N/A	Plywood	Steel, engineered plywood base	Steel	Steel, engineered plywood base
Seat Decking	N/A	N/A	N/A	N/A	N/A	N/A	N/A	N/A	N/A
Glides	Nylon	Nylon	K-resin	N/A	Nylon	Steel	Plastic	Nylon	N/A
Arm/Arm Caps	N/A	Solid ash or walnut	N/A	N/A	N/A	N/A	N/A	Bench: Plywood with cut polyurethane foam	N/A
Tablet/Table	N/A	N/A	Quartz, laminate or veneer	N/A	N/A	N/A	N/A	Laminated MDF	Steel plate overmolded with polyurethane or plastic laminate
Legs	Solid ash or walnut	Solid ash or walnut	Aluminum	N/A	4-Leg: Wood 4-Star Base: Steel, Aluminum Sled Base: Steel	Solid ash or walnut	Steel	Solid Ash Wood	Steel Casters: rubber, plastic and steel

Construction Details

All foam used in Keilhauer's upholstered products is high-density, CFC-free, polyurethane, and meets CAL 117 requirements.

Product Information

Materials and Components Table - Tables

Possible Components	AWLA	BLOC	BOXCAR	BOXCAR	BRANDEN	CAHOOTS	CAL
Table Top	Plastic laminated/wood veneered MDF	Solid laminate	Tempered glass top	Steel plate with polished chrome	Tempered glass top	Anodized aluminum	Veneered MDF
Base Material	Wood veneered MDF, steel, aluminum	Metal	Steel	Steel	Steel	Steel	Steel
Power Option	Plastic, rubber	N/A	N/A	N/A	N/A	N/A	N/A
Glides	Polyethylene	N/A	Plastic	Plastic	Zinc	N/A	Plastic
Casters	N/A	N/A	N/A	N/A	N/A	N/A	N/A
Ganging	N/A	N/A	N/A	N/A	N/A	N/A	N/A
Mechanism	N/A	N/A	N/A	N/A	N/A	N/A	N/A

Possible Components	CANAL	GEOMETRY	GEOMETRY	GRAND	GYM	JUMBLE	JUXTA	KM-TABLES
Table Top	Quartz or tempered glass	Solid ash, walnut or laminate	Solid ash, walnut or laminate	Wood veneered MDF	Plastic laminated strawboard	Painted MDF, wood	Plastic laminated/wood veneered MDF or solid quartz	Quartz
Base Material	Steel	Solid ash or walnut	Metal	Steel or wood	Steel	Aluminum	Aluminum, steel	Solid maple
Power Option	N/A	N/A	N/A	N/A	N/A	N/A	Aluminum, plastic, rubber	N/A
Glides	Plastic	N/A	N/A	N/A	Plastic	Plastic	Nylon with an over molded steel bolt	N/A
Casters	N/A	N/A	N/A	N/A	N/A	N/A	N/A	N/A
Ganging	N/A	N/A	N/A	N/A	Aluminum, plastic	Aluminum, plastic	N/A	N/A
Mechanism	N/A	N/A	N/A	N/A	Reinforced plastic with aluminum handle	N/A	N/A	N/A

Construction Details

All foam used in Keilhauer's upholstered products is high-density, CFC-free, polyurethane, and meets CAL 117 requirements.

Product Information

Materials and Components Table - Tables

Possible Components	LOON	RUBEN	SIP	STIX	SYZ	TALK	TURN	VISIT	WHEELS
Table Top	Plastic laminated strawboard	Solid ash or walnut	Plastic laminated MDF	Solid ash or walnut	Plastic laminated/ wood veneered MDF or solid quartz	Plastic laminated strawboard	Solid wood	Plastic laminated MDF	Plastic laminated MDF
Base Material	Steel, aluminum	Solid ash or walnut	Steel, Solid Ash Wood	Solid ash or walnut	Aluminum	Steel	Solid wood	N/A	Steel
Power Option	N/A	N/A	N/A	N/A	Aluminum, plastic, rubber	N/A	N/A	Aluminum, plastic, rubber	Aluminum, plastic, rubber
Glides	Plastic	Plastic	N/A	Cork	Plastic with metal insert	Plastic	N/A	N/A	N/A
Casters	N/A	N/A	N/A	N/A	N/A	N/A	N/A	N/A	Steel, rubber
Ganging	N/A	N/A	N/A	N/A	N/A	N/A	N/A	Steel	N/A
Mechanism	N/A	N/A	N/A	N/A	N/A	N/A	N/A	N/A	N/A

Construction Details

All foam used in Keilhauer's upholstered products is high-density, CFC-free, polyurethane, and meets CAL 117 requirements.

DESK, CONFERENCE AND TASK CHAIRS





EFFECTIVE SEPTEMBER 1, 2018

6C

Series 61000
Design Aaron Duke

Shipped standard with carpet casters, for softwheel casters, specify SOF and add \$58; Regular seat depth R (17.5"), for Shallow seat depth, specify S (16.5"). Conference chair with loop arms ships standard with seat height 16.5" - 21" and arm height 24.5" - 29". For Limited height cylinder, specify L (no upcharge) seat height 17" - 19.5" and arm height 25" - 27.5". Seat available in 6C Knit, Keilhauer textiles and leathers, or COM, COL, COV. For seats upholstered in 6C knit, the COM price applies.

For all other construction details, color, finish and stain choices see page 6 or www.keilhauerpricelist.com. Keilhauer prices include freight. Please refer to [Freight](#) on page 4 or www.keilhauerpricelist.com for further details.

			Gr A	Gr B	Gr C	Gr D	Gr E	Gr F	Gr G	Gr H			
	in.	W 26.5 D 25 H 34.25 - 38.75 SH 16.5 - 21 AH 24.5 - 29											
		COM/Knit	660	Fabric	702	718	735	759	784	809	834	858	0.75 Yds.
		COL	726	Leather	943	1032	1134						12.75 Sq. Ft.
61324		Low mesh back conference chair with loop arms, rocking tilt, nylon base											
	in.	W 26.5 D 25 H 37.25 - 41.75 SH 16.5 - 21 AH 24.5 - 29											
		COM/Knit	680	Fabric	722	738	755	779	804	829	854	878	0.75 Yds.
		COL	748	Leather	965	1054	1156						12.75 Sq. Ft.
61624		Mid mesh back conference chair with loop arms, rocking tilt, nylon base											
	in.	W 26.5 D 25 H 34.25 - 38.75 SH 16.5 - 21 AH 24.5 - 29											
		COM/Knit	705	Fabric	747	763	780	804	829	854	879	903	0.75 Yds.
		COL	776	Leather	993	1082	1184						12.75 Sq. Ft.
61325		Low mesh back conference chair with loop arms, rocking tilt, aluminum base											
	in.	W 26.5 D 25 H 37.25 - 41.75 SH 16.5 - 21 AH 24.5 - 29											
		COM/Knit	725	Fabric	767	783	800	824	849	874	899	923	0.75 Yds.
		COL	798	Leather	1015	1104	1206						12.75 Sq. Ft.
61625		Mid mesh back conference chair with loop arms, rocking tilt, aluminum base											

To Order Specify

Product Name
Product Number
Fabric
Mesh
Quantity
End User

<input type="text" value="61"/>	<input type="text"/>	<input type="text" value="2"/>	<input type="text"/>	<input type="text"/>	<input type="text"/>	<input type="text"/>	<input type="text"/>	<input type="text"/>	<input type="text"/>
6C	Backrest	Loop Arm	Base	Cylinder Height	Nylon Carrier/Arm/Base Finishes	Aluminum Base Finish	Seat Depth	6C - Knit/Mesh Color	
	<input type="text" value="3"/>	<input type="text" value="4"/>	<input type="text" value="S"/>		14 - Warm Grey 15 - Black	PA00 - Polished Aluminum	<input type="text" value="R"/>	6M001 - Twilight 6M002 - Blueberry 6M003 - Teal 6M004 - Fiddlehead 6M005 - Tangerine 6M006 - Poppy 6M007 - Cashew 6M008 - Warm Grey 6M009 - Black	
	<input type="text" value="6"/>	<input type="text" value="5"/>	<input type="text" value="L"/>				<input type="text" value="S"/>	Shallow 16.5"	
	Low Back	Nylon	Standard - 16.5" - 21"				Regular 17.5"		
	Mid Back	Aluminum	Limited - 17" - 19.5"						





DESK, CONFERENCE AND TASK CHAIRS

EFFECTIVE SEPTEMBER 1, 2018

Gr A Gr B Gr C Gr D Gr E Gr F Gr G Gr H

6C
Series 62000
Design Aaron Duke

Shipped standard with carpet casters, for softwheel casters, specify SOF and add \$58; Regular seat depth R (17.5"), for Shallow seat depth, specify S (16.5"). Conference chair with adjustable arms ships standard with seat height 16.5" - 21" and arm height 24" - 31". For Limited height cylinder, specify L (no upcharge) seat height 17" - 19.5" and arm height 24.5" - 29.5". Seat available in 6C Knit, Keilhauer textiles and leathers, or COM, COL, COV. For seats upholstered in 6C knit, the COM price applies.
For all other construction details, color, finish and stain choices see page 6 or www.keilhauerpricelist.com.
Keilhauer prices include freight. Please refer to [Freight](#) on page 4 or www.keilhauerpricelist.com for further details.

	in.	W 26.5	D 25	H 37.25 - 41.75	SH 16.5 - 21									
		COM/Knit	620	Fabric	662	678	695	719	744	769	794	818	0.75 Yds.	
		COL	682	Leather	899	988	1090							12.75 Sq. Ft.
	62204	Mid mesh back armless adjustable-lumbar conference chair, rocking tilt, nylon base												
		COM/Knit	665	Fabric	707	723	740	764	789	814	839	863	0.75 Yds.	
		COL	732	Leather	949	1038	1140							12.75 Sq. Ft.
	62205	Mid mesh back armless adjustable-lumbar conference chair, rocking tilt, aluminum base												
		COM/Knit	680	Fabric	722	738	755	779	804	829	854	878	0.75 Yds.	
		COL	748	Leather	965	1054	1156							12.75 Sq. Ft.
	62214	Mid mesh back adjustable-lumbar conference chair with adjustable arms, rocking tilt, nylon base												
		COM/Knit	725	Fabric	767	783	800	824	849	874	899	923	0.75 Yds.	
		COL	798	Leather	1015	1104	1206							12.75 Sq. Ft.
	62215	Mid mesh back adjustable-lumbar conference chair with adjustable arms, rocking tilt, aluminum base												

To Order Specify

Product Name
Product Number
Fabric
Mesh
Quantity
End User

<input type="text" value="62"/> 6C	<input type="text" value="2"/> Adjustable- Lumbar	<input type="text"/>	<input type="text"/>	<input type="text"/>	<input type="text"/>	<input type="text"/>	<input type="text"/>	<input type="text"/>	<input type="text"/>	<input type="text"/>	
		<input type="text" value="0"/> Armless	<input type="text" value="4"/> Nylon	<input type="text" value="S"/> Standard - 16.5" - 21"	14 - Warm Grey 15 - Black	PA00 - Polished Aluminum	<input type="text" value="R"/> Regular 17.5"	<input type="text"/>			<input type="text"/>
		<input type="text" value="1"/> Adjustable Arms	<input type="text" value="5"/> Aluminum	<input type="text" value="L"/> Limited - 17" - 19.5"			<input type="text" value="S"/> Shallow 16.5"	<input type="text"/>			6M001 - Twilight 6M002 - Blueberry 6M003 - Teal 6M004 - Fiddlehead 6M005 - Tangerine 6M006 - Poppy 6M007 - Cashew 6M008 - Warm Grey 6M009 - Black

DESK, CONFERENCE AND TASK CHAIRS





EFFECTIVE SEPTEMBER 1, 2018

Gr A Gr B Gr C Gr D Gr E Gr F Gr G Gr H

6C

Series 62000 Task Chair with Knee Tilt
Design Aaron Duke

Shipped standard with carpet casters, for softwheel casters, specify SOF and add \$58; Regular seat depth (17.5"), for Shallow seat depth, specify S (16.5"). Seat available in 6C knit, Keilhauer textiles and leathers, or COM, COL, COV. For seats upholstered in 6C knit, the COM price applies. For all other construction details, color, finish and stain choices see page 6 or www.keilhauerpricelist.com. Keilhauer prices include freight. Please refer to [Freight](#) on page 4 or www.keilhauerpricelist.com for further details.

	in.	W 26.5	D 25	H 38.25 - 42.75	SH 17.5 - 21.5									
		COM/Knit	655	Fabric	697	713	730	754	779	804	829	853	0.75 Yds.	
	62204KT	COL	721	Leather	938	1027	1129							12.75 Sq. Ft.
		Mid mesh back armless adjustable-lumbar task chair, knee-tilt, nylon base												
		COM/Knit	700	Fabric	742	758	775	799	824	849	874	898	0.75 Yds.	
	62205KT	COL	770	Leather	987	1076	1178							12.75 Sq. Ft.
		Mid mesh back armless adjustable-lumbar task chair, knee-tilt, polished aluminum base												
		COM/Knit	715	Fabric	757	773	790	814	839	864	889	913	0.75 Yds.	
	62214KT	COL	787	Leather	1004	1093	1195							12.75 Sq. Ft.
		Mid mesh back adjustable-lumbar task chair with adjustable arms, knee-tilt, nylon base												
		COM/Knit	760	Fabric	802	818	835	859	884	909	934	958	0.75 Yds.	
	62215KT	COL	836	Leather	1053	1142	1244							12.75 Sq. Ft.
		Mid mesh back adjustable-lumbar task chair with adjustable arms, knee-tilt, polished aluminum base												

To Order Specify

Product Name
Product Number
Fabric
Mesh
Quantity
End User

62
6C

2
Adjustable-Lumbar

0
Arms

4
Base

14 - Warm Grey
15 - Black
Nylon Carrier/Arm/Base Finishes

PA00 - Polished Aluminum
Aluminum Base Finish

R
Seat Depth
Regular 17.5"

6C - Mesh/ Knit Color

0
Armless

4
Nylon

14 - Warm Grey
15 - Black

PA00 - Polished Aluminum

R
Regular 17.5"

6M001 - Twilight
6M002 - Blueberry
6M003 - Teal
6M004 - Fiddlehead
6M005 - Tangerine
6M006 - Poppy
6M007 - Cashew
6M008 - Warm Grey
6M009 - Black

1
Adjustable Arms

5
Aluminum









S
Shallow 16.5"

DESK, CONFERENCE AND TASK CHAIRS

EFFECTIVE SEPTEMBER 1, 2018

AESYNC Design E00S

For soft-wheel casters specify SOF add \$58.
Powder coats available. For White Frame/Arm add \$50. For White Base add \$50. For both Base and Frame in White, add \$100.
For all other construction details, color, finish and stain choices see page 6 or www.keilhauerpricelist.com.
Keilhauer prices include freight. Please refer to [Freight](#) on page 4 or www.keilhauerpricelist.com for further details.

				Gr A	Gr B	Gr C	Gr D	Gr E	Gr F	Gr G	Gr H	
	in.	W 26.25 D 26.5 H 37.5 - 40.5 SH 16 - 18.75										
	COM	1045	Fabric	1087	1103	1120	1144	1169	1194	1219	1243	0.75 Yd.
	COL	1150	Leather	1367	1456	1558						12.75 Sq. Ft.
11204	Mesh back, armless, nylon base											
	in.	W 26.25 D 26.5 H 37.5 - 40.5 SH 16 - 18.75 AH 24.75 - 27.5										
	COM	1115	Fabric	1157	1173	1190	1214	1239	1264	1289	1313	0.75 Yd.
	COL	1227	Leather	1444	1533	1635						12.75 Sq. Ft.
11224	Mesh back with arms, nylon base											
	in.	W 26.25 D 26.5 H 37.5 - 40.5 SH 16 - 18.75 AH 24.75 - 27.5										
	COM	1135	Fabric	1177	1193	1210	1234	1259	1284	1309	1333	0.75 Yd.
	COL	1249	Leather	1466	1555	1657						12.75 Sq. Ft.
11234	Mesh back with arms, arm caps, nylon base											
	in.	W 26.25 D 26.5 H 37.5 - 40.5 SH 16 - 18.75 AH 24.75 - 27.5										
	COM	1235	Fabric	1277	1293	1310	1334	1359	1384	1409	1433	0.75 Yd.
	COL	1359	Leather	1576	1665	1767						12.75 Sq. Ft.
11244	Mesh back with arms with upholstered cap, nylon base											
	in.	W 26.25 D 26.5 H 37.5 - 40.5 SH 16 - 18.75										
	COM	1145	Fabric	1187	1203	1220	1244	1269	1294	1319	1343	0.75 Yd.
	COL	1260	Leather	1477	1566	1668						12.75 Sq. Ft.
11205	Mesh back, armless, aluminum base											
	in.	W 26.25 D 26.5 H 37.5 - 40.5 SH 16 - 18.75 AH 24.75 - 27.5										
	COM	1215	Fabric	1257	1273	1290	1314	1339	1364	1389	1413	0.75 Yd.
	COL	1337	Leather	1554	1643	1745						12.75 Sq. Ft.
11225	Mesh back with arms, aluminum base											
	in.	W 26.25 D 26.5 H 37.5 - 40.5 SH 16 - 18.75 AH 24.75 - 27.5										
	COM	1235	Fabric	1277	1293	1310	1334	1359	1384	1409	1433	0.75 Yd.
	COL	1359	Leather	1576	1665	1767						12.75 Sq. Ft.
11235	Mesh back with arms, arm caps, aluminum base											
	in.	W 26.25 D 26.5 H 37.5 - 40.5 SH 16 - 18.75 AH 24.75 - 27.5										
	COM	1335	Fabric	1377	1393	1410	1434	1459	1484	1509	1533	0.75 Yd.
	COL	1469	Leather	1686	1775	1877						12.75 Sq. Ft.
11245	Mesh back with arms with upholstered cap, aluminum base											









To Order Specify

<input checked="" type="checkbox"/> 11	<input checked="" type="checkbox"/> 2	<input type="checkbox"/>	<input type="checkbox"/>	<input type="checkbox"/>	<input type="checkbox"/>	<input type="checkbox"/>	<input type="checkbox"/>	<input type="checkbox"/>	<input type="checkbox"/>
Aesync	Mesh Backrest	Arms	Base	Carrier	Upholstered Arm Cap Options	Frame/Arm Finishes	Nylon Base Finishes	Aluminum Base Finishes	Mesh Color
<input type="checkbox"/> 0	<input type="checkbox"/> 3	<input type="checkbox"/> 4	14 - Warm Grey 15 - Black 23 - Dark Grey	Rubber Stretch (black only) Gr. B Leather Selva	Gr. C Faux Leather Berkshire California Collection Sustain	PA00 - Polished Aluminum PC00 - Nickel PC05 - Shale PC23 - Dark Grey PC24 - Warm Grey PC25 - White (+\$50) PC26 - Black (Satin) PC27 - Bronze	14 - Warm Grey 15 - Black 23 - Dark Grey	PA00 - Polished Aluminum PC00 - Nickel PC05 - Shale PC23 - Dark Grey PC24 - Warm Grey PC25 - White (+\$50) PC26 - Black (Satin) PC27 - Bronze	AM140 - Barley AM141 - Khaki AM142 - Morel AM143 - Sprout AM144 - Asparagus AM145 - Sage AM146 - Sea AM147 - Platinum AM148 - Pacific AM149 - Silver
Armless	Arms With Arm Cap	Nylon							AM150 - Storm AM151 - Shield AM152 - Pepper AM153 - Squash AM154 - Tulip AM155 - Grape AM156 - Dark Chocolate AM157 - Bark AM158 - Black AM159 - Salt
<input type="checkbox"/> 2	<input type="checkbox"/> 4	<input type="checkbox"/> 5			Gr. F Faux Leather Brisa Original				
Arms	Arms With Upholstered Cap	Aluminum			Gr. G Faux Leather Ultraleather Pro				

DESK, CONFERENCE AND TASK CHAIRS

EFFECTIVE SEPTEMBER 1, 2018

AESYNC
CONTINUED

				Gr A	Gr B	Gr C	Gr D	Gr E	Gr F	Gr G	Gr H	
	in.	W 26.25 D 26.5 H 37.5 - 40.5 SH 16 - 18.75										
	COM	1145	Fabric	1228	1261	1294	1343	1393	1442	1492	1541	1.5 Yds.
	COL	1260	Leather	1694	1872	2076						25.5 Sq. Ft.
11304	Upholstered back, armless, nylon base											
	in.	W 26.25 D 26.5 H 37.5 - 40.5 SH 16 - 18.75 AH 24.75 - 27.5										
	COM	1215	Fabric	1298	1331	1364	1413	1463	1512	1562	1611	1.5 Yds.
	COL	1337	Leather	1771	1949	2153						25.5 Sq. Ft.
11324	Upholstered back with arms, nylon base											
	in.	W 26.25 D 26.5 H 37.5 - 40.5 SH 16 - 18.75 AH 24.75 - 27.5										
	COM	1235	Fabric	1318	1351	1384	1433	1483	1532	1582	1631	1.5 Yds.
	COL	1359	Leather	1793	1971	2175						25.5 Sq. Ft.
11334	Upholstered back with arms, arm caps, nylon base											
	in.	W 26.25 D 26.5 H 37.5 - 40.5 SH 16 - 18.75 AH 24.75 - 27.5										
	COM	1335	Fabric	1418	1451	1484	1533	1583	1632	1682	1731	1.5 Yds.
	COL	1469	Leather	1903	2081	2285						25.5 Sq. Ft.
11344	Upholstered back with arms with upholstered cap, nylon base											
	in.	W 26.25 D 26.5 H 37.5 - 40.5 SH 16 - 18.75										
	COM	1245	Fabric	1328	1361	1394	1443	1493	1542	1592	1641	1.5 Yds.
	COL	1370	Leather	1804	1982	2186						25.5 Sq. Ft.
11305	Upholstered back, armless, aluminum base											
	in.	W 26.25 D 26.5 H 37.5 - 40.5 SH 16 - 18.75 AH 24.75 - 27.5										
	COM	1315	Fabric	1398	1431	1464	1513	1563	1612	1662	1711	1.5 Yds.
	COL	1447	Leather	1881	2059	2263						25.5 Sq. Ft.
11325	Upholstered back with arms, aluminum base											
	in.	W 26.25 D 26.5 H 37.5 - 40.5 SH 16 - 18.75 AH 24.75 - 27.5										
	COM	1235	Fabric	1418	1451	1484	1533	1583	1632	1682	1731	1.5 Yds.
	COL	1469	Leather	1903	2081	2285						25.5 Sq. Ft.
11335	Upholstered back with arms, arm caps, aluminum base											
	in.	W 26.25 D 26.5 H 37.5 - 40.5 SH 16 - 18.75 AH 24.75 - 27.5										
	COM	1435	Fabric	1518	1551	1584	1633	1683	1732	1782	1831	1.5 Yds.
	COL	1579	Leather	2013	2191	2395						25.5 Sq. Ft.
11345	Upholstered back with arms with upholstered cap, aluminum base											

To Order Specify

Product Name
Product Number
Fabric
Mesh
Quantity
End User

11
Aesync

3
Upholstered Backrest

0
Arms

4
Nylon

**14 - Warm Grey
15 - Black
23 - Dark Grey**

**Gr. B Leather
Selva**

**Gr. C Faux Leather
Berkshire
California Collection
Sustain**

**Gr. F Faux Leather
Brisa Original**

**Gr. G Faux Leather
Ultraleather Pro**

**PA00 - Polished
Aluminum
PC00 - Nickel
PC05 - Shale
PC23 - Dark Grey
PC24 - Warm Grey
PC25 - White (+\$50)
PC26 - Black (Satin)
PC27 - Bronze**

**14 - Warm Grey
15 - Black
23 - Dark Grey**

**PA00 - Polished Aluminum
PC00 - Nickel
PC05 - Shale
PC23 - Dark Grey
PC24 - Warm Grey
PC25 - White (+\$50)
PC26 - Black (Satin)
PC27 - Bronze**

2
Arms

5
Aluminum

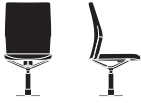



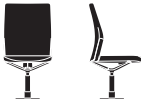



3
Arms With Arm Cap

4
Arms With Upholstered Cap

DESK, CONFERENCE AND TASK CHAIRS

EFFECTIVE SEPTEMBER 1, 2018

AESYNC
CONTINUED







				Gr A	Gr B	Gr C	Gr D	Gr E	Gr F	Gr G	Gr H	
	in.	W 20 D 23.5 H 39.5 - 43 SH 17 - 20.5										
	COM	1240	Fabric	1282	1298	1315	1339	1364	1389	1414	1438	0.75 Yd.
	COL	1364	Leather	1581	1670	1772						12.75 Sq. Ft.
	11206	Mesh back, armless, jury base										
	in.	W 23 D 23.5 H 39.5 - 43 SH 17 - 20.5 AH 26 - 29.5										
	COM	1310	Fabric	1352	1368	1385	1409	1434	1459	1484	1508	0.75 Yd.
	COL	1441	Leather	1658	1747	1849						12.75 Sq. Ft.
	11226	Mesh back with arms, jury base										
	in.	W 23 D 23.5 H 39.5 - 43 SH 17 - 20.5 AH 26 - 29.5										
	COM	1330	Fabric	1372	1388	1405	1429	1454	1479	1504	1528	0.75 Yd.
	COL	1463	Leather	1680	1769	1871						12.75 Sq. Ft.
	11236	Mesh back with arms, arm caps, jury base										
	in.	W 23 D 23.5 H 39.5 - 43 SH 17 - 20.5 AH 26 - 29.5										
	COM	1430	Fabric	1472	1488	1505	1529	1554	1579	1604	1628	0.75 Yd.
	COL	1573	Leather	1790	1879	1981						12.75 Sq. Ft.
	11246	Mesh back with arms with upholstered cap, jury base										
	in.	W 20 D 23.5 H 39.5 - 43 SH 17 - 20.5										
	COM	1340	Fabric	1423	1456	1489	1538	1588	1637	1687	1736	1.5 Yds.
	COL	1474	Leather	1908	2086	2290						25.5 Sq. Ft.
	11306	Upholstered back, armless, jury base										
	in.	W 23 D 23.5 H 39.5 - 43 SH 17 - 20.5 AH 26 - 29.5										
	COM	1410	Fabric	1493	1526	1559	1608	1658	1707	1757	1806	1.5 Yds.
	COL	1551	Leather	1985	2163	2367						25.5 Sq. Ft.
	11326	Upholstered back with arms, jury base										
	in.	W 23 D 23.5 H 39.5 - 43 SH 17 - 20.5 AH 26 - 29.5										
	COM	1430	Fabric	1513	1546	1579	1628	1678	1727	1777	1826	1.5 Yds.
	COL	1573	Leather	2007	2185	2389						25.5 Sq. Ft.
	11336	Upholstered back with arms, arm caps, jury base										
	in.	W 23 D 23.5 H 39.5 - 43 SH 17 - 20.5 AH 26 - 29.5										
	COM	1530	Fabric	1613	1646	1679	1728	1778	1827	1877	1926	1.5 Yds.
	COL	1683	Leather	2117	2295	2499						25.5 Sq. Ft.
	11346	Upholstered back with arms with upholstered cap, jury base										

To Order Specify

<input checked="" type="checkbox"/> 11 Aesync	<input type="checkbox"/>	<input type="checkbox"/>	<input checked="" type="checkbox"/> 6 Jury Base (Memory Return)	<input type="checkbox"/>	<input type="checkbox"/>	<input type="checkbox"/>	<input type="checkbox"/>
Product Name	Backrest	Arms		Carrier	Upholstered Arm Cap Options	Frame/Arm Finishes	Mesh Color
Product Number	<input checked="" type="checkbox"/> 2 Mesh	<input checked="" type="checkbox"/> 0 Armless		14 - Warm Grey 15 - Black 23 - Dark Grey	Rubber Stretch (black only) Gr. B Leather Selva	PA00 - Polished Aluminum PC00 - Nickel PC05 - Shale PC23 - Dark Grey PC24 - Warm Grey PC25 - White (+\$50) PC26 - Black (Satin) PC27 - Bronze Jury base available in black only.	AM140 - Barley AM141 - Khaki AM142 - Morel AM143 - Sprout AM144 - Asparagus AM145 - Sage AM146 - Sea AM147 - Platinum AM148 - Pacific AM149 - Silver
Fabric					Gr. C Faux Leather Berkshire California Collection Sustain		AM150 - Storm AM151 - Shield AM152 - Pepper AM153 - Squash AM154 - Tulip AM155 - Grape AM156 - Dark Chocolate AM157 - Bark AM158 - Black AM159 - Salt
Mesh		<input checked="" type="checkbox"/> 2 Arms			Gr. F Faux Leather Brisa Original		
Quantity	<input checked="" type="checkbox"/> 3 Upholstered				Gr. G Faux Leather Ultraleather Pro		
End User			<input checked="" type="checkbox"/> 3 Arms With Arm Cap				
			<input checked="" type="checkbox"/> 4 Arms with Upholstered Cap				

DESK, CONFERENCE AND TASK CHAIRS

EFFECTIVE SEPTEMBER 1, 2018

			Gr A	Gr B	Gr C	Gr D	Gr E	Gr F	Gr G			
COLLO Design E00S			5-star aluminum base is PA00. 5-star nylon base available in black, warm grey and dark grey. Soft wheel casters available for an upcharge of \$58. For all other construction details, color, finish and stain choices see page 6 or www.keilhauerpricelist.com . Keilhauer prices include freight. Please refer to Freight on page 4 or www.keilhauerpricelist.com for further details.									
	in.	W 27.5 D 27.5 H 32.5 - 37 SH 16.25 - 20.75										
	10174	COM 880 Fabric 977 1015 1054 1111 1169 1227 1285 1342 1.75 Yds.										
		COL 968 Leather 1474 1682 1920 29.75 Sq. Ft.										
Armless conference chair with horizontal stitch detail, 5-star nylon base												
	in.	W 27.5 D 27.5 H 32.5 - 37 SH 16.25 - 20.75										
	10175	COM 990 Fabric 1087 1125 1164 1221 1279 1337 1395 1452 1.75 Yds.										
		COL 1089 Leather 1595 1803 2041 29.75 Sq. Ft.										
Armless conference chair with horizontal stitch detail, 5-star aluminum base												
	in.	W 27.5 D 27.5 H 32.5 - 37 SH 16.25 - 20.75										
	10274	COM 810 Fabric 907 945 984 1041 1099 1157 1215 1272 1.75 Yds.										
		COL 891 Leather 1397 1605 1843 29.75 Sq. Ft.										
Armless conference chair with 5-star nylon base												
	in.	W 27.5 D 27.5 H 32.5 - 37 SH 16.25 - 20.75										
	10275	COM 910 Fabric 1007 1045 1084 1141 1199 1257 1315 1372 1.75 Yds.										
		COL 1001 Leather 1507 1715 1953 29.75 Sq. Ft.										
Armless conference chair with 5-star aluminum base												
	in.	W 27.5 D 27.5 H 32 - 36.5 SH 16.25 - 20.75 AH 24.5 - 29										
	10374	COM 1560 Fabric 1684 1734 1783 1857 1932 2006 2080 2154 2.25 Yds.										
		COL 1716 Leather 2367 2634 2940 38.25 Sq. Ft.										
Conference chair with arms, 5-star nylon base												
	in.	W 27.5 D 27.5 H 32 - 36.5 SH 16.25 - 20.75 AH 24.5 - 29										
	10375	COM 1660 Fabric 1784 1834 1883 1957 2032 2106 2180 2254 2.25 Yds.										
		COL 1826 Leather 2477 2744 3050 38.25 Sq. Ft.										
Conference chair with arms, 5-star aluminum base												

To Order Specify

Product Name
Product Number
Base Finish
Quantity
End User

10
Collo

Arm Option

7
Conference Chair

Base

Base Finish

Casters

1
Armless with Horizontal
Stitch Detail

4
5-Star Nylon Base

5-Star Nylon
Black - 15
Warm Grey - 14
Dark Grey - 23

R
Standard

2
Armless

5
5-Star Aluminum Base

5-star Aluminum
PA00

SOF

3
With Arms

Soft Wheel -
Upcharge \$58

Gr A Gr B Gr C Gr D Gr E Gr F Gr G Gr H

CONA

Black base in B01. For polished aluminum, specify PA00 add \$45; for softwheel casters, specify SOF add \$58.
 For all other construction details, color, finish and stain choices see page 6 or www.keilhauerpricelist.com.
 Keilhauer prices include freight. Please refer to [Freight](#) on page 4 or www.keilhauerpricelist.com for further details.



in.

W 26.25 D 27 H 37.75 - 40.5 SH 17.75 - 20.5 AH 25.5 - 28.25

COM	1560	Fabric	1684	1734	1783	1857	1932	2006	2080	2154	2.25 Yds.
COL	1716	Leather	2367	2634	2940						38.25 Sq. Ft.

1171

Mid-back executive conference chair

DESK, CONFERENCE AND TASK CHAIRS





EFFECTIVE SEPTEMBER 1, 2018

				Gr A	Gr B	Gr C	Gr D	Gr E	Gr F	Gr G	Gr H	
--	--	--	--	------	------	------	------	------	------	------	------	--

DANFORTH

Series 4700
Design Tom Deacon



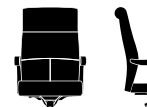

Shipped standard with black powder-coated cast aluminum base (B01); black urethane arm sleeves; carpet casters; "N" Normal seat depth (16.75), unless specified otherwise. For wood capped steel base add \$310, specify WB and stain; for wood arm sleeve add \$216 specify WA and stain; for soft-wheel casters specify SOF add \$58; for deep seat (17.75") specify D - no upcharge. For all other construction details, color, finish and stain choices see page 6 or www.keilhauerpricelist.com. Keilhauer prices include freight. Please refer to [Freight](#) on page 4 or www.keilhauerpricelist.com for further details.

	in.	W 26.25 D 27.25 H 39.5 - 42.5 SH 17.25 - 20.25 AH 27 - 30											
		COM	2060	Fabric	2225	2291	2357	2456	2555	2654	2753	2852	3 Yds.
		COL	2266	Leather	3133	3490	3898						51 Sq. Ft.
4762		Mid back, syncro-tilt, casters, pneumatic height adjustment, upholstered arm cap, urethane sleeve											
	in.	W 26.25 D 27.25 H 39.5 - 42.5 SH 17.25 - 20.25 AH 26.75 - 29.75											
		COM	1890	Fabric	2042	2102	2163	2253	2344	2435	2526	2616	2.75 Yds.
		COL	2079	Leather	2878	3207	3583						47 Sq. Ft.
4765		Mid back, syncro-tilt, casters, pneumatic height adjustment, urethane arm cap, urethane sleeve											
	in.	W 26.25 D 27.5 H 45.5 - 48.5 SH 17.25 - 20.25 AH 27 - 30											
		COM	2160	Fabric	2339	2411	2482	2589	2697	2804	2911	3018	3.25 Yds.
		COL	2376	Leather	3328	3720	4168						56 Sq. Ft.
4772		High back, syncro-tilt, casters, pneumatic height adjustment, upholstered arm cap, urethane sleeve											
	in.	W 26.25 D 27.5 H 45.5 - 48.5 SH 17.25 - 20.25 AH 26.75 - 29.75											
		COM	1990	Fabric	2155	2221	2287	2386	2485	2584	2683	2782	3 Yds.
		COL	2189	Leather	3056	3413	3821						51 Sq. Ft.
4775		High back, syncro-tilt, casters, pneumatic height adjustment, urethane arm cap, urethane sleeve											

DANFORTH

Series 4800
Design Tom Deacon

Shipped standard with black powder-coated cast aluminum base (B01); wood arm sleeves; carpet casters; "N" Normal seat depth (18.5), unless specified otherwise. For wood capped steel base add \$310, specify WB and stain; for soft-wheel casters specify SOF add \$58; for deep seat (19.5") specify D - no upcharge. For all other construction details, color, finish and stain choices see page 6 or www.keilhauerpricelist.com. Keilhauer prices include freight. Please refer to [Freight](#) on page 4 or www.keilhauerpricelist.com for further details.

	in.	W 27.25 D 27.5 H 39.5 - 42.5 SH 17.25 - 20.25 AH 27 - 30											
		COM	2430	Fabric	2595	2661	2727	2826	2925	3024	3123	3222	3 Yds.
		COL	2673	Leather	3540	3897	4305						51 Sq. Ft.
4862		Mid back, syncro-tilt, casters, pneumatic height adjustment, upholstered arm cap, wood sleeve											
	in.	W 27.25 D 27.5 H 39.5 - 42.5 SH 17.25 - 20.25 AH 26.75 - 29.75											
		COM	2260	Fabric	2412	2472	2533	2623	2714	2805	2896	2986	2.75 Yds.
		COL	2486	Leather	3285	3614	3990						47 Sq. Ft.
4865		Mid back, syncro-tilt, casters, pneumatic height adjustment, urethane arm cap, wood sleeve											
	in.	W 27.25 D 28 H 45.5 - 48.5 SH 17.25 - 20.25 AH 27 - 30											
		COM	2660	Fabric	2839	2911	2982	3089	3197	3304	3411	3518	3.25 Yds.
		COL	2926	Leather	3878	4270	4718						56 Sq. Ft.
4872		High back, syncro-tilt, casters, pneumatic height adjustment, upholstered arm cap, wood sleeve											
	in.	W 27.25 D 28 H 45.75 - 48.75 SH 17.25 - 20.25 AH 26.75 - 29.75											
		COM	2490	Fabric	2655	2721	2787	2886	2985	3084	3183	3282	3 Yds.
		COL	2739	Leather	3606	3963	4371						51 Sq. Ft.
4875		High back, syncro-tilt, casters, pneumatic height adjustment, urethane arm cap, wood sleeve											

To Order Specify



Wood Arm Sleeve/Wood Capped Base Stain Options

Product Name
Product Number
Upholstery
Stain Option
Quantity
End User










W20 - Custom Stain W25 - Walnut
W21 - Natural Maple W26 - Mahogany
W22 - Natural Cherry W27 - Solid Black
W23 - Medium Cherry W28 - Black Stain
W24 - Dark Cherry W30 - Honey

DESK, CONFERENCE AND TASK CHAIRS

EFFECTIVE SEPTEMBER 1, 2018

ELITE Design Ed Keilhauer

Shipped with black powder-coated cast aluminum base (B01), carpet casters, swivel/knee tilt mechanism, unless specified otherwise. For wood-capped steel base add \$310, specify WB and stain; for soft-wheel casters specify SOF add \$58. Swivel/tilt, pneumatic height adjustment "-4" subtract \$95 from list price. For all other construction details, color, finish and stain choices see page 6 or www.keilhauerpricelist.com. Keilhauer prices include freight. Please refer to [Freight](#) on page 4 or www.keilhauerpricelist.com for further details.

			Gr A	Gr B	Gr C	Gr D	Gr E	Gr F	Gr G	Gr H			
	in.	W 26.25 D 28.5 H 33 - 37 SH 17 - 21 AH 24.75 - 28.75											
		COM	1890	Fabric	2042	2102	2163	2253	2344	2435	2526	2616	2.75 Yds.
		COL	2079	Leather	2793	3087	3423						42 Sq. Ft.
	510-5	Low back, swivel/knee tilt, casters, pneumatic height adjustment, urethane arm											
	in.	W 26.25 D 29.5 H 42.5 - 46.5 SH 17 - 21 AH 24.75 - 28.75											
		COM	2090	Fabric	2255	2321	2387	2486	2585	2684	2783	2882	3 Yds.
		COL	2299	Leather	3234	3619	4059						55 Sq. Ft.
	511-5	High back, swivel/knee tilt, casters, pneumatic height adjustment, urethane arm											
	in.	W 26.25 D 30 H 36.75 - 40.75 SH 17 - 21 AH 24.75 - 28.75											
		COM	1990	Fabric	2142	2202	2263	2353	2444	2535	2626	2716	2.75 Yds.
		COL	2189	Leather	3005	3341	3725						48 Sq. Ft.
	517-5	Medium back, swivel/knee tilt, casters, pneumatic height adjustment, urethane arm											
	in.	W 25 D 28.5 H 33 - 37 SH 17 - 21 AH 24.75 - 28.75											
		COM	2090	Fabric	2269	2341	2412	2519	2627	2734	2841	2948	3.25 Yds.
		COL	2299	Leather	3149	3499	3899						50 Sq. Ft.
	580-5	Low back, swivel/knee tilt, casters, pneumatic height adjustment, fully upholstered closed arm											
	in.	W 25 D 29.5 H 42.5 - 46.5 SH 17 - 21 AH 24.75 - 28.75											
		COM	2290	Fabric	2483	2560	2637	2752	2868	2983	3099	3214	3.5 Yds.
		COL	2519	Leather	3556	3983	4471						61 Sq. Ft.
	581-5	High back, swivel/knee tilt, casters, pneumatic height adjustment, fully upholstered closed arm											
	in.	W 25 D 30 H 36.75 - 40.75 SH 17 - 21 AH 24.75 - 28.75											
		COM	2190	Fabric	2383	2460	2537	2652	2768	2883	2999	3114	3.5 Yds.
		COL	2409	Leather	3344	3729	4169						55 Sq. Ft.
	587-5	Medium back, swivel/knee tilt, casters, pneumatic height adjustment, fully upholstered closed arm											
	in.	W 26.5 D 28.5 H 33 - 37 SH 17 - 21 AH 24.75 - 28.75											
		COM	1990	Fabric	2142	2202	2263	2353	2444	2535	2626	2716	2.75 Yds.
		COL	2189	Leather	2903	3197	3533						42 Sq. Ft.
	590-5	Low back, swivel/knee tilt, casters, pneumatic height adjustment, upholstered open arm											
	in.	W 26.5 D 29.5 H 42.5 - 46.5 SH 17 - 21 AH 24.75 - 28.75											
		COM	2190	Fabric	2355	2421	2487	2586	2685	2784	2883	2982	3 Yds.
		COL	2409	Leather	3344	3729	4169						55 Sq. Ft.
	591-5	High back, swivel/knee tilt, casters, pneumatic height adjustment, upholstered open arm											
	in.	W 26.5 D 30 H 36.75 - 40.75 SH 17 - 21 AH 24.75 - 28.75											
		COM	2090	Fabric	2242	2302	2363	2453	2544	2635	2726	2816	2.75 Yds.
		COL	2299	Leather	3115	3451	3835						48 Sq. Ft.
	597-5	Medium back, swivel/knee tilt, casters, pneumatic height adjustment, upholstered open arm											

DESK, CONFERENCE AND TASK CHAIRS

EFFECTIVE SEPTEMBER 1, 2018

Gr A Gr B Gr C Gr D Gr E Gr F Gr G Gr H

FILO
Design E00S

Shipped standard with polished aluminum frame, black carrier and arms and Off Black mesh (QM001); carpet casters, unless specified otherwise. For soft-wheel casters specify SOF add \$58.
For all other construction details, color, finish and stain choices see page 6 or www.keilhauerpricelist.com.
Keilhauer prices include freight. Please refer to [Freight](#) on page 4 or www.keilhauerpricelist.com for further details.



in. W 25 D 25 H 35.5 - 40.5 SH 17 - 22 AH 25.75 - 30.75

1395

9411PA Conference chair with mesh back and seat - polished aluminum base

FILO U
Design E00S

Shipped standard with polished aluminum frame, black carrier and arms and Off Black mesh (QM001); carpet casters, unless specified otherwise. For soft-wheel casters specify SOF add \$58.
For all other construction details, color, finish and stain choices see page 6 or www.keilhauerpricelist.com.
Keilhauer prices include freight. Please refer to [Freight](#) on page 4 or www.keilhauerpricelist.com for further details.



in. W 25 D 25 H 35.5 - 40.5 SH 17 - 22 AH 25.75 - 30.75

COM	1425	Fabric	1467	1483	1500	1524	1549	1574	1599	1623	0.75 Yd.
-----	------	--------	------	------	------	------	------	------	------	------	----------

COL	1568	Leather	1785	1874	1976						12.75 Sq. Ft.
-----	------	---------	------	------	------	--	--	--	--	--	---------------

9421PA Conference chair - mesh back, upholstered seat, polished aluminum base

DESK, CONFERENCE AND TASK CHAIRS

EFFECTIVE SEPTEMBER 1, 2018







Gr A Gr B Gr C Gr D Gr E Gr F Gr G Gr H

JUNIOR Design Tom Deacon

Shipped standard with black nylon base (B08); "N" Normal Seat Depth (18"); carpet casters, unless specified otherwise. All other options please see individual descriptions. For soft-wheel casters specify SOF add \$58; for deep seat (19.5"), specify D - no upcharge; for stool option specify STOOL add \$240. For Polished Aluminum base, add \$95.

For all other construction details, color, finish and stain choices see page 6 or www.keilhauerpricelist.com.

Keilhauer prices include freight. Please refer to [Freight](#) on page 4 or www.keilhauerpricelist.com for further details.

	in.	W 25.5 D 26 H 43 - 47 SH 16 - 20										
	COM	920	Fabric	975	997	1019	1052	1085	1118	1151	1184	1 Yd.
	COL	1012	Leather	1301	1420	1556						17 Sq. Ft.
8560		Contour back armless										
	in.	W 26.5 D 26 H 43 - 47 SH 16 - 20 AH 25 - 31.75										
	COM	1115	Fabric	1170	1192	1214	1247	1280	1313	1346	1379	1 Yd.
	COL	1227	Leather	1516	1635	1771						17 Sq. Ft.
8561		Contour back adjustable arm with urethane cap										
	in.	W 26.5 D 26 H 43 - 47 SH 16 - 20 AH 25 - 31.75										
	COM	1195	Fabric	1278	1311	1344	1393	1443	1492	1542	1591	1.5 Yds.
	COL	1315	Leather	1672	1819	1987						21 Sq. Ft.
8562		Contour back adjustable arm with upholstered cap										
	in.	W 25.5 D 26 H 43 - 47 SH 16 - 20										
	COM	970	Fabric	1067	1105	1144	1201	1259	1317	1375	1432	1.75 Yds.
	COL	1067	Leather	1577	1787	2027						30 Sq. Ft.
8660		Contour back with upholstered back pad armless										
	in.	W 26.5 D 26 H 43 - 47 SH 16 - 20 AH 25 - 31.75										
	COM	1165	Fabric	1262	1300	1339	1396	1454	1512	1570	1627	1.75 Yds.
	COL	1282	Leather	1792	2002	2242						30 Sq. Ft.
8661		Contour back with upholstered back pad adjustable arm with urethane cap										
	in.	W 26.5 D 26 H 43 - 47 SH 16 - 20 AH 25 - 31.75										
	COM	1240	Fabric	1350	1394	1438	1504	1570	1636	1702	1768	2 Yds.
	COL	1364	Leather	1942	2180	2452						34 Sq. Ft.
8662		Contour back with upholstered back pad adjustable arm with upholstered cap										

To Order Specify

Product Name
Product Number
Seat Depth
Shell/Base Color
Fabric
Quantity
End User

8 Junior	<input type="checkbox"/> Back Option	6 Mid Back	<input type="checkbox"/> Arm Variation	<input type="checkbox"/> Seat Width	<input type="checkbox"/> Seat Depth	<input type="checkbox"/> Shell / Base Color
5 Contour Back	0 No Arms	2 Adjustable arm with upholstered cap	R Regular width	N Normal - 18"	B Black	
6 Contour Back With Upholstered Back Pad	1 Adjustable arm with urethane cap	6 Urethane recessed arm	D Deep - 19.5"			





DESK, CONFERENCE AND TASK CHAIRS

EFFECTIVE SEPTEMBER 1, 2018













Gr A Gr B Gr C Gr D Gr E Gr F Gr G Gr H

ORIGN
Design E00S

Base available in nylon or aluminum. For Nylon base, specify; 14 Warm Grey, 15 Black, or 23 Dark Grey. Aluminum base ships standard in PA00 Polished Aluminum. For bases finished in PC23 Dark Grey, PC24 Warm Grey, PC26 Black (Satin) or PC27 Bronze add \$100. Aluminum arms are available in PA00 Polished Aluminum, add \$100 for PC23 Dark Grey, PC24 Warm Grey, PC26 Black (Satin) or PC27 Bronze (excluding nylon base models 72124 and 72134). For soft-wheel casters specify SOF add \$58. For all other construction details, color, finish and stain choices see page 6 or www.keilhauerpricelist.com. Keilhauer prices include freight. Please refer to [Freight](#) on page 4 or www.keilhauerpricelist.com for further details.

	in.	W 24.75 D 22.25 H 36 - 40 SH 17.25 - 21.25 AH 24-28.5											
		COM	1390	Fabric	1473	1506	1539	1588	1638	1687	1737	1786	1.5 Yds.
		COL	1529	Leather	1946	2117	2313						24.5 Sq. Ft.
72124		Conference chair, aluminum arms with urethane arm caps and nylon base											
	in.	W 24.75 D 22.25 H 36 - 40 SH 17.25 - 21.25 AH 24-28.5											
		COM	1490	Fabric	1573	1606	1639	1688	1738	1787	1837	1886	1.5 Yds.
		COL	1639	Leather	2056	2227	2423						24.5 Sq. Ft.
72125		Conference chair, aluminum arms with urethane arm caps and aluminum base											
	in.	W 24.75 D 22.25 H 36 - 40 SH 17.25 - 21.25 AH 24-28.5											
		COM	1420	Fabric	1503	1536	1569	1618	1668	1717	1767	1816	1.5 Yds.
		COL	1562	Leather	1996	2174	2378						25.5 Sq. Ft.
72134		Conference chair, aluminum arms with upholstered arm caps and nylon base											
	in.	W 24.75 D 22.25 H 36 - 40 SH 17.25 - 21.25 AH 24-28.5											
		COM	1520	Fabric	1603	1636	1669	1718	1768	1817	1867	1916	1.5 Yds.
		COL	1672	Leather	2106	2284	2488						25.5 Sq. Ft.
72135		Conference chair, aluminum arms with upholstered arm caps and aluminum base											

To Order Specify

Product Name	Product Number	Fabric	Arm Option	Base Option	Nylon Base Finish	Aluminum Base Finish	Arm Finish	Quantity	End User
									
Untucked	Orign								
				14 - Warm Grey 15 - Black 23 - Dark Grey	PA00 - Polished Aluminum	Nylon Base PA00 - Polished Aluminum	Gr. A Leather Gabby Kenora		
		Urethane Cap	Nylon		Upcharge - \$100 PC23 - Dark Grey PC24 - Warm Grey PC26 - Black (Satin) PC27 - Bronze	Upcharge - \$100 PC23 - Dark Grey PC24 - Warm Grey PC26 - Black (Satin)	Gr. B Leather - Upcharge \$24 Selva		
						Aluminum Base PA00 - Polished Aluminum	Gr. C Leather - Upcharge \$32 Terra		
		Upholstered Cap	Aluminum			Upcharge - \$100 PC23 - Dark Grey PC24 - Warm Grey PC26 - Black (Satin) PC27 - Bronze	Gr. C Faux Leather California Collection Berkshire Sustain		
							Gr. F Faux Leather Brisa Original		
							Gr. G Faux Leather Ultraleather Pro		

* arms are aluminum and will either be PA00 or match powder coat/nylon on base





DESK, CONFERENCE AND TASK CHAIRS

EFFECTIVE SEPTEMBER 1, 2018

Gr A Gr B Gr C Gr D Gr E Gr F Gr G Gr H

REEVE
Design Patty Johnson

Shipped standard with carpet casters, unless specified otherwise. To order specify cover and any of these standard options if desired. For soft-wheel casters specify SOF add \$58; for upholstered arm sleeve specify SLEEVE add \$90. For all other construction details, color, finish and stain choices see page 6 or www.keilhauerpricelist.com. Keilhauer prices include freight. Please refer to [Freight](#) on page 4 or www.keilhauerpricelist.com for further details.

	in.	W 26 D 26 H 32 - 36 SH 16.25 - 20.25 AH 24.5 - 28.5											
		COM	1490	Fabric	1573	1606	1639	1688	1738	1787	1837	1886	1.5 Yds.
		COL	1639	Leather	2064	2239	2439						25 Sq. Ft.
	7201	Low back tilter, aluminum arm, aluminum base											
	in.	W 26 D 26 H 32 - 36 SH 16.25 - 20.25 AH 24.5 - 28.5											
		COM	1360	Fabric	1443	1476	1509	1558	1608	1657	1707	1756	1.5 Yds.
		COL	1496	Leather	1921	2096	2296						25 Sq. Ft.
	7203	Low back tilter, urethane arm, black nylon base											
	in.	W 26 D 27 H 35 - 39 SH 16.25 - 20.25 AH 24.5 - 28.5											
		COM	1520	Fabric	1617	1655	1694	1751	1809	1867	1925	1982	1.75 Yds.
		COL	1672	Leather	2182	2392	2632						30 Sq. Ft.
	7211	Mid back tilter, aluminum arm, aluminum nylon base											
	in.	W 26 D 27 H 35 - 39 SH 16.25 - 20.25 AH 24.5 - 28.5											
		COM	1390	Fabric	1487	1525	1564	1621	1679	1737	1795	1852	1.75 Yds.
		COL	1529	Leather	2039	2249	2489						30 Sq. Ft.
	7213	Mid back tilter, urethane arm, black nylon base											

DESK, CONFERENCE AND TASK CHAIRS

EFFECTIVE SEPTEMBER 1, 2018





Gr A Gr B Gr C Gr D Gr E Gr F Gr G Gr H

RESPONS

Series 700

Design Christen Sorensen

Shipped standard with black cast aluminum base (B01); "N" Normal Seat Depth (18"); carpet casters, unless specified otherwise. For wood capped steel base add \$310, specify B20 and stain; for soft-wheel casters specify SOF add \$58; for deep seat(19)", specify D - no upcharge; for recessed black urethane arm, specify R - no upcharge. For all other construction details, color, finish and stain choices see page 6 or www.keilhauerpricelist.com. Keilhauer prices include freight. Please refer to [Freight](#) on page 4 or www.keilhauerpricelist.com for further details.

	in.	W 24	D 25.5	H 38 - 41.75	SH 18.5 - 22.25	AH 25.25 - 29							
		COM	1830	Fabric	1954	2004	2053	2127	2202	2276	2350	2424	2.25 Yds.
		COL	2013	Leather	2574	2805	3069						33 Sq. Ft.
	762	Medium back, syncro-tilt, casters, pneumatic height adjustment, upholstered open arm											
		COM	1700	Fabric	1810	1854	1898	1964	2030	2096	2162	2228	2 Yds.
		COL	1870	Leather	2397	2614	2862						31 Sq. Ft.
	765	Medium back, syncro-tilt, casters, pneumatic height adjustment, urethane arm											
		COM	1900	Fabric	2038	2093	2148	2230	2313	2395	2478	2560	2.5 Yds.
		COL	2090	Leather	2753	3026	3338						39 Sq. Ft.
	772	High back, syncro-tilt, casters, pneumatic height adjustment, upholstered open arm											
		COM	1770	Fabric	1894	1944	1993	2067	2142	2216	2290	2364	2.25 Yds.
		COL	1947	Leather	2508	2739	3003						33 Sq. Ft.
	775	High back, syncro-tilt, casters, pneumatic height adjustment, urethane arm											

To Order Specify

Product Name

Product Number

Seat Depth

Base

Base Stain

Casters

Quantity

End User End User



Seat Depth



Base



Wood Base Stains



Casters



Normal 18"



Deep 19"

B01 - Black
PA00 - Polished Aluminum
Upcharge - \$310
B20 - Wood (Specify Stain)

W21 - Natural Maple
W22 - Natural Cherry
W23 - Medium Cherry
W24 - Dark Cherry
W25 - Walnut
W26 - Mahogany
W27 - Solid Black
W28 - Black Stain
W30 - Honey
W20 - Custom color (on Maple Veneer only)



Standard



Soft Wheel + \$58

DESK, CONFERENCE AND TASK CHAIRS

EFFECTIVE SEPTEMBER 1, 2018

Gr A Gr B Gr C Gr D Gr E Gr F Gr G Gr H

RESPONS

Series 800
Design Christen Sorensen

Shipped standard with black cast aluminum base (B01); "N" Normal Seat Depth (19"); carpet casters, unless specified otherwise. For wood capped steel base add \$310, specify B20 and stain; for soft-wheel casters add \$58, specify SOF; for deep seat (20.5"), specify D - no upcharge; for recessed black urethane arm, specify R - no upcharge. For all other construction details, color, finish and stain choices see page 6 or www.keilhauerpricelist.com. Keilhauer prices include freight. Please refer to [Freight](#) on page 4 or www.keilhauerpricelist.com for further details.

	in.	W 26 D 26.5 H 39 - 42.75 SH 17.75 - 22.5 AH 25.75 - 29.5										
	COM	2390	Fabric	2583	2660	2737	2852	2968	3083	3199	3314	3.5 Yds.
	COL	2629	Leather	3479	3829	4229						50 Sq. Ft.
862		Medium back, syncro-tilt, casters, pneumatic height adjustment, upholstered open arm										
	in.	W 26 D 26.5 H 39 - 42.75 SH 17.75 - 22.5 AH 25.75 - 29.5										
	COM	2260	Fabric	2425	2491	2557	2656	2755	2854	2953	3052	3 Yds.
	COL	2486	Leather	3234	3542	3894						44 Sq. Ft.
865		Medium back, syncro-tilt, casters, pneumatic height adjustment, urethane arm										
	in.	W 26 D 26.5 H 39 - 42.75 SH 17.75 - 22.5 AH 25.75 - 29.5										
	COM	2610	Fabric	2830	2918	3006	3138	3270	3402	3534	3666	4 Yds.
	COL	2871	Leather	3806	4191	4631						55 Sq. Ft.
868		Medium back, syncro-tilt, casters, pneumatic height adjustment, fully upholstered closed arm										
	in.	W 27 D 26 H 45.25 - 49 SH 19 - 22.75 AH 25.75 - 29.5										
	COM	2470	Fabric	2690	2778	2866	2998	3130	3262	3394	3526	4 Yds.
	COL	2717	Leather	3618	3989	4413						53 Sq. Ft.
872		High back, syncro-tilt, casters, pneumatic height adjustment, upholstered open arm										
	in.	W 27 D 25 H 44 - 49 SH 19 - 22.75 AH 24 - 29										
	COM	2340	Fabric	2533	2610	2687	2802	2918	3033	3149	3264	3.5 Yds.
	COL	2574	Leather	3424	3774	4174						50 Sq. Ft.
875		High back, syncro-tilt, casters, pneumatic height adjustment, urethane arm										
	in.	W 27 D 25 H 44 - 49 SH 19 - 22.75 AH 24 - 29										
	COM	2690	Fabric	2938	3037	3136	3284	3433	3581	3730	3878	4.5 Yds.
	COL	2959	Leather	3996	4423	4911						61 Sq. Ft.
878		High back, syncro-tilt, casters, pneumatic height adjustment, fully upholstered closed arm										

To Order Specify

Product Name
Product Number
Seat Depth
Base
Base Stain
Casters
Quantity
End User End User

Seat Depth

Base

Wood Base Stains

Casters

N
Normal 19"

B01 - Black
PA00 - Polished Aluminum
Upcharge - \$310
B20 - Wood (Specify Stain)

W21 - Natural Maple
W22 - Natural Cherry
W23 - Medium Cherry
W24 - Dark Cherry
W25 - Walnut
W26 - Mahogany
W27 - Solid Black
W28 - Black Stain
W30 - Honey
W20 - Custom color (on Maple Veneer only)

R
Standard

SOF
Soft Wheel + \$58

D
Deep 20.5"


DESK, CONFERENCE AND TASK CHAIRS

EFFECTIVE SEPTEMBER 1, 2018

Gr A Gr B Gr C Gr D Gr E Gr F Gr G Gr H






SGUIG
Design E00S


Shipped standard with dark grey nylon base and frame; carpet casters, and grey cover can unless specified otherwise. To order cover can translucent white, specify WHT. For polished aluminum base, specify PA add \$190. For soft-wheel casters specify SOF add \$58. For all other construction details, color, finish and stain choices see page 6 or www.keilhauerpricelist.com. Keilhauer prices include freight. Please refer to [Freight](#) on page 4 or www.keilhauerpricelist.com for further details.

	in.	W 26 D 26 H 40 - 46 SH 17 - 21 AH 23 - 30
	9921	Upholstered back, adjustable arm, syncro tilt - In Sguig textile

To Order Specify

Product Name
Product Number
Fabric Color
Back Pattern
Quantity
End User

 Fabric Color	 Back Pattern
2SG01 Ruby Fervor 2SG02 Black Verve 2SG03 Amber Delight 2SG04 Ginger Zest 2SG05 Mulberry Elan 2SG06 Orchid Vigor 2SG07 Sapphire Spirit 2SG08 Cobalt Cheer 2SG09 Mediterranean Vim 2SG10 Teal Zeal 2SG11 Green Apple Zing 2SG12 Pewter Joy	 Dot  Line  Squiggle

	in.	W 26 D 26 H 40 - 46 SH 17 - 21 AH 23 - 30
	COM	1395 Fabric 1478 1511 1544 1593 1643 1692 1742 1791 1.5 Yds.
	COL	1535 Leather 1960 2135 2335 25 Sq. Ft.
9921	Upholstered back, adjustable arm, syncro tilt	

DESK, CONFERENCE AND TASK CHAIRS

EFFECTIVE SEPTEMBER 1, 2018









Gr A Gr B Gr C Gr D Gr E Gr F Gr G Gr H

SIMPLE

Design Mark Kapka

Shipped standard with black nylon base, black fixed arms, black wishbone and carpet casters, unless specified otherwise. For polished aluminum base and wishbone for swivel-only mechanism, specify PA00 add \$160; for polished aluminum base for KT Knee tilt mechanism, specify PA00 add \$95; for knee-tilt specify KT add \$45; for soft-wheel casters specify SOF add \$58; for stool option with higher cylinder and foot ring specify STOOL add \$240; for black urethane adjustable arm add \$89, specify A suffix to product number.

For all other construction details, color, finish and stain choices see page 6 or www.keilhauerpricelist.com. Keilhauer prices include freight. Please refer to [Freight](#) on page 4 or www.keilhauerpricelist.com for further details.

Model	Gr A	Gr B	Gr C	Gr D	Gr E	Gr F	Gr G	Gr H				
 9310	in. W 21.5 D 21.25 H 38 SH 18											
	COM	800	Fabric	883	916	949	998	1048	1097	1147	1196	1.5 Yds.
	COL	880	Leather	1305	1480	1680						25 Sq. Ft.
Conference chair, upholstered armless, fixed height												
 9311	in. W 24.5 D 21.25 H 38 SH 18 AH 26.75											
	COM	880	Fabric	963	996	1029	1078	1128	1177	1227	1276	1.5 Yds.
	COL	968	Leather	1393	1568	1768						25 Sq. Ft.
Conference chair, upholstered with arms, fixed height												
 9312	in. W 21.5 D 21.25 H 37.25 - 41.5 SH 17.25 - 21.5											
	COM	800	Fabric	883	916	949	998	1048	1097	1147	1196	1.5 Yds.
	COL	880	Leather	1305	1480	1680						25 Sq. Ft.
Conference chair, upholstered armless, pneumatic height adjustment												
 9313	in. W 24.5 D 21.25 H 37.25 - 41.5 SH 17.25 - 21.5 AH 26 - 30.25											
	COM	880	Fabric	963	996	1029	1078	1128	1177	1227	1276	1.5 Yds.
	COL	968	Leather	1393	1568	1768						25 Sq. Ft.
Conference chair, upholstered with arms, pneumatic height adjustment												
 9320	in. W 21.5 D 21.25 H 38 SH 18											
	COM	775	Fabric	817	833	850	874	899	924	949	973	0.75 Yd.
	COL	853	Leather	1125	1237	1365						16 Sq. Ft.
Conference chair, mesh back armless, fixed height												
 9321	in. W 24.5 D 21.25 H 38 SH 18 AH 26.75											
	COM	855	Fabric	897	913	930	954	979	1004	1029	1053	0.75 Yd.
	COL	941	Leather	1213	1325	1453						16 Sq. Ft.
Conference chair, mesh back with arms, fixed height												
 9322	in. W 21.5 D 21.25 H 37.25 - 41.5 SH 17.25 - 21.5											
	COM	775	Fabric	817	833	850	874	899	924	949	973	0.75 Yd.
	COL	853	Leather	1125	1237	1365						16 Sq. Ft.
Conference chair, mesh back armless, pneumatic height adjustment												
 9323	in. W 25.5 D 25.5 H 37 - 41 SH 17.5 - 21.5 AH 26 - 30.5											
	COM	855	Fabric	897	913	930	954	979	1004	1029	1053	0.75 Yd.
	COL	941	Leather	1213	1325	1453						16 Sq. Ft.
Conference chair, mesh back with arms, pneumatic height adjustment												



Mesh Color

ME001 Black
ME002 Silver
ME003 White
ME004 Steel
ME005 Sandstone
ME006 Spice
ME007 Blue Ink

ME008 Red
ME009 Lupin
ME010 Amethyst
ME011 Ocean
ME012 Treemoss
ME013 Orange

To coordinate textiles with mesh colors, refer to Gr. C Vicolo







DESK, CONFERENCE AND TASK CHAIRS

EFFECTIVE SEPTEMBER 1, 2018

TOM

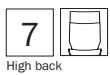
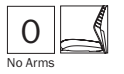
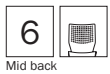
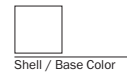
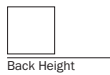
Series 9700
Design Tom Deacon

Shipped standard with black nylon base (B08), "N" Normal Seat Depth (19.5"), "R" Regular Seat Width (19"); carpet casters unless specified otherwise. For Polished Aluminum Base specify PA, add \$95, for soft-wheel casters specify SOF add \$58. For Deep Seat (20.5"), specify D - no upcharge, for Shallow Seat (18") Specify S - no upcharge. For Full Seat Width (20.5"), specify F - no upcharge. For stool option specify STOOL add \$240 (Not available on high back chairs). For all other construction details, color, finish and stain choices see page 6 or www.keilhauerpricelist.com. Keilhauer prices include freight. Please refer to [Freight](#) on page 4 or www.keilhauerpricelist.com for further details.

			Gr A	Gr B	Gr C	Gr D	Gr E	Gr F	Gr G	Gr H			
 9760	in.	W 26.5 D 26 H 37.5 - 43.5 SH 17.5 - 21.5											
		COM	1,090	Fabric	1200	1244	1288	1354	1420	1486	1552	1618	2 Yds.
		COL	1199	Leather	1709	1919	2159						30 Sq. Ft.
			Armless mid back, fully upholstered slim back										
 9761	in.	W 26.5 D 26 H 37.5 - 43.5 SH 17.5 - 21.5 AH 24 - 30.5											
		COM	1,290	Fabric	1400	1444	1488	1554	1620	1686	1752	1818	2 Yds.
		COL	1419	Leather	1929	2139	2379						30 Sq. Ft.
			Mid back, fully upholstered slim back, adjustable arm with urethane cap										
 9762	in.	W 26.5 D 26 H 37.5 - 43.5 SH 17.5 - 21.5 AH 24 - 30.5											
		COM	1,370	Fabric	1494	1544	1593	1667	1742	1816	1890	1964	2.25 Yds.
		COL	1507	Leather	2085	2323	2595						34 Sq. Ft.
			Mid back, fully upholstered slim back, adjustable arm with upholstered cap										
 9770	in.	W 26.25 D 26 H 44.5 - 50.5 SH 17.5 - 21.5											
		COM	1,245	Fabric	1369	1419	1468	1542	1617	1691	1765	1839	2.25 Yds.
		COL	1370	Leather	1999	2258	2554						37 Sq. Ft.
			Armless high back, fully upholstered slim back										
 9771	in.	W 26.25 D 26 H 44.5 - 50.5 SH 17.5 - 21.5 AH 24 - 30.5											
		COM	1,445	Fabric	1569	1619	1668	1742	1817	1891	1965	2039	2.25 Yds.
		COL	1590	Leather	2219	2478	2774						37 Sq. Ft.
			High back, fully upholstered slim back, adjustable arm with urethane cap										
 9772	in.	W 26.25 D 26 H 44.5 - 50.5 SH 17.5 - 21.5 AH 24 - 30.5											
		COM	1,525	Fabric	1663	1718	1773	1855	1938	2020	2103	2185	2.5 Yds.
		COL	1678	Leather	2341	2614	2926						39 Sq. Ft.
			High back, fully upholstered slim back, adjustable arm with upholstered cap										

To Order Specify

Product Name
Product Number
Seat Depth
Shell/Base Color
Fabric
Quantity
End User



DESK, CONFERENCE AND TASK CHAIRS

EFFECTIVE SEPTEMBER 1, 2018

Gr A Gr B Gr C Gr D Gr E Gr F Gr G Gr H

TOM

Series 9800
Design Tom Deacon

Shipped standard with black nylon base (B08), "N" Normal Seat Depth (19.5"), "R" Regular Seat Width (19"), carpet casters, unless specified otherwise. For Polished Aluminum Base specify PA, add \$95, for soft-wheel casters specify SOF add \$58. For Deep Seat (20.5"), specify D - no upcharge, for Shallow Seat (18") Specify S - no upcharge. For Full Seat Width (20.5"), specify F - no upcharge. For stool option specify STOOL add \$240 (not available on high back chairs).
For all other construction details, color, finish and stain choices see page 6 or www.keilhauerpricelist.com.
Keilhauer prices include freight. Please refer to [Freight](#) on page 4 or www.keilhauerpricelist.com for further details.

	in.	W 26.5	D 26	H 37.5 - 43	SH 17.5 - 21.25								
		COM	1485	Fabric	1637	1697	1758	1848	1939	2030	2121	2211	2.75 Yds.
		COL	1634	Leather	2382	2690	3042						44 Sq. Ft.
	9860	Armless mid back, fully upholstered border back											
		COM	1685	Fabric	1837	1897	1958	2048	2139	2230	2321	2411	2.75 Yds.
		COL	1854	Leather	2602	2910	3262						44 Sq. Ft.
	9861	Mid back, fully upholstered border back, adjustable arm with urethane cap											
		COM	1765	Fabric	1917	1977	2038	2128	2219	2310	2401	2491	2.75 Yds.
		COL	1942	Leather	2724	3046	3414						46 Sq. Ft.
	9862	Mid back, fully upholstered border back, adjustable arm with upholstered cap											
		COM	1635	Fabric	1814	1886	1957	2064	2172	2279	2386	2493	3.25 Yds.
		COL	1799	Leather	2649	2999	3399						50 Sq. Ft.
	9870	Armless high back, fully upholstered border back,											
		COM	1835	Fabric	2014	2086	2157	2264	2372	2479	2586	2693	3.25 Yds.
		COL	2019	Leather	2869	3219	3619						50 Sq. Ft.
	9871	High back, fully upholstered border back, adjustable arm with urethane cap											
		COM	1915	Fabric	2094	2166	2237	2344	2452	2559	2666	2773	3.25 Yds.
		COL	2107	Leather	3008	3379	3803						53 Sq. Ft.
	9872	High back, fully upholstered border back, adjustable arm with upholstered cap											

To Order Specify

Product Name
Product Number
Seat Depth
Shell/Base Color
Fabric
Quantity
End User

9 Tom	8 Fully Upholstered Border Back					
6 Mid back	0 No Arms	R Regular - 19"	S Shallow - 18"	B Black		
7 High back	1 Adjustable arm with urethane cap	F Full - 20.5"	N Normal - 19.5"	PA Polished Aluminum Upcharge \$95		
	2 Adjustable arm with upholstered cap		D Deep - 20.5"			









DESK, CONFERENCE AND TASK CHAIRS

EFFECTIVE SEPTEMBER 1, 2018

Gr A Gr B Gr C Gr D Gr E Gr F Gr G Gr H

UNITY

Shipped standard with carpet casters unless specified otherwise. For softwheel casters, specify SOF add \$58. For polished aluminum base, specify PA00 add \$45.
For all other construction details, color, finish and stain choices see page 6 or www.keilhauerpricelist.com.
Keilhauer prices include freight. Please refer to [Freight](#) on page 4 or www.keilhauerpricelist.com for further details.

	in.	W 27 D 23.75 H 41.5 - 47.5 SH 17.25 - 21.75 AH 26.25 - 30.75										
	COM	1580	Fabric	1690	1734	1778	1844	1910	1976	2042	2108	2 Yds.
	COL	1738	Leather	2316	2554	2826						34 Sq. Ft.
6961	Mid back chair with urethane arm caps											
	in.	W 27 D 23.75 H 41.5 - 47.5 SH 17.25 - 21.75 AH 26.25 - 30.75										
	COM	1660	Fabric	1784	1834	1883	1957	2032	2106	2180	2254	2.25 Yds.
	COL	1826	Leather	2477	2744	3050						38.25 Sq. Ft.
6962	Mid back chair with upholstered arm caps											
	in.	W 27 D 23.75 H 41.5 - 47.5 SH 17.25 - 21.75 AH 25.25 - 32.25										
	COM	1630	Fabric	1740	1784	1828	1894	1960	2026	2092	2158	2 Yds.
	COL	1793	Leather	2371	2609	2881						34 Sq. Ft.
6963	Mid back chair with adjustable arms, urethane arm caps											
	in.	W 27 D 23.75 H 41.5 - 47.5 SH 17.25 - 21.75 AH 25.25 - 32.25										
	COM	1710	Fabric	1834	1884	1933	2007	2082	2156	2230	2304	2.25 Yds.
	COL	1881	Leather	2532	2799	3105						38.25 Sq. Ft.
6964	Mid back chair with adjustable arms, upholstered arm caps											
	in.	W 27 D 23.75 H 47.75 - 53.75 SH 17.25 - 21.75 AH 26.25 - 30.75										
	COM	1780	Fabric	1904	1954	2003	2077	2152	2226	2300	2374	2.25 Yds.
	COL	1958	Leather	2609	2876	3182						38.25 Sq. Ft.
6971	High back chair with urethane arm caps											
	in.	W 27 D 23.75 H 47.75 - 53.75 SH 17.25 - 21.75 AH 26.25 - 30.75										
	COM	1860	Fabric	1998	2053	2108	2190	2273	2355	2438	2520	2.5 Yds.
	COL	2046	Leather	2769	3066	3406						42.5 Sq. Ft.
6972	High back chair with upholstered arm caps											
	in.	W 27 D 23.75 H 47.75 - 53.75 SH 17.25 - 21.75 AH 25.25 - 32.25										
	COM	1830	Fabric	1954	2004	2053	2127	2202	2276	2350	2424	2.25 Yds.
	COL	2013	Leather	2664	2931	3237						38.25 Sq. Ft.
6973	High back chair with adjustable arms, urethane arm caps											
	in.	W 27 D 23.75 H 47.75 - 53.75 SH 17.25 - 21.75 AH 25.25 - 32.25										
	COM	1910	Fabric	2048	2103	2158	2240	2323	2405	2488	2570	2.5 Yds.
	COL	2101	Leather	2824	3121	3461						42.5 Sq. Ft.
6974	High back chair with adjustable arms, upholstered arm caps											

To Order Specify

Product Name
Product Number
Base Finish
Arm Width
Fabric
Quantity
End User

69
Unity

Back Height

Arm Variation

Base Finish

6
Mid back

1
Fixed arm with urethane cap

3
Adjustable arm with urethane cap

B
Black

7
High back

2
Fixed arm with upholstered cap

4
Adjustable arm with upholstered cap

PA
Polished Aluminum
Add \$45

DESK, CONFERENCE AND TASK CHAIRS

EFFECTIVE SEPTEMBER 1, 2018







VANILLA

Series Mid-Back, Slim Line

Shipped standard with carpet casters and Regular seat depth (20.25") unless specified otherwise. For softwheel casters, specify SOF add \$58. For Shallow seat depth, specify S - 18.5" (no upcharge). For knee tilt, specify KT (no upcharge); for syncro tilt, specify ST add \$45; for black base, specify B (no upcharge); for polished aluminum base, specify PA00 add \$45.

For all other construction details, color, finish and stain choices see page 6 or www.keilhauerpricelist.com.

Keilhauer prices include freight. Please refer to [Freight](#) on page 4 or www.keilhauerpricelist.com for further details.

			Gr A	Gr B	Gr C	Gr D	Gr E	Gr F	Gr G	Gr H		
	in.	W 24.5 D 24.75 H 38 - 42 SH 16.75 - 20.75 AH 26.5 - 30.5										
	COM	1015	Fabric	1112	1150	1189	1246	1304	1362	1420	1477	1.75 Yds.
	COL	1117	Leather	1627	1837	2077						30 Sq. Ft.
5461		Mid back, slim line, urethane arm										
	in.	W 24.5 D 24.75 H 38 - 42 SH 16.75 - 20.75 AH 26.5 - 30.5										
	COM	1015	Fabric	1112	1150	1189	1246	1304	1362	1420	1477	1.75 Yds.
	COL	1117	Leather	1627	1837	2077						30 Sq. Ft.
5462		Mid back, slim line, polished aluminum arm										
	in.	W 24.5 D 24.75 H 38 - 42 SH 16.75 - 20.75 AH 26.5 - 30.5										
	COM	1185	Fabric	1282	1320	1359	1416	1474	1532	1590	1647	1.75 Yds.
	COL	1304	Leather	1814	2024	2264						30 Sq. Ft.
5463		Mid back, slim line, polished aluminum arm with upholstered sleeve										
	in.	W 24.5 D 24.75 H 38 - 42 SH 16.75 - 20.75 AH 26.5 - 30.5										
	COM	1115	Fabric	1239	1289	1338	1412	1487	1561	1635	1709	2.25 Yds.
	COL	1227	Leather	1873	2139	2443						38 Sq. Ft.
5464		Mid back, slim line, fully-upholstered arm										
	in.	W 24.5 D 24.75 H 38 - 42 SH 16.75 - 20.75 AH 25.75 - 29.75										
	COM	1115	Fabric	1212	1250	1289	1346	1404	1462	1520	1577	1.75 Yds.
	COL	1227	Leather	1737	1947	2187						30 Sq. Ft.
5465		Mid back, slim line, sloped polished aluminum arm with urethane cap										
	in.	W 24.5 D 24.75 H 38 - 42 SH 16.75 - 20.75 AH 25.75 - 29.75										
	COM	1185	Fabric	1282	1320	1359	1416	1474	1532	1590	1647	1.75 Yds.
	COL	1304	Leather	1814	2024	2264						30 Sq. Ft.
5466		Mid back, slim line, sloped polished aluminum arm with upholstered cap										

To Order Specify

Product Name
Product Number
Base Option
Tilt Option
Seat Depth
Fabric
Quantity
End User

5
Vanilla

4
Slim line

6
Mid back

Arm Variation

Upholstered Arm Cap Options

1
Urethane

4
Fully-upholstered arm

2
Polished aluminum

5
Sloped polished aluminum arm with urethane cap

3
Polished aluminum with upholstered sleeve

6
Sloped polished aluminum arm with upholstered cap

Gr. A Leather
Gaby
Kenora

Gr. B Leather
Selva

Gr. C Leather
Terra

Gr. C Faux Leather
Berkshire
California Collection
Sustain

Gr. F Faux Leather
Brisa Original

Gr. G Faux Leather
Ultraleather Pro

DESK, CONFERENCE AND TASK CHAIRS







EFFECTIVE SEPTEMBER 1, 2018

Gr A Gr B Gr C Gr D Gr E Gr F Gr G Gr H

VANILLA Series Low-Back, Border with Piping







Shipped standard with carpet casters and Regular seat depth (20.25") unless specified otherwise. For softwheel casters, specify SOF add \$58. For Shallow seat depth, specify S - 18.5" (no upcharge). For knee tilt, specify KT (no upcharge); for syncro tilt, specify ST add \$45; for black base, specify B (no upcharge); for polished aluminum base, specify PA00 add \$45.

For all other construction details, color, finish and stain choices see page 6 or www.keilhauerpricelist.com.
Keilhauer prices include freight. Please refer to [Freight](#) on page 4 or www.keilhauerpricelist.com for further details.

Model	Gr A	Gr B	Gr C	Gr D	Gr E	Gr F	Gr G	Gr H	Options			
5531 	in. W 24.5 D 23.75 H 35 - 39 SH 16.75 - 20.75 AH 26.5 - 30.5											
	COM	1115	Fabric	1225	1269	1313	1379	1445	1511	1577	1643	2 Yds.
	COL	1227	Leather	1805	2043	2315						34 Sq. Ft.
Low back, border with piping, urethane arm												
5532 	in. W 24.5 D 23.75 H 35 - 39 SH 16.75 - 20.75 AH 26.5 - 30.5											
	COM	1115	Fabric	1225	1269	1313	1379	1445	1511	1577	1643	2 Yds.
	COL	1227	Leather	1805	2043	2315						34 Sq. Ft.
Low back, border with piping, polished aluminum arm												
5533 	in. W 24.5 D 23.75 H 35 - 39 SH 16.75 - 20.75 AH 26.5 - 30.5											
	COM	1285	Fabric	1395	1439	1483	1549	1615	1681	1747	1813	2 Yds.
	COL	1414	Leather	1992	2230	2502						34 Sq. Ft.
Low back, border with piping, polished aluminum arm with upholstered sleeve												
5534 	in. W 24.5 D 23.75 H 35 - 39 SH 16.75 - 20.75 AH 26.5 - 30.5											
	COM	1215	Fabric	1339	1389	1438	1512	1587	1661	1735	1809	2.25 Yds.
	COL	1337	Leather	1988	2255	2561						38.25 Sq. Ft.
Low back, border with piping, fully-upholstered arm												
5535 	in. W 24.5 D 23.75 H 35 - 39 SH 16.75 - 20.75 AH 25.75 - 29.75											
	COM	1215	Fabric	1325	1369	1413	1479	1545	1611	1677	1743	2 Yds.
	COL	1337	Leather	1915	2153	2425						34 Sq. Ft.
Low back, border with piping, sloped polished aluminum arm with urethane cap												
5536 	in. W 24.5 D 23.75 H 35 - 39 SH 16.75 - 20.75 AH 25.75 - 29.75											
	COM	1285	Fabric	1395	1439	1483	1549	1615	1681	1747	1813	2 Yds.
	COL	1414	Leather	1992	2230	2502						34 Sq. Ft.
Low back, border with piping, sloped polished aluminum arm with upholstered cap												

To Order Specify

Product Name	<input type="checkbox"/> 5	<input type="checkbox"/> 5	<input type="checkbox"/> 3	<input type="checkbox"/>	<input type="checkbox"/>
Product Number	Vanilla	Border with Piping	Mid back	Arm Variation	Upholstered Arm Cap Options
Base Option					
Tilt Option					
Seat Depth					
Fabric					
Quantity					
End User					

<input type="checkbox"/> 1 	<input type="checkbox"/> 4 	Gr. A Leather Gaby Kenora
Urethane	Fully-upholstered arm	
<input type="checkbox"/> 2 	<input type="checkbox"/> 5 	Gr. B Leather Selva
Polished aluminum	Sloped polished aluminum arm with urethane cap	Gr. C Leather Terra
<input type="checkbox"/> 3 	<input type="checkbox"/> 6 	Gr. C Faux Leather Berkshire California Collection Sustain
Polished aluminum with upholstered sleeve	Sloped polished aluminum arm with upholstered cap	Gr. F Faux Leather Brisa Original
		Gr. G Faux Leather Ultra leather Pro

DESK, CONFERENCE AND TASK CHAIRS

EFFECTIVE SEPTEMBER 1, 2018

Gr A Gr B Gr C Gr D Gr E Gr F Gr G Gr H







VANILLA

Series Mid-Back, Border with Piping

Shipped standard with carpet casters and Regular seat depth (20.25") unless specified otherwise. For softwheel casters, specify SOF add \$58. For Shallow seat depth, specify S - 18.5" (no upcharge). For knee tilt, specify KT (no upcharge); for syncro tilt, specify ST add \$45; for black base, specify B (no upcharge); for polished aluminum base, specify PA00 add \$45.

For all other construction details, color, finish and stain choices see page 6 or www.keilhauerpricelist.com.

Keilhauer prices include freight. Please refer to [Freight](#) on page 4 or www.keilhauerpricelist.com for further details.

	in.	W 24.5	D 25.5	H 38.25 - 42.25	SH 16.75 - 20.75	AH 26.5 - 30.5							
		COM	1135	Fabric	1259	1309	1358	1432	1507	1581	1655	1729	2.25 Yds.
		COL	1249	Leather	1895	2161	2465						38 Sq. Ft.
	5561	Mid back, border with piping, urethane arm											
		COM	1135	Fabric	1259	1309	1358	1432	1507	1581	1655	1729	2.25 Yds.
		COL	1249	Leather	1895	2161	2465						38 Sq. Ft.
	5562	Mid back, border with piping, polished aluminum arm											
		COM	1305	Fabric	1429	1479	1528	1602	1677	1751	1825	1899	2.25 Yds.
		COL	1436	Leather	2082	2348	2652						38 Sq. Ft.
	5563	Mid back, border with piping, polished aluminum arm with upholstered sleeve											
		COM	1235	Fabric	1387	1447	1508	1598	1689	1780	1871	1961	2.75 Yds.
		COL	1359	Leather	2158	2487	2863						47 Sq. Ft.
	5564	Mid back, border with piping, fully-upholstered arm											
		COM	1235	Fabric	1359	1409	1458	1532	1607	1681	1755	1829	2.25 Yds.
		COL	1359	Leather	2005	2271	2575						38 Sq. Ft.
	5565	Mid back, border with piping, sloped polished aluminum arm with urethane cap											
		COM	1305	Fabric	1429	1479	1528	1602	1677	1751	1825	1899	2.25 Yds.
		COL	1436	Leather	2082	2348	2652						38 Sq. Ft.
	5566	Mid back, border with piping, sloped polished aluminum arm with upholstered cap											

To Order Specify

5
Vanilla

5
Border with Piping

6
Mid back

Arm Variation

Upholstered Arm Cap Options

Product Name
Product Number
Base Option
Tilt Option
Seat Depth
Fabric
Quantity
End User

1 
Urethane

4 
Fully-upholstered arm

Gr. A Leather
Gaby
Kenora

2 
Polished aluminum

5 
Sloped polished aluminum arm
with urethane cap

Gr. B Leather
Selva

Gr. C Leather
Terra

3 
Polished aluminum with
upholstered sleeve

6 
Sloped polished aluminum arm
with upholstered cap

Gr. C Faux Leather
Berkshire
California Collection
Sustain

Gr. F Faux Leather
Brisa Original

Gr. G Faux Leather
Ultraleather Pro

DESK, CONFERENCE AND TASK CHAIRS

EFFECTIVE SEPTEMBER 1, 2018

Gr A Gr B Gr C Gr D Gr E Gr F Gr G Gr H

VANILLA

Series High-Back, Border with Piping

Shipped standard with carpet casters and Regular seat depth (20.25") unless specified otherwise. For softwheel casters, specify SOF add \$58. For Shallow seat depth, specify S - 18.5" (no upcharge). For knee tilt, specify KT (no upcharge); for syncro tilt, specify ST add \$45; for black base, specify B (no upcharge); for polished aluminum base, specify PA00 add \$45.

For all other construction details, color, finish and stain choices see page 6 or www.keilhauerpricelist.com.

Keilhauer prices include freight. Please refer to [Freight](#) on page 4 or www.keilhauerpricelist.com for further details.

Model	Height	W	D	H	SH	AH	Gr A	Gr B	Gr C	Gr D	Gr E	Gr F	Gr G	Gr H	Options				
5571	in.	W 24.5 D 24.75 H 44.75 - 48.75 SH 16.75 - 20.75 AH 26.5 - 30.5						COM	1210	Fabric	1348	1403	1458	1540	1623	1705	1788	1870	2.5 Yds.
		COL	1331	Leather	2062	2363	2707												43 Sq. Ft.
		High back, border with piping, urethane arm																	
5572	in.	W 24.5 D 24.75 H 44.75 - 48.75 SH 16.75 - 20.75 AH 26.5 - 30.5						COM	1210	Fabric	1348	1403	1458	1540	1623	1705	1788	1870	2.5 Yds.
		COL	1331	Leather	2062	2363	2707												43 Sq. Ft.
		High back, border with piping, polished aluminum arm																	
5573	in.	W 24.5 D 24.75 H 44.75 - 48.75 SH 16.75 - 20.75 AH 26.5 - 30.5						COM	1380	Fabric	1518	1573	1628	1710	1793	1875	1958	2040	2.5 Yds.
		COL	1518	Leather	2249	2550	2894												43 Sq. Ft.
		High back, border with piping, polished aluminum arm with upholstered sleeve																	
5574	in.	W 24.5 D 24.75 H 44.75 - 48.75 SH 16.75 - 20.75 AH 26.5 - 30.5						COM	1310	Fabric	1475	1541	1607	1706	1805	1904	2003	2102	3 Yds.
		COL	1441	Leather	2291	2641	3041												50 Sq. Ft.
		High back, border with piping, fully-upholstered arm																	
5575	in.	W 24.5 D 24.75 H 44.75 - 48.75 SH 16.75 - 20.75 AH 25.75 - 29.75						COM	1310	Fabric	1448	1503	1558	1640	1723	1805	1888	1970	2.5 Yds.
		COL	1441	Leather	2172	2473	2817												43 Sq. Ft.
		High back, border with piping, sloped polished aluminum arm with urethane cap																	
5576	in.	W 24.5 D 24.75 H 44.75 - 48.75 SH 16.75 - 20.75 AH 25.75 - 29.75						COM	1380	Fabric	1518	1573	1628	1710	1793	1875	1958	2040	2.5 Yds.
		COL	1518	Leather	2249	2550	2894												43 Sq. Ft.
		High back, border with piping, sloped polished aluminum arm with upholstered cap																	

To Order Specify

Product Name
Product Number
Base Option
Tilt Option
Seat Depth
Fabric
Quantity
End User

5
Vanilla

5
Border with Piping

7
High back

Arm Variation

Upholstered Arm Cap Options

1
Urethane

4
Fully-upholstered arm

Gr. A Leather
Gaby
Kenora

2
Polished aluminum

5
Sloped polished aluminum arm with urethane cap

Gr. B Leather
Selva

3
Polished aluminum with upholstered sleeve

6
Sloped polished aluminum arm with upholstered cap

Gr. C Leather
Terra

Gr. C Faux Leather
Berkshire
California Collection
Sustain

Gr. F Faux Leather
Brisa Original

Gr. G Faux Leather
Ultraleather Pro

STOOLS

EFFECTIVE SEPTEMBER 1, 2018


Gr A Gr B Gr C Gr D Gr E Gr F Gr G Gr H


6C

Series 63000
Design Aaron Duke

Shipped standard with polished aluminum base and carpet casters, for softwheel casters, specify SOF and add \$58; Regular seat depth R (17.5"), for Shallow seat depth, specify S (16.5"). Seat available in 6C Knit, Keilhauer textiles and leathers, or COM, COL, COV. For seats upholstered in 6C knit, the COM price applies.

For all other construction details, color, finish and stain choices see page 6 or www.keilhauerpricelist.com. Keilhauer prices include freight. Please refer to [Freight](#) on page 4 or www.keilhauerpricelist.com for further details.

	in.	W 26.5 D 25 H 39 - 46.25 SH 21.25 - 28.5 AH 29.25 - 36.5										
	COM	835	Fabric	877	893	910	934	959	984	1009	1033	0.75 Yds.
	COL	919	Leather	1136	1225	1327						12.75 Sq. Ft.
63325	Low mesh back stool with loop arms and rocking tilt											

	in.	W 26.5 D 25 H 42 - 49.25 SH 21.25 - 28.5 AH 29.25 - 36.5										
	COM	855	Fabric	897	913	930	954	979	1004	1029	1053	0.75 Yds.
	COL	941	Leather	1158	1247	1349						12.75 Sq. Ft.
63625	Mid mesh back stool with loop arms and rocking tilt											

To Order Specify
Product Name
Product Number
Fabric
Mesh
Quantity
End User


63 6C	<input type="checkbox"/> Mesh Back Conference Stool	2 Loop Arms	5 Polished Aluminum Base	<input type="checkbox"/> Nylon Carrier/Arm Finishes 14 - Warm Grey 15 - Black	<input type="checkbox"/> Seat Depth	<input type="checkbox"/> 6C - Knit/Mesh Color
3 Low Back	6 Mid Back	R Regular 17.5"	S Shallow 16.5"	6M001 - Twilight 6M002 - Blueberry 6M003 - Teal 6M004 - Fiddlehead 6M005 - Tangerine 6M006 - Poppy 6M007 - Cashew 6M008 - Warm grey 6M009 - Black		


6C

Series 64000
Design Aaron Duke

Shipped standard with polished aluminum base and carpet casters, for softwheel casters, specify SOF and add \$58; Regular seat depth R (17.5"), for Shallow seat depth, specify S (16.5"). Seat available in 6C Knit, Keilhauer textiles and leathers, or COM, COL, COV. For seats upholstered in 6C knit, the COM price applies.

For all other construction details, color, finish and stain choices see page 6 or www.keilhauerpricelist.com. Keilhauer prices include freight. Please refer to [Freight](#) on page 4 or www.keilhauerpricelist.com for further details.

	in.	W 26.5 D 25 H 42 - 49.25 SH 21.25 - 28.5										
	COM	795	Fabric	837	853	870	894	919	944	969	993	0.75 Yds.
	COL	875	Leather	1092	1181	1283						12.75 Sq. Ft.
64205	Mid mesh back armless stool with adjustable-lumbar and rocking tilt											

	in.	W 26.5 D 25 H 42 - 49.25 SH 21.25 - 28.5 AH 28.75 - 38.5										
	COM	855	Fabric	897	913	930	954	979	1004	1029	1053	0.75 Yds.
	COL	941	Leather	1158	1247	1349						12.75 Sq. Ft.
64215	Mid mesh back stool with adjustable-lumbar, adjustable arms, rocking tilt											

To Order Specify
Product Name
Product Number
Fabric
Mesh
Quantity
End User









64 6C	2 Mesh Back Task Stool	<input type="checkbox"/> Arms	5 Polished Aluminum Base	<input type="checkbox"/> Nylon Carrier/Arm Finishes 14 - Warm Grey 15 - Black	<input type="checkbox"/> Seat Depth	<input type="checkbox"/> 6C - Knit/Mesh Color
0 Armless	1 Adjustable Arms	R Regular 17.5"	S Shallow 16.5"	6M001 - Twilight 6M002 - Blueberry 6M003 - Teal 6M004 - Fiddlehead 6M005 - Tangerine 6M006 - Poppy 6M007 - Cashew 6M008 - Warm Grey 6M009 - Black		

STOOLS

EFFECTIVE SEPTEMBER 1, 2018

AESYNC Design E00S

For soft-wheel casters specify SOF add \$58.
Powder coats available. For White Frame/Arm add \$50. For White Base add \$50. For both Base and Frame in White, add \$100.
For all other construction details, color, finish and stain choices see page 6 or www.keilhauerpricelist.com.
Keilhauer prices include freight. Please refer to [Freight](#) on page 4 or www.keilhauerpricelist.com for further details.

				Gr A	Gr B	Gr C	Gr D	Gr E	Gr F	Gr G	Gr H		
	in.	W 26.25 D 26.5 H 45 - 52.25 SH 22.5 - 29.75											
		COM	1305	Fabric	1347	1363	1380	1404	1429	1454	1479	1503	0.75 Yd.
		COL	1436	Leather	1653	1742	1844						12.75 Sq. Ft.
12205		Mesh back stool, armless, aluminum base											
	in.	W 26.25 D 26.5 H 45 - 52.25 SH 22.5 - 29.75 AH 31.5 - 38.25											
		COM	1375	Fabric	1417	1433	1450	1474	1499	1524	1549	1573	0.75 Yd.
		COL	1513	Leather	1730	1819	1921						12.75 Sq. Ft.
12225		Mesh back stool with arms, aluminum base											
	in.	W 26.25 D 26.5 H 45 - 52.25 SH 22.5 - 29.75 AH 31.5 - 38.25											
		COM	1395	Fabric	1437	1453	1470	1494	1519	1544	1569	1593	0.75 Yd.
		COL	1535	Leather	1752	1841	1943						12.75 Sq. Ft.
12235		Mesh back stool with arms, arm caps, aluminum base											
	in.	W 26.25 D 26.5 H 45 - 52.25 SH 22.5 - 29.75 AH 31.5 - 38.25											
		COM	1500	Fabric	1542	1558	1575	1599	1624	1649	1674	1698	0.75 Yd.
		COL	1650	Leather	1867	1956	2058						12.75 Sq. Ft.
12245		Mesh back stool with arms with upholstered cap, aluminum base											
	in.	W 26.25 D 26.5 H 45 - 52.25 SH 22.5 - 29.75											
		COM	1405	Fabric	1488	1521	1554	1603	1653	1702	1752	1801	1.5 Yds.
		COL	1546	Leather	1980	2158	2362						25.5 Sq. Ft.
12305		Upholstered back stool, armless, aluminum base											
	in.	W 26.25 D 26.5 H 45 - 52.25 SH 22.5 - 29.75 AH 31.5 - 38.25											
		COM	1475	Fabric	1558	1591	1624	1673	1723	1772	1822	1871	1.5 Yds.
		COL	1623	Leather	2057	2235	2439						25.5 Sq. Ft.
12325		Upholstered back stool with arms, aluminum base											
	in.	W 26.25 D 26.5 H 45 - 52.25 SH 22.5 - 29.75 AH 31.5 - 38.25											
		COM	1495	Fabric	1578	1611	1644	1693	1743	1792	1842	1891	1.5 Yds.
		COL	1645	Leather	2079	2257	2461						25.5 Sq. Ft.
12335		Upholstered back stool with arms, arm caps, aluminum base											
	in.	W 26.25 D 26.5 H 45 - 52.25 SH 22.5 - 29.75 AH 31.5 - 38.25											
		COM	1600	Fabric	1683	1716	1749	1798	1848	1897	1947	1996	1.5 Yds.
		COL	1760	Leather	2194	2372	2576						25.5 Sq. Ft.
12345		Upholstered back stool with arms with upholstered cap, aluminum base											

To Order Specify

Product Name	<input type="text" value="12"/>	<input type="text" value=""/>	<input type="text" value=""/>	<input type="text" value="5"/>	<input type="text" value=""/>	<input type="text" value=""/>	<input type="text" value=""/>	<input type="text" value=""/>	<input type="text" value=""/>
Product Number	Aesync	Backrest	Arms	Aluminum Base	Carrier	Upholstered Arm Cap Options	Frame/Arm Finishes	Base Finishes	Mesh Color
Fabric					14 - Warm Grey 15 - Black 23 - Dark Grey	Rubber Stretch (black only)	PA00 - Polished Aluminum PC00 - Nickel PC05 - Shale PC23 - Dark Grey PC24 - Warm Grey PC25 - White (+\$50) PC26 - Black (Satin) PC27 - Bronze	PA00 - Polished Aluminum PC00 - Nickel PC05 - Shale PC23 - Dark Grey PC24 - Warm Grey PC25 - White (+\$50) PC26 - Black (Satin) PC27 - Bronze	AM140 - Barley AM141 - Khaki AM142 - More AM143 - Sprout AM144 - Asparagus AM145 - Sage AM146 - Sea AM147 - Platinum AM148 - Pacific AM149 - Silver
Mesh	<input type="text" value="2"/>	<input type="text" value="0"/>	<input type="text" value="3"/>			Gr. B Leather Selva			AM150 - Storm AM151 - Shield AM152 - Pepper AM153 - Squash AM154 - Tulip AM155 - Grape AM156 - Dark Chocolate AM157 - Bark AM158 - Black AM159 - Sa47
Quantity	<input type="text" value="3"/>	<input type="text" value="2"/>	<input type="text" value="4"/>			Gr. C Faux Leather Berkshire California Collection Sustain			
End User	Upholstered	Arms	Arms with upholstered Cap			Gr. F Faux Leather Brisa Original			
						Gr. G Faux Leather Ultraleather Pro			

ALSO

Design Tom Deacon

For all other construction details, color, finish and stain choices see page 6 or www.keilhauerpricelist.com. Keilhauer prices include freight. Please refer to [Freight](#) on page 4 or www.keilhauerpricelist.com for further details.



in.

W 19.5 D 24 H 38.5 SH 25.5

680

3511

4 Leg armless counter stool, perforated contour seat & back



in.

W 18.5 D 24.5 H 43 SH 30

680

3512

4 Leg armless bar stool, perforated contour seat & back



in.

W 22.5 D 24 H 38.5 SH 25.5 AH 34.75

735

3514

4 Leg counter stool with arms, perforated contour seat & back



in.

W 22.5 D 24.5 H 43 SH 30 AH 38.75

735

3515

4 Leg bar stool with arms, perforated contour seat & back

To Order Specify

Product Name
Product Number
Frame Finish
Shell Color
Quantity
End User



PC00 - Nickel
PC01 - Onyx
PC05 - Shale
PC22 - Matte White
PC23 - Dark Grey
PC24 - Warm Grey
PC27 - Bronze

Solid Shells
02 Spring
09 Silver
11 Teal
12 Steel Blue
13 Titanium
14 Warm Grey
15 Black
17 Wet Sand

Translucent Shells
30 Frost
32 Soft Black
33 Navy
37 Ocean
39 Soft Yellow
41 Earth
50 Lime
52 Tomato

Solid Shells	Translucent Shells
01 Sun	34 Lilac
03 Grass	35 Lavender
04 Sky	36 Soft Plum
05 Crocus	38 Celery
06 Dusk	40 Cantaloupe
08 Pearl	42 Raspberry
10 Pale Green	44 Grape
16 White	46 Blueberry
18 Yellow	48 Turquoise
19 Orange	54 Orange
20 Espresso	56 Soft Spring
21 Turquoise	
22 Magenta	
24 Moss	
25 Red	





STOOLS

EFFECTIVE SEPTEMBER 1, 2018

Gr A Gr B Gr C Gr D Gr E Gr F Gr G Gr H

ALSO
CONTINUED
Design Tom Deacon

For all other construction details, color, finish and stain choices see page 6 or www.keilhauerpricelist.com.
Keilhauer prices include freight. Please refer to [Freight](#) on page 4 or www.keilhauerpricelist.com for further details.

	in.	W 19.5 D 24.5 H 38.5 SH 26.25											
		COM	735	Fabric	777	793	810	834	859	884	909	933	0.75 Yd.
		COL	809	Leather	945	1001	1065						8 Sq. Ft.
3521		4 Leg armless counter stool, upholstered seat, perforated contour back											
	in.	W 18.5 D 25 H 43 SH 30.75											
		COM	735	Fabric	777	793	810	834	859	884	909	933	0.75 Yd.
		COL	809	Leather	945	1001	1065						8 Sq. Ft.
3522		4 Leg armless bar stool, upholstered seat, perforated contour back											
	in.	W 22.5 D 24.5 H 38.5 SH 26.25 AH 34.75											
		COM	785	Fabric	827	843	860	884	909	934	959	983	0.75 Yd.
		COL	864	Leather	1000	1056	1120						8 Sq. Ft.
3524		4 Leg counter stool with arms, upholstered seat, perforated contour back											
	in.	W 22.5 D 25 H 43 SH 30.75 AH 38.75											
		COM	785	Fabric	827	843	860	884	909	934	959	983	0.75 Yd.
		COL	864	Leather	1000	1056	1120						8 Sq. Ft.
3525		4 Leg bar stool with arms, upholstered seat, perforated contour back											

To Order Specify

Product Name
Product Number
Frame Finish
Shell Color
Quantity
End User

<input type="checkbox"/> 3 Also	<input type="checkbox"/> 5 Perforated Contour Back	<input type="checkbox"/> 2 Upholstered Seat	<input type="checkbox"/>	<input type="checkbox"/>	<input type="checkbox"/>	<input type="checkbox"/>	<input type="checkbox"/>
<input type="checkbox"/> 1 Armless counter height stool	<input type="checkbox"/> 4 Counter height stool with arms	<input type="checkbox"/> 2 Armless bar stool	<input type="checkbox"/> 5 Bar stool with arms	PC00 - Nickel PC01 - Onyx PC05 - Shale PC22 - Matte White PC23 - Dark Grey PC24 - Warm Grey PC27 - Bronze	Solid Shells 02 Spring 09 Silver 11 Teal 12 Steel Blue 13 Titanium 14 Warm Grey 15 Black 17 Wet Sand	Translucent Shells 30 Frost 32 Soft Black 33 Navy 37 Ocean 39 Soft Yellow 41 Earth 50 Lime 52 Tomato	Additional Colors Available with 125 Minimum Quantity Solid Shells 01 Sun 03 Grass 04 Sky 05 Crocus 06 Dusk 08 Pearl 10 Pale Green 16 White 18 Yellow 19 Orange 20 Espresso 21 Turquoise 22 Magenta 24 Moss 25 Red Translucent Shells 34 Lilac 35 Lavender 36 Soft Plum 38 Celery 40 Cantaloupe 42 Raspberry 44 Grape 46 Blueberry 48 Turquoise 54 Orange 56 Soft Spring





STOOLS

EFFECTIVE SEPTEMBER 1, 2018

Gr A Gr B Gr C Gr D Gr E Gr F Gr G Gr H

ALSO
CONTINUED
Design Tom Deacon

For all other construction details, color, finish and stain choices see page 6 or www.keilhauerpricelist.com.
Keilhauer prices include freight. Please refer to [Freight](#) on page 4 or www.keilhauerpricelist.com for further details.

	in.	W 19.5 D 24.5 H 39.25 SH 26.25										
	COM	785	Fabric	840	862	884	917	950	983	1016	1049	1 Yd.
	COL	864	Leather	1085	1176	1280						13 Sq. Ft.
3621	4 Leg armless counter stool, upholstered seat & back											
	in.	W 18.5 D 25 H 43.5 SH 30.75										
	COM	785	Fabric	840	862	884	917	950	983	1016	1049	1 Yd.
	COL	864	Leather	1085	1176	1280						13 Sq. Ft.
3622	4 Leg armless bar stool, upholstered seat & back											
	in.	W 22.5 D 24.5 H 38.5 SH 26.25 AH 34.75										
	COM	835	Fabric	890	912	934	967	1000	1033	1066	1099	1 Yd.
	COL	919	Leather	1140	1231	1335						13 Sq. Ft.
3624	4 Leg counter stool with arms, upholstered seat & back											
	in.	W 22.5 D 25 H 43.5 SH 30.75 AH 38.75										
	COM	835	Fabric	890	912	934	967	1000	1033	1066	1099	1 Yd.
	COL	919	Leather	1140	1231	1335						13 Sq. Ft.
3625	4 Leg bar stool with arms, upholstered seat & back											

To Order Specify

Product Name
Product Number
Frame Finish
Shell Color
Quantity
End User

3
Also

6
Perforated
Contour Back

2
Upholstered Seat

Arm Variation

Frame Finishes

Standard Shell Colors

Additional Colors Available with 125
Minimum Quantity

1 
Armless counter
height stool

4 
Counter height
stool with arms

2 
Armless bar stool

5 
Bar stool with
arms

PC00 - Nickel
PC01 - Onyx
PC05 - Shale
PC22 - Matte White
PC23 - Dark Grey
PC24 - Warm Grey
PC27 - Bronze

Solid Shells
02 Spring
09 Silver
11 Teal
12 Steel Blue
13 Titanium
14 Warm Grey
15 Black
17 Wet Sand

Translucent Shells
30 Frost
32 Soft Black
33 Navy
37 Ocean
39 Soft Yellow
41 Earth
50 Lime
52 Tomato

Solid Shells
01 Sun
03 Grass
04 Sky
05 Crocus
06 Dusk
08 Pearl
10 Pale Green
16 White
18 Yellow
19 Orange
20 Espresso
21 Turquoise
22 Magenta
24 Moss
25 Red

Translucent Shells
34 Lilac
35 Lavender
36 Soft Plum
38 Celery
40 Cantaloupe
42 Raspberry
44 Grape
46 Blueberry
48 Turquoise
54 Orange
56 Soft Spring


STOOLS

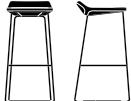
EFFECTIVE SEPTEMBER 1, 2018

Gr A Gr B Gr C Gr D Gr E Gr F Gr G Gr H

CAHOOTS Design E00S

Base finish is powder coat or chrome. Chrome upcharge - \$30. Ships standard with regular (carpet) glides unless specified otherwise.
For all other construction details, color, finish and stain choices see page 6 or www.keilhauerpricelist.com.
Keilhauer prices include freight. Please refer to [Freight](#) on page 4 or www.keilhauerpricelist.com for further details.

	in.	W 16 D 18.25 H 28 SH 26.25											
	9090	COM	870	Fabric	898	909	920	936	953	969	986	1002	0.5 Yd.
		COL	957	Leather	1102	1161	1229						8.5 Sq. Ft.
Counterstool													

	in.	W 16.25 D 18.5 H 33 SH 31.25											
	9091	COM	890	Fabric	918	929	940	956	973	989	1006	1022	0.5 Yd.
		COL	979	Leather	1124	1183	1251						8.5 Sq. Ft.
Barstool													

To Order Specify

Product Name
Product Number
Frame Finish
Glide Option
Upholstery
Quantity
End User



Frame Finishes

PC00 - Nickel
PC01 - Onyx
PC05 - Shale
PC23 - Dark Grey
PC24 - Warm Grey
PC25 - White
PC27 - Bronze
Chrome - Upcharge: \$30



Sled Base Glide Options

Regular Glides (for carpet)
Felt Glides (for hard floors)

STOOLS

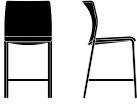



EFFECTIVE SEPTEMBER 1, 2018

Gr A Gr B Gr C Gr D Gr E Gr F Gr G Gr H

FLIT

Design Derek McLeod

Shipped standard with black urethane arm caps, unless specified otherwise. For chrome, add \$110.
 For all other construction details, color, finish and stain choices see page 6 or www.keilhauerpricelist.com.
 Keilhauer prices include freight. Please refer to [Freight](#) on page 4 or www.keilhauerpricelist.com for further details.

	in.	W 19.75 D 22.5 H 39 SH 25											
		COM	700	Fabric	728	739	750	766	783	799	816	832	0.5 Yd.
		COL	770	Leather	923	986	1058						9 Sq. Ft.
3811		Mesh back counter stool, armless											
	in.	W 19.75 D 22.5 H 42.5 SH 28.5											
		COM	700	Fabric	728	739	750	766	783	799	816	832	0.5 Yd.
		COL	770	Leather	923	986	1058						9 Sq. Ft.
3812		Mesh back bar stool, armless											
	in.	W 22 D 22.5 H 39 SH 25 AH 32.25											
		COM	740	Fabric	768	779	790	806	823	839	856	872	0.5 Yd.
		COL	814	Leather	967	1030	1102						9 Sq. Ft.
3814		Mesh back counter stool with arms											
	in.	W 22 D 22.5 H 42.5 SH 28.5 AH 35.75											
		COM	740	Fabric	768	779	790	806	823	839	856	872	0.5 Yd.
		COL	814	Leather	967	1030	1102						9 Sq. Ft.
3815		Mesh back bar stool with arms											

To Order Specify

Product Name
 Product Number
 Frame Finish
 Mesh Color
 Upholstery
 Quantity
 End User



Arm Option
 WA Wood Arm caps- Upcharge \$85
 Standard wood stains:
 W20 Custom Color
 W21 Natural Maple
 W22 Natural Cherry
 W23 Medium Cherry
 W24 Dark Cherry
 W25 Walnut
 W26 Mahogany
 W27 Solid Black
 W28 Black Stain
 W30 Honey



Frame Finishes
 PC00 - Nickel
 PC01 - Onyx
 PC05 - Shale
 PC23 - Dark Grey
 PC24 - Warm Grey
 PC25 - White
 PC27 - Bronze
 Chrome - Upcharge:
 Chair - \$60
 Stool \$110



Mesh Colors
 FT01 Black
 FT02 Espresso
 FT03 Atlantic
 FT04 Mushroom
 FT05 Scarlet
 FT06 Flamingo
 FT07 Wasabi
 FT08 Cactus
 FT09 Fog
 FT10 Iron
 FT11 Matterhorn

GYM

Design Andrew Jones

For all other construction details, color, finish and stain choices see page 6 or www.keilhauerpricelist.com.
Keilhauer prices include freight. Please refer to [Freight](#) on page 4 or www.keilhauerpricelist.com for further details.



in.

W **21.25** D **21.25** H **38.5** SH **25.75**

485

4502

Counter stool - armless



in.

W **21.5** D **22** H **42.5** SH **29.75**

485

4503

Bar stool - armless

To Order Specify

Product Name
Product Number

Frame Finish

Shell Color

Quantity

End User



Frame Finishes

PC00 - Nickel
PC01 - Onyx
PC05 - Shale
PC22 - Matte White
PC23 - Dark Grey
PC24 - Warm Grey
PC27 - Bronze
PN00 Nickel Plate or
Chrome - Upcharge:
Chair \$120
Stool \$215



Standard Shell Colors

Translucent Shells
30 Frost
31 Silver
32 Soft Black
33 Navy
37 Ocean
39 Soft Yellow
41 Earth
46 Blueberry
52 Tomato
54 Orange
56 Soft Spring



Additional Translucent Shell Colors
Available with 125 Minimum Quantity

Translucent Shells
34 Lilac
35 Lavender
36 Soft Plum
38 Celery
40 Cantaloupe
42 Raspberry
44 Grape
48 Turquoise
50 Lime

STOOLS

EFFECTIVE SEPTEMBER 1, 2018

Gr A Gr B Gr C Gr D Gr E Gr F Gr G Gr H

JUNIOR Design Tom Deacon

Shipped standard with Black base B08; for Polished Aluminum base specify PA00 add \$95, "N" Normal Seat Depth (18"); for deep seat (19.5") specify D - no upcharge. Carpet casters are standard; for soft-wheel casters specify SOF add \$58. For all other construction details, color, finish and stain choices see page 6 or www.keilhauerpricelist.com. Keilhauer prices include freight. Please refer to [Freight](#) on page 4 or www.keilhauerpricelist.com for further details.



in.

W 26.5 D 26 H 46 - 53 SH 21 - 28 AH 29 - 38.75

COM	1315	Fabric	1370	1392	1414	1447	1480	1513	1546	1579	1 Yd.
COL	1423	Leather	1712	1831	1967						17 Sq. Ft.

8561S

Stool with contour back and an adjustable arm with urethane cap

To Order Specify

Product Name
Product Number
Seat Depth
Shell Color
Fabric
Quantity
End User

8
Junior

Back Option

6
Mid Back

Arm Variation

Seat Width

Seat Depth

Shell Color

Base Option

5
Contour Back

1
Adjustable arm with urethane cap

R
Regular width

N
Normal - 18"

B
Black

Black Base - B (standard)
Upcharge \$95
Polished Aluminum Base - PA00

D
Deep - 19.5"









STOOLS

EFFECTIVE SEPTEMBER 1, 2018

Gr A Gr B Gr C Gr D Gr E Gr F Gr G Gr H

JUSKY

Base available in PA00 Polished Aluminum or Black Nylon. All models include tablet. Tablet arm matches base. Tablet surface is always black. Softwheel casters come standard unless otherwise specified. For all other construction details, color, finish and stain choices see page 6 or www.keilhauerpricelist.com. Keilhauer prices include freight. Please refer to [Freight](#) on page 4 or www.keilhauerpricelist.com for further details.

	in.	W 33.5 D 26 H 35 SW 16 SH 20 - 26.5												
		COM	1070											
15301		Stool with aluminum base, Siliform seat												
	in.	W 33.5 D 26 H 35 SW 16 SH 20 - 26.5												
		COM	1000											
15401		Stool with nylon base, Siliform seat												
	in.	W 33.5 D 26 H 35 SW 16 SH 20 - 26.5												
		COM	860	Fabric	888	899	910	926	943	959	976	992	0.5 Yd.	
		COL	946	Leather	1099	1162	1234							9 Sq. Ft.
15302		Stool with aluminum base, upholstered seat												
	in.	W 33.5 D 26 H 35 SW 16 SH 20 - 26.5												
		COM	790	Fabric	818	829	840	856	873	889	906	922	0.5 Yd.	
		COL	869	Leather	1022	1085	1157							9 Sq. Ft.
15402		Stool with nylon base, upholstered seat												
	in.	W 33.5 D 26 H 41 SW 16 SH 20 - 26.5												
		COM	1380	Fabric	1413	1427	1440	1460	1479	1499	1519	1539	0.6 Yd.	
		COL	1518	Leather	1688	1758	1838							10 Sq. Ft.
15311		Stool with back, aluminum base, Siliform seat												
	in.	W 33.5 D 26 H 41 SW 16 SH 20 - 26.5												
		COM	1310	Fabric	1343	1357	1370	1390	1409	1429	1449	1469	0.6 Yd.	
		COL	1441	Leather	1611	1681	1761							10 Sq. Ft.
15411		Stool with back, nylon base, Siliform seat												
	in.	W 33.5 D 26 H 41 SW 16 SH 20 - 26.5												
		COM	1180	Fabric	1246	1273	1299	1339	1378	1418	1458	1497	1.2 Yds.	
		COL	1298	Leather	1655	1802	1970							21 Sq. Ft.
15312		Stool with back, aluminum base, upholstered seat												
	in.	W 33.5 D 26 H 41 SW 16 SH 20 - 26.5												
		COM	1100	Fabric	1166	1193	1219	1259	1298	1338	1378	1417	1.2 Yds.	
		COL	1210	Leather	1567	1714	1882							21 Sq. Ft.
15412		Stool with back, nylon base, upholstered seat												

To Order Specify

15

Product Name
Product Number
Upholstery
Base Finish
Quantity
End User

Jusky



Base



Back



Seat



Siliform Color

3

Aluminum

0

No Back

1

Siliform

A

Azure

G

Grass

Q

Aquamarine

4

Nylon

1

Back

2

Upholstered

B

Black

O

Ochre

V

Vanilla

E

Espresso

P

Grape

STOOLS





EFFECTIVE SEPTEMBER 1, 2018

JUXTA

Design E00S

Available with PA00 Polished Aluminum or PC23 Dark Grey base. For tablet models, tablet arm matches base. Tablet surface is black urethane at no upcharge, Standard Laminate (\$300 upcharge) or Matte Laminate (\$345 upcharge). For softwheel casters, specify SOF add \$58.

For all other construction details, color, finish and stain choices see page 6 or www.keilhauerpricelist.com. Keilhauer prices include freight. Please refer to [Freight](#) on page 4 or www.keilhauerpricelist.com for further details.

				Gr A	Gr B	Gr C	Gr D	Gr E	Gr F	Gr G	Gr H	
	in.	W 29.25 D 29.25 H 16.5 SH 16.5										
	COM	960	Fabric	1015	1037	1059	1092	1125	1158	1191	1224	1 Yd.
	COL	1056	Leather	1345	1464	1600						17 Sq. Ft.
44140	Stool with 4-star base, glides											
	in.	W 28.5 D 28.5 H 17.25 SH 17.25										
	COM	980	Fabric	1035	1057	1079	1112	1145	1178	1211	1244	1 Yd.
	COL	1078	Leather	1367	1486	1622						17 Sq. Ft.
44150	Stool with 5-star base, casters											
	in.	W 40 D 29.25 H 25 SH 16.5										
	COM	1280	Fabric	1335	1357	1379	1412	1445	1478	1511	1544	1 Yd.
	COL	1408	Leather	1697	1816	1952						17 Sq. Ft.
44141	Stool with 4-star base with tablet, glides											
	in.	W 40 D 28.5 H 25.75 SH 17.25										
	COM	1300	Fabric	1355	1377	1399	1432	1465	1498	1531	1564	1 Yd.
	COL	1430	Leather	1719	1838	1974						17 Sq. Ft.
44151	Stool with 5-star base with tablet, casters											

To Order Specify

Product Name
Product Number
Upholstery
Base Finish
Quantity
End User

44
Juxta

1
Stool

Base

Base Finishes

Laminate Tablet

40

4-star Base, Glides

41

4-star Base, with Tablet, Glides

50

5-star Base, Casters

51

5-star Base with Tablet, Casters

PA00 - Polished Aluminum
PC23 - Dark Grey

Standard Laminates - \$300 Upcharge

Lam11 - Manitoba Maple*
Lam12 - Monticello Maple
Lam13 - Forthill Pear
Lam17 - Xanadu
Lam18 - Studio Teak
Lam22 - Walnut Heights
Lam31 - Designer White*
Lam32 - Antique White*
Lam33 - Alabaster
Lam34 - Haze
Lam35 - Slate Grey*
Lam36 - Dove Grey*
Lam37 - North Sea*
Lam39 - Crisp Linen
Lam41 - Cosmic Strandz
Lam42 - Vapor Strandz
909 - Black
Lam84 - Biltmore Cherry*
Lam85 - Hampton Walnut*
Lam86 - Montana Walnut*
Lam87 - Cafelle*
Lam89 - Empire Mahogany*
* Matte Finish

*Tablet is LSC - straight laminate edge with corresponding laminate edge band

Matte Laminates - \$345 Upcharge

Lam61 - Bianco Kos
Lam62 - Bianco Malé
Lam63 - Grigio Efeso
Lam64 - Beige Luxor
Lam65 - Rosa Colorado**
Lam66 - Castoro Ottawa
Lam67 - Grigio Londra**
Lam68 - Grigio Bromo
Lam69 - Blu Delft**
Lam70 - Nero Ingo
Lam71 - Titanio Doha
Lam72 - Zinco Doha
Lam73 - Bronzo Doha
Lam74 - Piombo Doha
** Black Edge Band Only

*Tablet is LSMC - Straight laminate edge with corresponding laminate edge band

STOOLS









EFFECTIVE SEPTEMBER 1, 2018

JUXTA Design E00S

4-star and 5-star stools available in PA00 Polished Aluminum or PC23 Dark Grey. 4-leg stools available in PC00 Nickel, PC01 Onyx, PC05 Shale, PC23 Dark Grey, PC24 Warm Grey, PC25 White, PC27 Bronze, or chrome (for chrome add \$30). For softwheel casters, specify SOF add \$58.

For all other construction details, color, finish and stain choices see page 6 or www.keilhauerpricelist.com.





Keilhauer prices include freight. Please refer to [Freight](#) on page 4 or www.keilhauerpricelist.com for further details.

				Gr A	Gr B	Gr C	Gr D	Gr E	Gr F	Gr G	Gr H	
	in.	W 18.5 D 20 H 35.5 SH 25										
	COM	1360	Fabric	1429	1457	1484	1525	1567	1608	1649	1690	1.25 Yds.
	COL	1496	Leather	1858	2006	2176						21.25 Sq. Ft.
46612	Low back armless, 4-leg counter stool											
	in.	W 18.5 D 20 H 40.5 SH 30										
	COM	1390	Fabric	1459	1487	1514	1555	1597	1638	1679	1720	1.25 Yds.
	COL	1529	Leather	1891	2039	2209						21.25 Sq. Ft.
46613	Low back armless, 4-leg bar stool											
	in.	W 29.25 D 29.25 H 35.5 SH 25										
	COM	1690	Fabric	1759	1787	1814	1855	1897	1938	1979	2020	1.25 Yds.
	COL	1859	Leather	2221	2369	2539						21.25 Sq. Ft.
46642	Low back armless, 4-star counter stool with ring, glides											
	in.	W 29.25 D 29.25 H 40.5 SH 30										
	COM	1720	Fabric	1789	1817	1844	1885	1927	1968	2009	2050	1.25 Yds.
	COL	1892	Leather	2254	2402	2572						21.25 Sq. Ft.
46643	Low back armless, 4-star bar stool with ring, glides											
	in.	W 28.5 D 28.5 H 35.5 SH 25										
	COM	1720	Fabric	1789	1817	1844	1885	1927	1968	2009	2050	1.25 Yds.
	COL	1892	Leather	2254	2402	2572						21.25 Sq. Ft.
46652	Low back armless, 5-star counter stool with ring, casters											
	in.	W 28.5 D 28.5 H 40.5 SH 30										
	COM	1750	Fabric	1819	1847	1874	1915	1957	1998	2039	2080	1.25 Yds.
	COL	1925	Leather	2287	2435	2605						21.25 Sq. Ft.
46653	Low back armless, 5-star bar stool with ring, casters											
	in.	W 20.25 D 20.25 H 25 SH 25										
	COM	920	Fabric	962	978	995	1019	1044	1069	1094	1118	0.75 Yd.
	COL	1012	Leather	1229	1318	1420						12.75 Sq. Ft.
46712	4-leg counter stool											
	in.	W 20.25 D 20.25 H 30 SH 30										
	COM	960	Fabric	1002	1018	1035	1059	1084	1109	1134	1158	0.75 Yd.
	COL	1056	Leather	1273	1362	1464						12.75 Sq. Ft.
46713	4-leg bar stool											

STOOLS

EFFECTIVE SEPTEMBER 1, 2018

JUXTA Design E00S

				Gr A	Gr B	Gr C	Gr D	Gr E	Gr F	Gr G	Gr H			
 46742	in.	W 29.25 D 29.25 H 25 SH 25	COM	1290	Fabric	1332	1348	1365	1389	1414	1439	1464	1488	0.75 Yd.
			COL	1419	Leather	1636	1725	1827						12.75 Sq. Ft.
				4-star counter stool with ring, glides										
 46743	in.	W 29.25 D 29.25 H 30 SH 30	COM	1320	Fabric	1362	1378	1395	1419	1444	1469	1494	1518	0.75 Yd.
			COL	1452	Leather	1669	1758	1860						12.75 Sq. Ft.
				4-star bar stool with ring, glides										
 46752	in.	W 28.5 D 28.5 H 25 SH 25	COM	1310	Fabric	1352	1368	1385	1409	1434	1459	1484	1508	0.75 Yd.
			COL	1441	Leather	1658	1747	1849						12.75 Sq. Ft.
				5-star counter stool with ring, casters										
 46753	in.	W 28.5 D 28.5 H 30 SH 30	COM	1340	Fabric	1382	1398	1415	1439	1464	1489	1514	1538	0.75 Yd.
			COL	1474	Leather	1691	1780	1882						12.75 Sq. Ft.
				5-star bar stool with ring, casters										

To Order Specify

Product Name
Product Number
Upholstery
Base Finish
Quantity
End User

46

Juxta

Chair Style

Base

6

Low Back
Armless Stool

7

Stool

12

4-leg Counter Stool

13

4-leg Bar Stool

43

4-star Bar
Stool with
Ring, Glides

52

5-star Counter
Stool with
Ring, Casters

42

4-star Counter Stool
with Ring, Glides

53

5-star Bar
Stool with
Ring, Casters

Base Finishes











PA00 - Polished Aluminum
PC23 - Dark Grey

Base Finishes (4-leg)

PC00 - Nickel
PC01 - Onyx
PC05 - Shale
PC23 - Dark Grey
PC24 - Warm Grey
PC25 - White
PC27 - Bronze
Chrome (add \$30)

STOOLS



EFFECTIVE SEPTEMBER 1, 2018

			Gr A	Gr B	Gr C	Gr D	Gr E	Gr F	Gr G	Gr H	
LOON		For chrome add \$100.									
Design Tom Deacon		For all other construction details, color, finish and stain choices see page 6 or www.keilhauerpricelist.com . Keilhauer prices include freight. Please refer to Freight on page 4 or www.keilhauerpricelist.com for further details.									
	in.	W 20 D 22.75 H 40 SH 25									
		680									
	1711	Armless counter stool, molded nylon seat and back									
	in.	W 20.5 D 22.75 H 45 SH 30									
		680									
	1712	Armless bar stool, molded nylon seat and back									
	in.	W 24.75 D 22.75 H 40 SH 25 AH 34									
		735									
	1714	Counter stool with arms, molded nylon seat and back									
	in.	W 24.75 D 22.75 H 45 SH 30 AH 40									
		735									
	1715	Bar stool with arms, molded nylon seat and back									
	in.	W 20 D 22.75 H 40 SH 25									
		COM 735 Fabric 777 793 810 834 859 884 909 933 0.75 Yd.									
		COL 809 Leather 1030 1121 1225 12.75 Sq. Ft.									
	1721	Armless counterstool, upholstered seat, molded nylon back									
	in.	W 20 D 22.75 H 45 SH 30									
		COM 735 Fabric 777 793 810 834 859 884 909 933 0.75 Yd.									
		COL 809 Leather 1030 1121 1225 12.75 Sq. Ft.									
	1722	Armless barstool, upholstered seat, molded nylon back									
	in.	W 24.75 D 22.75 H 40 SH 25 AH 34									
		COM 785 Fabric 827 843 860 884 909 934 959 983 0.75 Yd.									
		COL 864 Leather 1085 1176 1280 12.75 Sq. Ft.									
	1724	Counter stool with arms, upholstered seat, molded nylon back									
	in.	W 24.75 D 22.75 H 45 SH 30 AH 40									
		COM 785 Fabric 827 843 860 884 909 934 959 983 0.75 Yd.									
		COL 864 Leather 1085 1176 1280 12.75 Sq. Ft.									
	1725	Bar stool with arms, upholstered seat, molded nylon back									
	in.	W 20 D 22.75 H 40 SH 25									
		COM 785 Fabric 840 862 884 917 950 983 1016 1049 1 Yd.									
		COL 864 Leather 1153 1272 1408 17 Sq. Ft.									
	1731	Armless counterstool, upholstered seat and upholstered back pad									
	in.	W 20.5 D 22.75 H 45 SH 30									
		COM 785 Fabric 840 862 884 917 950 983 1016 1049 1 Yd.									
		COL 864 Leather 1153 1272 1408 17 Sq. Ft.									
	1732	Armless barstool, upholstered seat and upholstered back pad									

STOOLS

EFFECTIVE SEPTEMBER 1, 2018

LOON Design Tom Deacon

				Gr A	Gr B	Gr C	Gr D	Gr E	Gr F	Gr G	Gr H	
	in.	W 24.75 D 22.75 H 40 SH 25 AH 34										
	COM	835	Fabric	890	912	934	967	1000	1033	1066	1099	1 Yd.
	COL	919	Leather	1208	1327	1463						17 Sq. Ft.
	1734	Counterstool with arms, upholstered seat and upholstered back pad										
	in.	W 24.75 D 22.75 H 45 SH 30 AH 40										
	COM	835	Fabric	890	912	934	967	1000	1033	1066	1099	1 Yd.
	COL	919	Leather	1208	1327	1463						17 Sq. Ft.
	1735	Barstool with arms, upholstered seat and upholstered back pad										

To Order Specify

Product Name
Product Number
Frame Color



Frame Color



Standard Shell Colors



Additional Colors Available
with 125 Minimum Quantity

Shell Color
Quantity
End User

PC00 - Nickel
PC01 - Onyx
PC05 - Shale
PC21 - Matte Black
PC22 - Matte White
PC23 - Dark Grey
PC24 - Warm Grey
PC27 - Bronze
Chrome - Upcharge \$100

Solid Shells
02 Spring
12 Steel Blue
13 Titanium
14 Warm Grey
15 Black
16 White
17 Wet Sand
19 Orange
25 Red






Solid Shells
01 Sun
03 Grass
04 Sky
05 Crocus
06 Dusk
08 Pearl
09 Silver
10 Pale Green
11 Teal
18 Yellow
20 Espresso
21 Turquoise
22 Magenta
24 Moss

STOOLS

EFFECTIVE SEPTEMBER 1, 2018

PONDER Design E00S

Sled base and steel bracket for wood leg chairs available in PC00 Nickel, PC01 Onyx, PC05 Shale, PC23 Dark Grey, PC24 Warm Grey, PC25 White, PC27 Bronze or Chrome for a \$50 upcharge. 4-leg wood base is Ash and available in 10 stains. Models 68753, 68763 and 68773 ship standard with regular (carpet) glides unless specified otherwise. For all other construction details, color, finish and stain choices see page 6 or www.keilhauerpricelist.com. Keilhauer prices include freight. Please refer to [Freight](#) on page 4 or www.keilhauerpricelist.com for further details.

				Gr A	Gr B	Gr C	Gr D	Gr E	Gr F	Gr G	Gr H		
	in.	W 20 D 19 H 29.5 SH 24.75											
		COM	1270	Fabric	1339	1367	1394	1435	1477	1518	1559	1600	1.25 Yds.
		COL	1397	Leather	1759	1907	2077						21.25 Sq. Ft.
68752		Counter stool with 4-leg wood base											
	in.	W 20 D 19 H 29.75 SH 25											
		COM	940	Fabric	1009	1037	1064	1105	1147	1188	1229	1270	1.25 Yds.
		COL	1034	Leather	1396	1544	1714						21.25 Sq. Ft.
68753		Counter stool with sled base											
	in.	W 20 D 19 H 34.5 SH 29.75											
		COM	1290	Fabric	1359	1387	1414	1455	1497	1538	1579	1620	1.25 Yds.
		COL	1419	Leather	1781	1929	2099						21.25 Sq. Ft.
68762		Bar stool with 4-leg wood base											
	in.	W 20 D 19 H 34.75 SH 30											
		COM	960	Fabric	1029	1057	1084	1125	1167	1208	1249	1290	1.25 Yds.
		COL	1056	Leather	1418	1566	1736						21.25 Sq. Ft.
68763		Bar stool with sled base											
	in.	W 24.5 D 16.5 H 16.25 SH 16											
		COM	800	Fabric	869	897	924	965	1007	1048	1089	1130	1.25 Yds.
		COL	880	Leather	1242	1390	1560						21.25 Sq. Ft.
68773		Ottoman - sled base only											

To Order Specify

Product Name	<input type="checkbox"/> 68	<input type="checkbox"/> 7	<input type="checkbox"/>	<input type="checkbox"/>	<input type="checkbox"/>	<input type="checkbox"/>	<input type="checkbox"/>	<input type="checkbox"/>
Product Number	Hangout	Ponder	Stool Height	Base	Wood Leg Ash Stains	Wood Leg Steel Bracket	Sled Base Finishes	Sled Base Glide Options
Back Option								
Base Option								
Finish Option								
Glide Option								
Quantity								
End User								

<input type="checkbox"/> 5	<input type="checkbox"/> 2	AHM - Midnight	PC00 - Nickel	PC00 - Nickel	R - Regular Glides (for carpet)
Counter	Wood 4-leg	AHS - Snow	PC01 - Onyx	PC01 - Onyx	F - Felt Glides (for hard floors)
		AHB - Blue	PC05 - Shale	PC05 - Shale	
		AHP - Pink	PC23 - Dark Grey	PC23 - Dark Grey	
		AHY - Yellow	PC24 - Warm Grey	PC24 - Warm Grey	
		AHC - Chartreuse	PC25 - White	PC25 - White	
		AHG - Dark Grey	PC27 - Bronze	PC27 - Bronze	
		AHF - Fog	Chrome - Upcharge \$50	Chrome - Upcharge \$50	
		AHN - Natural Ash			
		AHW - Walnut on Ash			





STOOLS

EFFECTIVE SEPTEMBER 1, 2018

Gr A Gr B Gr C Gr D Gr E Gr F Gr G Gr H

RUBEN
Design Mark Kapka

Available in Walnut or Ash; ash bases are available in 10 stains. Ships standard with metal foot rail.
For all other construction details, color, finish and stain choices see page 6 or www.keilhauerpricelist.com.
Keilhauer prices include freight. Please refer to [Freight](#) on page 4 or www.keilhauerpricelist.com for further details.

	in.	W 21.25 D 21.5 H 39.5 SH 25.75										
		COM	1722	Fabric	1805	1838	1871	1920	1970	2019	2069	2118
6883	Ash counter stool	COL	1895	Leather	2329	2507	2711					25.5 Sq. Ft.
	in.	W 21.25 D 21.5 H 39.5 SH 25.75										
		COM	1980	Fabric	2063	2096	2129	2178	2228	2277	2327	2376
6893	Walnut counter stool	COL	2178	Leather	2612	2790	2994					25.5 Sq. Ft.
	in.	W 21.75 D 22 H 45.5 SH 31.75										
		COM	1740	Fabric	1823	1856	1889	1938	1988	2037	2087	2136
6884	Ash bar stool	COL	1914	Leather	2348	2526	2730					25.5 Sq. Ft.
	in.	W 21.75 D 22 H 45.5 SH 31.75										
		COM	1990	Fabric	2073	2106	2139	2188	2238	2287	2337	2386
6894	Walnut bar stool	COL	2189	Leather	2623	2801	3005					25.5 Sq. Ft.

To Order Specify

Product Name
Product Number
Wood Option
Stool Height
Stain Option
Quantity
End User

<input type="checkbox"/> 68 Ruben	<input type="checkbox"/>	<input type="checkbox"/>	<input type="checkbox"/>	<input type="checkbox"/>
Wood Option	Stool Height	Ash Stains	Walnut Finish	
<input type="checkbox"/> 8 Ash	<input type="checkbox"/> 3 Counter	AHM - Midnight AHS - Snow AHB - Blue AHP - Pink AHY - Yellow AHC - Chartreuse AHG - Dark Grey AHF - Fog AHN - Natural Ash AHW - Walnut on Ash	WAN - Natural Walnut	
<input type="checkbox"/> 9 Walnut	<input type="checkbox"/> 4 Bar			

Gr A Gr B Gr C Gr D Gr E Gr F Gr G Gr H

SIMPLE

Design Mark Kapka

Shipped standard with Black Base B08 and black fixed arms; for black urethane adjustable arm add \$89, specify A suffix to product number. Carpet casters are standard for soft-wheel casters specify SOF add \$58. For Knee Tilt mechanism specify PA00 for Knee Tilt add \$95 for Swivel mechanism specify PA00 for Swivel add \$160.

For all other construction details, color, finish and stain choices see page 6 or www.keilhauerpricelist.com.

Keilhauer prices include freight. Please refer to [Freight](#) on page 4 or www.keilhauerpricelist.com for further details.



in.	W 25.5 D 25.5 H 40.5 - 47.5 SH 19.5 - 26.5 AH 27.75 - 37.25											
	COM	1075	Fabric	1117	1133	1150	1174	1199	1224	1249	1273	0.75 Yd.
	COL	1159	Leather	1431	1543	1671						16 Sq. Ft.
9323S	Conference stool, mesh back with arms, pneumatic height adjustment											

To Order Specify

- Product Name
- Product Number
- Mesh
- Casters
- Arm Option
- Base Option
- Upholstery
- Quantity
- End User



Mesh Color

- ME001 Black
 - ME002 Silver
 - ME003 White
 - ME004 Steel
 - ME005 Sandstone
 - ME006 Pumice
 - ME007 Blue Ink
 - ME008 Red
 - ME009 Lupin
 - ME010 Amethyst
 - ME011 Ocean
 - ME012 Treemoss
 - ME013 Orange
- To coordinate textiles with mesh colors, refer to Gr. C Vicolo



Soft Wheel Casters



Soft Wheel Casters upcharge \$58



Arm Option



Adjustable Upcharge \$89



Base Option

Black Base - B (standard)

- Upcharge Polished Aluminum Knee Tilt - PA00 \$95
- Polished Aluminum Swivel Base - PA00 \$160

STOOLS

EFFECTIVE SEPTEMBER 1, 2018







SIP

Design E00S

Base and seat are solid Ash, and are available with 10 stain color options. Top support bracket for all models and foot ring for models 68003 and 68004 is black nylon.

For all other construction details, color, finish and stain choices see page 6 or www.keilhauerpricelist.com.

Keilhauer prices include freight. Please refer to [Freight](#) on page 4 or www.keilhauerpricelist.com for further details.

		in.	W 17.25 D 17.25 H 17.75 SH 17.75
			630
68002			Wood stool
		in.	W 20.25 D 20.25 H 25 SH 25
			840
68003			Wood counter stool
		in.	W 22.25 D 22.25 H 30 SH 30
			870
68004			Wood bar stool

To Order Specify

Product Name
Product Number
Base Finish
Quantity
End User



Seat/Base Finish

- Solid Ash Wood
- AHM - Midnight
- AHS - Snow
- AHB - Blue
- AHP - Pink
- AHY - Yellow
- AHC - Chartreuse
- AHG - Dark Grey
- AHF - Fog
- AHN - Natural Ash
- AHW - Walnut on Ash

STOOLS







EFFECTIVE SEPTEMBER 1, 2018

Gr A Gr B Gr C Gr D Gr E Gr F Gr G Gr H

SKY STOOL

with 4-leg base
Design Kerr & Company

Sky Stool with 4-leg base has chromed steel base and a seat that swivels 360°. For all other construction details, color, finish and stain choices see page 6 or www.keilhauerpricelist.com. Keilhauer prices include freight. Please refer to [Freight](#) on page 4 or www.keilhauerpricelist.com for further details.

	in.	W 18.5 D 18.5 H 18 SW 16.25											
	1ST101L	810 Low height stool, Siliform seat											
	in.	W 20 D 20 H 25 SW 16.25											
	1ST101C	930 Counter stool, Siliform seat											
	in.	W 22 D 22 H 28 SW 16.25											
	1ST101B	940 Bar stool, Siliform seat											
	in.	W 18.5 D 18.5 H 18 SW 16.25											
		COM	630	Fabric	658	669	680	696	713	729	746	762	0.5 Yd.
		COL	693	Leather	846	909	981						9 Sq. Ft.
		1ST102L	Low height stool, upholstered seat										
	in.	W 20 D 20 H 25 SW 16.25											
		COM	750	Fabric	778	789	800	816	833	849	866	882	0.5 Yd.
		COL	825	Leather	978	1041	1113						9 Sq. Ft.
		1ST102C	Counter stool, upholstered seat										
	in.	W 22 D 22 H 28 SW 16.25											
		COM	760	Fabric	788	799	810	826	843	859	876	892	0.5 Yd.
		COL	836	Leather	989	1052	1124						9 Sq. Ft.
		1ST102B	Bar stool, upholstered seat										

To Order Specify

Product Name
Product Number
Textile
Siliform Color
End User
Quantity

1ST Sky Stool	1 Base	0			
			1 Siliform	L Low	A Azure
			2 Upholstery	C Counter	B Black
				B Bar	E Espresso
					G Grass
					O Ochre
					P Grape
					Q Aquamarine
					V Vanilla

STOOLS

EFFECTIVE SEPTEMBER 1, 2018

Gr A Gr B Gr C Gr D Gr E Gr F Gr G Gr H




SKY STOOL

Design Kerr & Company

Sky Stool has a polished aluminum or black task base, with matching cylinder. Soft-wheel casters for floors are standard, unless specified otherwise. For optional foot ring on mid-height models, add \$125.

For all other construction details, color, finish and stain choices see page 6 or www.keilhauerpricelist.com.

Keilhauer prices include freight. Please refer to [Freight](#) on page 4 or www.keilhauerpricelist.com for further details.

	in.	W 23 D 23 LH 13.75 - 17.5 MH 17.5 - 25.25 SW 16										
	1ST311	730 Polished aluminum base, hand activator, Siliform seat										
	in.	W 23 D 23 LH 13.75 - 17.5 MH 17.5 - 25.25 SW 16										
	1ST312	COM 510 Fabric 538 549 560 576 593 609 626 642 0.5 Yd. COL 561 Leather 714 777 849 9 Sq. Ft. Polished aluminum base, hand activator, upholstered seat										
	1ST411	690 Black base, hand activator, Siliform seat										
	in.	W 23 D 23 LH 13.75 - 17.5 MH 17.5 - 25.25 SW 16										
	1ST412	COM 470 Fabric 498 509 520 536 553 569 586 602 0.5 Yd. COL 517 Leather 670 733 805 9 Sq. Ft. Black base, hand activator, upholstered seat										
	1ST412	Black base, hand activator, upholstered seat										

To Order Specify

Product Name
Product Number
Textile
Siliform Color
End User
Quantity

<input type="text" value="1ST"/> Sky Stool	<input type="text"/>	<input type="text" value="1"/> Hand Activated Height Adjustment	<input type="text"/>	<input type="text"/>	<input type="text"/>
<input type="text" value="3"/> 22" Aluminum Task Base	<input type="text" value="1"/> Siliform	<input type="text" value="L"/> Low	<input type="text" value="L"/> Azure	<input type="text" value="O"/> Ochre	
<input type="text" value="4"/> 22" Black Task Base	<input type="text" value="2"/> Upholstery	<input type="text" value="M"/> Medium	<input type="text" value="B"/> Black	<input type="text" value="P"/> Grape	
			<input type="text" value="E"/> Espresso	<input type="text" value="Q"/> Aquamarine	
			<input type="text" value="G"/> Grass	<input type="text" value="V"/> Vanilla	





STOOLS

EFFECTIVE SEPTEMBER 1, 2018

Gr A Gr B Gr C Gr D Gr E Gr F Gr G Gr H

SKY STOOL with Adjustable Back Design Kerr & Company

Sky Stool with adjustable back has a polished aluminum or black task base, with matching cylinder. Soft-wheel casters for floors are standard, unless specified otherwise. For optional foot ring on mid-height models, add \$125. For all other construction details, color, finish and stain choices see page 6 or www.keilhauerpricelist.com. Keilhauer prices include freight. Please refer to [Freight](#) on page 4 or www.keilhauerpricelist.com for further details.

	in.	W 23	D 23	LH 25 - 31	MH 37 - 39.25	LSH 13.75 - 17.5	MSH 17.5 - 25.25	SW 16					
	2ST311	COM	1140	Fabric	1173	1187	1200	1220	1239	1259	1279	1299	0.6 Yd.
		COL	1254	Leather	1424	1494	1574					10 Sq. Ft.	
		Upholstered back, polished aluminum base, hand activator, Siliform seat											
	2ST312	COM	920	Fabric	986	1013	1039	1079	1118	1158	1198	1237	1.2 Yds.
		COL	1012	Leather	1369	1516	1684					21 Sq. Ft.	
		Upholstered back, polished aluminum base, hand activator, upholstered seat											
	2ST411	COM	1120	Fabric	1153	1167	1180	1200	1219	1239	1259	1279	0.6 Yd.
		COL	1232	Leather	1402	1472	1552					10 Sq. Ft.	
		Upholstered back, black base, hand activator, Siliform seat											
	2ST412	COM	900	Fabric	966	993	1019	1059	1098	1138	1178	1217	1.2 Yds.
		COL	990	Leather	1347	1494	1662					21 Sq. Ft.	
		Upholstered back, black base, hand activator, upholstered seat											

To Order Specify

Product Name
Product Number
Textile
Siliform Color
End User
Quantity

2ST
Sky Stool

Base

1
Hand Activated
Height Adjustment

Seat Cover

Cylinder Height

Siliform Color

3
22" Aluminum Task Base

1
Siliform

L
Low

L
Azure

O
Ochre

4
22" Black Task Base

2
Upholstery

M
Medium

B
Black

P
Grape

E
Espresso

Q
Aquamarine

G
Grass

V
Vanilla

STOOLS

EFFECTIVE SEPTEMBER 1, 2018

Gr A Gr B Gr C Gr D Gr E Gr F Gr G Gr H

SKY STOOL

FA
Design Kerr & Company

Sky FA Stool has a polished aluminum base with matching cylinder. Soft-wheel casters for floors are standard, unless specified otherwise.

For all other construction details, color, finish and stain choices see page 6 or www.keilhauerpricelist.com. Keilhauer prices include freight. Please refer to [Freight](#) on page 4 or www.keilhauerpricelist.com for further details.



in. W 23 D 23 H 18 - 23.5 SW 16.25

1ST321

950

Polished aluminum base, foot activator, Siliform seat



in. W 23 D 23 H 18 - 23.5 SW 16.25

1ST322

COM	730	Fabric	758	769	780	796	813	829	846	862	0.5 Yd.
-----	-----	--------	-----	-----	-----	-----	-----	-----	-----	-----	---------

COL	803	Leather	956	1019	1091						9 Sq. Ft.
-----	-----	---------	-----	------	------	--	--	--	--	--	-----------

Polished aluminum base, foot activator, upholstered seat

To Order Specify

Product Name
Product Number
Textile
Siliform Color
End User
Quantity

1ST

Sky Stool

3

22" Aluminum
Task Base

2

Foot Activated
Height Adjustment

Seat Cover

M

Medium Cylinder Height

Siliform Color

1

Siliform

2

Upholstery

L

Azure

B

Black

E

Espresso

G

Grass

O

Ochre

P

Grape

Q

Aquamarine

V

Vanilla

STOOLS

EFFECTIVE SEPTEMBER 1, 2018


Gr A Gr B Gr C Gr D Gr E Gr F Gr G Gr H


SKY STOOL

FA with Adjustable Back
Design Kerr & Company

Sky FA Stool with adjustable back has a polished aluminum base with matching cylinder. Soft-wheel casters for floors are standard, unless specified otherwise.

For all other construction details, color, finish and stain choices see page 6 or www.keilhauerpricelist.com.
Keilhauer prices include freight. Please refer to [Freight](#) on page 4 or www.keilhauerpricelist.com for further details.

	in.	W 23 D 23 H 30 - 35.5 SH 18 - 23.5 SW 16.25										
	COM	1360	Fabric	1393	1407	1420	1440	1459	1479	1499	1519	0.6 Yd.
	COL	1496	Leather	1666	1736	1816						10 Sq. Ft.
2ST321	Upholstered back, polished aluminum base, foot activator, Siliform seat											

	in.	W 23 D 23 H 30 - 35.5 SH 18 - 23.5 SW 16.25										
	COM	1140	Fabric	1206	1233	1259	1299	1338	1378	1418	1457	1.2 Yds.
	COL	1254	Leather	1611	1758	1926						21 Sq. Ft.
2ST322	Upholstered back, polished aluminum base, foot activator, upholstered seat											

To Order Specify

Product Name
Product Number
Textile
Siliform Color
End User
Quantity

<input type="checkbox"/> 2ST Sky Stool	<input type="checkbox"/> 3 22" Aluminum Task Base	<input type="checkbox"/> 2 Foot Activated Height Adjustment	<input type="checkbox"/>	<input type="checkbox"/> M Medium Cylinder Height	<input type="checkbox"/>	<input type="checkbox"/>	<input type="checkbox"/>
			<input type="checkbox"/> 1 Silicone		<input type="checkbox"/> A Azure	<input type="checkbox"/> O Ochre	
			<input type="checkbox"/> 2 Fabric		<input type="checkbox"/> B Black	<input type="checkbox"/> P Grape	
					<input type="checkbox"/> E Espresso	<input type="checkbox"/> Q Aquamarine	
					<input type="checkbox"/> G Grass	<input type="checkbox"/> V Vanilla	

STOOLS

EFFECTIVE SEPTEMBER 1, 2018

Gr A Gr B Gr C Gr D Gr E Gr F Gr G Gr H


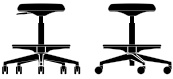
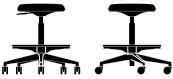

SKY STOOL

Design Kerr & Company

Sky Stool has a polished aluminum or black task base, with matching cylinder. Soft-wheel casters for floors are standard, unless specified otherwise.

For all other construction details, color, finish and stain choices see page 6 or www.keilhauerpricelist.com.

Keilhauer prices include freight. Please refer to [Freight](#) on page 4 or www.keilhauerpricelist.com for further details.

	in.	W 28 D 28 H 22 - 32.25 SW 16.25											
	1ST711	810 Polished aluminum base, foot ring, hand activator, Siliform seat											
	in.	W 28 D 28 H 22 - 32.25 SW 16.25											
	1ST712	COM	590	Fabric	618	629	640	656	673	689	706	722	0.5 Yd.
		COL	649	Leather	802	865	937						9 Sq. Ft.
		Polished aluminum base, foot ring, hand activator, upholstered seat											
	in.	W 28 D 28 H 22 - 32.25 SW 16.25											
	1ST811	770 Black base, foot ring, hand activator, Siliform seat											
	in.	W 28 D 28 H 22 - 32.25 SW 16.25											
	1ST812	COM	550	Fabric	578	589	600	616	633	649	666	682	0.5 Yd.
		COL	605	Leather	758	821	893						9 Sq. Ft.
		Black base, foot ring, hand activator, upholstered seat											

To Order Specify

Product Name
Product Number
Textile
Siliform Color
End User
Quantity

<input type="checkbox"/> 1ST Sky Stool	<input type="checkbox"/>	<input type="checkbox"/> 1 Hand Activated Height Adjustment	<input type="checkbox"/>	<input type="checkbox"/> H High Cylinder Height with Foot Ring	<input type="checkbox"/>	<input type="checkbox"/>	
	<input type="checkbox"/> 7 22" Aluminum Task Base		<input type="checkbox"/> 1 Siliform		<input type="checkbox"/> A Azure	<input type="checkbox"/> O Ochre	
	<input type="checkbox"/> 8 22" Black Task Base		<input type="checkbox"/> 2 Upholstery		<input type="checkbox"/> B Black	<input type="checkbox"/> P Grape	
					<input type="checkbox"/> E Espresso	<input type="checkbox"/> Q Aquamarine	
					<input type="checkbox"/> G Grass	<input type="checkbox"/> V Vanilla	

STOOLS

EFFECTIVE SEPTEMBER 1, 2018





Gr A Gr B Gr C Gr D Gr E Gr F Gr G Gr H

SKY STOOL

LAB with Adjustable Back
Design Kerr & Company




Sky Lab Stool with Adjustable Back has a polished aluminum or black task base, with matching cylinder. Soft-wheel casters for floors are standard, unless specified otherwise.

For all other construction details, color, finish and stain choices see page 6 or www.keilhauerpricelist.com.
Keilhauer prices include freight. Please refer to [Freight](#) on page 4 or www.keilhauerpricelist.com for further details.

	in.	W 28	D 28	H 36.25 - 46.5	SH 22-32.25	SW 16.25							
		COM	1220	Fabric	1253	1267	1280	1300	1319	1339	1359	1379	0.6 Yd.
		COL	1342	Leather	1512	1582	1662						10 Sq. Ft.
	2ST711	Upholstered back, polished aluminum base, foot ring, hand activator, Siliform seat											
		COM	1000	Fabric	1066	1093	1119	1159	1198	1238	1278	1317	1.2 Yds.
		COL	1100	Leather	1457	1604	1772						21 Sq. Ft.
	2ST712	Upholstered back, polished aluminum base, foot ring, hand activator, upholstered seat											
		COM	1180	Fabric	1213	1227	1240	1260	1279	1299	1319	1339	0.6 Yd.
		COL	1298	Leather	1468	1538	1618						10 Sq. Ft.
	2ST811	Upholstered back, black base, foot ring, hand activator, Siliform seat											
		COM	960	Fabric	1026	1053	1079	1119	1158	1198	1238	1277	1.2 Yds.
		COL	1056	Leather	1413	1560	1728						21 Sq. Ft.
	2ST812	Upholstered back, black base, foot ring, hand activator, upholstered seat											

To Order Specify

Product Name
Product Number
Textile
Siliform Color
End User
Quantity

2ST Sky Stool	 Base	1 Hand Activated Height Adjustment	 Seat Cover	H High Cylinder Height with Foot Ring	 Siliform Color	
	7 27" Aluminum Task Base		1 Siliform		A Azure	O Ochre
	8 27" Black Task Base		2 Upholstery		B Black	P Grape
					E Espresso	Q Aquamarine
					G Grass	V Vanilla

Gr A Gr B Gr C Gr D Gr E Gr F Gr G Gr H

TOM
Design Tom Deacon

Shipped standard with Black base B08, "N" Normal Seat Depth (19.5"), "R" Regular Seat Width (19"), carpet casters. For full seat width (20.5"), specify F - no upcharge. For Deep Seat (20.5"), specify D - no upcharge, for Shallow Seat (18"), Specify S - no upcharge. For soft-wheel casters specify SOF add \$58, for Polished Aluminum base specify PA00 add \$95. For all other construction details, color, finish and stain choices see page 6 or www.keilhauerpricelist.com. Keilhauer prices include freight. Please refer to [Freight](#) on page 4 or www.keilhauerpricelist.com for further details.











in.	W 26.5 D 26 H 43 - 50.5 SH 17.5 - 28.75 AH 30.5 - 38.75											
	COM	1490	Fabric	1600	1644	1688	1754	1820	1886	1952	2018	2 Yd.
	COL	1615	Leather	2125	2335	2575						30 Sq. Ft.
9761S	Conference stool, fully upholstered slim back, mid back, adjustable arm with urethane cap											

To Order Specify
Product Name
Product Number
Seat Depth
Fabric
Quantity
End User

9 Tom	7 Fully Upholstered Slim Back	 Back Height	 Arm Variation	 Seat Width	 Seat Depth	 Shell Color	 Base Option
6 Mid back	 Adjustable arm with urethane cap	1 Adjustable arm with urethane cap	R Regular 19"	S Shallow - 18"	B Black	Black Base - B (standard) Upcharge \$95 Polished Aluminum Base - PA00	
			F Full - 20.5"	N Normal - 19.5"	D Deep - 20.5"		

TRUA
Design Tom Deacon

Ships standard with regular (carpet) glides unless specified otherwise. For chrome add \$40.
For all other construction details, color and finish choices see page 6 or www.keilhauerpricelist.com.
Keilhauer prices include freight. Please refer to [Freight](#) on page 4 or www.keilhauerpricelist.com for further details.

		in.	W 21.75 D 22.75 H 38.75 SH 23.75
			485
66180	Sled base counter stool with plastic shell, armless		
		in.	W 21.75 D 22.75 H 38.75 SH 23.75
			915
66280	Sled base counter stool with wood shell, armless		
		in.	W 22 D 23 H 43 SH 27.75
			515
67180	Sled base bar stool with plastic shell, armless		
		in.	W 22 D 23 H 43 SH 27.75
			945
67280	Sled base bar stool with wood shell, armless		

To Order Specify

Product Name
Product Number
Frame Finish
Shell Color
Quantity
End User

6
Trua

Height

Shell

80
Armless Sled Base

Frame Finishes

Standard Plastic Shell Colors

Additional Colors Available with 125 Minimum Quantity

Wood Shell Colors

Sled Base Glide Options

6
Counter

1
Plastic

PC00 - Nickel
PC01 - Onyx
PC05 - Shale
PC22 - Matte White
PC23 - Dark Grey
PC24 - Warm Grey
PC27 - Bronze
Chrome - \$40 Upcharge

Solid Shells
06 Dusk
08 Pearl
09 Silver
11 Teal
12 Steel Blue
13 Titanium
14 Warm Grey
15 Black
16 White
17 Wet Sand
24 Moss
25 Red

Solid Shells
01 Sun
02 Spring
03 Grass
04 Sky
05 Crocus
10 Pale Green
18 Yellow
19 Orange
20 Espresso
21 Turquoise
22 Magenta

WAN - Natural Walnut
OKN - Natural Oak

Regular Glides (for carpet)
Felt Glides (for hard floors)

7
Bar

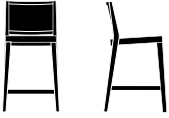
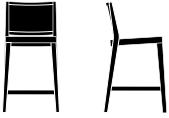
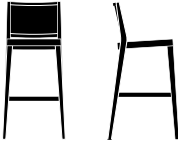
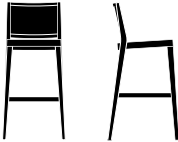
2
Wood

STOOLS

EFFECTIVE SEPTEMBER 1, 2018

WOODROW Design Andrew Jones

Available in Walnut or Ash; ash stools are available in 10 stains. Ships standard with metal foot rail.
For all other construction details, color and finish choices see page 6 or www.keilhauerpricelist.com.
Keilhauer prices include freight. Please refer to [Freight](#) on page 4 or www.keilhauerpricelist.com for further details.

	in.	W 18.5 D 20.5 H 36 SH 25.25											
		COM	1590	Fabric	1645	1667	1689	1722	1755	1788	1821	1854	1 Yd.
		COL	1749	Leather	2038	2157	2293						17 Sq. Ft.
5912		Ash counter stool											
	in.	W 18.5 D 20.5 H 36 SH 25.25											
		COM	1890	Fabric	1945	1967	1989	2022	2055	2088	2121	2154	1 Yd.
		COL	2079	Leather	2368	2487	2623						17 Sq. Ft.
5922		Walnut counter stool											
	in.	W 19 D 21.25 H 41.75 SH 31.25											
		COM	1620	Fabric	1675	1697	1719	1752	1785	1818	1851	1884	1 Yd.
		COL	1782	Leather	2071	2190	2326						17 Sq. Ft.
5913		Ash bar stool											
	in.	W 19 D 21.25 H 41.75 SH 31.25											
		COM	1920	Fabric	1975	1997	2019	2052	2085	2118	2151	2184	1 Yd.
		COL	2112	Leather	2401	2520	2656						17 Sq. Ft.
5923		Walnut bar stool											

To Order Specify

Product Name
Product Number
Frame Finish
Quantity
End User

59
Woodrow

Wood Option

Stool Height

Ash Stains

Walnut Finish

1
Ash

2
Counter

2
Walnut

3
Bar

AHM - Midnight
AHS - Snow
AHB - Blue
AHP - Pink
AHY - Yellow
AHC - Chartreuse
AHG - Dark Grey
AHF - Fog
AHN - Natural Ash
AHW - Walnut on Ash

WAN - Natural Walnut





SIDE CHAIRS

EFFECTIVE SEPTEMBER 1, 2018

Gr A Gr B Gr C Gr D Gr E Gr F Gr G Gr H

CAHOOTS Design E00S

Base finish is powder coat or chrome. Chrome upcharges as follows: Model 9000 – \$50; Model 9011 – \$40; Models 9020, 9061, 9070, and 9071 – \$30. For memory return on model 9060 specify MEM and add \$100.
For all other construction details, color, finish and stain choices see page 6 or www.keilhauerpricelist.com.
Keilhauer prices include freight. Please refer to [Freight](#) on page 4 or www.keilhauerpricelist.com for further details.

	in.	W	D	H	SH	AH							
		27.5	27.5	30.5	16.5	24.5							
	COM	1430		Fabric	1554	1604	1653	1727	1802	1876	1950	2024	2.25 Yds.
	COL	1573		Leather	2224	2491	2797						
9060		Side Lounge chair with 4-star base in polished aluminum											
		25.75	25.75	30.5	17	24.25							
	COM	1220		Fabric	1344	1394	1443	1517	1592	1666	1740	1814	2.25 Yds.
	COL	1342		Leather	1993	2260	2566						
9061		Side Lounge chair with 4-leg base											
		21	23.75	34.75	18.25								
	COM	1120		Fabric	1217	1255	1294	1351	1409	1467	1525	1582	1.75 Yds.
	COL	1232		Leather	1738	1946	2184						
9070		Armless side chair											
		26.5	23.75	34.75	18.25	26.75							
	COM	1220		Fabric	1344	1394	1443	1517	1592	1666	1740	1814	2.25 Yds.
	COL	1342		Leather	1993	2260	2566						
9071		Side chair with arms											

To Order Specify

Product Name
Product Number
Frame Finish
Fabric
Quantity
End User



PC00 - Nickel
PC01 - Onyx
PC05 - Shale
PC23 - Dark Grey
PC24 - Warm Grey
PC25 - White
PC27 - Bronze
Chrome - Upcharge \$30
Models 9061, 9070, 9071
PA00 - Polished Aluminum (9060 Only)







SIDE CHAIRS

EFFECTIVE SEPTEMBER 1, 2018

Gr A Gr B Gr C Gr D Gr E Gr F Gr G Gr H

COLLO Design E00S

4-leg steel base finish is available in powder coat or chrome. For chrome add \$65. 4-leg wood base is solid Ash and available in 10 stains. Steel bracket for wood legs is available in powder coat or chrome. For chrome, add \$50. For other construction details, color, finish and stain choices see page 6 or www.keilhauerpricelist.com. Keilhauer prices include freight. Please refer to [Freight](#) on page 4 or www.keilhauerpricelist.com for further details.

	in.	W 20.5 D 24.25 H 34.5 SH 18.5											
		COM	820	Fabric	917	955	994	1051	1109	1167	1225	1282	1.75 Yds.
		COL	902	Leather	1408	1616	1854						29.75 Sq. Ft.
10172		Armless side chair with horizontal stitch detail, 4-leg steel base											
	in.	W 20.5 D 24.25 H 34.5 SH 18.5											
		COM	1200	Fabric	1297	1335	1374	1431	1489	1547	1605	1662	1.75 Yds.
		COL	1320	Leather	1826	2034	2272						29.75 Sq. Ft.
10173		Armless side chair with horizontal stitch detail, 4-leg wood base											
	in.	W 20.5 D 24.25 H 34.5 SH 18.5											
		COM	740	Fabric	837	875	914	971	1029	1087	1145	1202	1.75 Yds.
		COL	814	Leather	1320	1528	1766						29.75 Sq. Ft.
10272		Armless side chair with 4-leg steel base											
	in.	W 20.5 D 24.25 H 34.5 SH 18.5											
		COM	1110	Fabric	1207	1245	1284	1341	1399	1457	1515	1572	1.75 Yds.
		COL	1221	Leather	1727	1935	2173						29.75 Sq. Ft.
10273		Armless side chair with 4-leg wood base											
	in.	W 27.25 D 25.25 H 34.5 SH 18.5 AH 27											
		COM	1490	Fabric	1614	1664	1713	1787	1862	1936	2010	2084	2.25 Yds.
		COL	1639	Leather	2290	2557	2863						38.25 Sq. Ft.
10372		Side chair with arms, 4-leg steel base											
	in.	W 27.25 D 25.25 H 34.5 SH 18.5 AH 27											
		COM	1890	Fabric	2014	2064	2113	2187	2262	2336	2410	2484	2.25 Yds.
		COL	2079	Leather	2730	2997	3303						38.25 Sq. Ft.
10373		Side chair with arms, 4-leg wood base											

To Order Specify

Product Name	<input type="checkbox"/> 10	<input type="checkbox"/>	<input type="checkbox"/> 7	<input type="checkbox"/>	<input type="checkbox"/>	<input type="checkbox"/>	
Product Number	Collo	Arm Option	Side Chair	Base	Base Finish	Wood Bracket Finish	
Base Finish	<input type="checkbox"/> 1	<input type="checkbox"/> 2	<input type="checkbox"/> 3	<input type="checkbox"/> 2	4-Leg Steel Base	4-Leg Wood Base	
Quantity	Armless with Horizontal Stitch Detail	Armless	With Arms	4-Leg Steel Base	PC00 - Nickel PC01 - Onyx PC05 - Shale PC23 - Dark Grey PC24 - Warm Grey PC25 - White PC27 - Bronze Chrome - Upcharge \$65	AHM - Midnight AHS - Snow AHB - Blue AHP - Pink AHY - Yellow AHC - Chartreuse AHG - Dark Grey AHF - Fog AHN - Natural Ash AHW - Walnut on Ash	PC00 - Nickel PC01 - Onyx PC05 - Shale PC23 - Dark Grey PC24 - Warm Grey PC25 - White PC27 - Bronze Chrome - Upcharge \$50
End User							



SIDE CHAIRS

EFFECTIVE SEPTEMBER 1, 2018

Gr A Gr B Gr C Gr D Gr E Gr F Gr G Gr H

FILO GUEST
 Design E00S

Shipped standard with polished aluminum frame, black carrier and arms and Off Black mesh (QM001); unless specified otherwise. Available with Memory Return Cylinder \$70 upcharge.
 For all other construction details, color, finish and stain choices see page 6 or www.keilhauerpricelist.com.
 Keilhauer prices include freight. Please refer to [Freight](#) on page 4 or www.keilhauerpricelist.com for further details.

	in.	W 26.5 D 26.5 H 35.5 SH 19 AH 26											
	9451PA	1325 Guest chair - mesh back, mesh seat, polished aluminum base											
	in.	W 26.5 D 26.5 H 35 SH 18.5 AH 25											
	9461PA	COM	1355	Fabric	1397	1413	1430	1454	1479	1504	1529	1553	0.75 Yd.
		COL	1491	Leather	1708	1797	1899						12.75 Sq. Ft.
Guest chair - mesh back, upholstered seat, polished aluminum base													

SIDE CHAIRS

EFFECTIVE SEPTEMBER 1, 2018

Gr A Gr B Gr C Gr D Gr E Gr F Gr G Gr H

JUXTA Design E00S

Base available in powder coat or chrome (for chrome add \$30).
For all other construction details, color, finish and stain choices see page 6 or www.keilhauerpricelist.com.
Keilhauer prices include freight. Please refer to [Freight](#) on page 4 or www.keilhauerpricelist.com for further details.



in.

W **22.5** D **24.25** H **33.5** SH **18.5**

COM	1300	Fabric	1383	1416	1449	1498	1548	1597	1647	1696	1.5 Yds.
COL	1430	Leather	1864	2042	2246						25.5 Sq. Ft.

43211

Side chair, 4-leg base

To Order Specify

Product Name
Product Number
Upholstery
Base Finish
Quantity
End User



Base Finish







PC00 - Nickel
PC01 - Onyx
PC05 - Shale
PC23 - Dark Grey
PC24 - Warm Grey
PC25 - White
PC27 - Bronze
Chrome - Add \$30

SIDE CHAIRS

EFFECTIVE SEPTEMBER 1, 2018

PONDER Design E00S

5-star aluminum base chairs available in PA00 Polished Aluminum or PC23 Dark Grey.
 5-star nylon base chairs available in 14 Warm Grey, 15 Black and 23 Dark Grey. For soft-wheel casters specify SOF add \$58. 4-leg, sled base and steel bracket for wood leg chairs available in PC00 Nickel, PC01 Onyx, PC05 Shale, PC23 Dark Grey, PC24 Warm Grey, PC25 White, PC27 Bronze or Chrome for a \$50 upcharge. 4-leg wood base is Ash and available in 10 stains. Models 68733, 68737, 68743 and 68747 ship standard with regular (carpet) glides unless specified otherwise.
 For all other construction details, color, finish and stain choices see page 6 or www.keilhauerpricelist.com.
 Keilhauer prices include freight. Please refer to [Freight](#) on page 4 or www.keilhauerpricelist.com for further details.

	Gr A	Gr B	Gr C	Gr D	Gr E	Gr F	Gr G	Gr H				
	in.		W 27 D 25.5 H 32.5 SH 18.25 AH 26.5									
	COM	1640	Fabric	1764	1814	1863	1937	2012	2086	2160	2234	2.25 Yds.
	COL	1804	Leather	2455	2722	3028						38.25 Sq. Ft
68732	Side chair with arms and 4-leg wood base											
	in.		W 27 D 25.5 H 32.5 SH 18.25 AH 26.5									
	COM	1290	Fabric	1414	1464	1513	1587	1662	1736	1810	1884	2.25 Yds.
	COL	1419	Leather	2070	2337	2643						38.25 Sq. Ft
68733	Side chair with arms and sled base											
	in.		W 27 D 25.5 H 32.5 SH 18.25 AH 26.5									
	COM	1180	Fabric	1304	1354	1403	1477	1552	1626	1700	1774	2.25 Yds.
	COL	1298	Leather	1949	2216	2522						38.25 Sq. Ft
68735	Side chair with arms and 4-leg steel base											
	in.		W 27 D 25.5 H 32.25 - 36.75 SH 17.75 - 22.25 AH 25.75 - 30.25									
	COM	1375	Fabric	1499	1549	1598	1672	1747	1821	1895	1969	2.25 Yds.
	COL	1513	Leather	2164	2431	2737						38.25 Sq. Ft
68736	Side chair with arms and 5-star aluminum base											
	in.		W 27 D 26.5 H 29.5 SH 16.75 AH 24									
	COM	1290	Fabric	1414	1464	1513	1587	1662	1736	1810	1884	2.25 Yds.
	COL	1419	Leather	2070	2337	2643						38.25 Sq. Ft
68737	Side lounge chair with arms and sled base											
	in.		W 27 D 25.5 H 32.25 - 36.75 SH 17.75 - 22.25 AH 25.75 - 30.25									
	COM	1275	Fabric	1399	1449	1498	1572	1647	1721	1795	1869	2.25 Yds.
	COL	1403	Leather	2054	2321	2627						38.25 Sq. Ft
68738	Side chair with arms and 5-star nylon base											

To Order Specify

Product Name	68	7							
Product Number	Hangout	Ponder	Side Chair	Base	Wood Leg Ash Stains	Sled/4-Leg Steel Base & Wood Leg Steel Bracket Finishes	5-Star Aluminum Base Finishes	5-Star Nylon Base Finishes	Sled Base Glide Options
Back Option									
Base Option									
Finish Option									
Glide Option									
Quantity									
End User									

3	2	6	AHM - Midnight	PC00 - Nickel	PA00 - Polished Aluminum	14 - Warm Grey	R - Regular Glides (for carpet)
With Arms	Wood 4-Leg	5-Star Aluminum	AHS - Snow	PC01 - Onyx	PC23 - Dark Grey	15 - Black	R - Felt Glides (for hard floors)
			AHB - Blue	PC05 - Shale		23 - Dark Grey	
			AHP - Pink	PC23 - Dark Grey			
			AHY - Yellow	PC24 - Warm Grey			
			AHC - Chartreuse	PC25 - White			
			AHG - Dark Grey	PC27 - Bronze			
			AHF - Fog	Chrome - Upcharge \$50			
			AHN - Natural Ash				
			AHW - Walnut on Ash				

4	3	7	
Armless	Sled	Side Lounge Sled	







5	8
Steel 4-Leg	5-Star Nylon

SIDE CHAIRS

EFFECTIVE SEPTEMBER 1, 2018

PONDER
CONTINUED

5-star aluminum base chairs available in PA00 Polished Aluminum or PC23 Dark Grey.
 5-star nylon base chairs available in 14 Warm Grey, 15 Black and 23 Dark Grey. For soft-wheel casters specify SOF add \$58.
 4-leg, sled base and steel bracket for wood leg chairs available in PC00 Nickel, PC01 Onyx, PC05 Shale, PC23 Dark Grey,
 PC24 Warm Grey, PC25 White, PC27 Bronze or Chrome for a \$50 upcharge. 4-leg wood base is Ash and available in 10 stains.
 Models 68733, 68737, 68743 and 68747 ship standard with regular (carpet) glides unless specified otherwise.
 For all other construction details, color, finish and stain choices see page 6 or www.keilhauerpricelist.com.
 Keilhauer prices include freight. Please refer to [Freight](#) on page 4 or www.keilhauerpricelist.com for further details.

			Gr A	Gr B	Gr C	Gr D	Gr E	Gr F	Gr G	Gr H			
	in.	W 24 D 26.5 H 34.75 SH 18.25											
		COM	1540	Fabric	1637	1675	1714	1771	1829	1887	1945	2002	1.75 Yds.
		COL	1694	Leather	2200	2408	2646						29.75 Sq. Ft
		68742	Armless side chair with 4-leg wood base										
	in.	W 24 D 26.5 H 34.75 SH 18.25											
		COM	1190	Fabric	1287	1325	1364	1421	1479	1537	1595	1652	1.75 Yds.
		COL	1309	Leather	1815	2023	2261						29.75 Sq. Ft
		68743	Armless side chair with sled base										
	in.	W 24 D 26.5 H 34.75 SH 18.25											
		COM	1080	Fabric	1177	1215	1254	1311	1369	1427	1485	1542	1.75 Yds.
		COL	1188	Leather	1694	1902	2140						29.75 Sq. Ft
		68745	Armless side chair with 4-leg steel base										
	in.	W 27 D 25.5 H 34.25 - 38.75 SH 17.75 - 22.25											
		COM	1275	Fabric	1372	1410	1449	1506	1564	1622	1680	1737	1.75 Yds.
		COL	1403	Leather	1909	2117	2355						29.75 Sq. Ft
		68746	Armless side chair with 5-star aluminum base										
	in.	W 27 D 25.5 H 31.5 SH 16.75											
		COM	1190	Fabric	1287	1325	1364	1421	1479	1537	1595	1652	1.75 Yds.
		COL	1309	Leather	1815	2023	2261						29.75 Sq. Ft
		68747	Armless side lounge chair with sled base										
	in.	W 27 D 25.5 H 34.25 - 38.75 SH 17.75 - 22.25											
		COM	1175	Fabric	1272	1310	1349	1406	1464	1522	1580	1637	1.75 Yds.
		COL	1293	Leather	1799	2007	2245						29.75 Sq. Ft
		68748	Armless side chair with 5-star nylon base										

To Order Specify

Product Name	<input type="checkbox"/> 68	<input type="checkbox"/> 7	<input type="checkbox"/>	<input type="checkbox"/>	<input type="checkbox"/>	<input type="checkbox"/>	<input type="checkbox"/>	<input type="checkbox"/>	<input type="checkbox"/>
Product Number	Hangout	Ponder	Side Chair	Base	Wood Leg Ash Stains	Sled/4-Leg Steel Base & Wood Leg Steel Bracket Finishes	5-Star Aluminum Base Finishes	5-Star Nylon Base Finishes	Sled Base Glide Options
Back Option									
Base Option									
Finish Option									
Glide Option									
Quantity									
End User									

<input type="checkbox"/> 3 With Arms	<input type="checkbox"/> 2 Wood 4-Leg	<input type="checkbox"/> 6 5-Star Aluminum	AHM - Midnight AHS - Snow AHB - Blue AHP - Pink AHY - Yellow AHC - Chartreuse AHG - Dark Grey AHF - Fog AHN - Natural Ash AHW - Walnut on Ash	<input type="checkbox"/> PC00 - Nickel <input type="checkbox"/> PC01 - Onyx <input type="checkbox"/> PC05 - Shale <input type="checkbox"/> PC23 - Dark Grey <input type="checkbox"/> PC24 - Warm Grey <input type="checkbox"/> PC25 - White <input type="checkbox"/> PC27 - Bronze Chrome - Upcharge \$50	<input type="checkbox"/> PA00 - Polished Aluminum <input type="checkbox"/> PC23 - Dark Grey	<input type="checkbox"/> 14 - Warm Grey <input type="checkbox"/> 15 - Black <input type="checkbox"/> 23 - Dark Grey	<input type="checkbox"/> R - Regular Glides (for carpet) <input type="checkbox"/> R - Felt Glides (for hard floors)
<input type="checkbox"/> 4 Armless	<input type="checkbox"/> 3 Sled	<input type="checkbox"/> 7 Side Lounge Sled					
<input type="checkbox"/> 5 Steel 4-Leg	<input type="checkbox"/> 8 5-Star Nylon						

SIDE CHAIRS

EFFECTIVE SEPTEMBER 1, 2018

Gr A Gr B Gr C Gr D Gr E Gr F Gr G Gr H

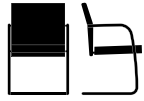
REEVE

Design Patty Johnson

Shipped standard with chrome base and arms, unless specified otherwise. For powder coat base and black urethane arms subtract \$150.

For all other construction details, color, finish and stain choices see page 6 or www.keilhauerpricelist.com.

Keilhauer prices include freight. Please refer to [Freight](#) on page 4 or www.keilhauerpricelist.com for further details.



in.

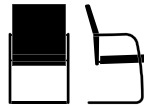
W 22.75 D 22.75 H 34 SH 18.25 AH 26.75

COM	1350	Fabric	1433	1466	1499	1548	1598	1647	1697	1746	1.5 Yds.
-----	------	--------	------	------	------	------	------	------	------	------	----------

COL	1485	Leather	1910	2085	2285						25 Sq. Ft.
-----	------	---------	------	------	------	--	--	--	--	--	------------

7101

Low back, sled base



in.

W 22.75 D 23 H 37 SH 18.25 AH 26.75

COM	1390	Fabric	1487	1525	1564	1621	1679	1737	1795	1852	1.75 Yds.
-----	------	--------	------	------	------	------	------	------	------	------	-----------

COL	1529	Leather	2039	2249	2489						30 Sq. Ft.
-----	------	---------	------	------	------	--	--	--	--	--	------------

7102

Mid back, sled base

To Order Specify

Product Name
Product Number
Upholstery
Base Finish
Quantity
End User



Base Finish

Chrome (Standard)
Powder Coat - \$150
PC00 - Nickel
PC01 - Onyx
PC05 - Shale
PC23 - Dark Grey
PC24 - Warm Grey
PC25 - White
PC27 - Bronze

SIDE CHAIRS

EFFECTIVE SEPTEMBER 1, 2018

Gr A Gr B Gr C Gr D Gr E Gr F Gr G Gr H

ROVE Design E00S

Base finish available in PC00 Nickel, PC01 Onyx, PC05 Shale, PC23 Dark Grey, PC24 Warm Grey, PC25 White, PC27 Bronze. **\$80 upcharge for Chrome.**
For all other construction details, color, finish and stain choices see page 6 or www.keilhauerpricelist.com.
Keilhauer prices include freight. Please refer to [Freight](#) on page 4 or www.keilhauerpricelist.com for further details.



in.

W 27 D 23.75 H 30.5 SH 18.5

COM	1480	Fabric	1618	1673	1728	1810	1893	1975	2058	2140	2.5 Yds.
COL	1628	Leather	2351	2648	2988						42.5 Sq. Ft.

71270

Side chair

To Order Specify

Product Name
Product Number
Fabric
Base Finish
Quantity
End User

71
Untucked

2
Steel Base

70
Rove

Base Finishes

PC00 - Nickel
PC01 - Onyx
PC05 - Shale
PC23 - Dark Grey
PC24 - Warm Grey
PC25 - White
PC27 - Bronze
Chrome - Upcharge \$80

SIDE CHAIRS

EFFECTIVE SEPTEMBER 1, 2018

Gr A Gr B Gr C Gr D Gr E Gr F Gr G Gr H

RUBEN Design Mark Kapka

Available in Walnut or Ash; ash bases are available in 10 stains.
For all other construction details, color, finish and stain choices see page 6 or www.keilhauerpricelist.com.
Keilhauer prices include freight. Please refer to [Freight](#) on page 4 or www.keilhauerpricelist.com for further details.



in.

W 19 D 23 H 33 SH 19

COM	1920	Fabric	1989	2017	2044	2085	2127	2168	2209	2250	1.25 Yds.
COL	2112	Leather	2474	2622	2792						21.25 Sq. Ft.

6880

Ash side chair



in.

W 19 D 23 H 33 SH 19

COM	2140	Fabric	2209	2237	2264	2305	2347	2388	2429	2470	1.25 Yds.
COL	2354	Leather	2716	2864	3034						21.25 Sq. Ft.

6890

Walnut side chair

To Order Specify

Product Name
Product Number
Wood Option
Stain Option
Quantity
End User

68

Ruben

Wood Option

Walnut

0

Armless Side

Ash Stains

AHM - Midnight
AHS - Snow
AHB - Blue
AHP - Pink
AHY - Yellow
AHC - Chartreuse
AHG - Dark Grey
AHF - Fog
AHN - Natural Ash
AHW - Walnut on Ash

Walnut Finish

WAN - Natural Walnut

8

Ash

9

Walnut

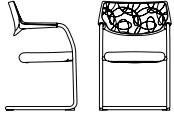
SIDE CHAIRS

EFFECTIVE SEPTEMBER 1, 2018

Gr A Gr B Gr C Gr D Gr E Gr F Gr G Gr H

**SGUIG
SLED BASE**
Design E00S

For chrome frame add \$60 upcharge.
For all other construction details, color, finish and stain choices see page 6 or www.keilhauerpricelist.com.
Keilhauer prices include freight. Please refer to [Freight](#) on page 4 or www.keilhauerpricelist.com for further details.



in. **W 23.25 D 24.75 H 33 SH 17.5 AH 26.5**
740
9931 Guest chair - In Sguig textile

To Order Specify

Product Name
Product Number
Fabric Color
Back Pattern
Base Finish
Quantity
End User



Fabric Color

- 2SG01 Ruby Fervor
- 2SG02 Black Verve
- 2SG03 Amber Delight
- 2SG04 Ginger Zest
- 2SG05 Mulberry Elan
- 2SG06 Orchid Vigor
- 2SG07 Sapphire Spirit
- 2SG08 Cobalt Cheer
- 2SG09 Mediterranean Vim
- 2SG10 Teal Zeal
- 2SG11 Green Apple Zing
- 2SG12 Pewter Joy



Back Pattern



Dot



Line



Squiggle



Base Finish

- PC00 - Nickel
- PC01 - Onyx
- PC05 - Shale
- PC23 - Dark Grey
- PC24 - Warm Grey
- PC25 - White
- PC27 - Bronze
- Chrome Upcharge: \$60



in. **W 23.25 D 24.75 H 33 SH 17.5 AH 26.5**

COM	740	Fabric	795	817	839	872	905	938	971	1004	1 Yd.
COL	814	Leather	1069	1174	1294						15 Sq. Ft.

9931 Guest chair

To Order Specify

Product Name
Product Number
Fabric Color
Base Finish
Quantity
End User



Base Finish

- PC00 - Nickel
- PC01 - Onyx
- PC05 - Shale
- PC23 - Dark Grey
- PC24 - Warm Grey
- PC25 - White
- PC27 - Bronze
- Chrome Upcharge: \$60

SIDE CHAIRS





EFFECTIVE SEPTEMBER 1, 2018

Gr A Gr B Gr C Gr D Gr E Gr F Gr G Gr H

SIMPLE SLED BASE

Design Mark Kapka

Shipped standard with onyx powder coat frame (PC01), unless specified otherwise. For chrome finish add \$60.
For all other construction details, color, finish and stain choices see page 6 or www.keilhauerpricelist.com.
Keilhauer prices include freight. Please refer to [Freight](#) on page 4 or www.keilhauerpricelist.com for further details.

	in.	W 23.5 D 22 H 37.25 SH 18.5										
	COM	740	Fabric	823	856	889	938	988	1037	1087	1136	1.5 Yds.
	COL	814	Leather	1239	1414	1614						25 Sq. Ft.
9330	Guest chair - upholstered, armless											
	in.	W 23.5 D 22 H 37.25 SH 18.5 AH 26.5										
	COM	855	Fabric	938	971	1004	1053	1103	1152	1202	1251	1.5 Yds.
	COL	941	Leather	1366	1541	1741						25 Sq. Ft.
9331	Guest chair - upholstered with arms											
	in.	W 23.5 D 22 H 37.25 SH 18.5										
	COM	720	Fabric	762	778	795	819	844	869	894	918	0.75 Yd.
	COL	792	Leather	1064	1176	1304						16 Sq. Ft.
9340	Guest chair - mesh back, armless											
	in.	W 23.5 D 22 H 37.25 SH 18.5 AH 26.5										
	COM	835	Fabric	877	893	910	934	959	984	1009	1033	0.75 Yd.
	COL	919	Leather	1191	1303	1431						16 Sq. Ft.
9341	Guest chair - mesh back with arms											

To Order Specify

Product Name
Product Number
Fabric Color
Mesh Color
Base Finish
Quantity
End User



Mesh Color

ME001 Black
ME002 Silver
ME003 White
ME004 Steel
ME005 Sandstone
ME006 Pumice
ME007 Blue Ink
ME008 Red
ME009 Lupin
ME010 Amethyst
ME011 Ocean
ME012 Treemoss
ME013 Orange

To coordinate textiles
with mesh colors,
refer to Gr. C Vicolo



Base Finish

PC00 - Nickel
PC01 - Onyx
PC05 - Shale
PC23 - Dark Grey
PC24 - Warm Grey
PC25 - White
PC27 - Bronze
Chrome Upcharge: \$60









LOUNGE SEATING

EFFECTIVE SEPTEMBER 1, 2018

Gr A Gr B Gr C Gr D Gr E Gr F Gr G Gr H

141
Design EOOS

Base finishes are available in Walnut or Ash wood. Ash is available in 10 stains.
For all other construction details, color, finish and stain choices see page 6 or www.keilhauerpricelist.com.
Keilhauer prices include freight. Please refer to [Freight](#) on page 4 or www.keilhauerpricelist.com for further details.



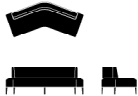



	in.	W 79.5 D 28.75 H 18.25 SH 18.25										
	COM	2660	Fabric	2853	2930	3007	3122	3238	3353	3469	3584	3.5 Yds.
	COL	2926	Leather	3938	4354	4830						59.5 Sq. Ft.
71011	Ash straight backless bench											
	in.	W 79.5 D 28.75 H 18.25 SH 18.25										
	COM	2660	Fabric	2853	2930	3007	3122	3238	3353	3469	3584	3.5 Yds.
	COL	2926	Leather	3938	4354	4830						59.5 Sq. Ft.
71111	Walnut straight backless bench											
	in.	W 79.5 D 28.75 H 30.25 SH 18.25										
	COM	3800	Fabric	4158	4301	4444	4658	4873	5087	5302	5516	6.5 Yds.
	COL	4180	Leather	6059	6832	7716						110.5 Sq. Ft.
71012	Ash straight bench											
	in.	W 79.5 D 28.75 H 30.25 SH 18.25										
	COM	3800	Fabric	4158	4301	4444	4658	4873	5087	5302	5516	6.5 Yds.
	COL	4180	Leather	6059	6832	7716						110.5 Sq. Ft.
71112	Walnut straight bench											
	in.	W 79.5 D 29.25 H 48 SH 18.25										
	COM	4860	Fabric	5410	5630	5850	6180	6510	6840	7170	7500	10 Yds.
	COL	5346	Leather	8236	9426	10786						170 Sq. Ft.
71013	Ash straight bench with privacy screen											
	in.	W 79.5 D 29.25 H 48 SH 18.25										
	COM	4860	Fabric	5410	5630	5850	6180	6510	6840	7170	7500	10 Yds.
	COL	5346	Leather	8236	9426	10786						170 Sq. Ft.
71113	Walnut straight bench with privacy screen											
	in.	W 79.5 D 58 H 48 SH 18.25										
	COM	8660	Fabric	9540	9892	10244	10772	11300	11828	12356	12884	16 Yds.
	COL	9526	Leather	14150	16054	18230						272 Sq. Ft.
71014	Ash benches with privacy screen											
	in.	W 79.5 D 58 H 48 SH 18.25										
	COM	8660	Fabric	9540	9892	10244	10772	11300	11828	12356	12884	16 Yds.
	COL	9526	Leather	14150	16054	18230						272 Sq. Ft.
71114	Walnut benches with privacy screen											

LOUNGE SEATING

EFFECTIVE SEPTEMBER 1, 2018

141

CONTINUED

				Gr A	Gr B	Gr C	Gr D	Gr E	Gr F	Gr G	Gr H		
	in.	W 86.5 D 40.25 H 18.25 SH 18.25											
		COM	3100	Fabric	3293	3370	3447	3562	3678	3793	3909	4024	3.5 Yds.
		COL	3410	Leather	4422	4838	5314						59.5 Sq. Ft.
	71021	Ash magic angle backless bench											
	in.	W 86.5 D 40.25 H 18.25 SH 18.25											
		COM	3100	Fabric	3293	3370	3447	3562	3678	3793	3909	4024	3.5 Yds.
		COL	3410	Leather	4422	4838	5314						59.5 Sq. Ft.
	71121	Walnut magic angle backless bench											
	in.	W 86.5 D 40.25 H 30.25 SH 18.25											
		COM	4400	Fabric	4758	4901	5044	5258	5473	5687	5902	6116	6.5 Yds.
		COL	4840	Leather	6719	7492	8376						110.5 Sq. Ft.
	71022	Ash magic angle bench											
	in.	W 86.5 D 40.25 H 30.25 SH 18.25											
		COM	4400	Fabric	4758	4901	5044	5258	5473	5687	5902	6116	6.5 Yds.
		COL	4840	Leather	6719	7492	8376						110.5 Sq. Ft.
	71122	Walnut magic angle bench											
	in.	W 86.5 D 40.75 H 48 SH 18.25											
		COM	6100	Fabric	6650	6870	7090	7420	7750	8080	8410	8740	10 Yds.
		COL	6710	Leather	9600	10790	12150						170 Sq. Ft.
	71023	Ash magic angle bench with privacy screen											
	in.	W 86.5 D 40.75 H 48 SH 18.25											
		COM	6100	Fabric	6650	6870	7090	7420	7750	8080	8410	8740	10 Yds.
		COL	6710	Leather	9600	10790	12150						170 Sq. Ft.
	71123	Walnut magic angle bench with privacy screen											

To Order Specify

- Product Name
- Product Number
- Fabric
- Base Options
- Bench Shape
- Bench Options
- Base Finish
- Quantity
- End User

71

141

Base Option

Bench Shape

Bench Options

Wood Base Finishes

0

Ash

1

Straight

1

Backless Bench

3

Bench With Privacy Screen

1

Walnut

2

Magic Angle

2

Bench

4

Benches With Privacy Screen

Walnut

Walnut - WAN

Ash

AHB - Blue

AHC - Chartreuse

AHF - Fog

AHG - Dark Grey

AHM - Midnight

AHN - Natural Ash

AHP - Pink

AHS - Snow

AHW - Walnut on Ash

AHY - Yellow







LOUNGE SEATING

EFFECTIVE SEPTEMBER 1, 2018

Gr A Gr B Gr C Gr D Gr E Gr F Gr G Gr H

BOXCAR Design E00S

For all other construction details, color, finish and stain choices see page 6 or www.keilhauerpricelist.com.
Keilhauer prices include freight. Please refer to [Freight](#) on page 4 or www.keilhauerpricelist.com for further details.

	in.	W 37.5 D 31.5 H 27 SH 16.75											
		COM	3290	Fabric	3469	3541	3612	3719	3827	3934	4041	4148	3.25 Yds.
		COL	3619	Leather	4559	4945	5387						55.25 Sq. Ft.
4301		Chair armless											
	in.	W 86.25 D 31.5 H 27 SH 16.75											
		COM	5240	Fabric	5750	5882	6014	6212	6410	6608	6806	7004	6 Yds.
		COL	5962	Leather	7696	8410	9226						102 Sq. Ft.
4303		Small sofa armless											
	in.	W 92.75 D 31.5 H 27 SH 16.75											
		COM	6130	Fabric	6488	6631	6774	6988	7203	7417	7632	7846	6.5 Yds.
		COL	6743	Leather	8622	9395	10279						110.5 Sq. Ft.
4304		Large sofa armless											
	in.	W 37.5 D 31.5 H 27 SH 16.75 AH 27											
		COM	3720	Fabric	3954	4048	4141	4281	4422	4562	4702	4842	4.25 Yds.
		COL	4092	Leather	5321	5826	6404						72.25 Sq. Ft.
4311		Chair with arms											
	in.	W 86.25 D 31.5 H 27 SH 16.75 AH 27											
		COM	5900	Fabric	6313	6478	6643	6890	7138	7385	7633	7880	7.5 Yds.
		COL	6490	Leather	8658	9550	10570						127.5 Sq. Ft.
4313		Small sofa with arms											
	in.	W 95.75 D 31.5 H 27 SH 16.75 AH 27											
		COM	6590	Fabric	7030	7206	7382	7646	7910	8174	8438	8702	8 Yds.
		COL	7249	Leather	9561	10513	11601						136 Sq. Ft.
4314		Large sofa with arms											

To Order Specify

Product Name
Product Number
Leg/Frame Finish
Fabric
Quantity
End User










Leg/Frame Finish
PC00 - Nickel
PC01 - Onyx
PC05 - Shale
PC23 - Dark Grey
PC24 - Warm Grey
PC25 - White
PC27 - Bronze
Chrome

LOUNGE SEATING

EFFECTIVE SEPTEMBER 1, 2018

BRANDEN Design E00S

Shipped standard with PN00 Nickel Plate legs, unless specified otherwise. When ordering model 2014, gainging will be included. For all other construction details, color, finish and stain choices see page 6 or www.keilhauerpricelist.com. Keilhauer prices include freight. Please refer to [Freight](#) on page 4 or www.keilhauerpricelist.com for further details.

				Gr A	Gr B	Gr C	Gr D	Gr E	Gr F	Gr G	Gr H		
	in.	W 21 D 24 H 32 SH 18 AH 27											
		COM	2070	Fabric	2208	2263	2318	2400	2483	2565	2648	2730	2.5 Yds.
		COL	2277	Leather	3008	3309	3653						43 Sq. Ft.
2100		Side chair											
	in.	W 27 D 28 H 25 SH 16 AH 25											
		COM	2190	Fabric	2383	2460	2537	2652	2768	2883	2999	3114	3.5 Yds.
		COL	2409	Leather	3429	3849	4329						60 Sq. Ft.
2101		Lounge chair - low back											
	in.	W 54 D 28 H 25 SH 16 AH 25											
		COM	3070	Fabric	3304	3398	3491	3631	3772	3912	4052	4192	4.25 Yds.
		COL	3377	Leather	4618	5129	5713						73 Sq. Ft.
2102		2 seater sofa - low back											
	in.	W 79 D 28 H 25 SH 16 AH 25											
		COM	4390	Fabric	4665	4775	4885	5050	5215	5380	5545	5710	5 Yds.
		COL	4829	Leather	6274	6869	7549						85 Sq. Ft.
2103		3 seater sofa - low back											
	in.	W 29 D 28 H 29 SH 16 AH 23											
		COM	2250	Fabric	2443	2520	2597	2712	2828	2943	3059	3174	3.5 Yds.
		COL	2475	Leather	3495	3915	4395						60 Sq. Ft.
2111		Lounge chair - high back											
	in.	W 49 D 28 H 29 SH 16 AH 23											
		COM	3290	Fabric	3593	3714	3835	4016	4198	4379	4561	4742	5.5 Yds.
		COL	3619	Leather	5217	5875	6627						94 Sq. Ft.
2112		2 seater sofa - high back											
	in.	W 80 D 28 H 29 SH 16 AH 23											
		COM	4520	Fabric	4988	5175	5362	5642	5923	6203	6484	6764	8.5 Yds.
		COL	4972	Leather	7437	8452	9612						145 Sq. Ft.
2113		3 seater sofa - high back											

To Order Specify

Product Name
Product Number
Leg Finish
Fabric
Quantity
End User



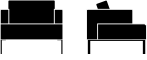





Leg Finish
PN00 - Nickel Plate (Standard)
PC01 - Onyx
PC05 - Shale
PC23 - Dark Grey
PC24 - Warm Grey
PC25 - White
PC27 - Bronze
Chrome

LOUNGE SEATING

EFFECTIVE SEPTEMBER 1, 2018

BRANDEN

CONTINUED

				Gr A	Gr B	Gr C	Gr D	Gr E	Gr F	Gr G	Gr H		
	in.	W 36 D 34 H 31 SH 16 AH 25											
		COM	2820	Fabric	3123	3244	3365	3546	3728	3909	4091	4272	5.5 Yds.
		COL	3102	Leather	4700	5358	6110						94 Sq. Ft.
2121		Lounge chair - back cushions											
	in.	W 63 D 34 H 31 SH 16 AH 25											
		COM	3980	Fabric	4448	4635	4822	5102	5383	5663	5944	6224	8.5 Yds.
		COL	4378	Leather	6843	7858	9018						145 Sq. Ft.
2122		2 seater sofa - back cushions											
	in.	W 89 D 34 H 31 SH 16 AH 25											
		COM	5100	Fabric	5733	5986	6239	6618	6998	7377	7757	8136	11.5 Yds.
		COL	5610	Leather	8942	10314	11882						196 Sq. Ft.
2123		3 seater sofa - back cushions											
	in.	W 35 D 35 H 28 SH 16 AH 28											
		COM	2690	Fabric	2965	3075	3185	3350	3515	3680	3845	4010	5 Yds.
		COL	2959	Leather	4404	4999	5679						85 Sq. Ft.
2131		Lounge chair - large											
	in.	W 69 D 35 H 28 SH 16 AH 28											
		COM	3790	Fabric	4189	4349	4508	4747	4987	5226	5465	5704	7.25 Yds.
		COL	4169	Leather	6277	7145	8137						124 Sq. Ft.
2132		2 seater sofa - large											
	in.	W 96 D 35 H 28 SH 16 AH 28											
		COM	4860	Fabric	5328	5515	5702	5982	6263	6543	6824	7104	8.5 Yds.
		COL	5346	Leather	7811	8826	9986						145 Sq. Ft.
2133		3 seater sofa - large											

To Order Specify










Leg Finish

Product Name
Product Number
Leg Finish
Fabric
Quantity
End User

PN00 - Nickel Plate (Standard)
PC01 - Onyx
PC05 - Shale
PC23 - Dark Grey
PC24 - Warm Grey
PC25 - White
PC27 - Bronze
Chrome

BRANDEN
CONTINUED

				Gr A	Gr B	Gr C	Gr D	Gr E	Gr F	Gr G	Gr H		
	in.	W 28 D 22 H 16 SH 16											
		COM	1240	Fabric	1309	1337	1364	1405	1447	1488	1529	1570	1.25 Yds.
		COL	1364	Leather	1704	1844	2004						20 Sq. Ft.
	2001	1 seater bench											
	in.	W 54 D 22 H 16 SH 16											
		COM	1730	Fabric	1868	1923	1978	2060	2143	2225	2308	2390	2.5 Yds.
		COL	1903	Leather	2583	2863	3183						40 Sq. Ft.
	2002	2 seater bench											
	in.	W 82 D 22 H 16 SH 16											
		COM	2110	Fabric	2358	2457	2556	2704	2853	3001	3150	3298	4.5 Yds.
		COL	2321	Leather	3681	4241	4881						80 Sq. Ft.
	2003	3 seater bench											
	in.	W 28 D 28 H 26 SH 16											
		COM	1590	Fabric	1728	1783	1838	1920	2003	2085	2168	2250	2.5 Yds.
		COL	1749	Leather	2429	2709	3029						40 Sq. Ft.
	2011	1 seater bench with back											
	in.	W 55 D 28 H 26 SH 16											
		COM	2490	Fabric	2738	2837	2936	3084	3233	3381	3530	3678	4.5 Yds.
		COL	2739	Leather	4099	4659	5299						80 Sq. Ft.
	2012	2 seater bench with back											
	in.	W 82 D 28 H 26 SH 16											
		COM	2890	Fabric	3248	3391	3534	3748	3963	4177	4392	4606	6.5 Yds.
		COL	3179	Leather	5049	5819	6699						110 Sq. Ft.
	2013	3 seater bench with back											
	in.	W 28.25 D 28 H 26 SH 16											
		COM	2490	Fabric	2655	2721	2787	2886	2985	3084	3183	3282	3 Yds.
		COL	2739	Leather	3606	3963	4371						51 Sq. Ft.
	2014	Corner bench with back - ganging included											

To Order Specify

Product Name
Product Number
Leg Finish
Fabric
Quantity
End User



Leg Finish

- PN00 - Nickel Plate (Standard)
- PC01 - Onyx
- PC05 - Shale
- PC23 - Dark Grey
- PC24 - Warm Grey
- PC25 - White
- PC27 - Bronze
- Chrome









LOUNGE SEATING

EFFECTIVE SEPTEMBER 1, 2018

CAHOOTS

Design E00S

Base finish is powder coat or chrome. Chrome upcharges as follows: Models 9000 and 9002 - \$50; Model 9011 - \$40; Models 9020 and 9022 - \$30. For memory return on Models 9000, 9002 and 9021 specify MEM and add \$100. Models 9011, 9020, and 9022 ship standard with regular (carpet) glides unless specified otherwise. For all other construction details, color, finish and stain choices see page 6 or www.keilhauerpricelist.com. Keilhauer prices include freight. Please refer to [Freight](#) on page 4 or www.keilhauerpricelist.com for further details.

				Gr A	Gr B	Gr C	Gr D	Gr E	Gr F	Gr G	Gr H	
	in.	W 41.25 D 32.5 H 27.75 SH 15.75 AH 27.75										
	COM	2690	Fabric	2883	2960	3037	3152	3268	3383	3499	3614	3.5 Yds.
	COL	2959	Leather	3971	4387	4863						59.5 Sq. Ft.
	9000	Meet chair on swivel base - SH 15.75										
	in.	W 41.25 D 32.5 H 26.75-27 SH 14.25-14.5 AH 26.75-27										
	COM	2020	Fabric	2213	2290	2367	2482	2598	2713	2829	2944	3.5 Yds.
	COL	2222	Leather	3234	3650	4126						59.5 Sq. Ft.
	9001	Meet chair on glides - SH 14.25										
	in.	W 41.25 D 32.5 H 27.75 SH 17.25 AH 27.75										
	COM	2690	Fabric	2883	2960	3037	3152	3268	3383	3499	3614	3.5 Yds.
	COL	2959	Leather	3971	4387	4863						59.5 Sq. Ft.
	9002	Meet chair on swivel base - SH 17.25										
	in.	W 41.25 D 32.5 H 26.75-27 SH 15.75-16 AH 26.75-27										
	COM	2020	Fabric	2213	2290	2367	2482	2598	2713	2829	2944	3.5 Yds.
	COL	2222	Leather	3234	3650	4126						59.5 Sq. Ft.
	9003	Meet chair on glides - SH 15.75										
	in.	W 26.75 D 25.5 H 29.5 SH 17.25 AH 29.5										
	COM	2230	Fabric	2450	2538	2626	2758	2890	3022	3154	3286	4 Yds.
	COL	2453	Leather	3609	4085	4629						68 Sq. Ft.
	9011	Work chair										
	in.	W 29.5 D 29.5 H 33.25 SH 16.75 AH 21.25										
	COM	1480	Fabric	1632	1692	1753	1843	1934	2025	2116	2206	2.75 Yds.
	COL	1628	Leather	2423	2750	3124						46.75 Sq. Ft.
	9020	Relax chair on sled base										
	in.	W 29.5 D 30 H 33 SH 16.5 AH 21										
	COM	1690	Fabric	1842	1902	1963	2053	2144	2235	2326	2416	2.75 Yds.
	COL	1859	Leather	2654	2981	3355						46.75 Sq. Ft.
	9021	Relax chair on 4-star pedestal base in polished aluminum										
	in.	W 27.5 D 15.25 H 17.75										
	COM	720	Fabric	789	817	844	885	927	968	1009	1050	1.25 Yds.
	COL	792	Leather	1166	1320	1496						22 Sq. Ft.
	9022	Relax Ottoman										

To Order Specify

Product Name
Product Number
Leg/Frame Finish
Fabric
Quantity
End User



Frame Finishes
PC00 - Nickel
PC01 - Onyx
PC05 - Shale
PC23 - Dark Grey
PC24 - Warm Grey
PC25 - White
PC27 - Bronze
Chrome - Upcharge:
\$30 (9020,9022)
\$40 (9011)
\$50 (9000,9002)
PA00 - Polished Aluminum (9021 Only)








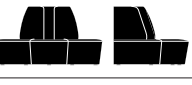




Sled Base
Glide Options
Regular Glides (for carpet)
Felt Glides (for hard floors)

LOUNGE SEATING

EFFECTIVE SEPTEMBER 1, 2018

CAHOOTS CONTINUED

				Gr A	Gr B	Gr C	Gr D	Gr E	Gr F	Gr G	Gr H	
	in.	W 32 D 33.25 H 38 SH 16.25										
	COM	1660	Fabric	1908	2007	2106	2254	2403	2551	2700	2848	4.5 Yds.
	COL	1826	Leather	3135	3674	4290						77 Sq. Ft.
	9030	Mingle single seat center - Includes ganging hardware										
	in.	W 32 D 33.25 H 38 SH 16.25										
	COM	1660	Fabric	1908	2007	2106	2254	2403	2551	2700	2848	4.5 Yds.
	COL	1826	Leather	3135	3674	4290						77 Sq. Ft.
	9031	Mingle single seat center - Stand alone unit										
	in.	W 55.5 D 33.25 H 38 SH 16.25										
	COM	2890	Fabric	3303	3468	3633	3880	4128	4375	4623	4870	7.5 Yds.
	COL	3179	Leather	5347	6239	7259						127.5 Sq. Ft.
	9032	Mingle 2-seater center - Includes ganging hardware										
	in.	W 55.5 D 33.25 H 38 SH 16.25										
	COM	2890	Fabric	3303	3468	3633	3880	4128	4375	4623	4870	7.5 Yds.
	COL	3179	Leather	5347	6239	7259						127.5 Sq. Ft.
	9033	Mingle 2-seater center - Stand alone unit										
	in.	W 43.75 D 50.25 H 38 SH 16.25										
	COM	3420	Fabric	3805	3959	4113	4344	4575	4806	5037	5268	7 Yds.
	COL	3762	Leather	5785	6618	7570						119 Sq. Ft.
	9040	Mingle inside corner - Includes ganging hardware										
	in.	W 32 D 33.25 H 38 SH 16.25										
	COM	2140	Fabric	2388	2487	2586	2734	2883	3031	3180	3328	4.5 Yds.
	COL	2354	Leather	3655	4190	4802						76.5 Sq. Ft.
	9041	Mingle single seat end REF (right edge facing) - Includes ganging hardware										
	in.	W 55 D 33.25 H 38 SH 16.25										
	COM	3080	Fabric	3493	3658	3823	4070	4318	4565	4813	5060	7.5 Yds.
	COL	3388	Leather	5556	6448	7468						127.5 Sq. Ft.
	9042	Mingle 2-seater end REF (right edge facing) - Includes ganging hardware										
	in.	W 48.5 D 49.75 H 38 SH 16.25										
	COM	4040	Fabric	4425	4579	4733	4964	5195	5426	5657	5888	7 Yds.
	COL	4444	Leather	6467	7300	8252						119 Sq. Ft.
	9050	Mingle outside corner - Includes ganging hardware										
	in.	W 32 D 33.25 H 38 SH 16.25										
	COM	2140	Fabric	2388	2487	2586	2734	2883	3031	3180	3328	4.5 Yds.
	COL	2354	Leather	3655	4190	4802						76.5 Sq. Ft.
	9051	Mingle single seat end LEF (left edge facing) - Includes ganging hardware										
	in.	W 55 D 33.25 H 38 SH 16.25										
	COM	3080	Fabric	3463	3628	3793	4040	4288	4535	4783	5030	7.5 Yds.
	COL	3355	Leather	5523	6415	7435						127.5 Sq. Ft.
	9052	Mingle 2-seater end LEF (left edge facing) - Includes ganging hardware										




LOUNGE SEATING

EFFECTIVE SEPTEMBER 1, 2018

Gr A Gr B Gr C Gr D Gr E Gr F Gr G Gr H

CAL Design Mark Kapka

Shipped standard with chrome legs, unless specified otherwise.
For all other construction details, color, finish and stain choices see page 6 or www.keilhauerpricelist.com.
Keilhauer prices include freight. Please refer to [Freight](#) on page 4 or www.keilhauerpricelist.com for further details.

	in.	W 27.5 D 17 H 15.5 SH 15.5											
	6600	COM	730	Fabric	785	807	829	862	895	928	961	994	1 Yd.
		COL	803	Leather	1092	1211	1347						17 Sq. Ft.
Ottoman													
	in.	W 22 D 22 H 33.5 SH 18.5 AH 25.5											
	6601	COM	1560	Fabric	1643	1676	1709	1758	1808	1857	1907	1956	1.5 Yds.
		COL	1716	Leather	2116	2280	2468						23.5 Sq. Ft.
Side chair - with arms													
	in.	W 28 D 27 H 30 SH 17 AH 23											
	6611	COM	1660	Fabric	1757	1795	1834	1891	1949	2007	2065	2122	1.75 Yds.
		COL	1826	Leather	2332	2540	2778						29.75 Sq. Ft.
Lounge chair - with arms													

To Order Specify

Product Name
Product Number
Leg/Frame Finish
Fabric
Quantity
End User



Leg Finishes
Chrome (Standard)
PC00 - Nickel
PC01 - Onyx
PC05 - Shale
PC23 - Dark Grey
PC24 - Warm Grey
PC25 - White
PC27 - Bronze

LOUNGE SEATING







EFFECTIVE SEPTEMBER 1, 2018

Gr A Gr B Gr C Gr D Gr E Gr F Gr G Gr H

CANAL

Design Scot Laughton

Shipped standard with PNO0 Nickel Plate legs, unless specified otherwise.
For all other construction details, color, finish and stain choices see page 6 or www.keilhauerpricelist.com.
Keilhauer prices include freight. Please refer to [Freight](#) on page 4 or www.keilhauerpricelist.com for further details.

	in.		W	D	H	SH	AH						
	3200		27	23	16								
		COM	1750	Fabric	1860	1904	1948	2014	2080	2146	2212	2278	2 Yds.
		COL	1925	Leather	2503	2741	3013						34 Sq. Ft.
		Ottoman											
	3211		38	30	26	16	26						
		COM	2490	Fabric	2765	2875	2985	3150	3315	3480	3645	3810	5 Yds.
		COL	2739	Leather	4184	4779	5459						85 Sq. Ft.
		Lounge chair											
	3212		64.5	30	26	16	26						
		COM	3790	Fabric	4175	4329	4483	4714	4945	5176	5407	5638	7 Yds.
		COL	4169	Leather	6192	7025	7977						119 Sq. Ft.
		2 seater sofa (64.5")											
	3213		91.5	30	26	16	26						
		COM	4790	Fabric	5285	5483	5681	5978	6275	6572	6869	7166	9 Yds.
		COL	5269	Leather	7870	8941	10165						153 Sq. Ft.
		3 seater sofa											
	3214		78	30	26	16	26						
		COM	4130	Fabric	4543	4708	4873	5120	5368	5615	5863	6110	7.5 Yds.
		COL	4543	Leather	6719	7615	8639						128 Sq. Ft.
		2 seater sofa (78")											
	3215		91.5	30	26	16	26						
		COM	4790	Fabric	5285	5483	5681	5978	6275	6572	6869	7166	9 Yds.
		COL	5269	Leather	7870	8941	10165						153 Sq. Ft.
		3 seater sofa with 2 seat cushions											

To Order Specify

Product Name
Product Number
Leg Finish
Fabric
Quantity
End User







Leg Finishes
PNO0 - Nickel Plate (Standard)
PC00 - Nickel
PC01 - Onyx
PC05 - Shale
PC23 - Dark Grey
PC24 - Warm Grey
PC25 - White
PC27 - Bronze

LOUNGE SEATING

EFFECTIVE SEPTEMBER 1, 2018

CANAL CONTINUED

				Gr A	Gr B	Gr C	Gr D	Gr E	Gr F	Gr G	Gr H		
	in.	W 54 D 23 H 16											
		COM	2780	Fabric	2945	3011	3077	3176	3275	3374	3473	3572	3 Yds.
		COL	3058	Leather	3993	4378	4818						55 Sq. Ft.
		3232	2 seater bench (54")										
	in.	W 81 D 23 H 16											
		COM	3490	Fabric	3738	3837	3936	4084	4233	4381	4530	4678	4.5 Yds.
		COL	3839	Leather	5140	5675	6287						76.5 Sq. Ft.
		3233	3 seater bench										
	in.	W 67.5 D 23 H 16											
		COM	3260	Fabric	3453	3530	3607	3722	3838	3953	4069	4184	3.5 Yds.
		COL	3586	Leather	4598	5014	5490						59.5 Sq. Ft.
		3234	2 seater bench (67.5")										
	in.	W 81 D 23 H 16											
		COM	3490	Fabric	3738	3837	3936	4084	4233	4381	4530	4678	4.5 Yds.
		COL	3839	Leather	5140	5675	6287						76.5 Sq. Ft.
		3235	3 seater bench with 2 seat cushions										

To Order Specify

- Product Name
- Product Number
- Leg Finish
- Fabric
- Quantity
- End User












- Leg Finishes
- PN00 - Nickel Plate (Standard)
 - PC00 - Nickel
 - PC01 - Onyx
 - PC05 - Shale
 - PC23 - Dark Grey
 - PC24 - Warm Grey
 - PC25 - White
 - PC27 - Bronze

LOUNGE SEATING

EFFECTIVE SEPTEMBER 1, 2018

CASCADE

For all other construction details, color, finish and stain choices see page 6 or www.keilhauerpricelist.com.
Keilhauer prices include freight. Please refer to [Freight](#) on page 4 or www.keilhauerpricelist.com for further details.

				Gr A	Gr B	Gr C	Gr D	Gr E	Gr F	Gr G	Gr H		
	in.	W 25.5 D 25.5 H 17											
		COM	1140	Fabric	1264	1314	1363	1437	1512	1586	1660	1734	2.25 Yds.
		COL	1254	Leather	1764	1974	2214						30 Sq. Ft.
1000		Ottoman											
	in.	W 35 D 36 H 29.25 SH 16 AH 21											
		COM	3220	Fabric	3619	3779	3938	4177	4417	4656	4895	5134	7.25 Yds.
		COL	3542	Leather	5412	6182	7062						110 Sq. Ft.
1011		Lounge chair											
	in.	W 62 D 36 H 29.25 SH 16 AH 21											
		COM	5140	Fabric	5828	6103	6378	6790	7203	7615	8028	8440	12.5 Yds.
		COL	5654	Leather	8646	9878	11286						176 Sq. Ft.
1012		2 seater sofa											
	in.	W 87 D 36 H 29.25 SH 16 AH 21											
		COM	7150	Fabric	8017	8363	8710	9229	9749	10269	10789	11308	15.75 Yds.
		COL	7865	Leather	11979	13673	15609						242 Sq. Ft.
1013		3 seater sofa											
	in.	W 55 D 36 H 29.25 SH 16 AH 21											
		COM	4760	Fabric	5324	5550	5775	6113	6452	6790	7128	7466	10.25 Yds.
		COL	5236	Leather	8262	9508	10932						178 Sq. Ft.
1022		2 seater sofa with one arm - RAF (right arm facing)											
	in.	W 55 D 36 H 29.25 SH 16 AH 21											
		COM	4760	Fabric	5324	5550	5775	6113	6452	6790	7128	7466	10.25 Yds.
		COL	5236	Leather	8262	9508	10932						178 Sq. Ft.
1032		2 seater sofa with one arm - LAF (left arm facing)											
	in.	W 80 D 36 H 29.25 SH 16 AH 21											
		COM	6660	Fabric	7389	7681	7972	8409	8847	9284	9721	10158	13.25 Yds.
		COL	7326	Leather	11661	13446	15486						255 Sq. Ft.
1023		3 seater sofa with one arm - RAF (Right arm facing)											
	in.	W 80 D 36 H 29.25 SH 16 AH 21											
		COM	6660	Fabric	7389	7681	7972	8409	8847	9284	9721	10158	13.25 Yds.
		COL	7326	Leather	11661	13446	15486						255 Sq. Ft.
1033		3 seater sofa with one arm - LAF (Left arm facing)											
	in.	W 37 D 36 H 29.25 SH 16											
		COM	4050	Fabric	4545	4743	4941	5238	5535	5832	6129	6426	9 Yds.
		COL	4455	Leather	6512	7359	8327						121 Sq. Ft.
1041		Corner unit											

LOUNGE SEATING

EFFECTIVE SEPTEMBER 1, 2018

Gr A Gr B Gr C Gr D Gr E Gr F Gr G Gr H

CELIA
Design Mark Kapka

Shipped standard with chrome legs, unless otherwise specified.
For all other construction details, color, finish and stain choices see page 6 or www.keilhauerpricelist.com.
Keilhauer prices include freight. Please refer to [Freight](#) on page 4 or www.keilhauerpricelist.com for further details.

in.

W 28 D 30 H 30 SH 17



6701

COM	1190	Fabric	1314	1364	1413	1487	1562	1636	1710	1784	2.25 Yds.
COL	1309	Leather	1960	2227	2533						38.25 Sq. Ft.

Armless chair

To Order Specify









- Leg Finishes
- Chrome (Standard)
 - PC00 - Nickel
 - PC01 - Onyx
 - PC05 - Shale
 - PC23 - Dark Grey
 - PC24 - Warm Grey
 - PC25 - White
 - PC27 - Bronze

- Product Name
- Product Number
- Leg/Frame Finish
- Fabric
- Quantity
- End User

LOUNGE SEATING

EFFECTIVE SEPTEMBER 1, 2018

			Gr A	Gr B	Gr C	Gr D	Gr E	Gr F	Gr G	Gr H		
COLLO		4-leg steel base finish is available in powder coat or chrome. For chrome add \$65. 4-leg wood base is solid Ash and available in 10 stains. Steel bracket for wood legs is available in powder coat or chrome. For chrome, add \$50.										
Design E00S		For all other construction details, color, finish and stain choices see page 6 or www.keilhauerpricelist.com . Keilhauer prices include freight. Please refer to Freight on page 4 or www.keilhauerpricelist.com for further details.										
	in.	W 20 D 25.5 H 30.75 SH 16.75										
	COM	820	Fabric	917	955	994	1051	1109	1167	1225	1282	1.75 Yds.
	COL	902	Leather	1408	1616	1854						29.75 Sq. Ft.
10162	Armless lounge chair with horizontal stitch detail, 4-leg steel base											
	in.	W 20 D 25.5 H 30.75 SH 16.75										
	COM	1200	Fabric	1297	1335	1374	1431	1489	1547	1605	1662	1.75 Yds.
	COL	1320	Leather	1826	2034	2272						29.75 Sq. Ft.
10163	Armless lounge chair with horizontal stitch detail, 4-leg wood base											
	in.	W 20 D 25.5 H 30.75 SH 16.75										
	COM	740	Fabric	837	875	914	971	1029	1087	1145	1202	1.75 Yds.
	COL	814	Leather	1320	1528	1766						29.75 Sq. Ft.
10262	Armless lounge chair with 4-leg steel base											
	in.	W 20 D 25.5 H 30.75 SH 16.75										
	COM	1110	Fabric	1207	1245	1284	1341	1399	1457	1515	1572	1.75 Yds.
	COL	1221	Leather	1727	1935	2173						29.75 Sq. Ft.
10263	Armless lounge chair with 4-leg wood base											
	in.	W 27.25 D 26.25 H 30.5 SH 16.75 AH 24.5										
	COM	1490	Fabric	1614	1664	1713	1787	1862	1936	2010	2084	2.25 Yds.
	COL	1639	Leather	2290	2557	2863						38.25 Sq. Ft.
10362	Lounge chair with arms, 4-leg steel base											
	in.	W 27.25 D 26.25 H 30.5 SH 16.75 AH 24.5										
	COM	1890	Fabric	2014	2064	2113	2187	2262	2336	2410	2484	2.25 Yds.
	COL	2079	Leather	2730	2997	3303						38.25 Sq. Ft.
10363	Lounge chair with arms, 4-leg wood base											

To Order Specify

Product Name	<input type="text" value="10"/>	<input type="text"/>	<input type="text" value="6"/>	<input type="text"/>	<input type="text"/>	<input type="text"/>
Product Number	Collo	Arm Option	Lounge Chair	Base	Base Finish	Wood Bracket Finish
Base Finish		<input type="text" value="1"/>		<input type="text" value="2"/>	4-Leg Steel Base	4-Leg Wood Base
Quantity		Armless with Horizontal Stitch Detail		4-Leg Steel Base	AHM - Midnight	AHM - Snow
End User		<input type="text" value="2"/>		<input type="text" value="3"/>	PC00 - Nickel	AHS - Blue
		Armless		4-Leg Wood Base	PC01 - Onyx	AHP - Pink
		<input type="text" value="3"/>			PC05 - Shale	AHY - Yellow
		With Arms			PC23 - Dark Grey	AHC - Chartreuse
					PC24 - Warm Grey	AHG - Dark Grey
					PC25 - White	AHF - Fog
					PC27 - Bronze	AHN - Natural Ash
					Chrome - Upcharge \$50	AHW - Walnut on Ash







LOUNGE SEATING

EFFECTIVE SEPTEMBER 1, 2018

Gr A Gr B Gr C Gr D Gr E Gr F Gr G Gr H

COY Design E00S

Base finishes are available in Walnut or Ash wood. Ash is available in 10 stains.
For all other construction details, color, finish and stain choices see page 6 or www.keilhauerpricelist.com.
Keilhauer prices include freight. Please refer to [Freight](#) on page 4 or www.keilhauerpricelist.com for further details.

	in.	W 36.5 D 24.25 H 49.25 SH 17.5											
		COM	3650	Fabric	3980	4112	4244	4442	4640	4838	5036	5234	6 Yds.
 	71060	COL	4015	Leather	5749	6463	7279						102 Sq. Ft.
		Ash lounge chair											
	in.	W 36.5 D 24.25 H 49.25 SH 17.5											
		COM	3800	Fabric	4130	4262	4394	4592	4790	4988	5186	5384	6 Yds.
 	71160	COL	4180	Leather	5914	6628	7444						102 Sq. Ft.
		Walnut lounge chair											

To Order Specify

Product Name
Product Number
Fabric

Base Options
Base Finish
Quantity
End User

71
Untucked

Base Options

60
Coy

Wood Base Finishes

0
Ash



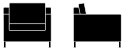


1
Walnut

Walnut
Walnut - WAN

Ash
AHB - Blue
AHC - Chartreuse
AHF - Fog
AHG - Dark Grey
AHM - Midnight
AHN - Natural Ash
AHP - Pink
AHS - Snow
AHW - Walnut on Ash
AHY - Yellow

LOUNGE SEATING

EFFECTIVE SEPTEMBER 1, 2018











		Gr A	Gr B	Gr C	Gr D	Gr E	Gr F	Gr G	Gr H				
DARIO		Shipped standard with Polished Chrome legs, unless specified otherwise.											
Design Robin Rizzini		For all other construction details, color, finish and stain choices see page 6 or www.keilhauerpricelist.com . Keilhauer prices include freight. Please refer to Freight on page 4 or www.keilhauerpricelist.com for further details.											
	in.	W 34.5 D 33 H 31 SH 16.25 AH 16.25											
		COM	3190	Fabric	3520	3652	3784	3982	4180	4378	4576	4774	6 Yds.
		COL	3509	Leather	5379	6149	7029						110 Sq. Ft.
7401	Lounge chair armless												
	in.	W 86 D 33 H 31 SH 16.25 AH 16.25											
		COM	5920	Fabric	6525	6767	7009	7372	7735	8098	8461	8824	11 Yds.
		COL	6512	Leather	9691	11000	12496						187 Sq. Ft.
7403	3 seater sofa armless												
	in.	W 34.5 D 36 H 34 SH 18.5 AH 24.25											
		COM	3870	Fabric	4393	4602	4811	5124	5438	5751	6065	6378	9.5 Yds.
		COL	4257	Leather	6994	8121	9409						161 Sq. Ft.
7411	Lounge chair with high arms												
	in.	W 86 D 36 H 34 SH 18.5 AH 24.25											
		COM	7160	Fabric	8095	8469	8843	9404	9965	10526	11087	11648	17 Yds.
		COL	7876	Leather	12789	14812	17124						289 Sq. Ft.
7413	3 seater sofa with high arms												
	in.	W 86 D 33 H 16.25											
		COM	4360	Fabric	4690	4822	4954	5152	5350	5548	5746	5944	6 Yds.
		COL	4796	Leather	6581	7316	8156						105 Sq. Ft.
7423	3 seater bench												

LOUNGE SEATING

EFFECTIVE SEPTEMBER 1, 2018

DOKO
Design Observatory

Doko seats are available in D-Mesh knit, Keilhauer textiles and leathers, or COM, COL, COV. For seats upholstered in D-Mesh knit, the COM price applies.
For all other construction details, color, finish and stain choices see page 6 or www.keilhauerpricelist.com.
Keilhauer prices include freight. Please refer to [Freight](#) on page 4 or www.keilhauerpricelist.com for further details.

				Gr A	Gr B	Gr C	Gr D	Gr E	Gr F	Gr G	Gr H		
	in.	W 13 D 13 H 14.75											
		COM	395	Fabric	423	434	445	461	478	494	511	527	0.5 Yds.
		COL	435	Leather	580	639	707						8.5 Sq. Ft.
67011		Child's round active perch, plastic base											
	in.	W 13 D 13 H 14.75											
		COM	525	Fabric	553	564	575	591	608	624	641	657	0.5 Yds.
		COL	578	Leather	723	782	850						8.5 Sq. Ft.
67021		Child's round active perch, knit base											
	in.	W 13 D 13 H 14.75											
		COM	395	Fabric	423	434	445	461	478	494	511	527	0.5 Yds.
		COL	435	Leather	580	639	707						8.5 Sq. Ft.
67017		Child's round perch, plastic base											
	in.	W 13 D 13 H 14.75											
		COM	495	Fabric	523	534	545	561	578	594	611	627	0.5 Yds.
		COL	545	Leather	690	749	817						8.5 Sq. Ft.
67027		Child's round perch, knit base											
	in.	W 16 D 16 H 19.25											
		COM	580	Fabric	608	619	630	646	663	679	696	712	0.5 Yds.
		COL	638	Leather	783	842	910						8.5 Sq. Ft.
67012		Round active perch, plastic base											
	in.	W 16 D 16 H 19.25											
		COM	740	Fabric	768	779	790	806	823	839	856	872	0.5 Yds.
		COL	814	Leather	959	1018	1086						8.5 Sq. Ft.
67022		Round active perch, knit base											
	in.	W 16 D 16 H 19.25											
		COM	580	Fabric	608	619	630	646	663	679	696	712	0.5 Yds.
		COL	638	Leather	783	842	910						8.5 Sq. Ft.
67018		Round perch, plastic base											
	in.	W 16 D 16 H 19.25											
		COM	725	Fabric	753	764	775	791	808	824	841	857	0.5 Yds.
		COL	798	Leather	943	1002	1070						8.5 Sq. Ft.
67028		Round perch, knit base											
	in.	W 16 D 16 H 19.5											
		COM	580	Fabric	608	619	630	646	663	679	696	712	0.5 Yds.
		COL	638	Leather	783	842	910						8.5 Sq. Ft.
67013		Square perch, plastic base											
	in.	W 16 D 16 H 19.5											
		COM	740	Fabric	768	779	790	806	823	839	856	872	0.5 Yds.
		COL	814	Leather	959	1018	1086						8.5 Sq. Ft.
67023		Square perch, knit base											

LOUNGE SEATING

EFFECTIVE SEPTEMBER 1, 2018













Gr A Gr B Gr C Gr D Gr E Gr F Gr G Gr H

DOKO

CONTINUED
Design Observatory

Doko seats are available in D-Mesh knit, Keilhauer textiles and leathers, or COM, COL, COV. For seats upholstered in D-Mesh knit, the COM price applies.

For all other construction details, color, finish and stain choices see page 6 or www.keilhauerpricelist.com. Keilhauer prices include freight. Please refer to [Freight](#) on page 4 or www.keilhauerpricelist.com for further details.

	in.	W 22 D 22 H 16.25											
		COM	650	Fabric	692	708	725	749	774	799	824	848	0.75 Yds.
		COL	715	Leather	932	1021	1123						12.75 Sq. Ft.
	67014	Round pouf, plastic base											
	in.	W 22 D 22 H 16.25											
		COM	850	Fabric	892	908	925	949	974	999	1024	1048	0.75 Yds.
		COL	935	Leather	1152	1241	1343						12.75 Sq. Ft.
	67024	Round pouf, knit base											
	in.	W 22 D 22 H 16.25											
		COM	650	Fabric	692	708	725	749	774	799	824	848	0.75 Yds.
		COL	715	Leather	932	1021	1123						12.75 Sq. Ft.
	67015	Square pouf, plastic base											
	in.	W 22 D 22 H 16.25											
		COM	850	Fabric	892	908	925	949	974	999	1024	1048	0.75 Yds.
		COL	935	Leather	1152	1241	1343						12.75 Sq. Ft.
	67025	Square pouf, knit base											
	in.	W 44.25 D 44.25 H 16.5											
		COM	2070	Fabric	2235	2301	2367	2466	2565	2664	2763	2862	3 Yds.
		COL	2277	Leather	3144	3501	3909						51 Sq. Ft.
	67016	Large round pouf, plastic base											
	in.	W 44.25 D 44.25 H 16.5											
		COM	2580	Fabric	2745	2811	2877	2976	3075	3174	3273	3372	3 Yds.
		COL	2838	Leather	3705	4062	4470						51 Sq. Ft.
	67026	Large round pouf, knit base											

To Order Specify

67

Doko

0

Seating

Base

Shape/Size

Standard Plastic Colors

D - Mesh Knit Colors

Product Name
Product Number
Base Color
Seat Cover
Quantity
End User

1

Plastic Base

1

Child's Round Active Perch

5

Square pouf

70 - Black
71 - Maraschino
72 - Fuchsia
73 - Sunflower
74 - Storm
75 - Blue Jay
76 - Clover
78 - Valencia
79 - Plum
80 - Biscuit
82 - Pepper

DM001 - Fuchsia
DM002 - Maraschino
DM003 - Cayenne
DM004 - Valencia
DM005 - Sunflower
DM006 - Sprout
DM007 - Margarita
DM008 - Clover
DM009 - Aztec
DM010 - Lagoon
DM011 - Deep Teal
DM012 - Blue Jay
DM013 - Navy
DM014 - Plum
DM015 - Barley
DM016 - Khaki
DM017 - Biscuit
DM018 - Storm
DM019 - Pepper
DM020 - Black

2

Knit Base

2

Round Active Perch

6

Large Round Pouf

3

Square Perch

7

Child's Round Perch

4

Round Pouf

8

Round Perch

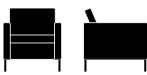
LOUNGE SEATING

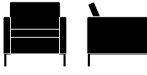
EFFECTIVE SEPTEMBER 1, 2018


Gr A Gr B Gr C Gr D Gr E Gr F Gr G Gr H

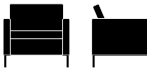
DOON

Chrome upcharge is \$300 per piece.
 For all other construction details, color, finish and stain choices see page 6 or www.keilhauerpricelist.com.
 Keilhauer prices include freight. Please refer to [Freight](#) on page 4 or www.keilhauerpricelist.com for further details.

	in.	W 29 D 31 H 31.25 SH 17 AH 24											
	1601	COM	1700	Fabric	1920	2008	2096	2228	2360	2492	2624	2756	4 Yds.
		COL	1870	Leather	3026	3502	4046						68 Sq. Ft.
		Chair – 22" wide (seat width)											

	in.	W 31 D 31 H 31.25 SH 17 AH 24											
	1611	COM	1720	Fabric	1968	2067	2166	2314	2463	2611	2760	2908	4.5 Yds.
		COL	1892	Leather	3193	3728	4340						76.5 Sq. Ft.
		Chair – 24" wide (seat width)											

	in.	W 75.25 D 31 H 31.25 SH 17 AH 24											
	1612	COM	2870	Fabric	3393	3602	3811	4124	4438	4751	5065	5378	9.5 Yds.
		COL	3157	Leather	5903	7033	8325						161.5 Sq. Ft.
		Sofa											

	in.	W 33 D 31 H 31.25 SH 17 AH 24											
	1621	COM	1740	Fabric	2015	2125	2235	2400	2565	2730	2895	3060	5 Yds.
		COL	1914	Leather	3359	3954	4634						85 Sq. Ft.
		Chair – 26" wide (seat width)											

To Order Specify



Product Name
 Product Number
 Leg/Frame Finish
 Fabric
 Quantity
 End User

Leg Finishes
 PC00 - Nickel
 PC01 - Onyx
 PC05 - Shale
 PC23 - Dark Grey
 PC24 - Warm Grey
 PC25 - White
 PC27 - Bronze
 Chrome - Upcharge \$300

LOUNGE SEATING

EFFECTIVE SEPTEMBER 1, 2018

Gr A Gr B Gr C Gr D Gr E Gr F Gr G Gr H

EGLINTON

Design Scot Laughton

Shipped standard with PA00 Polished Aluminum legs, unless specified otherwise. For Tablet Arm available on 2911 only, specify TL - Tablet Left Arm Sitting or TR - Tablet Right Arm Sitting, and add \$750.

For all other construction details, color, finish and stain choices see page 6 or www.keilhauerpricelist.com.

Keilhauer prices include freight. Please refer to [Freight](#) on page 4 or www.keilhauerpricelist.com for further details.

Model	Dimensions	Material	COM	Gr A	Gr B	Gr C	Gr D	Gr E	Gr F	Gr G	Gr H	Area
2910	in.		W 21.5 D 21.5 H 16.5									
		Fabric	1300	1383	1416	1449	1498	1548	1597	1647	1696	1.5 Yds.
		Leather	1430	1940	2150	2390						30 Sq. Ft.
Ottoman												
2900	in.		W 25 D 33 H 30 SH 17.5									
		Fabric	1880	2045	2111	2177	2276	2375	2474	2573	2672	3 Yds.
		Leather	2068	3003	3388	3828						55 Sq. Ft.
Armless lounge chair												
2911	in.		W 31.75 D 33 H 30 SH 17.5 AH 24									
		Fabric	2510	2771	2876	2980	3137	3294	3450	3607	3764	4.75 Yds.
		Leather	2761	4206	4801	5481						85 Sq. Ft.
Lounge chair												
2912	in.		W 60 D 33 H 30 SH 17.5 AH 24									
		Fabric	3980	4351	4500	4648	4871	5094	5316	5539	5762	6.75 Yds.
		Leather	4378	6758	7738	8858						140 Sq. Ft.
2 seater sofa												
2913	in.		W 84 D 33 H 30 SH 17.5 AH 24									
		Fabric	4925	5447	5656	5865	6179	6492	6806	7119	7433	9.5 Yds.
		Leather	5417	8647	9977	11497						190 Sq. Ft.
3 seater sofa												

To Order Specify

- Product Name
- Product Number
- Leg/Frame Finish
- Fabric
- Quantity
- End User












Leg Finishes

- PA00 - Polished Aluminum (Standard)
- PC00 - Nickel
- PC01 - Onyx
- PC05 - Shale
- PC23 - Dark Grey
- PC24 - Warm Grey
- PC25 - White
- PC27 - Bronze

LOUNGE SEATING

EFFECTIVE SEPTEMBER 1, 2018







		Gr A	Gr B	Gr C	Gr D	Gr E	Gr F	Gr G	Gr H			
GRAND		Shipped standard with PN00 Nickel Plate legs, unless specified otherwise.										
Design Scot Laughton		For all other construction details, color, finish and stain choices see page 6 or www.keilhauerpricelist.com . Keilhauer prices include freight. Please refer to Freight on page 4 or www.keilhauerpricelist.com for further details.										
	in.	W 40 D 40 H 16										
	COM	2720	Fabric	3022	3143	3264	3446	3627	3809	3990	4172	5.5 Yds.
	COL	2992	Leather	4590	5248	6000						94 Sq. Ft.
3100		Ottoman										
	in.	W 40 D 37 H 31 SH 16 AH 23										
	COM	3590	Fabric	4030	4206	4382	4646	4910	5174	5438	5702	8 Yds.
	COL	3949	Leather	6261	7213	8301						136 Sq. Ft.
3111		Lounge chair										
	in.	W 67 D 37 H 31 SH 16 AH 23										
	Com	5560	Fabric	6248	6523	6798	7210	7623	8035	8448	8860	12.5 Yds.
	COL	6116	Leather	9720	11204	12900						212 Sq. Ft.
3112		2 seater sofa (67")										
	in.	W 82 D 37 H 31 SH 16 AH 23										
	COM	6220	Fabric	6963	7260	7557	8002	8448	8893	9339	9784	13.5 Yds.
	COL	6842	Leather	10735	12338	14170						229 Sq. Ft.
3114		2 seater sofa (82")										
	in.	W 94 D 37 H 31 SH 16 AH 23										
	COM	7130	Fabric	8147	8554	8961	9572	10182	10793	11403	12014	18.5 Yds.
	COL	7843	Leather	12943	15043	17443						300 Sq. Ft.
3113		3 seater sofa										
	in.	W 33.5 D 62 H 31 SH 16 AH 23										
	COM	4720	Fabric	5188	5375	5562	5842	6123	6403	6684	6964	8.5 Yds.
	COL	5192	Leather	7742	8792	9992						150 Sq. Ft.
3115		Fully upholstered chaise - LAF (Left arm facing)										
	in.	W 33.5 D 62 H 31 SH 16 AH 23										
	COM	4720	Fabric	5188	5375	5562	5842	6123	6403	6684	6964	8.5 Yds.
	COL	5192	Leather	7742	8792	9992						150 Sq. Ft.
3116		Fully upholstered chaise - RAF (Right arm facing)										
	in.	W 60.5 D 37 H 31 SH 16 AH 23										
	COM	5450	Fabric	6055	6297	6539	6902	7265	7628	7991	8354	11 Yds.
	COL	5995	Leather	9225	10555	12075						190 Sq. Ft.
3117		Fully upholstered 2 seater - LAF (Left arm facing)										
	in.	W 60.5 D 37 H 31 SH 16 AH 23										
	COM	5450	Fabric	6055	6297	6539	6902	7265	7628	7991	8354	11 Yds.
	COL	5995	Leather	9225	10555	12075						190 Sq. Ft.
3118		Fully upholstered 2 seater - RAF (Right arm facing)										

LOUNGE SEATING

EFFECTIVE SEPTEMBER 1, 2018

GRAND

CONTINUED

				Gr A	Gr B	Gr C	Gr D	Gr E	Gr F	Gr G	Gr H		
  3119	in.	W 87.5 D 37 H 31 SH 16 AH 23											
	COM	6820	Fabric	7645	7975	8305	8800	9295	9790	10285	10780	15 Yds.	
	COL	7502	Leather	11837	13622	15662							255 Sq. Ft.
	Fully upholstered 3 seater - LAF (Left arm facing)												
  3120	in.	W 87.5 D 37 H 31 SH 16 AH 23											
	COM	6820	Fabric	7645	7975	8305	8800	9295	9790	10285	10780	15 Yds.	
	COL	7502	Leather	11837	13622	15662							255 Sq. Ft.
	Fully upholstered 3 seater - RAF (Right arm facing)												
  3141	in.	W 37 D 37 H 31 SH 16											
	COM	4290	Fabric	4675	4829	4983	5214	5445	5676	5907	6138	7 Yds.	
	COL	4719	Leather	6912	7815	8847							129 Sq. Ft.
	Corner unit												

To Order Specify

Product Name
 Product Number
 Leg Finish
 Leg Stain(Maple Only)
 Quantity
 End User



Leg Finish

PN00 - Nickel Plate (Standard)
 Chrome
 PC00 - Nickel
 PC01 - Onyx
 PC05 - Shale
 PC23 - Dark Grey
 PC24 - Warm Grey
 PC25 - White
 PC27 - Bronze

M - Maple (Select Stain)
 C - Cherry with clear coat
 W - Walnut with clear coat



Wood Leg Stains

W21 - Natural Maple
 W22 - Natural Cherry
 W23 - Medium Cherry
 W24 - Dark Cherry
 W25 - Walnut
 W26 - Mahogany
 W27 - Solid Black
 W28 - Black Stain
 W30 - Honey

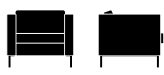
LOUNGE SEATING


EFFECTIVE SEPTEMBER 1, 2018

Gr A Gr B Gr C Gr D Gr E Gr F Gr G Gr H

HOWDEN

Metal legs available with power coat or chrome. Chrome upcharge is \$300 per piece.
 For all other construction details, color, finish and stain choices see page 6 or www.keilhauerpricelist.com.
 Keilhauer prices include freight. Please refer to [Freight](#) on page 4 or www.keilhauerpricelist.com for further details.

	in.	W 34.25 D 33.5 H 30.25 SH 17.5 AH 27.5											
	60011	COM	2290	Fabric	2620	2752	2884	3082	3280	3478	3676	3874	6 Yds.
		COL	2519	Leather	4253	4967	5783						102 Sq. Ft.

	in.	W 87 D 33.5 H 30.25 SH 17.5 AH 27.5											
	60013	COM	3570	Fabric	4120	4340	4560	4890	5220	5550	5880	6210	10 Yds.
		COL	3927	Leather	6817	8007	9367						170 Sq. Ft.

To Order Specify

- Product Name
- Product Number
- Upholstery
- Base Finish
- Quantity
- End User

- Base Finishes
- PC00 - Nickel
 - PC01 - Onyx
 - PC05 - Shale
 - PC23 - Dark Grey
 - PC24 - Warm Grey
 - PC25 - White
 - PC27 - Bronze
 - Chrome - \$300










LOUNGE SEATING

EFFECTIVE SEPTEMBER 1, 2018

G A G B G C G D G E G F G G G H

JUMBLE
Design Andrew Jones

To add ganging mechanism, specify G and add \$300 for short models and \$400 for long models.
For all other construction details, color, finish and stain choices see page 6 or www.keilhauerpricelist.com.
Keilhauer prices include freight. Please refer to [Freight](#) on page 4 or www.keilhauerpricelist.com for further details.

	in.	W 36.5 D 21.5 H 17.25											
		COM	870	Fabric	1008	1063	1118	1200	1283	1365	1448	1530	2.5 Yds.
		COL	957	Leather	1680	1977	2317						42.5 Sq. Ft.
64136		Seat - short											
	in.	W 58 D 21.5 H 17.25											
		COM	1320	Fabric	1513	1590	1667	1782	1898	2013	2129	2244	3.5 Yds.
		COL	1452	Leather	2464	2880	3356						59.5 Sq. Ft.
64137		Seat - long											
	in.	W 36.5 D 15.75 H 23.75											
		COM	890	Fabric	1000	1044	1088	1154	1220	1286	1352	1418	2 Yds.
		COL	979	Leather	1557	1795	2067						34 Sq. Ft.
64146		Arm - short											
	in.	W 58 D 15.75 H 23.75											
		COM	1340	Fabric	1547	1629	1712	1835	1959	2083	2207	2330	3.75 Yds.
		COL	1474	Leather	2558	3004	3514						63.75 Sq. Ft.
64147		Arm - long											
	in.	W 36.5 D 15.75 H 28.5											
		COM	940	Fabric	1078	1133	1188	1270	1353	1435	1518	1600	2.5 Yds.
		COL	1034	Leather	1757	2054	2394						42.5 Sq. Ft.
64156		Back - short											
	in.	W 58 D 15.75 H 28.5											
		COM	1390	Fabric	1638	1737	1836	1984	2133	2281	2430	2578	4.5 Yds.
		COL	1529	Leather	2830	3365	3977						76.5 Sq. Ft.
64157		Back - long											
	in.	W 36.5 D 21.5 H 17.25											
		COM	1020	Fabric	1117	1155	1194	1251	1309	1367	1425	1482	1.75 Yds.
		COL	1122	Leather	1628	1836	2074						29.75 Sq. Ft.
64236		Seat - short, with kick protect border											
	in.	W 58 D 21.5 H 17.25											
		COM	1470	Fabric	1622	1682	1743	1833	1924	2015	2106	2196	2.75 Yds.
		COL	1617	Leather	2412	2739	3113						46.75 Sq. Ft.
64237		Seat - long, with kick protect border											
	in.	W 36.5 D 15.75 H 23.75											
		COM	1040	Fabric	1137	1175	1214	1271	1329	1387	1445	1502	1.75 Yds.
		COL	1144	Leather	1650	1858	2096						29.75 Sq. Ft.
64246		Arm - short, with kick protect border											

LOUNGE SEATING


EFFECTIVE SEPTEMBER 1, 2018

G A G B G C G D G E G F G G G H


JUMBLE

CONTINUED
Design Andrew Jones


To add ganging mechanism, specify G and add \$300 for short models and \$400 for long models.
For all other construction details, color, finish and stain choices see page 6 or www.keilhauerpricelist.com.
Keilhauer prices include freight. Please refer to [Freight](#) on page 4 or www.keilhauerpricelist.com for further details.

	in.	W 58 D 15.75 H 23.75											
	64247	COM	1490	Fabric	1669	1741	1812	1919	2027	2134	2241	2348	3.25 Yds.
		COL	1639	Leather	2579	2965	3407						55.25 Sq. Ft.

Arm - long, with kick protect border

	in.	W 36.5 D 15.75 H 28.5											
	64256	COM	1090	Fabric	1187	1225	1264	1321	1379	1437	1495	1552	1.75 Yds.
		COL	1199	Leather	1705	1913	2151						29.75 Sq. Ft.

Back - short, with kick protect border

	in.	W 58 D 15.75 H 28.5											
	64257	COM	1540	Fabric	1747	1829	1912	2035	2159	2283	2407	2530	3.75 Yds.
		COL	1694	Leather	2778	3224	3734						63.75 Sq. Ft.

Back - long, with kick protect border

To Order Specify

Jumble

Kick Protect Border

Height

Length

Ganging

Product Name
Product Number
Ganging Option
Fabric
Quantity
End User

Without

Seat

Short

Ganging

With

Arm

Long

No Ganging

Back










LOUNGE SEATING

EFFECTIVE SEPTEMBER 1, 2018

JUXTA
Design E00S

4-star and 5-star chairs available in PA00 Polished Aluminum or PC23 Dark Grey. 4-leg or sled base chairs available in PC00 Nickel, PC01 Onyx, PC05 Shale, PC23 Dark Grey, PC24 Warm Grey, PC25 White, PC27 Bronze or chrome (for chrome add \$30). For tablet models, tablet arm matches base. Tablet surface is black urethane at no upcharge, Standard Laminate (\$300 upcharge), or Matte Laminate (\$345 upcharge). For softwheel casters, specify SOF add \$58. Models 45230, 45330, 45430, and 45530 ship standard with regular (carpet) glides unless specified otherwise.











For all other construction details, color, finish and stain choices see page 6 or www.keilhauerpricelist.com. Keilhauer prices include freight. Please refer to [Freight](#) on page 4 or www.keilhauerpricelist.com for further details.

				Gr A	Gr B	Gr C	Gr D	Gr E	Gr F	Gr G	Gr H		
	in.	W 24.5 D 27.75 H 33 SH 16.5											
		COM	1460	Fabric	1557	1595	1634	1691	1749	1807	1865	1922	1.75 Yds.
		COL	1606	Leather	2112	2320	2558						29.75 Sq. Ft.
45220		Low back armless, 4-leg, lounge height											
	in.	W 24.5 D 27.75 H 33 SH 16.5											
		COM	1550	Fabric	1647	1685	1724	1781	1839	1897	1955	2012	1.75 Yds.
		COL	1705	Leather	2211	2419	2657						29.75 Sq. Ft.
45230		Low back armless, sled base											
	in.	W 29.25 D 30 H 33 SH 16.5											
		COM	1690	Fabric	1787	1825	1864	1921	1979	2037	2095	2152	1.75 Yds.
		COL	1859	Leather	2365	2573	2811						29.75 Sq. Ft.
45240		Low back armless, 4-star base, glides											
	in.	W 39 D 30 H 33 SH 16.5											
		COM	2010	Fabric	2107	2145	2184	2241	2299	2357	2415	2472	1.75 Yds.
		COL	2211	Leather	2717	2925	3163						29.75 Sq. Ft.
45241		Low back armless, 4-star base with tablet											
	in.	W 28.5 D 30 H 33.75 SH 17.25											
		COM	1710	Fabric	1807	1845	1884	1941	1999	2057	2115	2172	1.75 Yds.
		COL	1881	Leather	2387	2595	2833						29.75 Sq. Ft.
45250		Low back armless, 5-star base, casters											
	in.	W 39 D 30 H 33.75 SH 17.25											
		COM	2030	Fabric	2127	2165	2204	2261	2319	2377	2435	2492	1.75 Yds.
		COL	2233	Leather	2739	2947	3185						29.75 Sq. Ft.
45251		Low back armless, 5-star base with tablet											
	in.	W 31.5 D 25.75 H 28.25 SH 16.5 AH 26.75											
		COM	1650	Fabric	1760	1804	1848	1914	1980	2046	2112	2178	2 Yds.
		COL	1815	Leather	2393	2631	2903						34 Sq. Ft.
45320		Low back w/arms, 4-leg, lounge height											
	in.	W 31.5 D 25.75 H 28.25 SH 16.5 AH 26.75											
		COM	1740	Fabric	1850	1894	1938	2004	2070	2136	2202	2268	2 Yds.
		COL	1914	Leather	2492	2730	3002						34 Sq. Ft.
45330		Low back w/arms, sled base											
	in.	W 31.5 D 29.25 H 28.25 SH 16.5 AH 26.75											
		COM	1880	Fabric	1990	2034	2078	2144	2210	2276	2342	2408	2 Yds.
		COL	2068	Leather	2646	2884	3156						34 Sq. Ft.
45340		Low back w/arms, 4-star base, glides											

LOUNGE SEATING

EFFECTIVE SEPTEMBER 1, 2018






JUXTA CONTINUED

				Gr A	Gr B	Gr C	Gr D	Gr E	Gr F	Gr G	Gr H	
	in.	W 39 D 29.25 H 28.25 SH 16.5 AH 26.75										
	COM	2200	Fabric	2310	2354	2398	2464	2530	2596	2662	2728	2 Yds.
	COL	2420	Leather	2998	3236	3508						34 Sq. Ft.
	45341	Low back w/arms, 4-star base with tablet										
	in.	W 31.5 D 28.5 H 29 SH 17.25 AH 27.5										
	COM	1900	Fabric	2010	2054	2098	2164	2230	2296	2362	2428	2 Yds.
	COL	2090	Leather	2668	2906	3178						34 Sq. Ft.
	45350	Low back w/arms, 5-star base, casters										
	in.	W 39 D 28.5 H 29 SH 17.25 AH 27.5										
	COM	2220	Fabric	2330	2374	2418	2484	2550	2616	2682	2748	2 Yds.
	COL	2442	Leather	3020	3258	3530						34 Sq. Ft.
	45351	Low back w/arms, 5-star base with tablet										
	in.	W 24.5 D 28.5 H 41.25 SH 16.5										
	COM	1720	Fabric	1844	1894	1943	2017	2092	2166	2240	2314	2.25 Yds.
	COL	1892	Leather	2543	2810	3116						38.25 Sq. Ft.
	45420	High back armless, 4-leg, lounge height										
	in.	W 24.5 D 28.5 H 41.25 SH 16.5										
	COM	1810	Fabric	1934	1984	2033	2107	2182	2256	2330	2404	2.25 Yds.
	COL	1991	Leather	2642	2909	3215						38.25 Sq. Ft.
	45430	High back armless, sled base										
	in.	W 29.25 D 30.5 H 41.25 SH 16.5										
	COM	1950	Fabric	2074	2124	2173	2247	2322	2396	2470	2544	2.25 Yds.
	COL	2145	Leather	2796	3063	3369						38.25 Sq. Ft.
	45440	High back armless, 4-star base, glides										
	in.	W 39 D 30.5 H 41.25 SH 16.5										
	COM	2270	Fabric	2394	2444	2493	2567	2642	2716	2790	2864	2.25 Yds.
	COL	2497	Leather	3148	3415	3721						38.25 Sq. Ft.
	45441	High back armless, 4-star base with tablet										
	in.	W 28.5 D 30.5 H 42 SH 17.25										
	COM	1970	Fabric	2094	2144	2193	2267	2342	2416	2490	2564	2.25 Yds.
	COL	2167	Leather	2818	3085	3391						38.25 Sq. Ft.
	45450	High back armless, 5-star base, casters										
	in.	W 39 D 30.5 H 42 SH 17.25										
	COM	2290	Fabric	2414	2464	2513	2587	2662	2736	2810	2884	2.25 Yds.
	COL	2519	Leather	3170	3437	3743						38.25 Sq. Ft.
	45451	High back armless, 5-star base with tablet										
	in.	W 28 D 28.5 H 41.25 SH 16.5 AH 26.75										
	COM	1920	Fabric	2044	2094	2143	2217	2292	2366	2440	2514	2.25 Yds.
	COL	2112	Leather	2763	3030	3336						38.25 Sq. Ft.
	45520	High back w/arms, 4-leg, lounge height										

LOUNGE SEATING

EFFECTIVE SEPTEMBER 1, 2018

JUXTA CONTINUED

				Gr A	Gr B	Gr C	Gr D	Gr E	Gr F	Gr G	Gr H	
	in.	W 28 D 28.5 H 41.25 SH 16.5 AH 26.75										
	COM	2010	Fabric	2134	2184	2233	2307	2382	2456	2530	2604	2.25 Yds.
	COL	2211	Leather	2862	3129	3435						38.25 Sq. Ft.
45530	High back w/arms, sled base											
	in.	W 29.25 D 30.5 H 41.25 SH 16.5 AH 26.75										
	COM	2150	Fabric	2274	2324	2373	2447	2522	2596	2670	2744	2.25 Yds.
	COL	2365	Leather	3016	3283	3589						38.25 Sq. Ft.
45540	High back w/arms, 4-star base											
	in.	W 39 D 30.5 H 41.25 SH 16.5 AH 26.75										
	COM	2470	Fabric	2594	2644	2693	2767	2842	2916	2990	3064	2.25 Yds.
	COL	2717	Leather	3368	3635	3941						38.25 Sq. Ft.
45541	High back w/arms, 4-star base with tablet											
	in.	W 28.5 D 30.5 H 42 SH 17.25 AH 27.5										
	COM	2170	Fabric	2294	2344	2393	2467	2542	2616	2690	2764	2.25 Yds.
	COL	2387	Leather	3038	3305	3611						38.25 Sq. Ft.
45550	High back w/arms, 5-star base											
	in.	W 39 D 30.5 H 42 SH 17.25 AH 27.5										
	COM	2490	Fabric	2614	2664	2713	2787	2862	2936	3010	3084	2.25 Yds.
	COL	2739	Leather	3390	3657	3963						38.25 Sq. Ft.
45551	High back w/arms, 5-star base with tablet											

To Order Specify

Product Name
Product Number
Upholstery
Base Finish
Glide Option (sled base only)
Quantity
End User

45

Juxta

Chair Style

Base

Base Finishes (4- & 5 star)

PA00 - Polished Aluminum
PC23 - Dark Grey

Base Finishes (4-leg & sled)

PC00 - Nickel
PC01 - Onyx
PC05 - Shale
PC23 - Dark Grey
PC24 - Warm Grey
PC25 - White
PC27 - Bronze
Chrome (add \$30)

Laminate Tablet

Standard Laminates - \$300
Upcharge
Lam11 - Manitoba Maple*
Lam12 - Monticello Maple
Lam13 - Fonthill Pear
Lam17 - Xanadu
Lam18 - Studio Teak
Lam22 - Walnut Heights
Lam31 - Designer White*
Lam32 - Antique White*
Lam33 - Alabaster
Lam34 - Haze
Lam35 - Slate Grey*
Lam36 - Dove Grey*
Lam37 - North Sea*
Lam39 - Crisp Linen
Lam41 - Cosmic Strandz
Lam42 - Vapor Strandz
909 - Black
Lam84 - Biltmore Cherry*
Lam85 - Hampton Walnut*
Lam86 - Montana Walnut*
Lam87 - Cafelle*
Lam89 - Empire Mahogany*
* Matte Finish

Laminate Tablet

Matte Laminates - \$345
Upcharge
Lam61 - Bianco Kos
Lam62 - Bianco Malé
Lam63 - Grigio Efeso
Lam64 - Beige Luxor
Lam65 - Rosa Colorado**
Lam66 - Castoro Ottawa
Lam67 - Grigio Londra**
Lam68 - Grigio Bromo
Lam69 - Blu Delft**
Lam70 - Nero Ingo
Lam71 - Titanio Doha
Lam72 - Zinco Doha
Lam73 - Bronzo Doha
Lam74 - Piombo Doha
** Black Edge Band Only

Sled Base
Glide Options

Regular Glides (for carpet)
Felt Glides (for hard floors)

2

Low Back Armless

20

4-leg Lounge Height

3

Low Back with Arms

30

Sled Base

4

High Back Armless

40

4-star, Glides

5

High Back with Arms

50

5-star, Casters

41

4-star with Tablet, Glides

51








5-star with Tablet, Casters

*Tablet is LSC straight laminate edge with corresponding laminate edge band

*Tablet is LSMC - Straight laminate edge with corresponding laminate edge band

JUXTA
Design E00S

Shipped standard with PA00 Polished Aluminum or PC23 Dark Grey base. Tablet arm matches base. Tablet surface is black urethane at no upcharge, Standard Laminate (\$300 upcharge per tablet), or Matte Laminate (\$345 upcharge per tablet). For all other construction details, color, finish and stain choices see page 6 or www.keilhauerpricelist.com. Keilhauer prices include freight. Please refer to [Freight](#) on page 4 or www.keilhauerpricelist.com for further details.

				Gr A	Gr B	Gr C	Gr D	Gr E	Gr F	Gr G	Gr H		
	in.	W 88.75 D 27.5 H 17.5 SH 17.5											
		COM	3300	Fabric	3493	3570	3647	3762	3878	3993	4109	4224	3.5 Yds.
		COL	3630	Leather	4642	5058	5534						59.5 Sq. Ft.
		48100	Bench										
	in.	W 100.75 D 27.5 H 25.5 SH 17.5 TH 25.5											
		COM	3650	Fabric	3843	3920	3997	4112	4228	4343	4459	4574	3.5 Yds.
		COL	4015	Leather	5027	5443	5919						59.5 Sq. Ft.
		48110	Bench with tablet										
	in.	W 111.75 D 27.5 H 25.5 SH 17.5 TH 25.5											
		COM	4250	Fabric	4443	4520	4597	4712	4828	4943	5059	5174	3.5 Yds.
		COL	4675	Leather	5687	6103	6579						59.5 Sq. Ft.
		48130	Bench with left and right tablet										
	in.	W 88.75 D 29.25 H 34 SH 17.5											
		COM	4800	Fabric	5158	5301	5444	5658	5873	6087	6302	6516	6.5 Yds.
		COL	5280	Leather	7159	7932	8816						110.5 Sq. Ft.
		48200	Sofa										
	in.	W 100.25 D 29.25 H 34 SH 17.5 TH 25.5											
		COM	5150	Fabric	5508	5651	5794	6008	6223	6437	6652	6866	6.5 Yds.
		COL	5665	Leather	7544	8317	9201						110.5 Sq. Ft.
		48210	Sofa with tablet right sitting										
	in.	W 100.25 D 29.25 H 34 SH 17.5 TH 25.5											
		COM	5150	Fabric	5508	5651	5794	6008	6223	6437	6652	6866	6.5 Yds.
		COL	5665	Leather	7544	8317	9201						110.5 Sq. Ft.
		48220	Sofa with tablet left sitting										
	in.	W 111.75 D 29.25 H 34 SH 17.5 TH 25.5											
		COM	5500	Fabric	5858	6001	6144	6358	6573	6787	7002	7216	6.5 Yds.
		COL	6050	Leather	7929	8702	9586						110.5 Sq. Ft.
		48230	Sofa with left and right tablet										

To Order Specify

<input type="checkbox"/> 48 Juxta	<input type="checkbox"/> Chair Style	<input type="checkbox"/> Tablet	<input type="checkbox"/> Base Finishes PA00 - Polished Aluminum PC23 - Dark Grey	<input type="checkbox"/> Laminate Tablet
<input type="checkbox"/> 100 Bench	<input type="checkbox"/> 00 No Tablet	Standard Laminates - \$300 Upcharge Lam11 - Manitoba Maple* Lam12 - Monticello Maple* Lam13 - Fonthill Pear* Lam17 - Xanadu Lam18 - Studio Teak Lam22 - Walnut Heights Lam31 - Designer White* Lam32 - Antique White* Lam33 - Alabaster* Lam34 - Haze* Lam35 - Slate Grey* Lam36 - Dove Grey* Lam37 - North Sea* Lam39 - Crisp Linen* Lam41 - Cosmic Strandz Lam42 - Vapor Strandz 909 - Black Lam84 - Biltmore Cherry* Lam85 - Hampton Walnut* Lam86 - Montana Walnut* Lam87 - Cafelle* Lam89 - Empire Mahogany* * Matte Finish		
<input type="checkbox"/> 200 Sofa	<input type="checkbox"/> 10 Right Sitting Tablet (1 Tablet for Bench)	<input type="checkbox"/> 20 Left Sitting Tablet	Matte Laminates - \$345 Upcharge Lam61 - Bianco Kos Lam62 - Bianco Malé Lam63 - Grigio Efeso Lam64 - Beige Luxor Lam65 - Rosa Colorado** Lam66 - Castoro Ottawa Lam67 - Grigio Londra** Lam68 - Grigio Bromo Lam69 - Blu Delft** Lam70 - Nero Ingo Lam71 - Titanio Doha Lam72 - Zinco Doha Lam73 - Bronzo Doha Lam74 - Piombo Doha ** Edge Band is Black	
<input type="checkbox"/> 30 Right and Left Sitting Tablet	*Tablet is LSC - straight laminate edge with corresponding laminate edge band			

*Tablet is LSC - straight laminate edge with corresponding laminate edge band

LOUNGE SEATING

EFFECTIVE SEPTEMBER 1, 2018

Gr A Gr B Gr C Gr D Gr E Gr F Gr G Gr H

KM-ROUND BACK LOUNGE

Design Mark Kapka

Shipped with wood legs, available with standard stains.

For all other construction details, color, finish and stain choices see page 6 or www.keilhauerpricelist.com.

Keilhauer prices include freight. Please refer to [Freight](#) on page 4 or www.keilhauerpricelist.com for further details.

in.

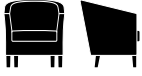
W 30.5 D 29.5 H 29.75 SH 17 AH 26.75

COM	2090	Fabric	2310	2398	2486	2618	2750	2882	3014	3146	4 Yds.
-----	------	--------	------	------	------	------	------	------	------	------	--------

COL	2299	Leather	3455	3931	4475						68 Sq. Ft.
-----	------	---------	------	------	------	--	--	--	--	--	------------

59311

Lounge chair



To Order Specify



Wood Finishes

Product Name
Product Number
Upholstery
Wood Finish
Quantity
End User

- W21 - Natural Maple
- W22 - Natural Cherry
- W23 - Medium Cherry
- W24 - Dark Cherry
- W25 - Walnut
- W26 - Mahogany
- W27 - Solid Black
- W28 - Black Stain
- W30 - Honey


LOUNGE SEATING


EFFECTIVE SEPTEMBER 1, 2018

Gr A Gr B Gr C Gr D Gr E Gr F Gr G Gr H

KM-CLASSIC LOW ARM Design Mark Kapka

Shipped with wood legs, available with standard stains.
For all other construction details, color, finish and stain choices see page 6 or www.keilhauerpricelist.com.
Keilhauer prices include freight. Please refer to [Freight](#) on page 4 or www.keilhauerpricelist.com for further details.

in.	W 27.75 D 32 H 31.75 SH 16.75 AH 24.5											
	COM	2720	Fabric	2967	3066	3165	3314	3462	3611	3759	3908	4.5 Yds.
59511	COL	2992	Leather	4293	4828	5440						76.5 Sq. Ft.
	Lounge chair											

in.	W 74 D 32 H 31.75 SH 16.75 AH 24.5											
	COM	5030	Fabric	5525	5723	5921	6218	6515	6812	7109	7406	9 Yds.
59513	COL	5533	Leather	8134	9205	10429						153 Sq. Ft.
	Sofa											

To Order Specify

Product Name
Product Number
Upholstery
Wood Finish
Quantity
End User



Wood Finishes
W21 - Natural Maple
W22 - Natural Cherry
W23 - Medium Cherry
W24 - Dark Cherry
W25 - Walnut
W26 - Mahogany
W27 - Solid Black
W28 - Black Stain
W30 - Honey

LOUNGE SEATING

EFFECTIVE SEPTEMBER 1, 2018

Gr A Gr B Gr C Gr D Gr E Gr F Gr G Gr H


KM-CLASSIC CLUB


Design Mark Kapka


Shipped with wood legs, available with standard stains.


For all other construction details, color, finish and stain choices see page 6 or www.keilhauerpricelist.com.

Keilhauer prices include freight. Please refer to [Freight](#) on page 4 or www.keilhauerpricelist.com for further details.

	in.	W 35 D 34.5 H 29 SH 16.25 AH 25.5											
		COM	2760	Fabric	3035	3145	3255	3420	3585	3750	3915	4080	5 Yds.
	59601	COL	3036	Leather	4481	5076	5756						85 Sq. Ft.
Lounge chair, small													

	in.	W 78 D 34.5 H 29 SH 16.25 AH 25.5											
		COM	3800	Fabric	4295	4493	4691	4988	5285	5582	5879	6176	9 Yds.
	59603	COL	4180	Leather	6781	7852	9076						153 Sq. Ft.
Sofa, small													

	in.	W 39 D 37 H 28.75 SH 16.5 AH 25.75											
		COM	2780	Fabric	3069	3185	3300	3473	3647	3820	3993	4166	5.25 Yds.
	59611	COL	3058	Leather	4588	5218	5938						90 Sq. Ft.
Lounge chair, large													

	in.	W 86.5 D 36 H 28.5 SH 16.5 AH 26											
		COM	4000	Fabric	4550	4770	4990	5320	5650	5980	6310	6640	10 Yds.
	59613	COL	4400	Leather	7290	8480	9840						170 Sq. Ft.
Sofa, large													

To Order Specify

Product Name
Product Number
Upholstery
Wood Finish
Quantity
End User



Wood Finishes

- W21 - Natural Maple
- W22 - Natural Cherry
- W23 - Medium Cherry
- W24 - Dark Cherry
- W25 - Walnut
- W26 - Mahogany
- W27 - Solid Black
- W28 - Black Stain
- W30 - Honey

LOUNGE SEATING

EFFECTIVE SEPTEMBER 1, 2018

Gr A Gr B Gr C Gr D Gr E Gr F Gr G Gr H


KM-MODERN LOUNGE


Design Mark Kapka

Shipped with wood legs, available with standard stains.

For all other construction details, color, finish and stain choices see page 6 or www.keilhauerpricelist.com.

Keilhauer prices include freight. Please refer to [Freight](#) on page 4 or www.keilhauerpricelist.com for further details.

in.	W 34.5 D 32.5 H 29 SH 16 AH 21.5											
	COM	2670	Fabric	2918	3017	3116	3264	3413	3561	3710	3858	4.5 Yds.
59411	COL	2937	Leather	4238	4773	5385						76.5 Sq. Ft.
	Lounge chair											

in.	W 78 D 32.5 H 29 SH 16 AH 21.5											
	COM	4300	Fabric	4795	4993	5191	5488	5785	6082	6379	6676	9 Yds.
59413	COL	4730	Leather	7331	8402	9626						153 Sq. Ft.
	Sofa											

To Order Specify

Product Name
Product Number
Upholstery
Wood Finish
Quantity
End User



Wood Finishes

- W21 - Natural Maple
- W22 - Natural Cherry
- W23 - Medium Cherry
- W24 - Dark Cherry
- W25 - Walnut
- W26 - Mahogany
- W27 - Solid Black
- W28 - Black Stain
- W30 - Honey

LOUNGE SEATING


EFFECTIVE SEPTEMBER 1, 2018


Gr A Gr B Gr C Gr D Gr E Gr F Gr G Gr H

KM-TUFTED TUXEDO

Design Mark Kapka

Shipped with wood legs (available with standard stains) or metal legs. Chair (59711) upcharge for metal legs is \$700 for powder coat and \$1000 for chrome. Sofa (59713) upcharge for metal legs is \$1000 for powder coat and \$1500 for chrome. For all other construction details, color, finish and stain choices see page 6 or www.keilhauerpricelist.com. Keilhauer prices include freight. Please refer to [Freight](#) on page 4 or www.keilhauerpricelist.com for further details.

in.	W 34.5 D 34 H 29.5 SH 16.5 AH 27.5											
	COM	3380	Fabric	3710	3842	3974	4172	4370	4568	4766	4964	6 Yds.
59711	COL	3718	Leather	5452	6166	6982						102 Sq. Ft.
	Lounge chair											

in.	W 87 D 34 H 29.5 SH 16.5 AH 27.5											
	COM	5450	Fabric	6000	6220	6440	6770	7100	7430	7760	8090	10 Yds.
59713	COL	5995	Leather	9055	10315	11755						180 Sq. Ft.
	Sofa											

To Order Specify

Product Name
Product Number
Upholstery
Base Material
Base Finish
Quantity
End User



Metal Base Finishes

59711
Powder Coat Upcharge:
\$700
PC00 - Nickel
PC01 - Onyx
PC05 - Shale
PC23 - Dark Grey
PC24 - Warm Grey
PC25 - White
PC27 - Bronze
Chrome Upcharge:
\$1000

59713
Powder Coat Upcharge:
\$1000
PC00 - Nickel
PC01 - Onyx
PC05 - Shale
PC23 - Dark Grey
PC24 - Warm Grey
PC25 - White
PC27 - Bronze
Chrome Upcharge:
\$1500



Wood Base Finishes

W21 - Natural Maple
W22 - Natural Cherry
W23 - Medium Cherry
W24 - Dark Cherry
W25 - Walnut
W26 - Mahogany
W27 - Solid Black
W28 - Black Stain
W30 - Honey

Gr A Gr B Gr C Gr D Gr E Gr F Gr G Gr H

LO

Ships standard with regular (carpet) glides unless specified otherwise. For Chrome add \$80.
 For all other construction details, color, finish and stain choices see page 6 or www.keilhauerpricelist.com.
 Keilhauer prices include freight. Please refer to [Freight](#) on page 4 or www.keilhauerpricelist.com for further details.

in.

W 31 D 25 H 15 SH 11

COM	990	Fabric	1114	1164	1213	1287	1362	1436	1510	1584	2.25 Yds.
-----	-----	--------	------	------	------	------	------	------	------	------	-----------

COL	1089	Leather	1740	2007	2313						38.25 Sq. Ft.
-----	------	---------	------	------	------	--	--	--	--	--	---------------

14100

Cushion on wire frame



To Order Specify



Frame Finishes

- PC00 - Nickel
- PC01 - Onyx
- PC05 - Shale
- PC23 - Dark Grey
- PC24 - Warm Grey
- PC25 - White
- PC27 - Bronze
- Chrome - Upcharge: \$80



Sled Base

- Glide Options
- Regular Glides (for carpet)
- Felt Glides (for hard floors)

Product Name
 Product Number
 Upholstery
 Frame Finish
 Glide Option
 Quantity
 End User

LOUNGE SEATING

EFFECTIVE SEPTEMBER 1, 2018

Gr A Gr B Gr C Gr D Gr E Gr F Gr G Gr H

LUNO Design E00S

4-star aluminum base finish is available in PA00 Polished Aluminum or PC23 Dark Grey. 4-star wood base is solid Ash (available in 10 stains) or solid Natural Walnut; to order specify WAN and add \$170. If combo cover is requested, please add inside and outside pricing together for final price.

For all other construction details, color, finish and stain choices see page 6 or www.keilhauerpricelist.com. Keilhauer prices include freight. Please refer to [Freight](#) on page 4 or www.keilhauerpricelist.com for further details.



in.
69004

W 37.5 D 32 H 29.25 SH 16.5 AH 25

Low back chair with 4-star aluminum base - pricing for single cover

COM	2600	Fabric	2793	2870	2947	3062	3178	3293	3409	3524	3.5 Yds.
COL	2860	Leather	3872	4288	4764						59.5 Sq. Ft.

Combo cover pricing - add INSIDE & OUTSIDE prices

INSIDE:

COM	1118	Fabric	1201	1234	1267	1316	1366	1415	1465	1514	1.5 Yds.
COL	1230	Leather	1664	1842	2046						25.5 Sq. Ft.

OUTSIDE:

COM	1482	Fabric	1592	1636	1680	1746	1812	1878	1944	2010	2 Yds.
COL	1631	Leather	2209	2447	2719						34 Sq. Ft.



in.
69005

W 37.5 D 32 H 29.25 SH 16.5 AH 25

Low back chair with 4-star wood base - pricing for single cover

COM	3300	Fabric	3493	3570	3647	3762	3878	3993	4109	4224	3.5 Yds.
COL	3630	Leather	4642	5058	5534						59.5 Sq. Ft.

Combo cover pricing - add INSIDE & OUTSIDE prices

INSIDE:

COM	1419	Fabric	1502	1535	1568	1617	1667	1716	1766	1815	1.5 Yds.
COL	1561	Leather	1995	2173	2377						25.5 Sq. Ft.

OUTSIDE:

COM	1881	Fabric	1991	2035	2079	2145	2211	2277	2343	2409	2 Yds.
COL	2070	Leather	2648	2886	3158						34 Sq. Ft.

To Order Specify

690
Luno

Product Name
Product Number
Back Option
Base Option
Base Finish
Upholstery
Quantity
End User

Back Option

0
Low Back

1
High Back

Base Option

4
4-Star Aluminum

5
4-Star Wood

4-Star Aluminum Base Finishes

PA00 - Polished Aluminum
PC23 - Dark Grey

4-Star Wood Base Ash Stains

AHM - Midnight
AHS - Snow
AHB - Blue
AHP - Pink
AHY - Yellow
AHC - Chartreuse
AHG - Dark Grey
AHF - Fog
AHN - Natural Ash
AHW - Walnut on Ash

4-Star Walnut Wood Base

Upcharge \$170
WAN - 4-Star Natural Walnut
Wood Base

LOUNGE SEATING

EFFECTIVE SEPTEMBER 1, 2018

Gr A Gr B Gr C Gr D Gr E Gr F Gr G Gr H

LUNO
Design E00S

4-star aluminum base finish is available in PA00 Polished Aluminum or PC23 Dark Grey. 4-star wood base is solid Ash (available in 10 stains) or solid Natural Walnut; to order specify WAN and add \$170. If combo cover is requested, please add inside and outside cover pricing together for final price.

For all other construction details, color, finish and stain choices see page 6 or www.keilhauerpricelist.com. Keilhauer prices include freight. Please refer to [Freight](#) on page 4 or www.keilhauerpricelist.com for further details.



in.

W 37.5 D 32 H 41.75 SH 16.5 AH 25

High back chair with 4-star aluminum base - pricing for single cover

COM	3100	Fabric	3376	3486	3596	3760	3926	4091	4256	4420	5 Yds.
COL	3410	Leather	4856	5450	6130						85 Sq. Ft.

Combo cover pricing - add INSIDE & OUTSIDE prices

INSIDE:

COM	1395	Fabric	1519	1569	1618	1692	1767	1841	1915	1989	2.25 Yds.
COL	1535	Leather	2186	2453	2759						38.25 Sq. Ft.

OUTSIDE:

COM	1705	Fabric	1857	1917	1978	2068	2159	2250	2341	2431	2.75 Yds.
COL	1876	Leather	2671	2998	3372						46.75 Sq. Ft.



in.

W 37.5 D 32 H 41.75 SH 16.5 AH 25

High back chair with 4-star wood base - pricing for single cover

COM	3800	Fabric	4076	4186	4296	4460	4626	4791	4956	5120	5 Yds.
COL	4180	Leather	5626	6220	6900						85 Sq. Ft.

Combo cover pricing - add INSIDE & OUTSIDE prices

INSIDE:

COM	1710	Fabric	1834	1884	1933	2007	2082	2156	2230	2304	2.25 Yds.
COL	1881	Leather	2532	2799	3105						38.25 Sq. Ft.

OUTSIDE:

COM	2090	Fabric	2242	2302	2363	2453	2544	2635	2726	2816	2.75 Yds.
COL	2299	Leather	3094	3421	3795						46.75 Sq. Ft.

To Order Specify

690
Luno

- Product Name
- Product Number
- Back Option
- Base Option
- Base Finish
- Upholstery
- Quantity
- End User

Back Option

0
Low Back

1
High Back

Base Option

4
4-Star Aluminum

5
4-Star Wood

4-Star Aluminum Base Finishes

PA00 - Polished Aluminum
PC23 - Dark Grey

4-Star Wood Base Ash Stains

AHM - Midnight
AHS - Snow
AHB - Blue
AHP - Pink
AHY - Yellow
AHC - Chartreuse
AHG - Dark Grey
AHF - Fog
AHN - Natural Ash
AHW - Walnut on Ash

4-Star Walnut Wood Base

Upcharge \$170
WAN - 4-Star Natural Walnut
Wood Base

LOUNGE SEATING



















EFFECTIVE SEPTEMBER 1, 2018

Gr A Gr B Gr C Gr D Gr E Gr F Gr G Gr H

MEANDER

Design Niels Bendtsen & Giancarlo Stefani















Ships standard with PC01 Onyx powder coat base. All configurations include ganging. If pieces are to be used as stand-alone units (not in configuration), please notify Keilhauer customer service, customer.service@keilhauer.com. For all other construction details, color, finish and stain choices see page 6 or www.keilhauerpricelist.com. Keilhauer prices include freight. Please refer to [Freight](#) on page 4 or www.keilhauerpricelist.com for further details.

	in.	W 32 D 33.75 H 27.5 SH 16.5											
		COM	2090	Fabric	2310	2398	2486	2618	2750	2882	3014	3146	4 Yds.
		COL	2299	Leather	3455	3931	4475						68 Sq. Ft.
	56000	Single unit with back											
	in.	W 39 D 33.75 H 27.5 SH 16.5 AH 24											
		COM	2635	Fabric	2882	2981	3080	3229	3377	3526	3674	3823	4.5 Yds.
		COL	2898	Leather	4199	4734	5346						76.5 Sq. Ft.
	56010	Single unit with back and arm RAF											
	in.	W 39 D 33.75 H 27.5 SH 16.5 AH 24											
		COM	2635	Fabric	2882	2981	3080	3229	3377	3526	3674	3823	4.5 Yds.
		COL	2898	Leather	4199	4734	5346						76.5 Sq. Ft.
	56011	Single unit with back and arm LAF											
	in.	W 42 D 35.25 H 27.5 SH 16.5											
		COM	2500	Fabric	2734	2828	2921	3061	3202	3342	3482	3622	4.25 Yds.
		COL	2750	Leather	3979	4484	5062						72.25 Sq. Ft.
	56020	Inward curve unit											
	in.	W 42.25 D 35.25 H 27.5 SH 16.5											
		COM	2635	Fabric	2869	2962	3056	3196	3336	3476	3617	3757	4.25 Yds.
		COL	2898	Leather	4127	4632	5210						72.25 Sq. Ft.
	56021	Outward curve unit											
	in.	W 49.75 D 33.75 H 27.5 SH 16.5 AH 24											
		COM	2965	Fabric	3240	3350	3460	3625	3790	3955	4120	4285	5 Yds.
		COL	3261	Leather	4706	5301	5981						85 Sq. Ft.
	56030	90° curve corner unit RCF											
	in.	W 49.75 D 33.75 H 27.5 SH 16.5 AH 24											
		COM	2965	Fabric	3240	3350	3460	3625	3790	3955	4120	4285	5 Yds.
		COL	3261	Leather	4706	5301	5981						85 Sq. Ft.
	56031	90° curve corner unit LCF											
	in.	W 49.75 D 33.75 H 27.5 SH 16.5											
		COM	3260	Fabric	3563	3684	3805	3986	4168	4349	4531	4712	5.5 Yds.
		COL	3586	Leather	5176	5830	6578						93.5 Sq. Ft.
	56032	Corner unit RCF											
	in.	W 49.75 D 33.75 H 27.5 SH 16.5											
		COM	3260	Fabric	3563	3684	3805	3986	4168	4349	4531	4712	5.5 Yds.
		COL	3586	Leather	5176	5830	6578						93.5 Sq. Ft.
	56033	Corner unit LCF											

LOUNGE SEATING

EFFECTIVE SEPTEMBER 1, 2018

MEANDER CONTINUED

				Gr A	Gr B	Gr C	Gr D	Gr E	Gr F	Gr G	Gr H		
	in.	W 47.75 D 33.75 H 27.5 SH 16.5											
		COM	2900	Fabric	3175	3285	3395	3560	3725	3890	4055	4220	5 Yds.
	56040	COL	3190	Leather	4635	5230	5910						85 Sq. Ft.
		70° curve corner unit RCF											
	in.	W 47.75 D 33.75 H 27.5 SH 16.5											
		COM	2900	Fabric	3175	3285	3395	3560	3725	3890	4055	4220	5 Yds.
	56041	COL	3190	Leather	4635	5230	5910						85 Sq. Ft.
		70° curve corner unit LCF											
	in.	W 47.25 D 33.75 H 27.5 SH 16.5											
		COM	2635	Fabric	2882	2981	3080	3229	3377	3526	3674	3823	4.5 Yds.
	56050	COL	2898	Leather	4199	4734	5346						76.5 Sq. Ft.
		Short back unit REF											
	in.	W 47.25 D 33.75 H 27.5 SH 16.5											
		COM	2635	Fabric	2882	2981	3080	3229	3377	3526	3674	3823	4.5 Yds.
	56051	COL	2898	Leather	4199	4734	5346						76.5 Sq. Ft.
		Short back unit LEF											
	in.	W 32 D 32 H 16.5 SH 16.5											
		COM	1395	Fabric	1560	1626	1692	1791	1890	1989	2088	2187	3 Yds.
	56060	COL	1535	Leather	2402	2759	3167						51 Sq. Ft.
		Small ottoman											
	in.	W 47.25 D 32 H 16.5 SH 16.5											
		COM	1695	Fabric	1888	1965	2042	2157	2273	2388	2504	2619	3.5 Yds.
	56061	COL	1865	2877	3293	3769							59.5 Sq. Ft.
		Medium ottoman											
	in.	W 47.25 D 47.25 H 16.5 SH 16.5											
		COM	2185	Fabric	2378	2455	2532	2647	2763	2878	2994	3109	3.5 Yds.
	56062	COL	2404	Leather	3416	3832	4308						59.5 Sq. Ft.
		Large ottoman											

To Order Specify

56

Meander

Base Finish

PC01 - Onyx

Product Name
Product Number
Base Finish
Upholstery
Quantity
End User

LOUNGE SEATING

EFFECTIVE SEPTEMBER 1, 2018





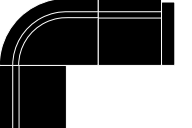
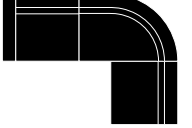


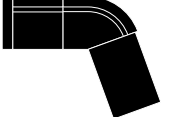
MEANDER CONFIGURATIONS

Design Niels Bendtsen & Giancarlo Stefani

Ships standard with PC01 Onyx powder coat base. The configuration pricing below includes ganging and assumes equally graded fabric/leather is applied to all seating models in the configuration.

For all other construction details, color, finish and stain choices see page 6 or www.keilhauerpricelist.com.

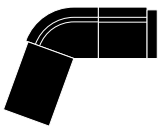


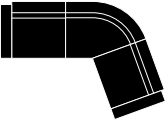
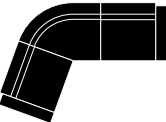
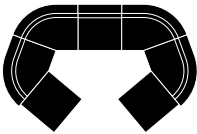
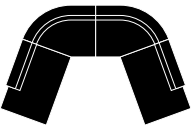

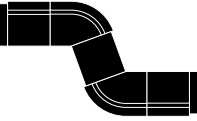
Keilhauer prices include freight. Please refer to [Freight](#) on page 4 or www.keilhauerpricelist.com for further details.

			Gr A	Gr B	Gr C	Gr D	Gr E	Gr F	Gr G	Gr H		
	in.	W 77 D 33.75 H 27.5 SH 16.5 AH 24										
	COM	5269	Fabric	5764	5962	6160	6458	6754	7052	7348	7646	9 Yds.
	COL	5796	Leather	8398	9468	10692						153 Sq. Ft.
	Meander - 01	Meander 56010 x 1 and 56011 x 1										
	in.	W 85.75 D 33.75 H 27.5 SH 16.5 AH 24										
	COM	5269	Fabric	5764	5962	6160	6458	6754	7052	7348	7646	9 Yds.
	COL	5796	Leather	8398	9468	10692						153 Sq. Ft.
	Meander - 02	Meander 56010 x 1 and 56051 x 1										
	in.	W 85.75 D 33.75 H 27.5 SH 16.5 AH 24										
	COM	5269	Fabric	5764	5962	6160	6458	6754	7052	7348	7646	9 Yds.
	COL	5796	Leather	8398	9468	10692						153 Sq. Ft.
	Meander - 03	Meander 56011 x 1 and 56050 x 1										
	in.	W 94.5 D 33.75 H 27.5 SH 16.5 AH 24										
	COM	5269	Fabric	5764	5962	6160	6458	6754	7052	7348	7646	9 Yds.
	COL	5796	Leather	8398	9468	10692						153 Sq. Ft.
	Meander - 04	Meander 56051 x 1 and 56050 x 1										
	in.	W 88.25 D 65.5 H 27.5 SH 16.5 AH 24										
	COM	7689	Fabric	8432	8729	9026	9472	9917	10363	10808	11254	13.5 Yds.
	COL	8458	Leather	12362	13968	15804						229.5 Sq. Ft.
	Meander - 05	Meander 56010 x 1, 56031 x 1 and 56000 x 1										
	in.	W 88.25 D 65.5 H 27.5 SH 16.5 AH 24										
	COM	7689	Fabric	8432	8729	9026	9472	9917	10363	10808	11254	13.5 Yds.
	COL	8458	Leather	12362	13968	15804						229.5 Sq. Ft.
	Meander - 06	Meander 56011 x 1, 56030 x 1 and 56000 x 1										
	in.	W 99.25 D 33.75 H 27.5 SH 16.5										
	COM	5929	Fabric	6480	6700	6920	7250	7580	7910	8240	8570	10 Yds.
	COL	6522	Leather	9412	10602	11962						170 Sq. Ft.
	Meander - 07	Meander 56031 x 1 and 56030 x 1										
	in.	W 95 D 33.75 H 27.5 SH 16.5										
	COM	5800	Fabric	6350	6570	6790	7120	7450	7780	8110	8440	10 Yds.
	COL	6380	Leather	9270	10460	11820						170 Sq. Ft.
	Meander - 08	Meander 56040 x 1 and 56041 x 1										
	in.	W 100.75 D 78 H 27.5 SH 16.5 AH 24										
	COM	7230	Fabric	7945	8231	8517	8946	9375	9804	10233	10662	13 Yds.
	COL	7953	Leather	11711	13257	15025						221 Sq. Ft.
	Meander - 09	Meander 56011 x 1, 56040 x 1 and 56061 x 1										

LOUNGE SEATING

EFFECTIVE SEPTEMBER 1, 2018

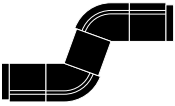

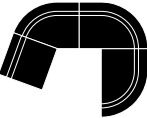
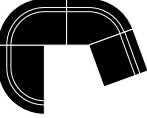
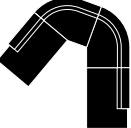
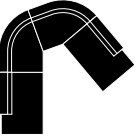

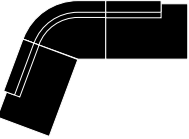
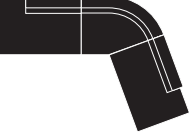
MEANDER CONFIGURATIONS CONTINUED

				Gr A	Gr B	Gr C	Gr D	Gr E	Gr F	Gr G	Gr H		
	in.	W 100.75 D 78 H 27.5 SH 16.5 AH 24											
		COM	7230	Fabric	7945	8231	8517	8946	9375	9804	10233	10662	13 Yds.
		COL	7953	Leather	11711	13257	15025						221 Sq. Ft.
	Meander - 10	Meander 56010 x 1, 56041 x 1 and 56061 x 1											
	in.	W 94.75 D 33.75 H 27.5 SH 16.5											
		COM	5535	Fabric	6057	6266	6475	6789	7102	7416	7729	8043	9.5 Yds.
		COL	6088	Leather	8834	9964	11256						161.5 Sq. Ft.
	Meander - 11	Meander 56041 x 1 and 56050 x 1											
	in.	W 94.75 D 3.75 H 27.5 SH 16.5											
		COM	5535	Fabric	6057	6266	6475	6789	7102	7416	7729	8043	9.5 Yds.
		COL	6088	Leather	8834	9964	11256						161.5 Sq. Ft.
	Meander - 12	Meander 56040 x 1 and 56051 x 1											
	in.	W 97.5 D 69.75 H 27.5 SH 16.5 AH 24											
		COM	8169	Fabric	8941	9249	9557	10018	10481	10942	11405	11866	14 Yds.
		COL	8986	Leather	13033	14698	16602						238 Sq. Ft.
	Meander - 13	Meander 56010 x 1, 56011 x 1 and 56040 x 1											
	in.	W 97.5 D 69.75 H 27.5 SH 16.5 AH 24											
		COM	8169	Fabric	8941	9249	9557	10018	10481	10942	11405	11866	14 Yds.
		COL	8986	Leather	13033	14698	16602						238 Sq. Ft.
	Meander - 14	Meander 56010 x 1, 56011 x 1 and 56041 x 1											
	in.	W 142 D 94.75 H 27.5 SH 16.5											
		COM	16480	Fabric	18130	18790	19450	20440	21430	22420	23410	24400	30 Yds.
		COL	18129	Leather	26799	30369	34449						510 Sq. Ft.
	Meander - 15	Meander 56060 x 2, 56040 x 2, 56041 x 2 and 56000 x 1											
	in.	W 124.25 D 78 H 27.5 SH 16.5											
		COM	11069	Fabric	12114	12532	12950	13578	14204	14832	15458	16086	19 Yds.
		COL	12176	Leather	17668	19928	22512						323 Sq. Ft.
	Meander - 16	Meander 56050 x 1, 56051 x 1, 56040 x 1 and 56041 x 1											
	in.	W 133.75 D 44.25 H 27.5 SH 16.5											
		COM	7769	Fabric	8498	8790	9081	9519	9956	10394	10830	11268	13.25 Yds.
		COL	8546	Leather	12377	13952	15754						225.25 Sq. Ft.
	Meander - 17	Meander 56020 x 1, 56050 x 1 and 56051 x 1											
	in.	W 153.5 D 85.25 H 27.5 SH 16.5 AH 24											
		COM	12464	Fabric	13674	14158	14642	15369	16094	16821	17546	18273	22 Yds.
		COL	13711	Leather	20070	22687	25679						374 Sq. Ft.
	Meander - 18	Meander 56060 x 1, 56011 x 2 and 56040 x 2											

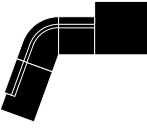
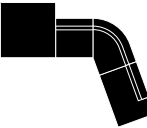
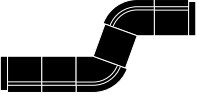




LOUNGE SEATING

EFFECTIVE SEPTEMBER 1, 2018

MEANDER CONFIGURATIONS
CONTINUED

			Gr A	Gr B	Gr C	Gr D	Gr E	Gr F	Gr G	Gr H			
	in.	W 153 D 85.25 H 27.5 SH 16.5 AH 24											
		COM	12464	Fabric	13674	14158	14642	15369	16094	16821	17546	18273	22 Yds.
		COL	13711	Leather	20070	22687	25679						374 Sq. Ft.
	Meander - 19	Meander 56060 x 1, 56010 x 2 and 56041 x 2											
	in.	W 184 D 37.25 H 27.5 SH 16.5											
		COM	12904	Fabric	14075	14542	15010	15710	16412	17112	17815	18515	21.25 Yds.
		COL	14194	Leather	16653	17663	18819						361.25 Sq. Ft.
	Meander - 20	Meander 56020 x 2 and 56021 x 3											
	in.	W 108 D 83.5 H 27.5 SH 16.5											
		COM	10919	Fabric	11965	12383	12801	13428	14055	14682	15309	15936	19 Yds.
		COL	12011	Leather	17502	19763	22347						323 Sq. Ft.
	Meander - 21	Meander 56000 x 1, 56041 x 1 and 56030 x 2											
	in.	W 108 D 83.5 H 27.5 SH 16.5											
		COM	10919	Fabric	11965	12383	12801	13428	14055	14682	15309	15936	19 Yds.
		COL	12011	Leather	17502	19763	22347						323 Sq. Ft.
	Meander - 22	Meander 56040 x 1, 56000 x 1 and 56031 x 2											
	in.	W 103.25 D 102.5 H 27.5 SH 16.5											
		COM	11069	Fabric	12114	12534	12950	13578	14204	14832	15458	16086	19 Yds.
		COL	12176	Leather	17668	19928	22512						323 Sq. Ft.
	Meander - 23	Meander 56051 x 1, 56050 x 1 and 56041 x 2											
	in.	W 103.25 D 102.5 H 27.5 SH 16.5											
		COM	11069	Fabric	12114	12534	12950	13578	14204	14832	15458	16086	19 Yds.
		COL	12176	Leather	17668	19928	22512						323 Sq. Ft.
	Meander - 24	Meander 56051 x 1, 56050 x 1 and 56040 x 2											
	in.	W 158.25 D 35.5 H 27.5 SH 16.5											
		COM	9449	Fabric	10384	10758	11132	11694	12254	12816	13376	13938	17 Yds.
		COL	10394	Leather	15308	17330	19642						289 Sq. Ft.
	Meander - 25	Meander 56051 x 2 and 56000 x 2											
	in.	W 127 D 64.5 H 27.5 SH 16.5											
		COM	8169	Fabric	8939	9247	9555	10018	10481	10942	11403	11866	14 Yds.
		COL	8986	Leather	13033	14698	16602						238 Sq. Ft.
	Meander - 26	Meander 56051 x 1, 56041 x 1 and 56050 x 1											
	in.	W 127 D 64.5 H 27.5 SH 16.5											
		COM	8169	Fabric	8939	9247	9555	10018	10481	10942	11403	11866	14 Yds.
		COL	8986	Leather	13033	14698	16602						238 Sq. Ft.
	Meander - 27	Meander 56051 x 1, 56050 x 1 and 56040 x 1											

MEANDER CONFIGURATIONS
CONTINUED

			Gr A	Gr B	Gr C	Gr D	Gr E	Gr F	Gr G	Gr H		
	in.	W 130.5 D 106.5 H 27.5 SH 16.5										
	COM	9810	Fabric	10745	11119	11493	12054	12615	13176	13737	14298	17 Yds.
	COL	10791	Leather	15705	17727	20039						289 Sq. Ft.
Meander - 28	Meander 56051 x 1, 56040 x 1, 56000 x 1 and 56062 x 1											
	in.	W 130.5 D 106.5 H 27.5 SH 16.5										
	COM	9810	Fabric	10745	11119	11493	12054	12615	13176	13737	14298	17 Yds.
	COL	10791	Leather	15705	17727	20039						289 Sq. Ft.
Meander - 29	Meander 56050 x 1, 56041 x 1, 56000 x 1 and 56062 x 1											
	in.	W 182 D 86.5 H 27.5 SH 16.5										
	COM	14554	Fabric	15984	16556	17128	17987	18844	19703	20560	21419	26 Yds.
	COL	16010	Leather	23525	26618	30154						442 Sq. Ft.
Meander - 30	Meander 56000 x 1, 56060 x 1, 56010 x 2 and 56041 x 2											
	in.	W 99.5 D 33.75 H 27.5 SH 16.5										
	COM	6846	Fabric	7126	7368	7610	7972	8336	8698	9062	9424	11 Yds.
	COL	7172	Leather	10352	11660	13156						187 Sq. Ft.
Meander - 31	Meander 56032 x 1 and 56033 x 1											
	in.	W 139 D 44.75 H 27.5 SH 16.5										
	COM	9020	Fabric	9860	10196	10531	11033	11538	12040	12544	13046	15.25 Yds.
	COL	9922	Leather	14331	16144	18218						259.25 Sq. Ft.
Meander - 32	Meander 56020 x 1, 56032 x 1 and 56033 x 1											
	in.	W 88.25 D 104.25 H 27.5 SH 16.5										
	COM	10619	Fabric	11637	12044	12451	13062	13674	14283	14893	15504	18.5 Yds.
	COL	11681	Leather	17029	19229	21745						314.5 Sq. Ft.
Meander - 33	Meander 56000 x 1, 56010 x 1, 56011 x 1 and 56032 x 1											
	in.	W 88.25 D 104.25 H 27.5 SH 16.5										
	COM	10619	Fabric	11637	12044	12451	13062	13674	14283	14893	15504	18.5 Yds.
	COL	11681	Leather	17029	19229	21745						314.5 Sq. Ft.
Meander - 34	Meander 56000 x 1, 56010 x 1, 56011 x 1 and 56033 x 1											

To Order Specify

Product Name
Configuration Number
Base Finish
Upholstery
Quantity
End User



Meander Configuration



Base Finish
PC01 - Onyx







LOUNGE SEATING

EFFECTIVE SEPTEMBER 1, 2018

Gr A Gr B Gr C Gr D Gr E Gr F Gr G Gr H

OPT Design E00S

Base finishes are available in Walnut or Ash wood. Ash is available in 10 stains.
For all other construction details, color, finish and stain choices see page 6 or www.keilhauerpricelist.com.
Keilhauer prices include freight. Please refer to [Freight](#) on page 4 or www.keilhauerpricelist.com for further details.

	in.	W 39.75 D 29 H 29.75 SH 15.25											
		COM	2500	Fabric	2665	2731	2797	2896	2995	3094	3193	3292	3 Yds.
 	71050	COL	2750	Leather	3617	3974	4382						51 Sq. Ft.
Ash lounge chair													
	in.	W 39.75 D 29 H 29.75 SH 15.25											
		COM	2650	Fabric	2815	2881	2947	3046	3145	3244	3343	3442	3 Yds.
 	71150	COL	2915	Leather	3782	4139	4547						51 Sq. Ft.
Walnut lounge chair													

To Order Specify
Product Name
Product Number
Fabric
Base Options
Base Finish
Quantity
End User

<input checked="" type="checkbox"/> 71 Untucked	<input type="checkbox"/> Base Options	<input checked="" type="checkbox"/> 50 Opt	<input type="checkbox"/> Wood Base Finishes
	<input checked="" type="checkbox"/> 0 Ash		Walnut Walnut - WAN
	<input checked="" type="checkbox"/> 1 Walnut		Ash AHB - Blue AHC - Chartreuse AHF - Fog AHG - Dark Grey AHM - Midnight AHN - Natural Ash AHP - Pink AHS - Snow AHW - Walnut on Ash AHY - Yellow







LOUNGE SEATING

EFFECTIVE SEPTEMBER 1, 2018




Gr A Gr B Gr C Gr D Gr E Gr F Gr G Gr H

ORO Design E00S

Base finishes are available in Walnut or Ash Wood. Ash is available in 10 stains. Metal Bracket available in PC00 Nickel, PC01 Onyx, PC05 Shale, PC23 Dark Grey, PC24 Warm Grey, PC25 White, PC27 Bronze or Chrome for a \$50 upcharge. For all other construction details, color, finish and stain choices see page 6 or www.keilhauerpricelist.com. Keilhauer prices include freight. Please refer to [Freight](#) on page 4 or www.keilhauerpricelist.com for further details.

	in.	W 35.75 D 31.25 H 31.25 SH 16.25 AH 23.25											
		COM	2650	Fabric	2788	2843	2898	2980	3063	3145	3228	3310	2.5 Yds.
		COL	2915	Leather	3638	3935	4275						42.5 Sq. Ft.
	71040	Ash lounge chair											
	in.	W 35.75 D 31.25 H 31.25 SH 16.25 AH 23.25											
		COM	2940	Fabric	3078	3133	3188	3270	3353	3435	3518	3600	2.5 Yds.
		COL	3234	Leather	3957	4254	4594						42.5 Sq. Ft.
	71140	Walnut lounge chair											

To Order Specify
Product Name
Product Number
Fabric
Base Options
Base Finish
Bracket Finish
Quantity
End User

71 Untucked	 Base Options	40 Oro	 Wood Base Finishes	 Bracket Finishes
	0 Ash		Walnut Walnut - WAN	PC00 - Nickel PC01 - Onyx PC05 - Shale PC23 - Dark Grey PC24 - Warm Grey PC25 - White PC27 - Bronze Chrome - Upcharge \$50
	1 Walnut		Ash AHB - Blue AHC - Chartreuse AHF - Fog AHG - Dark Grey AHM - Midnight AHN - Natural Ash AHP - Pink AHS - Snow AHW - Walnut on Ash AHY - Yellow	

LOUNGE SEATING

EFFECTIVE SEPTEMBER 1, 2018









Gr A Gr B Gr C Gr D Gr E Gr F Gr G Gr H

PARLEZ
Design E00S

Base finishes are available in PA00 Polished Aluminum, for PC23 Dark Grey, PC26 Black (Satin), and PC27 Bronze add \$100. Table top finishes are available in Solid Matte Laminate (Add \$130 for rectangular table, \$720 for square table, \$260 for double-ended rectangular table), Walnut (Add \$60 for rectangular table, \$100 for square table, \$120 for double-ended rectangular table), Quartz (Add \$450 for rectangular table, \$1150 for square table, \$900 for double-ended rectangular table) and Ash Woods. Ash is available in 10 stains. For ganging, specify GM.

*Please note that for Parlez we cannot guarantee pattern matching on printed or patterned fabrics. We strongly recommend selecting a solid or textured textile for this product.





For all other construction details, color, finish and stain choices see page 6 or www.keilhauerpricelist.com. Keilhauer prices include freight. Please refer to [Freight](#) on page 4 or www.keilhauerpricelist.com for further details.

	in.	W 63 D 25 H 18.75 SH 18.75											
		COM	2490	Fabric	2683	2760	2837	2952	3068	3183	3299	3414	3.5 Yds.
		COL	2739	Leather	3751	4167	4643						59.5 Sq. Ft.
	70110	63" backless bench											
		COM	2990	Fabric	3183	3260	3337	3452	3568	3683	3799	3914	3.5 Yds.
		COL	3289	Leather	4301	4717	5193						59.5 Sq. Ft.
	70111	63" backless bench with square table											
		COM	3770	Fabric	3963	4040	4117	4232	4348	4463	4579	4694	3.5 Yds.
		COL	4147	Leather	5159	5575	6051						59.5 Sq. Ft.
	70115	63" backless bench with double ended rectangular tables											
		COM	2900	Fabric	3093	3170	3247	3362	3478	3593	3709	3824	3.5 Yds.
		COL	3190	Leather	4202	4618	5094						59.5 Sq. Ft.
	70116	63" backless bench with rectangular table											
		COM	2740	Fabric	2988	3087	3186	3334	3483	3631	3780	3928	4.5 Yds.
		COL	3014	Leather	4315	4850	5462						76.5 Sq. Ft.
	70210	75.5" backless bench											
		COM	3290	Fabric	3483	3560	3637	3752	3868	3983	4099	4214	3.5 Yds.
		COL	3619	Leather	4631	5047	5523						59.5 Sq. Ft.
	70211	75.5" backless bench with square table											
		COM	4190	Fabric	4383	4460	4537	4652	4768	4883	4999	5114	3.5 Yds.
		COL	4609	Leather	5621	6037	6513						59.5 Sq. Ft.
	70215	75.5" backless bench with double ended rectangular tables											
		COM	3190	Fabric	3410	3498	3586	3718	3850	3982	4114	4246	4 Yds.
		COL	3509	Leather	4665	5141	5685						68 Sq. Ft.
	70216	75.5" backless bench with rectangular table											

LOUNGE SEATING

EFFECTIVE SEPTEMBER 1, 2018

PARLEZ
CONTINUED

				Gr A	Gr B	Gr C	Gr D	Gr E	Gr F	Gr G	Gr H		
	in.	W 88 D 25 H 18.75 SH 18.75											
		COM	2990	Fabric	3265	3375	3485	3650	3815	3980	4145	4310	5 Yds.
		COL	3289	Leather	4734	5329	6009						85 Sq. Ft.
	70310	88" backless bench											
	in.	W 88 D 25 H 18.75 SH 18.75											
		COM	3590	Fabric	3810	3898	3986	4118	4250	4382	4514	4646	4 Yds.
		COL	3949	Leather	5105	5581	6125						68 Sq. Ft.
	70311	88" backless bench with square table											
	in.	W 88 D 25 H 18.75 SH 18.75											
		COM	4520	Fabric	4740	4828	4916	5048	5180	5312	5444	5576	4 Yds.
		COL	4972	Leather	6128	6604	7148						68 Sq. Ft.
	70315	88" backless bench with double ended rectangular tables											
	in.	W 88 D 25 H 18.75 SH 18.75											
		COM	3480	Fabric	3728	3827	3926	4074	4223	4371	4520	4668	4.5 Yds.
		COL	3828	Leather	5129	5664	6276						76.5 Sq. Ft.
	70316	88" backless bench with rectangular table											

To Order Specify
Product Name
Product Number
Fabric
Options
Base Finish
Table Top Finish
Ganging
Ganging
Quantity
End User

70
Parlez

Platform Size

Back/Backless/Corner

Options

Base Finishes

Table Top Finishes

Ganging

1
63"

1
Backless Bench
(No LAF/RAF Option)

0
Basic

PA00 - Polished Aluminum
\$100 upcharge for PC
PC23 - Dark Grey
PC26 - Black (Satin)
PC27 - Bronze

Solid Matte Laminate
Lam70 - Nero Ingo
Lam61 - Bianco Kos

Ganging - GM

2
75.5"

1
Single End - Square Table
(\$720 upcharge for Matte Lam, \$ 100 for Walnut,
\$1150 for Quartz)

Quartz * Upcharge
Q01 - Cambria Black
Q02 - White Cliff
Q03 - Ella
Q04 - Delgatie
Q05 - Rose Bay
Q06 - Queen Anne
Q07 - Wellington

3
88"

5
Double Ended Rectangular Tables
(\$260 upcharge for Matte Lam, \$ 120 for
Walnut, \$900 for Quartz)

Walnut
Walnut - WAN







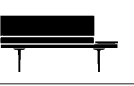

6
Single End - Rectangular Table
(\$130 upcharge for Matte Lam, \$60 for
Walnut, \$450 for Quartz)

Ash
AHB - Blue
AHC - Chartreuse
AHF - Fog
AHG - Dark Grey
AHM - Midnight
AHN - Natural Ash
AHP - Pink
AHS - Snow
AHW - Walnut on Ash
AHY - Yellow

LOUNGE SEATING

EFFECTIVE SEPTEMBER 1, 2018







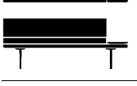

PARLEZ
CONTINUED

				Gr A	Gr B	Gr C	Gr D	Gr E	Gr F	Gr G	Gr H		
	in.	W 63 D 25 H 30 SH 18.75											
		COM	3530	Fabric	3805	3915	4025	4190	4355	4520	4685	4850	5 Yds.
		COL	3883	Leather	5328	5923	6603						85 Sq. Ft.
		70120	63" bench										
	in.	W 63 D 25 H 30 SH 18.75											
		COM	4270	Fabric	4490	4578	4666	4798	4930	5062	5194	5326	4 Yds.
		COL	4697	Leather	5853	6329	6873						68 Sq. Ft.
		70121	63" bench with REF square table										
	in.	W 63 D 25 H 30 SH 18.75											
		COM	4270	Fabric	4490	4578	4666	4798	4930	5062	5194	5326	4 Yds.
		COL	4697	Leather	5853	6329	6873						68 Sq. Ft.
		70122	63" bench with LEF square table										
	in.	W 63 D 25 H 30 SH 18.75											
		COM	3330	Fabric	3605	3715	3825	3990	4155	4320	4485	4650	5 Yds.
		COL	3663	Leather	5108	5703	6383						85 Sq. Ft.
		70123	63" bench with REF square cushion										
	in.	W 63 D 25 H 30 SH 18.75											
		COM	3330	Fabric	3605	3715	3825	3990	4155	4320	4485	4650	5 Yds.
		COL	3663	Leather	5108	5703	6383						85 Sq. Ft.
		70124	63" bench with LEF square cushion										
	in.	W 63 D 25 H 30 SH 18.75											
		COM	4780	Fabric	5000	5088	5176	5308	5440	5572	5704	5836	4 Yds.
		COL	5258	Leather	6414	6890	7434						68 Sq. Ft.
		70125	63" bench with double ended rectangular tables										
	in.	W 63 D 25 H 30 SH 18.75											
		COM	4140	Fabric	4388	4487	4586	4734	4883	5031	5180	5328	4.5 Yds.
		COL	4554	Leather	5855	6390	7002						76.5 Sq. Ft.
		70126	63" bench with REF rectangular table										
	in.	W 63 D 25 H 30 SH 18.75											
		COM	4140	Fabric	4388	4487	4586	4734	4883	5031	5180	5328	4.5 Yds.
		COL	4554	Leather	5855	6390	7002						76.5 Sq. Ft.
		70127	63" bench with LEF rectangular table										

LOUNGE SEATING

EFFECTIVE SEPTEMBER 1, 2018









PARLEZ
CONTINUED

				Gr A	Gr B	Gr C	Gr D	Gr E	Gr F	Gr G	Gr H		
	in.	W 75.5 D 25 H 30 SH 18.75											
		COM	3910	Fabric	4240	4372	4504	4702	4900	5098	5296	5494	6 Yds.
		COL	4301	Leather	6035	6749	7565						102 Sq. Ft.
		70220	75.5" bench										
	in.	W 75.5 D 25 H 30 SH 18.75											
		COM	4730	Fabric	4978	5077	5176	5324	5473	5621	5770	5918	4.5 Yds.
		COL	5203	Leather	6504	7039	7651						76.5 Sq. Ft.
		70221	75.5" bench with REF square table										
	in.	W 75.5 D 25 H 30 SH 18.75											
		COM	4730	Fabric	4978	5077	5176	5324	5473	5621	5770	5918	4.5 Yds.
		COL	5203	Leather	6504	7039	7651						76.5 Sq. Ft.
		70222	75.5" bench with LEF square table										
	in.	W 75.5 D 25 H 30 SH 18.75											
		COM	3680	Fabric	3983	4104	4225	4406	4588	4769	4951	5132	5.5 Yds.
		COL	4048	Leather	5638	6292	7040						93.5 Sq. Ft.
		70223	75.5" bench with REF square cushion										
	in.	W 75.5 D 25 H 30 SH 18.75											
		COM	3680	Fabric	3983	4104	4225	4406	4588	4769	4951	5132	5.5 Yds.
		COL	4048	Leather	5638	6292	7040						93.5 Sq. Ft.
		70224	75.5" bench with LEF square cushion										
	in.	W 75.5 D 25 H 30 SH 18.75											
		COM	5290	Fabric	5538	5637	5736	5884	6033	6181	6330	6478	4.5 Yds.
		COL	5819	Leather	7120	7655	8267						76.5 Sq. Ft.
		70225	75.5" bench with double ended rectangular tables										
	in.	W 75.5 D 25 H 30 SH 18.75											
		COM	4580	Fabric	4883	5004	5125	5306	5488	5669	5851	6032	5.5 Yds.
		COL	5038	Leather	6628	7282	8030						93.5 Sq. Ft.
		70226	75.5" bench with REF rectangular table										
	in.	W 75.5 D 25 H 30 SH 18.75											
		COM	4580	Fabric	4883	5004	5125	5306	5488	5669	5851	6032	5.5 Yds.
		COL	5038	Leather	6628	7282	8030						93.5 Sq. Ft.
		70227	75.5" bench with LEF rectangular table										

LOUNGE SEATING

EFFECTIVE SEPTEMBER 1, 2018









PARLEZ
CONTINUED

				Gr A	Gr B	Gr C	Gr D	Gr E	Gr F	Gr G	Gr H		
	in.	W 88 D 25 H 30 SH 18.75											
		COM	4290	Fabric	4648	4791	4934	5148	5363	5577	5792	6006	6.5 Yds.
		COL	4719	Leather	6598	7371	8255						110.5 Sq. Ft.
	70320	88" bench											
	in.	W 88 D 25 H 30 SH 18.75											
		COM	5190	Fabric	5493	5614	5735	5916	6098	6279	6461	6642	5.5 Yds.
		COL	5709	Leather	7299	7953	8701						93.5 Sq. Ft.
	70321	88" bench with REF square table											
	in.	W 88 D 25 H 30 SH 18.75											
		COM	5190	Fabric	5493	5614	5735	5916	6098	6279	6461	6642	5.5 Yds.
		COL	5709	Leather	7299	7953	8701						93.5 Sq. Ft.
	70322	88" bench with LEF square table											
	in.	W 88 D 25 H 30 SH 18.75											
		COM	4040	Fabric	4398	4541	4684	4898	5113	5327	5542	5756	6.5 Yds.
		COL	4444	Leather	6323	7096	7980						110.5 Sq. Ft.
	70323	88" bench with REF square cushion											
	in.	W 88 D 25 H 30 SH 18.75											
		COM	4040	Fabric	4398	4541	4684	4898	5113	5327	5542	5756	6.5 Yds.
		COL	4444	Leather	6323	7096	7980						110.5 Sq. Ft.
	70324	88" bench with LEF square cushion											
	in.	W 88 D 25 H 30 SH 18.75											
		COM	5810	Fabric	6113	6234	6355	6536	6718	6899	7081	7262	5.5 Yds.
		COL	6391	Leather	7981	8635	9383						93.5 Sq. Ft.
	70325	88" bench with double ended rectangular tables											
	in.	W 88 D 25 H 30 SH 18.75											
		COM	5030	Fabric	5388	5531	5674	5888	6103	6317	6532	6746	6.5 Yds.
		COL	5533	Leather	7412	8185	9069						110.5 Sq. Ft.
	70326	88" bench with REF rectangular table											
	in.	W 88 D 25 H 30 SH 18.75											
		COM	5030	Fabric	5388	5531	5674	5888	6103	6317	6532	6746	6.5 Yds.
		COL	5533	Leather	7412	8185	9069						110.5 Sq. Ft.
	70327	88" bench with LEF rectangular table											

LOUNGE SEATING

EFFECTIVE SEPTEMBER 1, 2018

PARLEZ
CONTINUED

				Gr A	Gr B	Gr C	Gr D	Gr E	Gr F	Gr G	Gr H		
	in.	W 69.5 D 25 H 30 SH 18.75											
		COM	3780	Fabric	4138	4281	4424	4638	4853	5067	5282	5496	6.5 Yds.
		COL	4158	Leather	6037	6810	7694						110.5 Sq. Ft.
70430		69.5" RAF corner bench											
	in.	W 69.5 D 25 H 30 SH 18.75											
		COM	4520	Fabric	4795	4905	5015	5180	5345	5510	5675	5840	5 Yds.
		COL	4972	Leather	6417	7012	7692						85 Sq. Ft.
70432		69.5" RAF corner bench with LEF square table											
	in.	W 69.5 D 25 H 30 SH 18.75											
		COM	3580	Fabric	3883	4004	4125	4306	4488	4669	4851	5032	5.5 Yds.
		COL	3938	Leather	5528	6182	6930						93.5 Sq. Ft.
70434		69.5" RAF corner bench with LEF square cushion											
	in.	W 69.5 D 25 H 30 SH 18.75											
		COM	4390	Fabric	4693	4814	4935	5116	5298	5479	5661	5842	5.5 Yds.
		COL	4829	Leather	6419	7073	7821						93.5 Sq. Ft.
70437		69.5" RAF corner bench with LEF rectangular table											
	in.	W 82 D 25 H 30 SH 18.75											
		COM	4160	Fabric	4545	4699	4853	5084	5315	5546	5777	6008	7 Yds.
		COL	4576	Leather	6599	7432	8384						119 Sq. Ft.
70530		82" RAF corner bench											
	in.	W 82 D 25 H 30 SH 18.75											
		COM	4980	Fabric	5283	5404	5525	5706	5888	6069	6251	6432	5.5 Yds.
		COL	5478	Leather	7068	7722	8470						93.5 Sq. Ft.
70532		82" RAF corner bench with LEF square table											
	in.	W 82 D 25 H 30 SH 18.75											
		COM	3930	Fabric	4288	4431	4574	4788	5003	5217	5432	5646	6.5 Yds.
		COL	4323	Leather	6202	6975	7859						110.5 Sq. Ft.
70534		82" RAF corner bench with LEF square cushion											
	in.	W 82 D 25 H 30 SH 18.75											
		COM	4830	Fabric	5160	5292	5424	5622	5820	6018	6216	6414	6 Yds.
		COL	5313	Leather	7047	7761	8577						102 Sq. Ft.
70537		82" RAF corner bench with LEF rectangular table											

LOUNGE SEATING

EFFECTIVE SEPTEMBER 1, 2018

PARLEZ
CONTINUED

Gr A Gr B Gr C Gr D Gr E Gr F Gr G Gr H

Model	Configuration	COM	Fabric	Gr A	Gr B	Gr C	Gr D	Gr E	Gr F	Gr G	Gr H	Area
70630	in. W 94.5 D 25 H 30 SH 18.75											
	COM	4540	Fabric	4953	5118	5283	5530	5778	6025	6273	6520	7.5 Yds.
	COL	4994	Leather	7162	8054	9074						127.5 Sq. Ft.
70630	94.5" RAF corner bench											
70632	in. W 94.5 D 25 H 30 SH 18.75											
	COM	5440	Fabric	5770	5902	6034	6232	6430	6628	6826	7024	6 Yds.
	COL	5984	Leather	7718	8432	9248						102 Sq. Ft.
70632	94.5" RAF corner bench with LEF square table											
70634	in. W 94.5 D 25 H 30 SH 18.75											
	COM	4295	Fabric	4708	4873	5038	5285	5533	5780	6028	6275	7.5 Yds.
	COL	4725	Leather	6893	7785	8805						127.5 Sq. Ft.
70634	94.5" RAF corner bench with LEF square cushion											
70637	in. W 94.5 D 25 H 30 SH 18.75											
	COM	5280	Fabric	5693	5858	6023	6270	6518	6765	7013	7260	7.5 Yds.
	COL	5808	Leather	7976	8868	9888						127.5 Sq. Ft.
70637	94.5" RAF corner bench with LEF rectangular table											

To Order Specify
Product Name
Product Number
Fabric
Options
Base Finish
Table Top Finish
Gangling
Quantity
End User

70
Parlez

Platform Size

Back/Backless/Corner

Options

Base Finishes

Table Top Finishes

Gangling

4
69.5"

4
LAF Corner Bench

0
Basic

PA00 - Polished Aluminum
\$100 upcharge for PC
PC23 - Dark Grey
PC26 - Black (Satin)
PC27 - Bronze

Solid Matte Laminate
Lam70 - Nero Ingo
Lam61 - Bianco Kos

Gangling - GM

5
82"

1
Single End - REF Square Table

Quartz
Q01 - Cambria Black
Q02 - White Cliff
Q03 - Ella
Q04 - Delgatie
Q05 - Rose Bay
Q06 - Queen Anne
Q07 - Wellington

6
94.5"

(\$720 upcharge for Matte Lam, \$ 100 for Walnut,
\$1150 for Quartz)

3
REF - Square Cushion

Walnut
Walnut - WAN

6
Single End - REF Rectangular Table



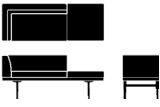





(\$130 upcharge for Matte Lam, \$60 for Walnut,
\$450 for Quartz)

Ash
AHB - Blue
AHC - Chartreuse
AHF - Fog
AHG - Dark Grey
AHM - Midnight
AHN - Natural Ash
AHP - Pink
AHS - Snow
AHW - Walnut on Ash
AHY - Yellow

LOUNGE SEATING

EFFECTIVE SEPTEMBER 1, 2018

PARLEZ
CONTINUED

				Gr A	Gr B	Gr C	Gr D	Gr E	Gr F	Gr G	Gr H		
	in.	W 69.5 D 25 H 30 SH 18.75											
		COM	3780	Fabric	4138	4281	4424	4638	4853	5067	5282	5496	6.5 Yds.
		COL	4158	Leather	6037	6810	7694						110.5 Sq. Ft.
70440		69.5" LAF corner bench											
	in.	W 69.5 D 25 H 30 SH 18.75											
		COM	4520	Fabric	4795	4905	5015	5180	5345	5510	5675	5840	5 Yds.
		COL	4972	Leather	6417	7012	7692						85 Sq. Ft.
70441		69.5" LAF corner bench with REF square table											
	in.	W 69.5 D 25 H 30 SH 18.75											
		COM	3580	Fabric	3883	4004	4125	4306	4488	4669	4851	5032	5.5 Yds.
		COL	3938	Leather	5528	6182	6930						93.5 Sq. Ft.
70443		69.5" LAF corner bench with REF square cushion											
	in.	W 69.5 D 25 H 30 SH 18.75											
		COM	4390	Fabric	4693	4814	4935	5116	5298	5479	5661	5842	5.5 Yds.
		COL	4829	Leather	6419	7073	7821						93.5 Sq. Ft.
70446		69.5" LAF corner bench with REF rectangular table											
	in.	W 82 D 25 H 30 SH 18.75											
		COM	4160	Fabric	4545	4699	4853	5084	5315	5546	5777	6008	7 Yds.
		COL	4576	Leather	6599	7432	8384						119 Sq. Ft.
70540		82" LAF corner bench											
	in.	W 82 D 25 H 30 SH 18.75											
		COM	4980	Fabric	5283	5404	5525	5706	5888	6069	6251	6432	5.5 Yds.
		COL	5478	Leather	7068	7722	8470						93.5 Sq. Ft.
70541		82" LAF corner bench with REF square table											
	in.	W 82 D 25 H 30 SH 18.75											
		COM	3930	Fabric	4288	4431	4574	4788	5003	5217	5432	5646	6.5 Yds.
		COL	4323	Leather	6202	6975	7859						110.5 Sq. Ft.
70543		82" LAF corner bench with REF square cushion											
	in.	W 82 D 25 H 30 SH 18.75											
		COM	4830	Fabric	5160	5292	5424	5622	5820	6018	6216	6414	6 Yds.
		COL	5313	Leather	7047	7761	8577						102 Sq. Ft.
70546		82" LAF corner bench with REF rectangular table											

LOUNGE SEATING

EFFECTIVE SEPTEMBER 1, 2018

PARLEZ
CONTINUED

Gr A Gr B Gr C Gr D Gr E Gr F Gr G Gr H

	in.	W 94.5 D 25 H 30 SH 18.75											
		COM	4540	Fabric	4953	5118	5283	5530	5778	6025	6273	6520	7.5 Yds.
		COL	4994	Leather	7162	8054	9074						127.5 Sq. Ft.
70640		94.5" LAF corner bench											
	in.	W 94.5 D 25 H 30 SH 18.75											
		COM	5440	Fabric	5770	5902	6034	6232	6430	6628	6826	7024	6 Yds.
		COL	5984	Leather	7718	8432	9248						102 Sq. Ft.
70641		94.5" LAF corner bench with REF square table											
	in.	W 94.5 D 25 H 30 SH 18.75											
		COM	4295	Fabric	4708	4873	5038	5285	5533	5780	6028	6275	7.5 Yds.
		COL	4725	Leather	6893	7785	8805						127.5 Sq. Ft.
70643		94.5" LAF corner bench with REF square cushion											
	in.	W 94.5 D 25 H 30 SH 18.75											
		COM	5280	Fabric	5693	5858	6023	6270	6518	6765	7013	7260	7.5 Yds.
		COL	5808	Leather	7976	8868	9888						127.5 Sq. Ft.
70646		94.5" LAF corner bench with REF rectangular table											

To Order Specify
Product Name
Product Number
Fabric
Options
Base Finish
Table Top Finish
Gangling
Quantity
End User

70
Parlez

Platform Size

Back/Backless/Corner

Options

Base Finishes

Table Top Finishes

Gangling

4
69.5"

4
LAF Corner Bench

0
Basic

PA00 - Polished Aluminum
\$100 upcharge for PC
PC23 - Dark Grey
PC26 - Black (Satin)
PC27 - Bronze

Solid Matte Laminated
Lam70 - Nero Ingo
Lam61 - Bianco Kos
Quartz
Q01 - Cambria Black
Q02 - White Cliff
Q03 - Ella
Q04 - Delgatie
Q05 - Rose Bay
Q06 - Queen Anne
Q07 - Wellington

Gangling - GM

5
82"

1
Single End - REF Square Table
(\$720 upcharge for Matte Lam, \$100 for Walnut,
\$1150 for Quartz)

Walnut
Walnut - WAN

6
94.5"

3
REF - Square Cushion

Ash
AHB - Blue
AHC - Chartreuse
AHF - Fog
AHG - Dark Grey
AHM - Midnight
AHN - Natural Ash
AHP - Pink
AHS - Snow
AHW - Walnut on Ash
AHY - Yellow

6
Single End - REF Rectangular Table
(\$130 upcharge for Matte Lam, \$60 for Walnut,
\$450 for Quartz)

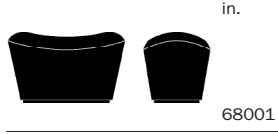
LOUNGE SEATING

EFFECTIVE SEPTEMBER 1, 2018

Gr A Gr B Gr C Gr D Gr E Gr F Gr G Gr H

PLUNK
Design E00S

For all other construction details, color, finish and stain choices see page 6 or www.keilhauerpricelist.com.
Keilhauer prices include freight. Please refer to [Freight](#) on page 4 or www.keilhauerpricelist.com for further details.





















			W 26.75	D 15.25	H 17.25	SH 16.25						
COM	690	Fabric	787	825	864	921	979	1037	1095	1152	1.75 Yds.	
COL	759	Leather	1265	1473	1711						29.75 Sq. Ft.	
Ottoman												

LOUNGE SEATING

EFFECTIVE SEPTEMBER 1, 2018

PONDER
Design E00S

4-star chairs available in PA00 Polished Aluminum or PC23 Dark Grey. Sled base and steel bracket for wood leg chairs available in PC00 Nickel, PC01 Onyx, PC05 Shale, PC23 Dark Grey, PC24 Warm Grey, PC25 White, PC27 Bronze or Chrome for a \$50 upcharge. 4-leg wood base is Ash and available in 10 stains. Models 68703, 68713 and 68723 ship standard with regular (carpet) glides unless specified otherwise. For all other construction details, color, finish and stain choices see page 6 or www.keilhauerpricelist.com. Keilhauer prices include freight. Please refer to [Freight](#) on page 4 or www.keilhauerpricelist.com for further details.

				Gr A	Gr B	Gr C	Gr D	Gr E	Gr F	Gr G	Gr H		
	in.			W 30	D 29.75	H 29.25	SH 16.75	AH 20.5					
		COM	2140	Fabric	2278	2333	2388	2470	2553	2635	2718	2800	2.5 Yds.
		COL	2354	Leather	3077	3374	3714						42.5 Sq. Ft.
68702		Low back lounge chair with 4-leg wood base											
	in.			W 30	D 29.75	H 29.25	SH 16.75	AH 20.5					
		COM	1840	Fabric	1978	2033	2088	2170	2253	2335	2418	2500	2.5 Yds.
		COL	2024	Leather	2747	3044	3384						42.5 Sq. Ft.
68703		Low back lounge chair with sled base											
	in.			W 30	D 29.75	H 29.25	SH 16.75	AH 20.5					
		COM	1940	Fabric	2078	2133	2188	2270	2353	2435	2518	2600	2.5 Yds.
		COL	2134	Leather	2857	3154	3494						42.5 Sq. Ft.
68704		Low back lounge chair with 4-star base											
	in.			W 30	D 31.25	H 42.5	SH 16.75	AH 20.5					
		COM	2450	Fabric	2615	2681	2747	2846	2945	3044	3143	3242	3 Yds.
		COL	2695	Leather	3562	3919	4327						51 Sq. Ft.
68712		High back lounge chair with 4-leg wood base											
	in.			W 30	D 31.25	H 42.5	SH 16.75	AH 20.5					
		COM	2150	Fabric	2315	2381	2447	2546	2645	2744	2843	2942	3 Yds.
		COL	2365	Leather	3232	3589	3997						51 Sq. Ft.
68713		High back lounge chair with sled base											
	in.			W 30	D 31.25	H 42.5	SH 16.75	AH 20.5					
		COM	2250	Fabric	2415	2481	2547	2646	2745	2844	2943	3042	3 Yds.
		COL	2475	Leather	3342	3699	4107						51 Sq. Ft.
68714		High back lounge chair with 4-star base											
	in.			W 27	D 30.75	H 30.75	SH 16.75						
		COM	1890	Fabric	2014	2064	2113	2187	2262	2336	2410	2484	2.25 Yds.
		COL	2079	Leather	2730	2997	3303						38.25 Sq. Ft.
68722		Mid back armless lounge chair with 4-leg wood base											
	in.			W 27	D 30.75	H 30.75	SH 16.75						
		COM	1590	Fabric	1714	1764	1813	1887	1962	2036	2110	2184	2.25 Yds.
		COL	1749	Leather	2400	2667	2973						38.25 Sq. Ft.
68723		Mid back armless lounge chair with sled base											
	in.			W 27	D 30.75	H 30.75	SH 16.75						
		COM	1690	Fabric	1814	1864	1913	1987	2062	2136	2210	2284	2.25 Yds.
		COL	1859	Leather	2510	2777	3083						38.25 Sq. Ft.
68724		Mid back armless lounge chair with 4-star base											

To Order Specify

Product Name	<input type="text" value="68"/>	<input type="text" value="7"/>	<input type="text" value=""/>	<input type="text" value=""/>	<input type="text" value=""/>	<input type="text" value=""/>	<input type="text" value=""/>	<input type="text" value=""/>	<input type="text" value=""/>	<input type="text" value=""/>	<input type="text" value=""/>
Product Number	Hangout	Ponder	Back	Base	Wood Leg Ash Stains	Wood Leg Steel Bracket	Sled Base Finishes	4-Star Base Finishes	Sled Base Glide Options		
Back Option	<input type="text" value="0"/>	<input type="text" value="2"/>	<input type="text" value="2"/>	<input type="text" value="4"/>	AHM - Midnight	PC00 - Nickel	PC00 - Nickel	PA00 - Polished Aluminum	R - Regular Glides (for carpet)		
Base Option					AHS - Snow	PC01 - Onyx	PC01 - Onyx	PC23 - Dark Grey	F - Felt Glides (for hard floors)		
Finish Option					AHB - Blue	PC05 - Shale	PC05 - Shale				
Glide Option					AHP - Pink	PC23 - Dark Grey	PC23 - Dark Grey				
Quantity					AHY - Yellow	PC24 - Warm Grey	PC24 - Warm Grey				
End User					AHC - Chartreuse	PC25 - White	PC25 - White				
					AHG - Dark Grey	PC27 - Bronze	PC27 - Bronze				
					AHF - Fog	Chrome - Upcharge \$50	Chrome - Upcharge \$50				
					AHN - Natural Ash						
					AHW - Walnut on Ash						





LOUNGE

EFFECTIVE SEPTEMBER 1, 2018

Gr A Gr B Gr C Gr D Gr E Gr F Gr G Gr H

RUBEN Design Mark Kapka

Available in Walnut or Ash; ash bases are available in 10 stains.
For all other construction details, color, finish and stain choices see page 6 or www.keilhauerpricelist.com.
Keilhauer prices include freight. Please refer to [Freight](#) on page 4 or www.keilhauerpricelist.com for further details.

	in.	W 23.5 D 28 H 29.5 SH 17											
		COM	1930	Fabric	2013	2046	2079	2128	2178	2227	2277	2326	1.5 Yds.
		COL	2123	Leather	2557	2735	2939						25.5 Sq. Ft.
6881	Ash lounge chair												
	in.	W 23.5 D 28 H 29.5 SH 17											
		COM	2153	Fabric	2235	2268	2301	2351	2400	2450	2499	2549	1.5 Yds.
		COL	2368	Leather	2802	2980	3184						25.5 Sq. Ft.
6891	Walnut lounge chair												
	in.	W 96 D 34 H 29 SH 16											
		COM	6400	Fabric	6950	7170	7390	7720	8050	8380	8710	9040	10 Yds.
		COL	7040	Leather	9930	11120	12480						170 Sq. Ft.
6882	Ash 3 seater sofa - 96"												
	in.	W 96 D 34 H 29 SH 16											
		COM	6700	Fabric	7250	7470	7690	8020	8350	8680	9010	9340	10 Yds.
		COL	7370	Leather	10260	11450	12810						170 Sq. Ft.
6892	Walnut 3 seater sofa - 96"												

To Order Specify

Product Name	<input checked="" type="checkbox"/> 68	<input type="checkbox"/>	<input type="checkbox"/>	<input type="checkbox"/>	<input type="checkbox"/>
Product Number	68				
Wood Option	<input type="checkbox"/>	<input type="checkbox"/>	<input type="checkbox"/>	<input type="checkbox"/>	<input type="checkbox"/>
Frame Option					
Stain Option					
Quantity					
End User					
	<input checked="" type="checkbox"/> 8	<input type="checkbox"/> 1	<input type="checkbox"/>	<input type="checkbox"/>	<input type="checkbox"/>
	Ash	Lounge Chair	AHM - Midnight		WAN - Natural Walnut
			AHS - Snow		
			AHB - Blue		
			AHP - Pink		
			AHY - Yellow		
			AHC - Chartreuse		
			AHG - Dark Grey		
			AHF - Fog		
			AHN - Natural Ash		
			AHW - Walnut on Ash		
	<input type="checkbox"/> 9	<input type="checkbox"/> 2			
	Walnut	Sofa			

LOUNGE SEATING













EFFECTIVE SEPTEMBER 1, 2018

Gr A Gr B Gr C Gr D Gr E Gr F Gr G Gr H

TALK

Design E00S

For all other construction details, color, finish and stain choices see page 6 or www.keilhauerpricelist.com.
Keilhauer prices include freight. Please refer to [Freight](#) on page 4 or www.keilhauerpricelist.com for further details.

	in.	W 30 D 26 H 28.75 SH 16.75											
		COM	2730	Fabric	2923	3000	3077	3192	3308	3423	3539	3654	3.5 Yds.
		COL	3003	Leather	4015	4431	4907						59.5 Sq. Ft.
	8701	Low back tub chair, lounge height											
	in.	W 67.5 D 36 H 35.25 SH 16.25											
		COM	4930	Fabric	5233	5354	5475	5656	5838	6019	6201	6382	5.5 Yds.
		COL	5423	Leather	7013	7667	8415						93.5 Sq. Ft.
	8702	Low back 2-seater, lounge height											
	in.	W 67.5 D 34.5 H 36 SH 16.75											
		COM	4930	Fabric	5233	5354	5475	5656	5838	6019	6201	6382	5.5 Yds.
		COL	5423	Leather	7013	7667	8415						93.5 Sq. Ft.
	8703	Low back 2-seater, meeting height											
	in.	W 36.5 D 30 H 45.75 SH 16											
		COM	3750	Fabric	4053	4174	4295	4476	4658	4839	5021	5202	5.5 Yds.
		COL	4125	Leather	5715	6369	7117						93.5 Sq. Ft.
	8711	High back tub chair, lounge height											
	in.	W 66 D 38 H 47.25 SH 16.25											
		COM	5490	Fabric	5875	6029	6183	6414	6645	6876	7107	7338	7 Yds.
		COL	6039	Leather	8062	8895	9847						119 Sq. Ft.
	8712	High back 2-seater, lounge height											
	in.	W 66 D 34.75 H 48 SH 16.75											
		COM	5490	Fabric	5875	6029	6183	6414	6645	6876	7107	7338	7 Yds.
		COL	6039	Leather	8062	8895	9847						119 Sq. Ft.
	8713	High back 2-seater, meeting height											

To Order Specify



Frame Finish

Product Name
Product Number
Upholstery
Frame Finish
Quantity
End User









PC00 - Nickel
PC01 - Onyx
PC05 - Shale
PC23 - Dark Grey
PC24 - Warm Grey
PC25 - White
PC27 - Bronze
Chrome

LOUNGE SEATING

EFFECTIVE SEPTEMBER 1, 2018

VISIT
Design E00S








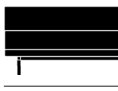


Wood legs are solid Ash and available in 10 stains. Brackets are available in powder coat. Curved benches and Visit tables cannot stand alone and are only available in configuration. Tables are available with power supply. Power configuration is 3 power, 2 USB (1 port with 2 connections), for an upcharge of \$450. If power is selected for the table in a configuration, all of the benches in the configuration need to have power integrated as well (no upcharge). For ganging, specify GM. For all other construction details, color, finish and stain choices see page 6 or www.keilhauerpricelist.com. Keilhauer prices include freight. Please refer to [Freight](#) on page 4 or www.keilhauerpricelist.com for further details.

			Gr A	Gr B	Gr C	Gr D	Gr E	Gr F	Gr G	Gr H		
	in.	W 63 D 28 H 18.25 SH 18.25										
	COM	2630	Fabric	2768	2823	2878	2960	3043	3125	3208	3290	2.5 Yds.
	COL	2893	Leather	3616	3913	4253						42.5 Sq. Ft.
	68100	Short single bench										
	in.	W 89.75 D 28 H 18.25 SH 18.25										
	COM	3180	Fabric	3345	3411	3477	3576	3675	3774	3873	3972	3 Yds.
	COL	3498	Leather	4365	4722	5130						51 Sq. Ft.
	68300	Long single bench										
	in.	W 63 D 28 H 31.75 SH 18.25										
	COM	3660	Fabric	3935	4045	4155	4320	4485	4650	4815	4980	5 Yds.
	COL	4026	Leather	5471	6066	6746						85 Sq. Ft.
	68110	Short low back single bench										
	in.	W 89.75 D 28 H 31.75 SH 18.25										
	COM	4490	Fabric	4820	4952	5084	5282	5480	5678	5876	6074	6 Yds.
	COL	4939	Leather	6673	7387	8203						102 Sq. Ft.
	68310	Long low back single bench										
	in.	W 63 D 28 H 31.75 SH 18.25 AH 31.75										
	COM	4060	Fabric	4335	4445	4555	4720	4885	5050	5215	5380	5 Yds.
	COL	4466	Leather	5911	6506	7186						85 Sq. Ft.
	68111	Short low back single bench with RHF arm										
	in.	W 89.75 D 28 H 31.75 SH 18.25 AH 31.75										
	COM	4850	Fabric	5180	5312	5444	5642	5840	6038	6236	6434	6 Yds.
	COL	5335	Leather	7069	7783	8599						102 Sq. Ft.
	68311	Long low back single bench with RHF arm										
	in.	W 63 D 28 H 31.75 SH 18.25 AH 31.75										
	COM	4060	Fabric	4335	4445	4555	4720	4885	5050	5215	5380	5 Yds.
	COL	4466	Leather	5911	6506	7186						85 Sq. Ft.
	68112	Short low back single bench with LHF arm										
	in.	W 89.75 D 28 H 31.75 SH 18.25 AH 31.75										
	COM	4850	Fabric	5180	5312	5444	5642	5840	6038	6236	6434	6 Yds.
	COL	5335	Leather	7069	7783	8599						102 Sq. Ft.
	68312	Long low back single bench with LHF arm										

LOUNGE SEATING

EFFECTIVE SEPTEMBER 1, 2018





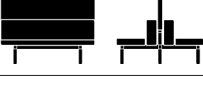

VISIT
CONTINUED

				Gr A	Gr B	Gr C	Gr D	Gr E	Gr F	Gr G	Gr H		
	in.	W 63 D 39 H 31.75 SH 18.25											
		COM	5380	Fabric	5655	5765	5875	6040	6205	6370	6535	6700	5 Yds.
		COL	5918	Leather	7363	7958	8638						85 Sq. Ft.
68120		Short low back single bench with ledge											
	in.	W 89.75 D 39 H 31.75 SH 18.25											
		COM	6590	Fabric	6920	7052	7184	7382	7580	7778	7976	8174	6 Yds.
		COL	7249	Leather	8983	9697	10513						102 Sq. Ft.
68320		Long low back single bench with ledge											
	in.	W 63 D 39 H 31.75 SH 18.25 AH 31.75											
		COM	5720	Fabric	5995	6105	6215	6380	6545	6710	6875	7040	5 Yds.
		COL	6292	Leather	7737	8332	9012						85 Sq. Ft.
68121		Short low back single bench with ledge and RHF arm											
	in.	W 89.75 D 39 H 31.75 SH 18.25 AH 31.75											
		COM	6820	Fabric	7150	7282	7414	7612	7810	8008	8206	8404	6 Yds.
		COL	7502	Leather	9236	9950	10766						102 Sq. Ft.
68321		Long low back single bench with ledge and RHF arm											
	in.	W 63 D 39 H 31.75 SH 18.25 AH 31.75											
		COM	5720	Fabric	5995	6105	6215	6380	6545	6710	6875	7040	5 Yds.
		COL	6292	Leather	7737	8332	9012						85 Sq. Ft.
68122		Short low back single bench with ledge and LHF arm											
	in.	W 89.75 D 39 H 31.75 SH 18.25 AH 31.75											
		COM	6820	Fabric	7150	7282	7414	7612	7810	8008	8206	8404	6 Yds.
		COL	7502	Leather	9236	9950	10766						102 Sq. Ft.
68322		Long low back single bench with ledge and LHF arm											
	in.	W 63 D 33 H 49 SH 18.25											
		COM	6000	Fabric	6468	6655	6842	7122	7403	7683	7964	8244	8.5 Yds.
		COL	6600	Leather	9057	10068	11224						144.5 Sq. Ft.
68130		Short low back single bench with privacy screen											
	in.	W 89.75 D 32 H 49 SH 18.25											
		COM	7250	Fabric	7773	7982	8191	8504	8818	9131	9445	9758	9.5 Yds.
		COL	7975	Leather	10721	11851	13143						161.5 Sq. Ft.
68330		Long low back single bench with privacy screen											
	in.	W 63 D 32 H 49 SH 18.25 AH 31.75											
		COM	6360	Fabric	6828	7015	7202	7482	7763	8043	8324	8604	8.5 Yds.
		COL	6996	Leather	9453	10464	11620						144.5 Sq. Ft.
68131		Short low back single bench with RHF arm and privacy screen											
	in.	W 89.75 D 32 H 49 SH 18.25 AH 31.75											
		COM	7590	Fabric	8113	8322	8531	8844	9158	9471	9785	10098	9.5 Yds.
		COL	8349	Leather	11095	12225	13517						161.5 Sq. Ft.
68331		Long low back single bench with RHF arm and privacy screen											

LOUNGE SEATING

EFFECTIVE SEPTEMBER 1, 2018







VISIT
CONTINUED

				G A	G B	G C	G D	G E	G F	G G	G H		
	in.	W 63 D 32 H 49 SH 18.25 AH 31.75											
		COM	6360	Fabric	6828	7015	7202	7482	7763	8043	8324	8604	8.5 Yds.
		COL	6996	Leather	9453	10464	11620						144.5 Sq. Ft.
68132		Short low back single bench with LHF arm and privacy screen											
	in.	W 89.75 D 32 H 49 SH 18.25 AH 31.75											
		COM	7590	Fabric	8113	8322	8531	8844	9158	9471	9785	10098	9.5 Yds.
		COL	8349	Leather	11095	12225	13517						161.5 Sq. Ft.
68332		Long low back single bench with LHF arm and privacy screen											
	in.	W 63 D 48.75 H 31.75 SH 18.25											
		COM	5490	Fabric	5875	6029	6183	6414	6645	6876	7107	7338	7 Yds.
		COL	6039	Leather	8062	8895	9847						119 Sq. Ft.
68210		Short low back double bench											
	in.	W 89.75 D 48.75 H 31.75 SH 18.25											
		COM	6620	Fabric	7060	7236	7412	7676	7940	8204	8468	8732	8 Yds.
		COL	7282	Leather	9594	10546	11634						136 Sq. Ft.
68410		Long low back double bench											
	in.	W 63 D 60.75 H 49 SH 18.25											
		COM	9340	Fabric	10055	10341	10627	11056	11485	11914	12343	12772	13 Yds.
		COL	10274	Leather	14031	15578	17346						221 Sq. Ft.
68240		Short low back double bench with privacy screen											
	in.	W 89.75 D 60.75 H 49 SH 18.25											
		COM	10890	Fabric	11715	12045	12375	12870	13365	13860	14355	14850	15 Yds.
		COL	11979	Leather	16314	18099	20139						255 Sq. Ft.
68440		Long low back double bench with privacy screen											

LOUNGE SEATING

EFFECTIVE SEPTEMBER 1, 2018

VISIT CONTINUED

				Gr A	Gr B	Gr C	Gr D	Gr E	Gr F	Gr G	Gr H		
 	in.	W 52 D 30.75 H 18.25 SH 18.25											
		COM	2590	Fabric	2673	2706	2739	2788	2838	2887	2937	2986	1.5 Yds.
		COL	2849	Leather	3283	3461	3665						25.5 Sq. Ft.
68500		Curved bench											
 	in.	W 52 D 30.75 H 31.75 SH 18.25											
		COM	3620	Fabric	3813	3890	3967	4082	4198	4313	4429	4544	2.5 Yds.
		COL	3982	Leather	4994	5410	5886						59.5 Sq. Ft.
68550		Long back curved bench											
 	in.	W 52 D 30.75 H 31.75 SH 18.25											
		COM	3590	Fabric	3755	3821	3887	3986	4085	4184	4283	4382	3 Yds.
		COL	3949	Leather	4816	5173	5581						51 Sq. Ft.
68560		Short back curved bench											

To Order Specify

- Product Name
- Product Number
- Bench Size
- Back Option
- Frame Finish Option
- Leg Finish Option
- Table Ledge Finish
- Quantity
- End User

68								
Visit	Bench	Back	Frame Finish	Wood Leg Ash Stains	Ledge Edge Options	Table Ledge Laminates	Ganging - GM	
	1	3	0	PC00 - Nickel PC01 - Onyx PC05 - Shale PC23 - Dark Grey PC24 - Warm Grey PC25 - White PC27 - Bronze	AHM - Midnight AHS - Snow AHB - Blue AHP - Pink AHY - Yellow AHC - Chartreuse AHG - Dark Grey AHF - Fog AHN - Natural Ash AHW - Walnut on Ash	LS - Standard laminate, straight laminate edge; 2 options available: LSC - Straight laminate edge with coordinating laminate edge band LSP - Straight laminate edge with exposed ply edge band LSM - Matte laminate, straight laminate edge; 2 options available: LSMC - Straight laminate edge with coordinating laminate edge band LSMP - Straight laminate edge with exposed ply edge band	Standard Laminates Lam11 - Manitoba Maple* Lam12 - Monticello Maple Lam13 - Fonthill Pear Lam17 - Xanadu Lam18 - Studio Teak Lam22 - Walnut Heights Lam31 - Designer White* Lam32 - Antique White* Lam33 - Alabaster Lam34 - Haze Lam35 - Slate Grey* Lam36 - Dove Grey* Lam37 - North Sea* Lam39 - Crisp Linen Lam41 - Cosmic Strandz Lam42 - Vapor Strandz Lam43 - Satin Stainless 909 - Black Lam84 - Biltmore Cherry* Lam85 - Hampton Walnut* Lam86 - Montana Walnut* Lam87 - Cafelle* Lam89 - Empire Mahogany* * Matte Finish	
	2	4	1					
	63" Double	90" Double	Single Low Back					
		5	2					
		60° Curve	Single Low Back with Ledge					
			3					
			Single High Back					
			4					
			Double Low Back with High back					
			5					
			Long Back (60° curved bench only)					
			6					
			Short Back (60° curved bench only)					
								Matte Laminates Lam61 - Bianco Kos Lam62 - Bianco Malé Lam63 - Grigio Efeso Lam64 - Beige Luxor Lam65 - Rosa Colorado* Lam66 - Castoro Ottawa Lam67 - Grigio Londra* Lam68 - Grigio Bromo Lam69 - Blu Delft* Lam70 - Nero Ingo Lam71 - Titanio Doha Lam72 - Zinco Doha Lam73 - Bronzo Doha Lam74 - Piombo Doha * Black Edge Band or Exposed Ply Edge Band Only

LOUNGE SEATING





EFFECTIVE SEPTEMBER 1, 2018

Gr A Gr B Gr C Gr D Gr E Gr F Gr G Gr H

VISIT

Design E00S

Wood legs are solid Ash and available in 10 stains. Brackets are available in powder coat.
 For all other construction details, color, finish and stain choices see page 6 or www.keilhauerpricelist.com.
 Keilhauer prices include freight. Please refer to [Freight](#) on page 4 or www.keilhauerpricelist.com for further details.

	in.	W 77.25 D 31.5 H 29.75 SH 17											
		COM	5490	Fabric	5820	5952	6084	6282	6480	6678	6876	7074	6 Yds.
	68802	COL	6039	Leather	7773	8487	9303						102 Sq. Ft.
Low back 2-seater sofa with wood base													
	in.	W 81.5 D 34.5 H 43 SH 17											
		COM	7690	Fabric	8213	8422	8631	8944	9258	9571	9885	10198	9.5 Yds.
	68812	COL	8459	Leather	11205	12335	13627						161.5 Sq. Ft.
High back 2-seater sofa with wood base													

To Order Specify

- Product Name
- Product Number
- Bench Size
- Back Option
- Leg Finish Option
- Frame Finish Option
- Quantity
- End User

68

Visit

8

2-Seater Sofa

Back

2

Wood Leg

Wood Leg Ash Stains

Frame Finish

0

Low Back

1

High Back

AHM - Midnight
 AHS - Snow
 AHB - Blue
 AHP - Pink
 AHY - Yellow
 AHC - Chartreuse
 AHG - Dark Grey
 AHF - Fog
 AHN - Natural Ash
 AHW - Walnut on Ash

PC00 - Nickel
 PC01 - Onyx
 PC05 - Shale
 PC23 - Dark Grey
 PC24 - Warm Grey
 PC25 - White
 PC27 - Bronze

LOUNGE SEATING



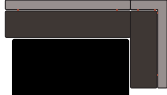





EFFECTIVE SEPTEMBER 1, 2018

Gr A Gr B Gr C Gr D Gr E Gr F Gr G Gr H

VISIT CONFIGURATIONS

Design E00S

Wood legs are solid Ash and are available in 10 stains. Brackets are available in powder coat. Curved benches and Visit tables cannot stand alone and are only available in configuration. Visit tables are priced with standard laminate. The configuration pricing below assumes equally graded fabric/leather is applied to all benches in the configuration. For all other construction details, color, finish and stain choices see page 6 or www.keilhauerpricelist.com. Keilhauer prices include freight. Please refer to Freight on page 4 or www.keilhauerpricelist.com for further details.

	in.	W 63 D 91.5 H 31.75 SH 18.25											
		COM	7320	Fabric	7870	8090	8310	8640	8970	9300	9630	9960	10 Yds.
		COL	8052	Leather	10942	12132	13492						170 Sq. Ft.
	Visit - 01	2 Visit 68110 and Juxta 47433 (not included in pricing)											
	in.	W 89.25 D 63.75 H 31.75 SH 18.25 AH 31.75											
		COM	7720	Fabric	8270	8490	8710	9040	9370	9700	10030	10360	10 Yds.
		COL	8492	Leather	11382	12572	13932						170 Sq. Ft.
	Visit - 02	Visit 68110, 68111 and Juxta 47433 (not included in pricing)											
	in.	W 116 D 69.75 H 31.75 SH 18.25 AH 31.75											
		COM	8550	Fabric	9155	9397	9639	10002	10365	10728	11091	11454	11 Yds.
		COL	9405	Leather	12584	13893	15389						187 Sq. Ft.
	Visit - 03	Visit 68112, 68310 and Juxta 47573 (not included in pricing)											
	in.	W 116 D 89.75 H 31.75 SH 18.25 AH 31.75											
		COM	9340	Fabric	10000	10264	10528	10924	11320	11716	12112	12508	12 Yds.
		COL	10274	Leather	13742	15170	16802						204 Sq. Ft.
	Visit - 04	Visit 68312, 68310 and Juxta 47573 (not included in pricing)											
	in.	W 89.75 D 97.5 H 31.75 SH 18.25											
		COM	8980	Fabric	9640	9904	10168	10564	10960	11356	11752	12148	12Yds.
		COL	9878	Leather	13346	14774	16406						204 Sq. Ft.
	Visit - 05	2 Visit 68310 and Juxta 47573 (not included in pricing)											
	in.	W 89.25 D 89.75 H 31.75 SH 18.25											
		COM	8510	Fabric	9115	9357	9599	9962	10325	10688	11051	11414	11 Yds.
		COL	9361	Leather	12540	13849	15345						187 Sq. Ft.
	Visit - 06	Visit 68110, 68312 and Juxta 47163 (not included in pricing)											
	in.	W 89.75 D 124 H 31.75 SH 18.25											
		COM	9770	Fabric	10265	10463	10661	10958	11255	11552	11849	12146	9 Yds.
		COL	10747	Leather	13348	14419	15643						153 Sq. Ft.
	Visit - 07	Visit 68300, 68320 and Juxta 47573, 2 Sip 68002 (not included in pricing)											
	in.	W 169 D 53.25 H 31.75 SH 18.25											
		COM	12620	Fabric	13335	13621	13907	14336	14765	15194	15623	16052	13 Yds.
		COL	13820	Leather	17577	19124	20892						221 Sq. Ft.
	Visit - 08	Visit 68120, 68410, 68651 and 2 Sip 68002 (not included in pricing)											





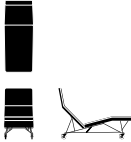



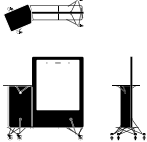
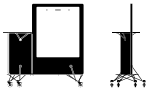




LOUNGE SEATING

EFFECTIVE SEPTEMBER 1, 2018

WHEELS

Design E00S

Chrome upcharge of \$60 for model 10001, \$90 for models 10002 and 10003, \$50 for model 10004 and \$150 for model 10005. All locking casters upcharge of \$40(LOC), 2 locking casters upcharge of \$20(2LOC). Whiteboard/flip chart Mount is always PC00 Nickel. Mount must be ordered if the whiteboard is selected. COM for the Divider must pass ASTM-84 and a 12" x 12" sample must be sent to Keilhauer customer service for approval prior to application. Approved Keilhauer textiles are: Flannella, Haven, Piatto and Sguig. Leathers and faux leathers are not available due to the Divider's tackable surface. For Models 10001 and 10002 with tablet(s) specify 10006L or 10006R (Model 10002 is available with 2 tablets, both left and right). Tablet ships standard in black urethane, for standard laminate add \$355 and for Matte Laminate add \$400. For all other construction details, color and finish choices see page 6 or www.keilhauerpricelist.com. Keilhauer prices include freight. Please refer to [Freight](#) on page 4 or www.keilhauerpricelist.com for further details.

			Gr A	Gr B	Gr C	Gr D	Gr E	Gr F	Gr G	Gr H			
	in.	W 25.75 D 27.75 H 31.5 SH 16											
		COM	1790	Fabric	1887	1925	1964	2021	2079	2137	2195	2252	1.75 Yds.
		COL	1969	Leather	2475	2683	2921						29.75 Sq. Ft.
	10001	Armless lounge chair on casters											
	in.	W 63.25 D 36.25 H 42 SH 16.75											
		COM	3220	Fabric	3578	3721	3864	4078	4293	4507	4722	4936	6.5 Yds.
		COL	3542	Leather	5421	6194	7078						110.5 Sq. Ft.
	10002	High back 2-seater bench on casters											
	in.	W 22.75 D 57.25 H 40 SH 17.75											
		COM	2480	Fabric	2645	2711	2777	2876	2975	3074	3173	3272	3 Yds.
		COL	2728	Leather	3595	3952	4360						51 Sq. Ft.
	10003	Chaise on casters											
	in.	W 22.25 D 22.25 H 16.75 SH 16.75											
		COM	890	Fabric	932	948	965	989	1014	1039	1064	1088	0.75 Yd.
		COL	979	Leather	1196	1285	1387						12.75 Sq. Ft.
	10004	Stool on casters											
	in.	W 64.25 D 27.75 H 67.25 LH 44.75											
		COM	3340	Fabric	3615		3835	4000			4495		5 Yds.
		Whiteboard	1120	Whiteboard/Flip Chart Mount	135								
	10005	Divider on casters											
	in.	W 14 D 13 H 14											
		Urethane	350	Standard Laminate	355		Matte Laminate	400					
		Tablet only - Left (applicable for models 10001 & 10002 only)											
	10006L												
	in.	W 14 D 13 H 14											
		Urethane	350	Standard Laminate	355		Matte Laminate	400					
		Tablet only- Right (applicable for models 10001 & 10002 only)											
	10006R												

To Order Specify

Product Name
Product Number
Seating Upholstery
Divider Upholstery
Frame Finish
Casters
Tablet
Quantity
End User



Frame Finish

PC00 - Nickel
PC01 - Onyx
PC05 - Shale
PC23 - Dark Grey
PC24 - Warm Grey
PC25 - White
PC27 - Bronze
Chrome Upcharge
Chair \$60
2 Seater \$90
Chaise \$90
Stool \$50
Divider \$150



Casters

4 Black non locking casters standard - REG
4 Black locking casters - LOC - upcharge \$40
2 Black locking casters - 2LOC - upcharge \$20

(The location of the locking casters is on the front 2 wheels)



Divider Ledge and Tablet Laminates

Standard Laminates
Tablet Upcharge - \$300

Lam11 - Manitoba Maple*
Lam12 - Monticello Maple
Lam13 - Fonthill Pear
Lam17 - Xanadu
Lam18 - Studio Teak
Lam22 - Walnut Heights
Lam31 - Designer White*
Lam32 - Antique White*
Lam33 - Alabaster
Lam34 - Haze
Lam35 - Slate Grey*
Lam36 - Dove Grey*

Standard Laminates Cont'd

Lam37 - North Sea*
Lam39 - Crisp Linen
Lam41 - Cosmic Strandz
Lam42 - Vapor Strandz
Lam43 - Satin Stainless
909 - Black
Lam84 - Blitmore Cherry*
Lam85 - Hampton Walnut*
Lam86 - Montana Walnut*
Lam87 - Cafelle*
Lam89 - Empire Mahogany*
* Matte Finish



Keilhauer Divider Upholstery with Grade

Piatto - Grade A
Sguig - Grade C
Haven - Grade D
Flannella - Grade G

Matte Laminates
Tablet Upcharge - \$345

Matte Laminates Cont'd

Lam61 - Bianco Kos
Lam62 - Bianco Malé
Lam63 - Grigio Efeso
Lam64 - Beige Luxor
Lam65 - Rosa Colorado*
Lam66 - Castoro Ottawa
Lam67 - Grigio Londra*

Lam68 - Grigio Bromo
Lam69 - Blu Delft*
Lam70 - Nero Ingo
Lam71 - Titanio Doha
Lam72 - Zinco Doha
Lam73 - Bronzo Doha
Lam74 - Piombo Doha

* Black Edge Band Only

TABLES

EFFECTIVE SEPTEMBER 1, 2018

Standard
Laminate top with reversed bevel painted MDF edge

Matte
Laminate top with reversed bevel painted MDF edge

Ash ABV /Walnut
WVB Veneer top with reversed bevel painted solid wood edge

AWLA Design E00S

Table top available in laminate, matte laminate, walnut and ash. Table edge color to match table top color. Table legs available in walnut and ash. Ash table top and legs are available in 10 stains. Brackets and foot rest come in PC23 Dark Grey powder coat as standard. For conference height models, choose either undermount power or top power. Counter and bar height models are undermount power only. Each power unit includes 1 power, 2 USB. For 42" x 42" and 48" x 48" undermount power, which includes 2 power configurations centered add \$800, for 48" x 68" undermount power, which includes 2 power configurations at opposite sides add \$800. For 68" x 68" and 48" x 96" undermount power which includes 4 power configurations centered add \$1600. 48" round table cannot be configured with undermount power.

For 42" x 42", 48" x 48" and 48" Round table top power, which includes 1 power configuration centered add \$300.

For 48" x 68", 68" x 68" and 48" x 96" table top power, which includes 2 power configurations at opposite sides add \$700.

For all other construction details, color, finish and stain choices see page 6 or www.keilhauerpricelist.com.

42 x 42", 30 x 60 - \$100 net crate charge













48" x 48", 48" Round, 30" x 90" - \$110 net crate charge

48" x 68" - \$140 net crate charge

68" x 68" - \$160 net crate charge

48" x 96" - \$200 net crate charge

***Top power is available on conference height models only.**

	in.	W 42 D 42 H 29			
		LB - 3100	LBM - 3590	ABV - 3850	
	11031	Square 42", ash leg conference table - A crating charge of \$100 NET will be applied to each table			
	in.	W 42 D 42 H 29			
		LB - 3450	LBM - 3940	WBV - 4360	
	11131	Square 42", walnut leg conference table - A crating charge of \$100 NET will be applied to each table			
	in.	W 48 D 48 H 29			
		LB - 3180	LBM - 3620	ABV - 4050	
	11032	Square 48", ash leg conference table - A crating charge of \$110 NET will be applied to each table			
	in.	W 48 D 48 H 29			
		LB - 3530	LBM - 3970	WBV - 4620	
	11132	Square 48", walnut leg conference table - A crating charge of \$110 NET will be applied to each table			
	in.	W 48 D 48 H 29			
		LB - 3080	LBM - 3520	ABV - 4060	
	11033	Round 48", ash leg conference table - A crating charge of \$110 NET will be applied to each table			
	in.	W 48 D 48 H 29			
		LB - 3430	LBM - 3870	WBV - 4580	
	11133	Round 48", walnut leg conference table - A crating charge of \$110 NET will be applied to each table			

To Order Specify	11		3						
Product Name	Awla	Wood Option	Conference Table	Table Size	Ash Wood Table Top / Matching Leg Finishes	Laminate Table Top Finishes	Leg Finishes	Undermount Power Option	Top Power Option
Product Number									
Wood Option		0		1	Ash Table Stains AHB - Blue AHC - Chartreuse AHF - Fog AHG - Dark Grey AHM - Midnight AHN - Natural Ash AHP - Pink AHS - Snow AHW - Walnut on Ash AHY - Yellow	Standard Laminates Lam31 - Designer White* Lam32 - Antique White* 909 Black * Matte Finish	Ash Table Stains AHB - Blue AHC - Chartreuse AHF - Fog AHG - Dark Grey AHM - Midnight AHN - Natural Ash AHP - Pink AHS - Snow AHW - Walnut on Ash AHY - Yellow	Upcharge \$800 42" X 42" - 2 Power Units 48" X 48" - 2 Power Units 48" X 68" - 2 Power Units	Upcharge \$300 42" X 42" - 1 Power Unit 48" X 48" - 1 Power Unit 48" Round - 1 Power Unit
Table Height		Ash Leg		42" x 42"					
Table Size				2	48" x 48"				
Table Top Option		1				Matte Laminates Lam70 - Nero Ingo		Upcharge \$1600 68" X 68" - 4 Power Units 48" X 96" - 4 Power Units	Upcharge \$700 48" X 68" - 2 Power Units 68" X 68" - 2 Power Units 48" X 96" - 2 Power Units
Leg Finish		Walnut Leg				MDF table edge color is determined by table top color.		(each power unit includes 1 outlet & 2 USB connections)	(each power unit includes 1 outlet & 2 USB connections)
Power Option				3	Walnut Table WAN - Natural Walnut		Walnut Table WAN - Natural Walnut		
Quantity									
End User					Solid wood table edge color is determined by table top color.				

TABLES

Standard
Laminate top with reversed bevel painted MDF edge

Matte
Laminate top with reversed bevel painted MDF edge

Ash ABV / Walnut
WBV Veneer top with reversed bevel painted solid wood edge







AWLA Design E00S

Table top available in laminate, matte laminate, walnut and ash. Table edge color to match table top color. Table legs available in walnut and ash. Ash table top and legs are available in 10 stains. Brackets and foot rest come in PC23 Dark Grey powder coat as standard. For conference height models, choose either undermount power or top power. Counter and bar height models are undermount power only. Each power unit includes 1 power, 2 USB. For 42" x 42" and 48" x 48" undermount power, which includes 2 power configurations centered add \$800, for 48" x 68" undermount power, which includes 2 power configurations at opposite sides add \$800. For 68" x 68" and 48" x 96" undermount power which includes 4 power configurations centered add \$1600. 48" round table cannot be configured with undermount power.

For 42" x 42", 48" x 48" and 48" Round table top power, which includes 1 power configuration centered add \$300. For 48" x 68", 68" x 68" and 48" x 96" table top power, which includes 2 power configurations at opposite sides add \$700. For all other construction details, color, finish and stain choices see page 6 or www.keilhauerpricelist.com.

42 x 42", 30 x 60 - \$100 net crate charge
48" x 48", 48" Round, 30" x 90" - \$110 net crate charge
48" x 68" - \$140 net crate charge
68" x 68" - \$160 net crate charge
48" x 96" - \$200 net crate charge

*Top power is available on conference height models only.

	in.	W 48 D 68 H 29	LB - 4040	LBM - 5020	ABV - 5690
11034		48" x 68", ash leg conference table - A crating charge of \$140 NET will be applied to each table			
	in.	W 48 D 68 H 29	LB - 4500	LBM - 5480	WBV - 6500
11134		48" x 68", walnut leg conference table- A crating charge of \$140 NET will be applied to each table			
	in.	W 68 D 68 H 29	LB - 7740	LBM - 9210	ABV - 9800
11035		Square 68", ash leg conference table, 2-piece top - A crating charge of \$160 NET will be applied to each table			
	in.	W 68 D 68 H 29	LB - 8200	LBM - 9670	WBV - 10760
11135		Square 68", walnut leg conference table, 2-piece top - A crating charge of \$160 NET will be applied to each table			
	in.	W 48 D 96 H 29	LB - 4870	LBM - 6130	ABV - 6560
11036		48" x 96", ash leg conference table - A crating charge of \$200 NET will be applied to each table			
	in.	W 48 D 96 H 29	LB - 5330	LBM - 6590	WBV - 7740
11136		48"x 96", walnut leg conference table - A crating charge of \$200 NET will be applied to each table			

To Order Specify

<input checked="" type="checkbox"/>	<input type="checkbox"/>	<input type="checkbox"/>	<input type="checkbox"/>	<input type="checkbox"/>	<input type="checkbox"/>	<input type="checkbox"/>	<input type="checkbox"/>	<input type="checkbox"/>
Awla	Wood Option	Conference Table	Table Size	Ash Wood Table Top /Matching Leg Finishes	Laminate Table Top Finishes	Leg Finishes	Undermount Power Option	Top Power Option
Product Name								
Product Number								
Wood Option	<input type="checkbox"/>							
Table Height	0							
Table Size	Ash Leg		4	Ash Table Stains AHB - Blue AHC - Chartreuse AHF - Fog AHG - Dark Grey AHM - Midnight AHN - Natural Ash AHP - Pink AHS - Snow AHW - Walnut on Ash AHY - Yellow	Standard Laminates Lam31 - Designer White* Lam32 - Antique White* 909 Black * Matte Finish	Ash Table Stains AHB - Blue AHC - Chartreuse AHF - Fog AHG - Dark Grey AHM - Midnight AHN - Natural Ash AHP - Pink AHS - Snow AHW - Walnut on Ash AHY - Yellow	Upcharge \$800 42" X 42" - 2 Power Units 48" X 48" - 2 Power Units 48" X 68" - 2 Power Units	Upcharge \$300 42" X 42" - 1 Power Unit 48" X 48" - 1 Power Unit 48" Round - 1 Power Unit
Table Top Option			5	68" x 68"	Matte Laminates Lam70 - Nero Ingo		Upcharge \$1600 68" X 68" - 4 Power Units 48" X 96" - 4 Power Units	Upcharge \$700 48" X 68" - 2 Power Units 68" X 68" - 2 Power Units 48" X 96" - 2 Power Units
Leg Finish	1		6	48" x 96"	MDF table edge color is determined by table top color.	Walnut Table WAN - Natural Walnut	(each power unit includes 1 outlet & 2 USB connections)	(each power unit includes 1 outlet & 2 USB connections)
Power Option	Walnut Leg			Walnut Table WAN - Natural Walnut				
Quantity				Solid wood table edge color is determined by table top color.				
End User								

TABLES

EFFECTIVE SEPTEMBER 1, 2018

Standard
Laminate top
with reversed
bevel painted
MDF edge

Ash ABV /
Walnut WVB
Veneer top
with reversed
bevel painted
MDF edge

Matte
Laminate top
with reversed
bevel painted
MDF edge

AWLA
Design E00S

Table top available in laminate, matte laminate, walnut and ash. Table edge color to match table top color. Table legs available in walnut and ash. Ash table top and legs are available in 10 stains. Brackets and foot rest come in PC23 Dark Grey powder coat as standard. For conference height models, choose either undermount power or top power. Counter and bar height models are undermount power only. Each power unit includes 1 power, 2 USB. For 42" x 42" and 48" x 48" undermount power, which includes 2 power configurations centered add \$800, for 48" x 68" undermount power, which includes 2 power configurations at opposite sides add \$800. For 68" x 68" and 48" x 96" undermount power which includes 4 power configurations centered add \$1600. 48" round table cannot be configured with undermount power.

For 42" x 42", 48" x 48" and 48" Round table top power, which includes 1 power configuration centered add \$300.

For 48" x 68", 68" x 68" and 48" x 96" table top power, which includes 2 power configurations at opposite sides add \$700.

For all other construction details, color, finish and stain choices see page 6 or www.keilhauerpricelist.com.

42 x 42", 30 x 60 - \$100 net crate charge








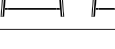




48" x 48", 48" Round, 30" x 90" - \$110 net crate charge

48" x 68" - \$140 net crate charge

68" x 68" - \$160 net crate charge

48" x 96" - \$200 net crate charge

*Top power is available on conference height models only.

	in.	W 48 D 48 H 36
		LB - 3290 ABV - 3560 LBM - 3760
	11041	Square 48", ash leg counter height table - A crating charge of \$110 NET will be applied to each table
	in.	W 48 D 48 H 36
		LB - 3690 WBV - 3960 LBM - 4160
	11141	Square 48", walnut leg counter height table - A crating charge of \$110 NET will be applied to each table
	in.	W 30 D 60 H 36
		LB - 3190 ABV - 4170 LBM - 3640
	11042	Rectangle 30" x 60", ash leg counter height table - A crating charge of \$100 NET will be applied to each table
	in.	W 30 D 60 H 36
		LB - 3590 WBV - 4570 LBM - 4040
	11142	Rectangle 30" x 60", walnut leg counter height table - A crating charge of \$100 NET will be applied to each table
	in.	W 30 D 90 H 36
		LB - 3890 ABV - 4780 LBM - 4410
	11043	Rectangle 30" x 90", ash leg counter height table - A crating charge of \$110 NET will be applied to each table
	in.	W 30 D 90 H 36
		LB - 4290 WBV - 5180 LBM - 4810
	11143	Rectangle 30" x 90", walnut leg counter height table - A crating charge of \$110 NET will be applied to each table

To Order Specify

- Product Name
- Product Number
- Wood Option
- Table Height
- Table Size
- Table Top Material/Color
- Power Option
- Quantity
- End User


11
Awla


Wood Option


Table Height


Table Size


Ash Wood Table Top / Matching Leg Finishes


Laminate Table Top Finishes


Undermount Power Option

0
Ash Leg

4
Counter

1
48" x 48"

Ash Table Stains
 AHB - Blue
 AHC - Chartreuse
 AHF - Fog
 AHG - Dark Grey
 AHM - Midnight
 AHN - Natural Ash
 AHP - Pink
 AHS - Snow
 AHW - Walnut on Ash
 AHY - Yellow

Standard Laminates
 Lam31 - Designer White*
 Lam32 - Antique White*
 909 Black

Matte Laminates
 Lam70 - Nero Ingo

Upcharge \$800
 60" X 30" - 2 Power Units
 48" X 48" - 2 Power Units

1
Walnut Leg

5
Bar

2
30" x 60"

* Matte Finish
 MDF table edge color is determined by table top color.

Upcharge \$1600
 90" X 30" - 4 Power Units

3
30" x 90"

Walnut Table
 WAN - Natural Walnut

MDF table edge color is determined by table top color.

(each power unit includes 1 outlet & 2 USB connections)

TABLES

EFFECTIVE SEPTEMBER 1, 2018

Standard
Laminate top
with reversed
bevel painted
MDF edge

Ash ABV /
Walnut WVB
Veneer top
with reversed
bevel painted
MDF edge

Matte
Laminate top
with reversed
bevel painted
MDF edge

AWLA Design E00S

Table top available in laminate, matte laminate, walnut and ash. Table edge color to match table top color. Table legs available in walnut and ash. Ash table top and legs are available in 10 stains. Brackets and foot rest come in PC23 Dark Grey powder coat as standard. For conference height models, choose either undermount power or top power. Counter and bar height models are undermount power only. Each power unit includes 1 power, 2 USB. For 42" x 42" and 48" x 48" undermount power, which includes 2 power configurations centered add \$800, for 48" x 68" undermount power, which includes 2 power configurations at opposite sides add \$800. For 68" x 68" and 48" x 96" undermount power which includes 4 power configurations centered add \$1600. 48" round table cannot be configured with undermount power.

For 42" x 42", 48" x 48" and 48" Round table top power, which includes 1 power configuration centered add \$300.

For 48" x 68", 68" x 68" and 48" x 96" table top power, which includes 2 power configurations at opposite sides add \$700.

For all other construction details, color, finish and stain choices see page 6 or www.keilhauerpricelist.com.

42" x 42", 30" x 60" - \$100 net crate charge






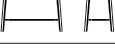






48" x 48", 48" Round, 30" x 90" - \$110 net crate charge

48" x 68" - \$140 net crate charge

68" x 68" - \$160 net crate charge

48" x 96" - \$200 net crate charge

***Top power is available on conference height models only.**

	in.	W 48 D 48 H 42			
			LB - 3330	ABV - 3600	LBM - 3800
	11051	Square 48", ash leg bar height table - A crating charge of \$110 NET will be applied to each table			
	in.	W 48 D 48 H 42			
			LB - 3730	WBV - 4000	LBM - 4200
	11151	Square 48", walnut leg bar height table - A crating charge of \$110 NET will be applied to each table			
	in.	W 30 D 60 H 42			
			LB - 3230	ABV - 4210	LBM - 3680
	11052	Rectangle 30" x 60", ash leg bar height table - A crating charge of \$100 NET will be applied to each table			
	in.	W 30 D 60 H 42			
			LB - 3630	WBV - 4610	LBM - 4080
	11152	Rectangle 30" x 60", walnut leg bar height table - A crating charge of \$100 NET will be applied to each table			
	in.	W 30 D 90 H 42			
			LB - 3930	ABV - 4820	LBM - 4450
	11053	Rectangle 30" x 90", ash leg bar height table - A crating charge of \$110 NET will be applied to each table			
	in.	W 30 D 90 H 42			
			LB - 4330	WBV - 5220	LBM - 4850
	11153	Rectangle 30" x 90", walnut leg bar height table - A crating charge of \$110 NET will be applied to each table			

To Order Specify

Product Name
Product Number
Wood Option
Table Height
Table Size
Table Top Material/Color
Power Option
Quantity
End User

11
Awla

Wood Option

Table Height

Table Size

Ash Wood Table Top /Matching Leg Finishes

Laminate Table Top Finishes

Undermount Power Option

0
Ash Leg

4
Counter

1
48" x 48"

Ash Table Stains
AHB - Blue
AHC - Chartreuse
AHF - Fog
AHG - Dark Grey
AHM - Midnight
AHN - Natural Ash
AHP - Pink
AHS - Snow
AHW - Walnut on Ash
AHY - Yellow

Standard Laminates
Lam31 - Designer White*
Lam32 - Antique White*
909 Black

Matte Laminates
Lam70 - Nero Ingo

Upcharge \$800
60" X 30" - 2 Power Units
48" X 48" - 2 Power Units

1
Walnut Leg

5
Bar

2
30" x 60"

* Matte Finish

MDF table edge color is determined by table top color.

Upcharge \$1600
90" X 30" - 4 Power Units

(each power unit includes 1 outlet & 2 USB connections)

3
30" x 90"



Walnut Table
WAN - Natural Walnut

MDF table edge color is determined by table top color.

TABLES

BLOC Design E00S

Ships standard with steel base. Base available in PC00 Nickel, PC01 Onyx, PC05 Shale, PC23 Dark Grey, PC24 Warm Grey, PC25 White, PC27 Bronze, and Chrome. For Chrome add \$20. Table is available with edge bracket on the top right corner. For edge bracket add \$180. Edge bracket will always match base finish.
 For all other construction details, color, finish and stain choices see page 6 or www.keilhauerpricelist.com.
 Keilhauer prices include freight. Please refer to [Freight](#) on page 4 or www.keilhauerpricelist.com for further details.

	in.	W 22 D 13.5 H 26
	71290	Laptop table

To Order Specify
 Product Name
 Product Number
 Base Finish
 Table Top Finish
 Edge Bracket Option
 Quantity
 End User

71
Untucked

2
Steel Base

90
Laptop Table



Base Finishes


Table Top Finishes


Edge Bracket

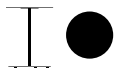
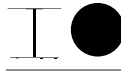
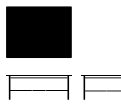

PC00 - Nickel
 PC01 - Onyx
 PC05 - Shale
 PC23 - Dark Grey
 PC24 - Warm Grey
 PC25 - White
 PC27 - Bronze
 Chrome - Upcharge \$20

Solid Matte Laminate
 Lam61 - Bianco Kos
 Lam70 - Nero Ingo

Upcharge - \$180
 *Edge bracket will always match leg finish.

BOXCAR
Design E00S

For clear glass on models 4383 and 4384 specify Clear. For smoked glass on models 4383 and 4384 specify Smoke and add \$180. For all other construction details, color, finish and stain choices see page 6 or www.keilhauerpricelist.com. Keilhauer prices include freight. Please refer to [Freight](#) on page 4 or www.keilhauerpricelist.com for further details.

	in.	Diameter 15.75 H 20
		1090
4381		Round table - high
	in.	Diameter 19 H 17.75
		1190
4382		Round table - low
	in.	W 36.75 D 28.75 H 13.75
		1990
4383		Rectangular coffee table, glass top
	in.	W 47.25 D 31.5 H 13.75
		2290
4384		Rectangular coffee table, glass top

To Order Specify

Product Name
Product Number
Leg/Frame Finish
Glass Top
Quantity
End User



Leg/Frame Finish

Models 4381 and 4382
Base
PC01 - Onyx
Top
Chrome
PC27 - Bronze



Glass Top

Clear
Smoke - Add \$180













Models 4383 and 4384
Chrome
PC00 - Nickel
PC01 - Onyx
PC05 - Shale
PC23 - Dark Grey
PC24 - Warm Grey
PC25 - White
PC27 - Bronze

TABLES


EFFECTIVE SEPTEMBER 1, 2018

BRANDEN
Design E00S

Shipped standard with PNO0 Nickel Plate, unless specified otherwise.
For all other construction details, color, finish and stain choices see page 6 or www.keilhauerpricelist.com.
Keilhauer prices include freight. Please refer to [Freight](#) on page 4 or www.keilhauerpricelist.com for further details.

	in.	W 23.5 D 23.5 H 20
		2120
2141G		Square table - Glass top
	in.	W 23.5 D 23.5 H 19
		1030
2141B		Base only
	in.	W 30 D 23.5 H 20
		2360
2142G		Rectangular table - Glass top
	in.	W 30 D 23.5 H 19
		1220
2142B		Base only
	in.	W 30 D 30 H 20
		2630
2143G		Square table - Glass top
	in.	W 30 D 30 H 19
		1270
2143B		Base only
	in.	W 23.5 D 23.5 H 14
		2150
2151G		Square table - Glass top
	in.	W 23.5 D 23.5 H 14
		1170
2151B		Base only
	in.	W 47.25 D 23.5 H 14
		2940
2153G		Rectangular table - Glass top
	in.	W 47.25 D 23.5 H 13
		1320
2153B		Base only
	in.	W 39.25 D 39.25 H 14
		3630
2154G		Square table - Glass top
	in.	W 39.25 D 39.25 H 13
		1460
2154B		Base only


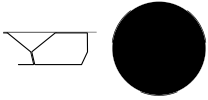
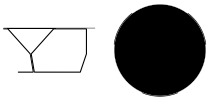

To Order Specify

Product Name	
Product Number	Base Finish
Base Finish	PNO0 - Nickel Plate (Standard)
Quantity	PC01 - Onyx
End User	PC05 - Shale
	PC23 - Dark Grey
	PC24 - Warm Grey
	PC25 - White
	PC27 - Bronze
	Chrome

CAHOOTS

Design E00S

Base finish is powder coat or chrome. Chrome upcharge is \$20 per table.
 For all other construction details, color, finish and stain choices see page 6 or www.keilhauerpricelist.com.
 Keilhauer prices include freight. Please refer to [Freight](#) on page 4 or www.keilhauerpricelist.com for further details.

	in.	Diameter 17.25 H 17.25
9081		690 Small Round Table
	in.	Diameter 37 H 13.25
9082		1540 Large Round Table - Low
	in.	Diameter 37 H 18.25
9083		1560 Large Round Table - High
	in.	W 25.75 D 14.5 H 26.5
9084		890 Notebook table

To Order Specify

Product Name
 Product Number
 Table Top finish
 Base Finish
 Quantity
 End User



Table Top Finish

- Black
- Bronze
- Champagne
- Silver



Base Finish

- PC00 - Nickel
- PC01 - Onyx
- PC05 - Shale
- PC23 - Dark Grey
- PC24 - Warm Grey
- PC25 - White
- PC27 - Bronze
- Chrome - Upcharge \$20

TABLES

EFFECTIVE SEPTEMBER 1, 2018

CAL





Series 6000

Design Mark Kapka

Shipped standard with chrome base, unless specified otherwise.

For all other construction details, color, finish and stain choices see page 6 or www.keilhauerpricelist.com.

Keilhauer prices include freight. Please refer to [Freight](#) on page 4 or www.keilhauerpricelist.com for further details.

	in.	Diameter 42 H 24
	6632	2370 Conference table
	in.	Diameter 42 H 29
	6633	2370 Conference table

To Order Specify

Product Name

Product Number

Table Top Veneer

Table Top Stain(Maple Only)

Base Finish

Quantity

End User



Veneers

M - Maple (Select Stain)
C - Cherry with clear coat
W - Walnut with clear coat



Stains

W21 - Natural Maple
W22 - Natural Cherry
W23 - Medium Cherry
W24 - Dark Cherry
W25 - Walnut
W26 - Mahogany
W27 - Solid Black
W28 - Black Stain
W30 - Honey



Base Finish

Chrome (Standard)
PC00 - Nickel
PC01 - Onyx
PC05 - Shale
PC24 - Warm Grey
PC25 - White
PC27 - Bronze

CANAL

Design Scot Laughton

Shipped standard with PN00 Nickel Plate base, unless specified otherwise. Quartz top available in 3 colors, Blizzard, Raven, or Raw Concrete. For all other construction details, color, finish and stain choices see page 6 or www.keilhauerpricelist.com. Keilhauer prices include freight. Please refer to [Freight](#) on page 4 or www.keilhauerpricelist.com for further details.

	in.	W 39.25 D 39.25 H 14
		3410
3241G		Square table - Glass top
	in.	W 39.25 D 39.25 H 14
		5690
3241Q		Square table - Quartz top
	in.	W 39.25 D 39.25 H 14
		1490
3241B		Base only (for glass top only)
	in.	W 23.5 D 23.5 H 14
		2490
3242G		Square table - Glass top
	in.	W 23.5 D 23.5 H 14
		2580
3242Q		Square table - Quartz top
	in.	W 23.5 D 23.5 H 14
		1300
3242B		Base only (for glass top only)
	in.	W 47.25 D 23.5 H 14
		2790
3243G		Rectangular table - Glass top
	in.	W 47.25 D 23.5 H 14
		3820
3243Q		Rectangular table - Quartz top
	in.	W 47.25 D 23.5 H 14
		1490
3243B		Base only (for glass top only)

To Order Specify

Product Name
Product Number
Base Finish
Table Top
Quantity
End User



Base Finish

PN00 - Nickel Plate (Standard)
PC00 - Nickel
PC01 - Onyx
PC05 - Shale
PC23 - Dark Grey
PC24 - Warm Grey
PC25 - White
PC27 - Bronze



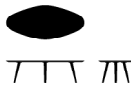



Quartz Table Top

BLZ - Blizzard
RCC - Raw Concrete
RVN - Raven






Standard Laminate Matte Laminate Wood

GEOMETRY
Design E00S

Base finishes are available in Walnut or Ash wood. Ash is available in 10 stains. Table top is available in Wood or Laminate. Wood table top edge is reversed demi bullnose and the Laminate table top edge is reversed bevel with exposed MDF. For all other construction details, color, finish and stain choices see page 6 or www.keilhauerpricelist.com. Keilhauer prices include freight. Please refer to [Freight](#) on page 4 or www.keilhauerpricelist.com for further details.

	in.	W 59 D 26 H 16			
		1450	2050	2200	
71035		Ash diamond coffee table			
	in.	W 59 D 26 H 16			
		1600	2200	2680	
71135		Walnut diamond coffee table			
	in.	W 54.5 D 24.5 H 16			
		1450	2050	2200	
71036		Ash rectangular coffee table			
	in.	W 54.5 D 24.5 H 16			
		1600	2200	2680	
71136		Walnut rectangular coffee table			

To Order Specify
Product Name
Product Number
Base Options
Table Shape
Base Finish
Table Top Finish
Quantity
End User


71 Untucked	 Base Options	3 Coffee Table	 Table Shape	 Wood Base Finishes	 Wood Table Top Finishes	 Laminate Table Top Finishes
	0 Ash		5 Diamond	Walnut Walnut - WAN	Walnut Walnut - WAN	Standard Laminates Lam31 - Designer White Lam32 - Antique White 909 - Black
	1 Walnut		6 Rectangle	Ash AHB - Blue AHC - Chartreuse AHF - Fog AHG - Dark Grey AHM - Midnight AHN - Natural Ash AHP - Pink AHS - Snow AHW - Walnut on Ash AHY - Yellow	Ash AHB - Blue AHC - Chartreuse AHF - Fog AHG - Dark Grey AHM - Midnight AHN - Natural Ash AHP - Pink AHS - Snow AHW - Walnut on Ash AHY - Yellow	Matte Laminate Lam70 - Nero Ingo * MDF color to match color of laminate Table top edge is reversed bevel with exposed MDF.

* Edge to match top
** Wood legs and table top always match
Table top edge is reversed demi bullnose.

Standard Laminate Matte Laminate Ash Wood Walnut Wood

GEOMETRY
CONTINUED

Steel base available in PC00 Nickel, PC01 Onyx, PC05 Shale, PC23 Dark Grey, PC24 Warm Grey, PC25 White, PC27 Bronze or Chrome for a \$20 upcharge. Table top is available in Wood or Laminate. Wood table top edge is reversed demi bullnose and the Laminate table top edge is reversed bevel with exposed MDF. For all other construction details, color, finish and stain choices see page 6 or www.keilhauerpricelist.com. Keilhauer prices include freight. Please refer to [Freight](#) on page 4 or www.keilhauerpricelist.com for further details.



in.	W 31.5 D 31.5 H 14.25			
	990	1200	1550	1750
71237	Square coffee table			

To Order Specify

Product Name
Product Number
Base Finish
Table Top Finish
Quantity
End User

71
Untucked


2
Steel Base

3
Coffee Table

7
Square


Steel Base Finishes


Wood Table Top Finishes


Laminate Table Top Finishes

PC00 - Nickel
PC01 - Onyx
PC05 - Shale
PC23 - Dark Grey
PC24 - Warm Grey
PC25 - White
PC27 - Bronze
Chrome - Upcharge \$20

Walnut
Walnut - WAN

Ash
AHB - Blue
AHC - Chartreuse
AHF - Fog
AHG - Dark Grey
AHM - Midnight
AHN - Natural Ash
AHP - Pink
AHS - Snow
AHW - Walnut on Ash
AHY - Yellow

Standard Laminates
Lam31 - Designer White
Lam32 - Antique White
909 - Black





Matte Laminate
Lam70 - Nero Ingo

* MDF color to match color of laminate

Table top edge is reversed bevel with exposed MDF.

* Edge to match top

Table top edge is reversed demi bullnose.

GRAND		<p>Shipped standard with PN00 Nickel Plate base, unless specified otherwise. For all other construction details, color, finish and stain choices see page 6 or www.keilhauerpricelist.com. Keilhauer prices include freight. Please refer to Freight on page 4 or www.keilhauerpricelist.com for further details.</p>
Design Scot Laughton		
	in.	W 40 D 40 H 11.25
	3121	2400 Square table
	in.	W 32 D 32 H 11.25
	3131	2090 Square table

To Order Specify

<p>Product Name</p> <p>Product Number</p> <p>Table Top Veneer</p> <p>Table Top/Leg Stain(Maple Only)</p> <p>Leg Finish</p> <p>Quantity</p> <p>End User</p>	 Table Top Veneers	 Table Top/Leg Stains	 Base Finish
	M - Maple (Select Stain) C - Cherry with clear coat W - Walnut with clear coat	W21 - Natural Maple W22 - Natural Cherry W23 - Medium Cherry W24 - Dark Cherry W25 - Walnut W26 - Mahogany W27 - Solid Black W28 - Black Stain W30 - Honey	PN00 - Nickel Plate (Standard) Chrome PC00 - Nickel PC01 - Onyx PC05 - Shale PC23 - Dark Grey PC24 - Warm Grey PC25 - White PC27 - Bronze M - Maple (Select Stain) C - Cherry with clear coat W - Walnut with clear coat

TABLES

EFFECTIVE SEPTEMBER 1, 2018

Standard Laminate

Matte Laminate









GYM

Design Andrew Jones

Chrome or PN00 Nickel Plate add \$150 per table.

For all other construction details, color, finish and stain choices see page 6 or www.keilhauerpricelist.com.

Keilhauer prices include freight. Please refer to [Freight](#) on page 4 or www.keilhauerpricelist.com for further details.

	in.	W 32 D 32 H 29.5	
		960	1110
	4531	Square table - Standard	
	in.	Diameter 36 H 29.5	
		960	1110
	4538	Round table - Standard	
	in.	W 32 D 32 H 29.5	
		1080	1250
	4541	Square table - Flip top	
	in.	Diameter 36 H 29.5	
		1080	1250
	4548	Round table - Flip top	

To Order Specify



Laminate Top Color

Product Name
Product Number
Table Top
Base Finish
Quantity
End User

Standard Laminates
918 - Neutral White
932 - Antique White
929 - Oyster Grey
902 - Platinum
928 - Mouse
949 - White
909 - Black

Matte Laminates
Lam61 - Bianco Kos
Lam62 - Bianco Malé
Lam63 - Grigio Efeso
Lam64 - Beige Luxor
Lam65 - Rosa Colorado
Lam66 - Castoro Ottawa
Lam67 - Grigio Londra
Lam68 - Grigio Bromo
Lam69 - Blu Delft
Lam70 - Nero Ingo
Lam71 - Titanio Doha
Lam72 - Zinco Doha
Lam73 - Bronzo Doha
Lam74 - Piombo Doha








Base Finish

PC00 - Nickel
PC01 - Onyx
PC05 - Shale
PC22 - Matte White
PC23 - Dark Grey
PC24 - Warm Grey
PC27 - Bronze
Upcharge - \$150
PN00 - Nickel Plate
Chrome

JUMBLE

Design Andrew Jones

To add ganging mechanism, specify G and add \$230 for square table and \$300 for arm table.
 For all other construction details, color, finish and stain choices see page 6 or www.keilhauerpricelist.com.
 Keilhauer prices include freight. Please refer to [Freight](#) on page 4 or www.keilhauerpricelist.com for further details.

	in.	W 20.75 D 20.75 H 16
		1340
	64838	Square table
	in.	W 15 D 36 H 22
		1720
 	64846	Arm table

To Order Specify



Table Color

Product Name	Product Number	Table Color
Abingdon Putty	HC-99	Abingdon Putty
Abyss	2128-20	Abyss
Almost Black	2130-30	Almost Black
Amherst Grey	HC-167	Amherst Grey
Anchor Gray	2126-30	Anchor Gray
Avocado	2145-10	Avocado
Aztec Brick	2175-10	Aztec Brick
Beau Green	2054-20	Beau Green
Black Bean Soup	2130-10	Black Bean Soup
Black Beauty	2128-10	Black Beauty
Blue Lake	2053-40	Blue Lake
Brookside Moss	2145-30	Brookside Moss
Carbon copy	2117-10	Carbon copy
Clay Beige	OC-11	Clay Beige
Confederate Red	2080-20	Confederate Red
Cranberry Cocktail	2083-20	Cranberry Cocktail
Dark Basalt	2072-10	Dark Basalt
Dark Purple	2073-10	Dark Purple
Deep Rose	2004-10	Deep Rose
Deep Taupe	2111-10	Deep Taupe
Dufferin Terrace	CC-456	Dufferin Terrace
Escarpment	CC-518	Escarpment
Fairview Taupe	HC-85	Fairview Taupe
Fresh Olive	2149-30	Fresh Olive
Galaxy	2117-20	Galaxy
G.I. Green	2149-20	G.I. Green
Gloucester Sage	HC-100	Gloucester Sage
Jalapeno Pepper	2147-30	Jalapeno Pepper
Jet Blue	CC-870	Jet Blue
Livingston Gold	HC-16	Livingston Gold
Louisiana Hot Sauce	CC-124	Louisiana Hot Sauce
Metropolis	CC-546	Metropolis
Midnight Dream	2129-10	Midnight Dream
Mississippi Mud	2114-20	Mississippi Mud
Mountain Moss	2142-30	Mountain Moss
Night Shade	2116-10	Night Shade
Norwich Brown	HC-19	Norwich Brown
Peerage	CC-36	Peerage
Polar Jade	CC-754	Polar Jade
Polo Blue	2062-10	Polo Blue
Prairie Lily	CC-98	Prairie Lily
Purple Lotus	2072-30	Purple Lotus
Radicchio	CC-32	Radicchio
Raspberry Truffle	2080-10	Raspberry Truffle
Red Rock	2005-10	Red Rock
Rockport Gray	HC-105	Rockport Gray
Stampede	CC-540	Stampede
Sundried Tomato	CC-62	Sundried Tomato
Sussex Green	HC-109,	Sussex Green
Tapenade	CC-694	Tapenade
Tate Olive	HC-112	Tate Olive
Turret	CC-604	Turret
Wethersfield Moss	HC-110	Wethersfield Moss
Whale Gray	2134-40	Whale Gray
Willow	CC-542	Willow
Wolf Gray	2127-40	Wolf Gray

TABLES

EFFECTIVE SEPTEMBER 1, 2018

LB/LS
Standard laminate
top, reverse bevel
vinyl edge/straight
laminate edge.

LBM/LSM
Matte laminate
top, reverse bevel
vinyl edge/straight
laminate edge.














VS
Veneer top,
straight veneer
edge

VB
Veneer top, re-
verse bevel solid
wood edge

Q
Quartz top,
straight edge

JUXTA
Design E00S














Shipped with PA00 Polished Aluminum or PC23 Dark Grey base. All tables available with power supply. For 2 electrical outlets, specify PA2A; add \$900. For 1 electrical outlet and 2 USB (1 port with 2 USB connections), specify PA2B; add \$1100. For all other construction details, color, finish and stain choices see page 6 or www.keilhauerpricelist.com. Keilhauer prices include freight. Please refer to [Freight](#) on page 4 or www.keilhauerpricelist.com for further details.

	in.	W 30 D 30 H 15				
			LB/LS - 970	LBM/LSM - 1150	VS - 1360	VB - 1460
47131		Square 30", occasional height				Q - 2990
	in.	W 30 D 30 H 26				
			LB/LS - 1050	LBM/LSM - 1230	VS - 1440	VB - 1540
47132		Square 30", lounge height				Q - 3070
	in.	W 30 D 30 H 29				
			LB/LS - 1070	LBM/LSM - 1250	VS - 1460	VB - 1560
47133		Square 30", conference height				Q - 3090
	in.	W 30 D 30 H 36				
			LB/LS - 1280	LBM/LSM - 1460	VS - 1670	VB - 1770
47134		Square 30", counter height				Q - 3300
	in.	W 30 D 30 H 41.75				
			LB/LS - 1300	LBM/LSM - 1480	VS - 1690	VB - 1790
47135		Square 30", bar height				Q - 3320
	in.	W 36 D 36 H 15				
			LB/LS - 1190	LBM/LSM - 1370	VS - 1490	VB - 1620
47141		Square 36", occasional height				Q - 4740
	in.	W 36 D 36 H 26				
			LB/LS - 1270	LBM/LSM - 1450	VS - 1570	VB - 1700
47142		Square 36", lounge height				Q - 4820
	in.	W 36 D 36 H 29				
			LB/LS - 1290	LBM/LSM - 1470	VS - 1590	VB - 1720
47143		Square 36", conference height				Q - 4840
	in.	W 36 D 36 H 36				
			LB/LS - 1500	LBM/LSM - 1680	VS - 1800	VB - 1930
47144		Square 36", counter height				Q - 5050
	in.	W 36 D 36 H 41.75				
			LB/LS - 1520	LBM/LSM - 1700	VS - 1820	VB - 1950
47145		Square 36", bar height				Q - 5070
	in.	W 48 D 48 H 15				
			LB/LS - 1520	LBM/LSM - 1750	VS - 2000	VB - 2200
47161		Square 48", occasional height				Q - 6880
	in.	W 48 D 48 H 26				
			LB/LS - 1600	LBM/LSM - 1830	VS - 2080	VB - 2280
47162		Square 48", lounge height				Q - 6960
	in.	W 48 D 48 H 29				
			LB/LS - 1620	LBM/LSM - 1850	VS - 2100	VB - 2300
47163		Square 48", conference height				Q - 6980

TABLES

EFFECTIVE SEPTEMBER 1, 2018




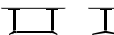












JUXTA
CONTINUED

			LB/LS Standard laminate top, reverse bevel vinyl edge/straight laminated edge.	LBM/LSM Matte laminate top, reverse bevel vinyl edge/straight laminated edge.	VS Veneer top, straight veneer edge	VB Veneer top, reverse bevel solid wood edge	Q Quartz top, straight edge
	in.	Diameter 30 H 15					
			LB/LS - 990	LBM/LSM - 1140	VS - 1360	VB - 1460	Q - 4110
47231		Round 30", occasional height					
	in.	Diameter 30 H 26					
			LB/LS - 1070	LBM/LSM - 1220	VS - 1440	VB - 1540	Q - 4190
47232		Round 30", lounge height					
	in.	Diameter 30 H 29					
			LB/LS - 1090	LBM/LSM - 1240	VS - 1460	VB - 1560	Q - 4210
47233		Round 30", conference height					
	in.	Diameter 30 H 36					
			LB/LS - 1300	LBM/LSM - 1450	VS - 1670	VB - 1770	Q - 4420
47234		Round 30", counter height					
	in.	Diameter 30 H 41.75					
			LB/LS - 1320	LBM/LSM - 1470	VS - 1690	VB - 1790	Q - 4440
47235		Round 30", bar height					
	in.	Diameter 36 H 15					
			LB/LS - 1200	LBM/LSM - 1380	VS - 1490	VB - 1620	Q - 4740
47241		Round 36", occasional height					
	in.	Diameter 36 H 26					
			LB/LS - 1280	LBM/LSM - 1460	VS - 1570	VB - 1700	Q - 4820
47242		Round 36", lounge height					
	in.	Diameter 36 H 29					
			LB/LS - 1300	LBM/LSM - 1480	VS - 1590	VB - 1720	Q - 4840
47243		Round 36", conference height					
	in.	Diameter 36 H 36					
			LB/LS - 1510	LBM/LSM - 1690	VS - 1800	VB - 1930	Q - 5050
47244		Round 36", counter height					
	in.	Diameter 36 H 41.75					
			LB/LS - 1530	LBM/LSM - 1710	VS - 1820	VB - 1950	Q - 5070
47245		Round 36", bar height					
	in.	Diameter 42 H 15					
			LB/LS - 1260	LBM/LSM - 1450	VS - 1650	VB - 1830	Q - 5300
47251		Round 42", occasional height					
	in.	Diameter 42 H 26					
			LB/LS - 1340	LBM/LSM - 1530	VS - 1730	VB - 1910	Q - 5380
47252		Round 42", lounge height					
	in.	Diameter 42 H 29					
			LB/LS - 1360	LBM/LSM - 1550	VS - 1750	VB - 1930	Q - 5400
47253		Round 42", conference height					

TABLES

EFFECTIVE SEPTEMBER 1, 2018

JUXTA
CONTINUED









			LB/LS Standard laminate top, reverse bevel vinyl edge/straight laminated edge.	LBM/LSM Matte laminate top, reverse bevel vinyl edge/straight laminated edge.	VS Veneer top, straight veneer edge	VB Veneer top, reverse bevel solid wood edge	Q Quartz top, straight edge
	in.	W 60 D 36 H 29					
			LB/LS - 2180	LBM/LSM - 2560	VS - 2860	VB - 3090	Q - 5990
	47433	Rectangle 36" x 60", conference height					
	in.	W 66 D 36 H 29					
			LB/LS - 2300	LBM/LSM - 2740	VS - 3050	VB - 3300	Q - 6350
	47443	Rectangle 36" x 66", conference height					
	in.	W 72 D 36 H 29					
			LB/LS - 2440	LBM/LSM - 2920	VS - 3260	VB - 3530	Q - 6690
	47453	Rectangle 36" x 72", conference height					
	in.	W 78 D 36 H 29					
			LB/LS - 2570	LBM/LSM - 3100	VS - 3460	VB - 3740	Q - 6990
	47463	Rectangle 36" x 78", conference height					
	in.	W 84 D 36 H 29					
			LB/LS - 2700	LBM/LSM - 3280	VS - 3660	VB - 3960	Q - 7390
	47473	Rectangle 36" x 84", conference height					
	in.	W 72 D 42 H 29					
			LB/LS - 2690	LBM/LSM - 3260	VS - 3630	VB - 3930	Q - 7290
	47553	Rectangle 42" x 72", conference height					
	in.	W 78 D 42 H 29					
			LB/LS - 2850	LBM/LSM - 3470	VS - 3880	VB - 4200	Q - 7690
	47563	Rectangle 42" x 78", conference height					
	in.	W 84 D 42 H 29					
			LB/LS - 3010	LBM/LSM - 3680	VS - 4130	VB - 4470	Q - 7990
	47573	Rectangle 42" x 84", conference height					

To Order Specify

Product Name	<input checked="" type="checkbox"/> 47	<input type="checkbox"/>	<input type="checkbox"/>	<input checked="" type="checkbox"/> 3	<input type="checkbox"/>	<input type="checkbox"/>	<input type="checkbox"/>	<input type="checkbox"/>	<input type="checkbox"/>	<input type="checkbox"/>	
Product Number	Juxta	Table Depth	Table Width	Conference Height	Surface/Edge Options	Wood Veneer Tops	Laminates Tops	Quartz Tops	Power Options (satin aluminum finish)	Base Finish	
Surface/Edge Detail		<input checked="" type="checkbox"/> 4	<input checked="" type="checkbox"/> 3		LB - Standard laminate, reverse bevel vinyl edge LS - Standard laminate, straight laminate edge; 2 options available: LSC - Straight laminate edge with corresponding laminate edge band LSP - Straight laminate edge with exposed ply edge band	OKN - Natural Oak OKG - Grey Oak OKB - Black Oak MAN - Natural Maple MAG - Golden Maple WAN - Natural Walnut WAD - Dark Walnut WAM - Mahogany (on Walnut) CHN - Natural Cherry CHM - Medium Cherry CHD - Dark Cherry CUS - Custom stain; add \$250 net flat fee, plus 5% net	Standard Laminates Lam11 - Manitoba Maple* Lam12 - Monticello Maple Lam13 - Fonthill Pear Lam17 - Xanadu Lam18 - Studio Teak Lam22 - Walnut Heights Lam31 - Designer White* Lam32 - Antique White* Lam33 - Alabaster Lam34 - Haze Lam35 - Slate Grey* Lam36 - Dove Grey* Lam37 - North Sea* Lam39 - Crisp Linen Lam41 - Cosmic Strandz Lam42 - Vapor Strandz 909 - Black Lam84 - Blitmore Cherry* Lam85 - Hampton Walnut* Lam86 - Montana Walnut* Lam87 - Cafelle* Lam89 - Empire Mahogany* * Matte Finish	Matte Laminates Lam61 - Bianco Kos Lam62 - Bianco Malé Lam63 - Grigio Efeso Lam64 - Beige Luxor Lam65 - Rosa Colorado* Lam66 - Castoro Ottawa Lam67 - Grigio Londra * Lam68 - Grigio Bromo Lam69 - Blu Delft* Lam70 - Nero Ingo Lam71 - Titanio Doha Lam72 - Zinco Doha Lam73 - Bronzo Doha Lam74 - Piombo Doha * Black Edge Band or Exposed Ply Edge Band Only	BLZ - Blizzard RVN - Raven	S - No Power \$1500: PA2A - 2 power outlets PA2B - 1 power & 2 USB (1 port with 2 USB connections)	PA00 - Polished Aluminum PC23 - Dark Grey
Table Top Material/Color		<input checked="" type="checkbox"/> 4	<input checked="" type="checkbox"/> 3								
Power Option		<input type="checkbox"/> 5	<input type="checkbox"/> 4	<input type="checkbox"/> 5							
Base Finish		<input type="checkbox"/> 6	<input type="checkbox"/> 7								
Quantity											
End User											

KM-TABLES
Design Mark Kapka

Base is solid wood, available with standard stains. Table top is quartz, with Raven (RVN) or Blizzard (BLZ) quartz color options. For all other construction details, color, finish and stain choices see page 6 or www.keilhauerpricelist.com. Keilhauer prices include freight. Please refer to [Freight](#) on page 4 or www.keilhauerpricelist.com for further details.

	in.	W 19 D 19 H 20
		2490
	59901	End table, 19x19
	in.	W 22 D 22 H 18
		2570
	59902	End table, 22x22
	in.	W 42 D 19 H 15
		3670
	59903	Coffee table, 42x19
	in.	W 48 D 22 H 15
		4220
	59904	Coffee table, 48x22

To Order Specify



Quartz Color













Base Finish

Product Name
Product Number
Quartz Color
Base Finish
Quantity
End User

- | | |
|----------------|----------------------|
| BLZ - Blizzard | W21 - Natural Maple |
| RVN - Raven | W22 - Natural Cherry |
| | W23 - Medium Cherry |
| | W24 - Dark Cherry |
| | W25 - Walnut |
| | W26 - Mahogany |
| | W27 - Solid Black |
| | W28 - Black Stain |
| | W30 - Honey |

TABLES

EFFECTIVE SEPTEMBER 1, 2018

		Standard Laminate	Matte Laminate
LOON			
Design Tom Deacon		Table base is chrome. For all other construction details, color, finish and stain choices see page 6 or www.keilhauerpricelist.com . Keilhauer prices include freight. Please refer to Freight on page 4 or www.keilhauerpricelist.com for further details.	
	in.	Diameter 24 H 40	
		895	1035
	1742	Round table	
	in.	Diameter 30 H 29	
		985	1135
	1744	Round table	
	in.	Diameter 36 H 29	
		1105	1275
	1751	Round table	
	in.	W 30 D 30 H 29	
		985	1135
	1760	Square table	
	in.	W 36 D 36 H 29	
		1105	1275
	1762	Square table	

To Order Specify











Laminate Top Color

Product Name
Product Number
Table Top
Quantity
End User

Standard Laminates	Matte Laminates
918 - Neutral White	Lam61 - Bianco Kos
932 - Antique White	Lam62 - Bianco Malé
929 - Oyster Grey	Lam63 - Grigio Efeso
902 - Platinum	Lam64 - Beige Luxor
928 - Mouse	Lam65 - Rosa Colorado
949 - White	Lam66 - Castoro Ottawa
909 - Black	Lam67 - Grigio Londra
	Lam68 - Grigio Bromo
	Lam69 - Blu Delft
	Lam70 - Nero Ingo
	Lam71 - Titanio Doha
	Lam72 - Zinco Doha
	Lam73 - Bronzo Doha
	Lam74 - Piombo Doha

RUBEN
Design Mark Kapka

Available in Walnut or Ash; ash bases are available in 10 stains.
For all other construction details, color, finish and stain choices see page 6 or www.keilhauerpricelist.com.
Keilhauer prices include freight. Please refer to [Freight](#) on page 4 or www.keilhauerpricelist.com for further details.

	in.	W 48 D 24 H 14
		2330
	6885	Ash coffee table
	in.	W 48 D 24 H 14
		2450
	6895	Walnut coffee table
	in.	W 18 D 18 H 17.75
		1720
	6886	Ash side table
	in.	W 18 D 18 H 17.75
		1770
	6896	Walnut side table

To Order Specify

Product Name
Product Number
Wood Option
Table Option
Stain Option
Quantity
End User

68
Ruben

Wood Option

Table

Ash Stains

Walnut Finish

8
Ash





5
Coffee Table

AHM - Midnight
AHS - Snow
AHB - Blue
AHP - Pink
AHY - Yellow
AHC - Chartreuse
AHG - Dark Grey
AHF - Fog
AHN - Natural Ash
AHW - Walnut on Ash

WAN - Natural Walnut

9
Walnut

6
Side Table

	Standard Laminate	Matte Laminate
<p>SIP Design E00S</p>	<p>Table column is solid Ash, and is available in 10 stain colors. The table base and support bracket are steel and are available in powder coat finishes. For all other construction details, color, finish and stain choices see page 6 or www.keilhauerpricelist.com. Keilhauer prices include freight. Please refer to Freight on page 4 or www.keilhauerpricelist.com for further details.</p>	
<p>in.</p>  <p>68951</p>	<p>W 19 D 19 H 18.75</p> <p>1690</p>	<p>1860</p>
<p>Round end table - low</p>		
<p>in.</p>  <p>68952</p>	<p>W 19 D 19 H 23.25</p> <p>1690</p>	<p>1860</p>
<p>Round end table - high</p>		
<p>in.</p>  <p>68953</p>	<p>W 27.5 D 27.5 H 26.25</p> <p>1890</p>	<p>2080</p>
<p>Round conversation table</p>		
<p>in.</p>  <p>68964</p>	<p>W 59 D 30 H 17.75</p> <p>2990</p>	<p>3290</p>
<p>Rectangle coffee table</p>		

To Order Specify

Product Name
Product Number
Shape
Frame Finish
Surface Material
Quantity
End User

68
Hangout

9
Sip Table

Shape

Base Finish

Wood Column Finish

Edge Options

Table Laminate Options

5
Round

6
Rectangle

PC00 - Nickel
PC01 - Onyx
PC05 - Shale
PC23 - Dark Grey
PC24 - Warm Grey
PC25 - White
PC27 - Bronze

Solid Ash Wood
AHM - Midnight
AHS - Snow
AHB - Blue
AHP - Pink
AHY - Yellow
AHC - Chartreuse
AHG - Dark Grey
AHF - Fog
AHN - Natural Ash
AHW - Walnut on Ash

LS - Standard laminate, straight laminate edge; 2 options available:
LSC - Straight laminate edge with coordinating laminate edge band
LSP - Straight laminate edge with exposed ply edge band





LSM - Matte laminate, straight laminate edge; 2 options available:
LSMC - Straight laminate edge with coordinating laminate edge band
LSMP - Straight laminate edge with exposed ply edge band

Standard Laminates
Lam11 - Manitoba Maple*
Lam12 - Monticello Maple
Lam13 - Fonthill Pear
Lam17 - Xanadu
Lam18 - Studio Teak
Lam22 - Walnut Heights
Lam31 - Designer White*
Lam32 - Antique White*
Lam33 - Alabaster
Lam34 - Haze
Lam35 - Slate Grey*
Lam36 - Dove Grey*
Lam37 - North Sea*
Lam39 - Crisp Linen
Lam41 - Cosmic Strandz
Lam42 - Vapor Strandz
Lam43 - Satin Stainless
909 - Black
Lam84 - Biltmore Cherry*
Lam85 - Hampton Walnut*
Lam86 - Montana Walnut*
Lam87 - Cafelle*
Lam89 - Empire Mahogany*
* Matte Finish

Matte Laminates
Lam61 - Bianco Kos
Lam62 - Bianco Malé
Lam63 - Grigio Efeso
Lam64 - Beige Luxor
Lam65 - Rosa Colorado*
Lam66 - Castoro Ottawa
Lam67 - Grigio Londra*
Lam68 - Grigio Bromo
Lam69 - Blu Delft*
Lam70 - Nero Ingo
Lam71 - Titanio Doha
Lam72 - Zinco Doha
Lam73 - Bronzo Doha
Lam74 - Piombo Doha
* Black Edge Band or Exposed Ply Edge Band Only

STIX
Design E00S

Table available in Walnut or Ash wood. Ash is available in 10 stains.
For all other construction details, color, finish and stain choices see page 6 or www.keilhauerpricelist.com.
Keilhauer prices include freight. Please refer to [Freight](#) on page 4 or www.keilhauerpricelist.com for further details.

	in.	W 15.25 D 15.25 H 21.5
	71080	Ash side table
	in.	W 15.25 D 15.25 H 21.5
	71180	Walnut side table

To Order Specify
Product Name
Product Number
Base Options
Wood Finish
Quantity
End User

71
Untucked

Base Options

80
Side Table

Wood Finishes

0
Ash

1
Walnut

Walnut
Walnut - WAN













Ash
AHB - Blue
AHC - Chartreuse
AHF - Fog
AHG - Dark Grey
AHM - Midnight
AHN - Natural Ash
AHP - Pink
AHS - Snow
AHW - Walnut on Ash
AHY - Yellow

TABLES

EFFECTIVE SEPTEMBER 1, 2018

SYZ
Design E00S

Standard base finish is PA Polished Aluminum. Powder Coats available, add \$100, see below. All tables available with power supply; 3 power/2 USB; for 1 box, add \$1620; for 2 boxes, add \$2740, see below. Black PET mesh casing to connect power from conduit to the floor is included. **Net crating charges: for 60" square/round add \$110, for 72" square/round add \$160, for 84" round add \$190, for 42" depth rectangle add \$160, for 44" depth rectangle add \$190, for 50" depth rectangle add \$200.** For all other construction details, color, finish and stain choices see page 6 or www.keilhauerpricelist.com. Keilhauer prices include freight. Please refer to [Freight](#) on page 4 or www.keilhauerpricelist.com for further details.

	LB Standard Laminate top, reverse bevel vinyl edge	LBM Matte Laminate top, reverse bevel vinyl edge	VS Veneer top, straight veneer edge	VB Veneer top, re- verse bevel solid wood edge	Q Quartz top, straight edge	GB Glass top, straight edge, reverse bevel
 in.	W 60 D 60 H 15					
	LB - 3445	LBM - 4075	VS - 4025	VB - 5270	Q - 9925	GB - 8720
 10411	Square 60", occasional height - A crating charge of \$110 NET will be applied to each table					
 in.	W 60 D 60 H 26					
	LB - 3630	LBM - 4260	VS - 4210	VB - 5455	Q - 10110	GB - 8905
 10412	Square 60", lounge height - A crating charge of \$110 NET will be applied to each table					
 in.	W 60 D 60 H 29					
	LB - 3665	LBM - 4295	VS - 4245	VB - 5490	Q - 10145	GB - 8940
 10413	Square 60", conference height - A crating charge of \$110 NET will be applied to each table					
 in.	W 72 D 72 H 15					
	LB - 4455	LBM - 5450	VS - 5480	VB - 6455	Q - 12250	GB - 10330
 10421	Square 72", occasional height, 2-piece top - A crating charge of \$160 NET will be applied to each table					
 in.	W 72 D 72 H 26					
	LB - 4640	LBM - 5635	VS - 5665	VB - 6640	Q - 12435	GB - 10515
 10422	Square 72", lounge height, 2-piece top - A crating charge of \$160 NET will be applied to each table					
 in.	W 72 D 72 H 29					
	LB - 4675	LBM - 5670	VS - 5700	VB - 6675	Q - 12470	GB - 10550
 10423	Square 72", conference height, 2-piece top - A crating charge of \$160 NET will be applied to each table					

To Order Specify



















	10 Syz	4 Square table	Table top size	Table height	Surface/Edge Options	Wood Veneer Tops	Laminate Tops	Quartz Tops	Glass Tops	Base Finish	Power Options (available with satin aluminum finish)
Product Name											
Product Number											
Surface/Edge Detail											
Table Top Material/Color											
Power Option											
Base Finish											
Quantity											
End User											
			1 60"	1 occasional	LB - Standard Laminate, reverse bevel vinyl edge LBM - Matte Laminate, reverse bevel vinyl edge VS - Veneer, straight veneer edge VB - Veneer, reverse bevel solid wood edge Q - Quartz straight edge GB - Glass, straight edge, reverse bevel	OKN - Natural Oak OKG - Grey Oak OKB - Black Oak MAN - Natural Maple MAG - Golden Maple WAN - Natural Walnut WAD - Dark Walnut WAM - Mahogany (on Walnut) CHN - Natural Cherry CHM - Medium Cherry CHD - Dark Cherry CUS - Custom stain; add \$250 net flat fee, plus 5% net	Standard Laminates Lam11 - Manitoba Maple* Lam13 - Fonthill Pear Lam17 - Xanadu Lam18 - Studio Teak Lam22 - Walnut Heights Lam31 - Designer White* Lam32 - Antique White* Lam33 - Alabaster Lam34 - Hazze Lam35 - Slate Grey* Lam36 - Dove Grey* Lam37 - North Sea* Lam39 - Crisp Linen Lam41 - Cosmic Strandz Lam42 - Vapor Strandz Lam43 - Satin Stainless 909 - Black Lam84 - Biltmore Cherry* Lam85 - Hampton Walnut* Lam86 - Montana Walnut* Lam87 - Cafelle* Lam89 - Empire Mahogany* * Matte Finish	BLZ - Blizzard RVN - Raven	GL01 - Vermillion GL02 - Dark Grey GL03 - Silver GL04 - Dove GL05 - Beige GL06 - White	PA00 - Polished Aluminum PC00 - Nickel PC05 - Shale PC23 - Dark Grey PC24 - Warm Grey PC25 - White PC26 - Black (Satin) PC27 - Bronze	4 - outlet box; 3 power, 2 USB; specify PA4B For 1 box, add \$1620, see below for applicable model numbers. For 2 boxes, add \$2740, see below for applicable model numbers. Models available with 1 box only: 10411 10412 10413 Models available with 2 boxes only: 10421 10422 10423
			2 72"	2 lounge			Matte Laminates Lam61 - Bianco Kos Lam62 - Bianco Malé Lam63 - Grigio Efeso Lam64 - Beige Luxor Lam65 - Rosa Colorado* Lam66 - Castoro Ottawa Lam67 - Grigio Londra * Lam68 - Grigio Bromo Lam69 - Blu Delft* Lam70 - Nero Ingo Lam71 - Titanio Doha Lam72 - Zinco Doha Lam73 - Bronzo Doha Lam74 - Piombo Doha * Black Edge Band Only				
			3 conference	3 conference							

TABLES

EFFECTIVE SEPTEMBER 1, 2018

SYZ
CONTINUED
Design E00S

Standard base finish is PA Polished Aluminum. Powder Coats available, add \$100, see below. All tables available with power supply; 3 power/2 USB; for 1 box, add \$1620; for 2 boxes, add \$2740, see below. Black PET mesh casing to connect power from conduit to the floor is included. **Net crating charges: for 60" square/round add \$110, for 72" square/round add \$160, for 84" round add \$190, for 42" depth rectangle add \$160, for 44" depth rectangle add \$190, for 50" depth rectangle add \$200.** For all other construction details, color, finish and stain choices see page 6 or www.keilhauerpricelist.com. Keilhauer prices include freight. Please refer to [Freight](#) on page 4 or www.keilhauerpricelist.com for further details.

	LB Standard Laminate top, reverse bevel vinyl edge	LBM Matte Laminate top, reverse bevel vinyl edge	VS Veneer top, straight veneer edge	VB Veneer top, re- verse bevel solid wood edge	Q Quartz top, straight edge	GB Glass top, straight edge, reverse bevel
 in.	Diameter 60 H 15					
	LB - 3300	LBM - 3930	VS - 3885	VB - 5125	Q - 9255	GB - 8645
 10511	Round 60", occasional height - A crating charge of \$110 NET will be applied to each table					
 in.	Diameter 60 H 26					
	LB - 3485	LBM - 4115	VS - 4070	VB - 5310	Q - 9440	GB - 8830
 10512	Round 60", lounge height - A crating charge of \$110 NET will be applied to each table					
 in.	Diameter 60 H 29					
	LB - 3520	LBM - 4150	VS - 4105	VB - 5345	Q - 9475	GB - 8865
 10513	Round 60", conference height - A crating charge of \$110 NET will be applied to each table					
 in.	Diameter 72 H 15					
	LB - 4215	LBM - 5215	VS - 5240	VB - 6220	Q - 10875	GB - 10050
 10521	Round 72", occasional height, 2-piece top - A crating charge of \$160 NET will be applied to each table					
 in.	Diameter 72 H 26					
	LB - 4400	LBM - 5400	VS - 5425	VB - 6405	Q - 11060	GB - 10235
 10522	Round 72", lounge height, 2-piece top - A crating charge of \$160 NET will be applied to each table					
 in.	Diameter 72 H 29					
	LB - 4435	LBM - 5435	VS - 5460	VB - 6440	Q - 11095	GB - 10270
 10523	Round 72", conference height, 2-piece top - A crating charge of \$160 NET will be applied to each table					
 in.	Diameter 84 H 15					
	LB - 5245	LBM - 6435	VS - 6575	VB - 7915	Q - 12980	GB - 11515
 10531	Round 84", occasional height, 2-piece top - A crating charge of \$200 NET will be applied to each table					
 in.	Diameter 84 H 26					
	LB - 5430	LBM - 6620	VS - 6760	VB - 8100	Q - 13165	GB - 11700
 10532	Round 84", lounge height, 2-piece top - A crating charge of \$200 NET will be applied to each table					
 in.	Diameter 84 H 29					
	LB - 5465	LBM - 6655	VS - 6795	VB - 8135	Q - 13200	GB - 11735
 10533	Round 84", conference height, 2-piece top - A crating charge of \$200 NET will be applied to each table					

To Order Specify

10 Syz 5 Round table Table top size Table height Surface/Edge Options Wood Veneer Tops Laminate Tops Quartz Tops Glass Tops Base Finish Power Options (available with satin aluminum finish)

Product Name
Product Number
Surface/Edge Detail
Table Top Material/Color
Power Option
Base Finish
Quantity
End User

1 60"
 2 72"
 3 84"
 1 occasional
 2 lounge
 3 conference

LB - Standard Laminate, reverse bevel vinyl edge
 LB M - Matte Laminate, reverse bevel vinyl edge
 VS - Veneer, straight veneer edge
 VB - Veneer, reverse bevel solid wood edge
 Q - Quartz straight edge
 GB - Glass top, straight edge, reverse bevel

OKN - Natural Oak
 OKG - Grey Oak
 OKB - Black Oak
 MAN - Natural Maple
 MAG - Golden Maple
 WAN - Natural Walnut
 WAD - Dark Walnut
 WAM - Mahogany (on Walnut)
 CHN - Natural Cherry
 CHM - Medium Cherry
 CHD - Dark Cherry
 CUS - Custom stain; add \$250 net flat fee, plus

Standard Laminates
 Lam11 - Manitoba Maple*
 Lam13 - Fonthill Pear
 Lam17 - Xanadu
 Lam18 - Studio Teak
 Lam22 - Walnut Heights
 Lam31 - Designer White*
 Lam32 - Antique White*
 Lam33 - Alabaster
 Lam34 - Hazle
 Lam35 - Slate Grey*
 Lam36 - Dove Grey*
 Lam37 - North Sea*
 Lam39 - Crisp Linen
 Lam41 - Cosmic Strandz
 Lam42 - Vapor Strandz
 Lam43 - Satin Stainless
 909 - Black
 Lam84 - Biltmore Cherry*
 Lam85 - Hampton Walnut*
 Lam86 - Montana Walnut*
 Lam87 - Cafelle*
 Lam89 - Empire Mahogany*

Matte Laminates
 Lam61 - Bianco Kos
 Lam62 - Bianco Malé
 Lam63 - Grigio Efeso
 Lam64 - Beige Luxor
 Lam65 - Rosa Colorado*
 Lam66 - Castoro Ottawa
 Lam67 - Grigio Londra*
 Lam68 - Grigio Bromo
 Lam69 - Blu Delft*
 Lam70 - Nero Ingo
 Lam71 - Titanio Doha
 Lam72 - Zinco Doha
 Lam73 - Bronzo Doha
 Lam74 - Piombo Doha
 * Black Edge Band Only

BLZ - Blizzard
 RVN - Raven
 GL01 - Vermillion
 GL02 - Dark Grey
 GL03 - Silver
 GL04 - Dove
 GL05 - Beige
 GL06 - White

















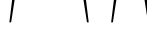










PA00 - Polished Aluminum
 PC00 - Nickel
 PC05 - Shale
 PC23 - Dark Grey
 PC24 - Warm Grey
 PC25 - White
 PC26 - Black (Satin)
 PC27 - Bronze

4 - outlet box; 3 power, 2 USB; specify PA4B
 For 1 box, add \$1620, see below for applicable model numbers.
 For 2 boxes, add \$2740, see below for applicable model numbers.
 Models available with 1 box only:
 10511
 10512
 10513
 Models available with 2 boxes only:
 10521
 10522
 10523
 10531
 10532
 10533

TABLES

EFFECTIVE SEPTEMBER 1, 2018

SYZ
CONTINUED
Design E00S

























			LB Standard Laminate top, reverse bevel vinyl edge	LBM Matte Laminate top, reverse bevel vinyl edge	VS Veneer top, straight veneer edge	VB Veneer top, re- verse bevel solid wood edge	Q Quartz top, straight edge	GB Glass top, straight edge, reverse bevel
<p>Standard base finish is PA Polished Aluminum. Powder Coats available, add \$100, see below. All tables available with power supply; 3 power/2 USB; for 1 box, add \$1620; for 2 boxes, add \$2740, see below. Black PET mesh casing to connect power from conduit to the floor is included. Net crating charges: for 60" square/round add \$110, for 72" square/round add \$160, for 84" round add \$190, for 42" depth rectangle add \$160, for 44" depth rectangle add \$190, for 50" depth rectangle add \$200.</p> <p>For all other construction details, color, finish and stain choices see page 6 or www.keilhauerpricelist.com. Keilhauer prices include freight. Please refer to Freight on page 4 or www.keilhauerpricelist.com for further details.</p>								
	in.	W 72 D 42 H 15						
		LB - 3155	LBM - 3770	VS - 3650	VB - 4370	Q - 7615	GB - 8415	
 	10601	Rectangle 72 x 42", occasional height - A crating charge of \$160 NET will be applied to each table						
	in.	W 72 D 42 H 26						
		LB - 3340	LBM - 3955	VS - 3835	VB - 4555	Q - 7800	GB - 8600	
 	10602	Rectangle 72 x 42", lounge height - A crating charge of \$160 NET will be applied to each table						
	in.	W 72 D 42 H 29						
		LB - 3375	LBM - 3990	VS - 3870	VB - 4590	Q - 7835	GB - 8635	
 	10603	Rectangle 72 x 42", conference height - A crating charge of \$160 NET will be applied to each table						
	in.	W 78 D 42 H 15						
		LB - 3330	LBM - 3985	VS - 3865	VB - 4645	Q - 7920	GB - 8670	
 	10611	Rectangle 78 x 42", occasional height - A crating charge of \$160 NET will be applied to each table						
	in.	W 78 D 42 H 26						
		LB - 3515	LBM - 4170	VS - 4050	VB - 4830	Q - 8105	GB - 8855	
 	10612	Rectangle 78 x 42", lounge height - A crating charge of \$160 NET will be applied to each table						
	in.	W 78 D 42 H 29						
		LB - 3550	LBM - 4205	VS - 4085	VB - 4865	Q - 8140	GB - 8890	
 	10613	Rectangle 78 x 42", conference height - A crating charge of \$160 NET will be applied to each table						
	in.	W 84 D 44 H 15						
		LB - 3540	LBM - 4250	VS - 4155	VB - 5030	Q - 8480	GB - 9020	
 	10621	Rectangle 84 x 44", occasional height - A crating charge of \$190 NET will be applied to each table						
	in.	W 84 D 44 H 26						
		LB - 3725	LBM - 4435	VS - 4340	VB - 5215	Q - 8665	GB - 9205	
 	10622	Rectangle 84 x 44", lounge height - A crating charge of \$190 NET will be applied to each table						
	in.	W 84 D 44 H 29						
		LB - 3760	LBM - 4470	VS - 4375	VB - 5250	Q - 8700	GB - 9240	
 	10623	Rectangle 84 x 44", conference height - A crating charge of \$190 NET will be applied to each table						

TABLES

EFFECTIVE SEPTEMBER 1, 2018

SYZ

CONTINUED
Design E00S

			LB Standard Laminate top, reverse bevel vinyl edge	LBM Matte Laminate top, reverse bevel vinyl edge	VS Veneer top, straight veneer edge	VB Veneer top, re- verse bevel solid wood edge	Q Quartz top, straight edge	GB Glass top, straight edge, reverse bevel
			Standard base finish is PA Polished Aluminum. Powder Coats available, add \$100, see below. All tables available with power supply; 3 power/2 USB; for 1 box, add \$1620; for 2 boxes, add \$2740, see below. Black PET mesh casing to connect power from conduit to the floor is included. <i>Net crating charges: for 60" square/round add \$110, for 72" square/round add \$160, for 84" round add \$190, for 42" depth rectangle add \$160, for 44" depth rectangle add \$190, for 50" depth rectangle add \$200.</i> For all other construction details, color, finish and stain choices see page 6 or www.keilhauerpricelist.com . Keilhauer prices include freight. Please refer to Freight on page 4 or www.keilhauerpricelist.com for further details.					
	in.		W 90" D 44" H 15"					
			LB - 3735	LBM - 4490	VS - 4355	VB - 5295	Q - 8835	GB - 8295
	10631		Rectangle 90 x 44", occasional height - A crating charge of \$190 NET will be applied to each table					
	in.		W 90" D 44" H 26"					
			LB - 3920	LBM - 4675	VS - 4540	VB - 5480	Q - 9020	GB - 8480
	10632		Rectangle 90 x 44", lounge height - A crating charge of \$190 NET will be applied to each table					
	in.		W 90" D 44" H 29"					
			LB - 3955	LBM - 4710	VS - 4575	VB - 5515	Q - 9055	GB - 8515
	10633		Rectangle 90 x 44", conference height - A crating charge of \$190 NET will be applied to each table					
	in.		W 96 D 44 H 15					
			LB - 3825	LBM - 4945	VS - 4510	VB - 5510	Q - 9140	GB - 9510
	10641		Rectangle 96 x 44", occasional height - A crating charge of \$190 NET will be applied to each table					
	in.		W 96 D 44 H 26					
			LB - 4010	LBM - 5130	VS - 4695	VB - 5695	Q - 9325	GB - 9695
	10642		Rectangle 96 x 44", lounge height - A crating charge of \$190 NET will be applied to each table					
	in.		W 96 D 44 H 29					
			LB - 4045	LBM - 5165	VS - 4730	VB - 5730	Q - 9360	GB - 9730
	10643		Rectangle 96 x 44", conference height - A crating charge of \$190 NET will be applied to each table					
	in.		W 102 D 44 H 15					
			LB - 4080	LBM - 5450	VS - 4770	VB - 5830	Q - 10110	GB - 9985
	10651		Rectangle 102 x 44", occasional height - A crating charge of \$190 NET will be applied to each table					
	in.		W 102 D 44 H 26					
			LB - 4265	LBM - 5635	VS - 4955	VB - 6015	Q - 10295	GB - 10170
	10652		Rectangle 102 x 44", lounge height - A crating charge of \$190 NET will be applied to each table					
	in.		W 102 D 44 H 29					
			LB - 4300	LBM - 5670	VS - 4990	VB - 6050	Q - 10330	GB - 10205
	10653		Rectangle 102 x 44", conference height - A crating charge of \$190 NET will be applied to each table					
	in.		W 108 D 44 H 15					
			LB - 4205	LBM - 5120	VS - 4935	VB - 6060	Q - 10225	GB - 10190
	10661		Rectangle 108 x 44", occasional height - A crating charge of \$190 NET will be applied to each table					
	in.		W 108 D 44 H 26					
			LB - 4390	LBM - 5305	VS - 5120	VB - 6245	Q - 10410	GB - 10375
	10662		Rectangle 108 x 44", lounge height - A crating charge of \$190 NET will be applied to each table					
	in.		W 108 D 44 H 29					
			LB - 4425	LBM - 5340	VS - 5155	VB - 6280	Q - 10445	GB - 10410
	10663		Rectangle 108 x 44", conference height - A crating charge of \$190 NET will be applied to each table					

TABLES

EFFECTIVE SEPTEMBER 1, 2018

SYZ
CONTINUED
Design E00S

Standard base finish is PA Polished Aluminum. Powder Coats available, add \$100, see below. All tables available with power supply; 3 power/2 USB; for 1 box, add \$1620; for 2 boxes, add \$2740, see below. Black PET mesh casing to connect power from conduit to the floor is included. **Net crating charges: for 60" square/round add \$110, for 72" square/round add \$160, for 84" round add \$190, for 42" depth rectangle add \$160, for 44" depth rectangle add \$190, for 50" depth rectangle add \$200.** For all other construction details, color, finish and stain choices see page 6 or www.keilhauerpricelist.com. Keilhauer prices include freight. Please refer to [Freight](#) on page 4 or www.keilhauerpricelist.com for further details.

LB Standard Laminate top, reverse bevel vinyl edge	LBM Matte Laminate top, reverse bevel vinyl edge	VS Veneer top, straight veneer edge	VB Veneer top, re- verse bevel solid wood edge	Q Quartz top, straight edge	GB Glass top, straight edge, reverse bevel		
	in.	W 114 D 44 H 15					
10671		LB - 4375	LBM - 5350	VS - 5125	VB - 6315	Q - 10410	GB - 10445
Rectangle 114 x 44", occasional height - A crating charge of \$190 NET will be applied to each table							
	in.	W 114 D 44 H 26					
10672		LB - 4560	LBM - 5535	VS - 5310	VB - 6500	Q - 10595	GB - 10630
Rectangle 114 x 44", lounge height - A crating charge of \$190 NET will be applied to each table							
	in.	W 114 D 44 H 29					
10673		LB - 4595	LBM - 5570	VS - 5345	VB - 6535	Q - 10630	GB - 10665
Rectangle 114 x 44", conference height - A crating charge of \$190 NET will be applied to each table							
	in.	W 120 D 44 H 15					
10681		LB - 4610	LBM - 5585	VS - 5380	VB - 6630	Q - 10680	GB - 10630
Rectangle 120 x 44", occasional height - A crating charge of \$190 NET will be applied to each table							
	in.	W 120 D 44 H 26					
10682		LB - 4795	LBM - 5770	VS - 5565	VB - 6815	Q - 10865	GB - 10815
Rectangle 120 x 44", lounge height - A crating charge of \$190 NET will be applied to each table							
	in.	W 120 D 44 H 29					
10683		LB - 4830	LBM - 5805	VS - 5600	VB - 6850	Q - 10900	GB - 10850
Rectangle 120 x 44", conference height - A crating charge of \$190 NET will be applied to each table							

To Order Specify

<input checked="" type="checkbox"/> 10	<input checked="" type="checkbox"/> 6	<input type="checkbox"/>	<input type="checkbox"/>	<input type="checkbox"/>	<input type="checkbox"/>	<input type="checkbox"/>	<input type="checkbox"/>	<input type="checkbox"/>	<input type="checkbox"/>	<input type="checkbox"/>
Syz	Rectangle table W 42"/44"	Table top size	Table height	Surface/Edge Options	Wood Veneer Tops	Laminate Tops	Quartz Tops	Glass Tops	Base Finish	Power Options (available with satin aluminum finish)
Product Name	Product Number	Surface/Edge Detail	Table Top Material/Color	Power Option	Base Finish	Quantity	End User			
0	5	1	LB - Standard Laminate, reverse bevel vinyl edge	OKN - Natural Oak	Standard Laminates	BLZ - Blizzard	GL01 - Vermillion	PA00 - Polished Aluminum	4 - outlet box; 3 power, 2 USB; specify PA4B	
72 x 42	102 x 44	occasional	LBM - Matte Laminate, reverse bevel vinyl edge	OKB - Black Oak	Lam11 - Manitoba Maple*	RVN - Raven	GL02 - Dark Grey	PC00 - Nickel	For 1 box, add \$1620, see below for applicable model numbers.	
1	6	2	VS - Veneer, straight veneer edge	MAN - Natural Maple	Lam13 - Fonthill Pear		GL03 - Silver	PC05 - Shale	For 2 boxes, add \$2740, see below for applicable model numbers.	
78 x 42	108 x 44	lounge	VB - Veneer, reverse bevel solid wood edge	MAG - Golden Maple	Lam17 - Xanadu		GL04 - Dove	PC23 - Dark Grey		
2	7	3	Q - Quartz straight edge	WAD - Dark Walnut	Lam18 - Studio Teak		GL05 - Beige	PC24 - Warm Grey		
84 x 44	114 x 44	conference	GB - Glass top, straight edge, reverse bevel	WAM - Mahogany (on Walnut)	Lam22 - Walnut Heights		GL06 - White	PC25 - White		
3	8			CHN - Natural Cherry	Lam31 - Designer White*			PC26 - Black (Satin)		
90 x 44	120 x 44			CHM - Medium Cherry	Lam32 - Antique White*			PC27 - Bronze		
4				CHD - Dark Cherry	Lam33 - Alabaster					
96 x 44				CUS - Custom stain; add \$250 net flat fee, plus 5% net	Lam34 - Haze					
					Lam35 - Slate Grey*					
					Lam36 - Dove Grey*					
					Lam37 - North Sea*					
					Lam39 - Crisp Linen					
					Lam41 - Cosmic Strandz					
					Lam42 - Vapor Strandz					
					Lam43 - Satin Stainless					
					909 - Black					
					Lam84 - Biltmore Cherry*					
					Lam85 - Hampton Walnut*					
					Lam86 - Montana Walnut*					
					Lam87 - Cafelle*					
					Lam89 - Empire Mahogany* * Matte Finish					
					Matte Laminates					
					Lam61 - Bianco Kos					
					Lam62 - Bianco Malé					
					Lam63 - Grigio Efeso					
					Lam64 - Beige Luxor					
					Lam65 - Rosa Colorado*					
					Lam66 - Castoro Ottawa					
					Lam67 - Grigio Londra *					
					Lam68 - Grigio Bromo					
					Lam69 - Blu Delft*					
					Lam70 - Nero Ingo					
					Lam71 - Titanio Doha					
					Lam72 - Zinco Doha					
					Lam73 - Bronzo Doha					
					Lam74 - Piombo Doha					
					* Black Edge Band Only					

TABLES

























EFFECTIVE SEPTEMBER 1, 2018

LB	Standard Laminate top, reverse bevel vinyl edge	LBM	Matte Laminate top, reverse bevel vinyl edge	VS	Veneer top, straight veneer edge	VB	Veneer top, reverse bevel solid wood edge	Q	Quartz top, straight edge	GB	Glass top, straight edge, reverse bevel
----	---	-----	--	----	----------------------------------	----	---	---	---------------------------	----	---

SYZ

CONTINUED
Design E00S

Standard base finish is PA Polished Aluminum. Powder Coats available, add \$100, see below. All tables available with power supply; 3 power/2 USB; for 1 box, add \$1620; for 2 boxes, add \$2740, see below. Black PET mesh casing to connect power from conduit to the floor is included. *Net crating charges: for 60" square/round add \$110, for 72" square/round add \$160, for 84" round add \$190, for 42" depth rectangle add \$160, for 44" depth rectangle add \$190, for 50" depth rectangle add \$200.* For all other construction details, color, finish and stain choices see page 6 or www.keilhauerpricelist.com. Keilhauer prices include freight. Please refer to [Freight](#) on page 4 or www.keilhauerpricelist.com for further details.

	in.	W 84 D 50 H 15	LB - 3860	LBM - 4570	VS - 4495	VB - 5505	Q - 8760	GB - 9620
	10721	Rectangle 84 x 50", occasional height - A crating charge of \$200 NET will be applied to each table						
	in.	W 84 D 50 H 26	LB - 4045	LBM - 4755	VS - 4680	VB - 5690	Q - 8945	GB - 9805
	10722	Rectangle 84 x 50", lounge height - A crating charge of \$200 NET will be applied to each table						
	in.	W 84 D 50 H 29	LB - 4080	LBM - 4790	VS - 4715	VB - 5725	Q - 8980	GB - 9840
	10723	Rectangle 84 x 50", conference height - A crating charge of \$200 NET will be applied to each table						
	in.	W 90 D 50 H 15	LB - 4045	LBM - 4800	VS - 4715	VB - 5805	Q - 9125	GB - 9785
	10731	Rectangle 90 x 50", occasional height - A crating charge of \$200 NET will be applied to each table						
	in.	W 90 D 50 H 26	LB - 4230	LBM - 4985	VS - 4900	VB - 5990	Q - 9310	GB - 9970
	10732	Rectangle 90 x 50", lounge height - A crating charge of \$200 NET will be applied to each table						
	in.	W 90 D 50 H 29	LB - 4265	LBM - 5020	VS - 4935	VB - 6025	Q - 9345	GB - 10005
	10733	Rectangle 90 x 50", conference height - A crating charge of \$200 NET will be applied to each table						
	in.	W 96 D 50 H 15	LB - 4190	LBM - 4995	VS - 4905	VB - 6040	Q - 9430	GB - 10030
	10741	Rectangle 96 x 50", occasional height - A crating charge of \$200 NET will be applied to each table						
	in.	W 96 D 50 H 26	LB - 4375	LBM - 5180	VS - 5090	VB - 6225	Q - 9615	GB - 10215
	10742	Rectangle 96 x 50", lounge height - A crating charge of \$200 NET will be applied to each table						
	in.	W 96 D 50 H 29	LB - 4410	LBM - 5215	VS - 5125	VB - 6260	Q - 9650	GB - 10250
	10743	Rectangle 96 x 50", conference height - A crating charge of \$200 NET will be applied to each table						
	in.	W 102 D 50 H 15	LB - 4525	LBM - 5390	VS - 5185	VB - 6395	Q - 10385	GB - 10450
	10751	Rectangle 102 x 50", occasional height - A crating charge of \$200 NET will be applied to each table						
	in.	W 102 D 50 H 26	LB - 4710	LBM - 5575	VS - 5370	VB - 6580	Q - 10570	GB - 10635
	10752	Rectangle 102 x 50", lounge height - A crating charge of \$200 NET will be applied to each table						
	in.	W 102 D 50 H 29	LB - 4745	LBM - 5610	VS - 5405	VB - 6615	Q - 10605	GB - 10670
	10753	Rectangle 102 x 50", conference height - A crating charge of \$200 NET will be applied to each table						

TABLES

EFFECTIVE SEPTEMBER 1, 2018

SYZ
CONTINUED
Design EOOS

Standard base finish is PA Polished Aluminum. Powder Coats available, add \$100, see below. All tables available with power supply; 3 power/2 USB; for 1 box, add \$1620; for 2 boxes, add \$2740, see below. Black PET mesh casing to connect power from conduit to the floor is included. **Net crating charges: for 60" square/round add \$110, for 72" square/round add \$160, for 84" round add \$190, for 42" depth rectangle add \$160, for 44" depth rectangle add \$190, for 50" depth rectangle add \$200.** For all other construction details, color, finish and stain choices see page 6 or www.keilhauerpricelist.com. Keilhauer prices include freight. Please refer to [Freight](#) on page 4 or www.keilhauerpricelist.com for further details.




















Image	in.	W 108 D 50 H 15	LB - 4580	5490	VS - 5375	VB - 6655	Q - 10560	GB - 10705
	10761	Rectangle 108 x 50", occasional height - A crating charge of \$200 NET will be applied to each table						
	10762	Rectangle 108 x 50", lounge height - A crating charge of \$200 NET will be applied to each table						
	10763	Rectangle 108 x 50", conference height - A crating charge of \$200 NET will be applied to each table						
	10771	Rectangle 114 x 50", occasional height - A crating charge of \$200 NET will be applied to each table						
	10772	Rectangle 114 x 50", lounge height - A crating charge of \$200 NET will be applied to each table						
	10773	Rectangle 114 x 50", conference height - A crating charge of \$200 NET will be applied to each table						
	10781	Rectangle 120 x 50", occasional height - A crating charge of \$200 NET will be applied to each table						
	10782	Rectangle 120 x 50", lounge height - A crating charge of \$200 NET will be applied to each table						
	10783	Rectangle 120 x 50", conference height - A crating charge of \$200 NET will be applied to each table						

To Order Specify

<input type="checkbox"/>	<input checked="" type="checkbox"/>	<input type="checkbox"/>	<input type="checkbox"/>	<input type="checkbox"/>	<input type="checkbox"/>	<input type="checkbox"/>	<input type="checkbox"/>	<input type="checkbox"/>	<input type="checkbox"/>	<input type="checkbox"/>	<input type="checkbox"/>
Product Name	Syz	Rectangle Table W 50"	Table Top Size	Table Height	Surface/Edge Options	Power Options	Wood Veneer Tops	Laminate Tops	Quartz Tops	Glass Tops	Base Finish
Surface/Edge Detail	<input type="checkbox"/>	<input type="checkbox"/>	<input type="checkbox"/>	<input type="checkbox"/>	<input type="checkbox"/>	<input type="checkbox"/>	<input type="checkbox"/>	<input type="checkbox"/>	<input type="checkbox"/>	<input type="checkbox"/>	<input type="checkbox"/>
Table Top Material/Color	<input type="checkbox"/>	<input type="checkbox"/>	<input type="checkbox"/>	<input type="checkbox"/>	<input type="checkbox"/>	<input type="checkbox"/>	<input type="checkbox"/>	<input type="checkbox"/>	<input type="checkbox"/>	<input type="checkbox"/>	<input type="checkbox"/>
Power Option	<input type="checkbox"/>	<input type="checkbox"/>	<input type="checkbox"/>	<input type="checkbox"/>	<input type="checkbox"/>	<input type="checkbox"/>	<input type="checkbox"/>	<input type="checkbox"/>	<input type="checkbox"/>	<input type="checkbox"/>	<input type="checkbox"/>
Base Finish	<input type="checkbox"/>	<input type="checkbox"/>	<input type="checkbox"/>	<input type="checkbox"/>	<input type="checkbox"/>	<input type="checkbox"/>	<input type="checkbox"/>	<input type="checkbox"/>	<input type="checkbox"/>	<input type="checkbox"/>	<input type="checkbox"/>
Quantity	<input type="checkbox"/>	<input type="checkbox"/>	<input type="checkbox"/>	<input type="checkbox"/>	<input type="checkbox"/>	<input type="checkbox"/>	<input type="checkbox"/>	<input type="checkbox"/>	<input type="checkbox"/>	<input type="checkbox"/>	<input type="checkbox"/>
End User	<input type="checkbox"/>	<input type="checkbox"/>	<input type="checkbox"/>	<input type="checkbox"/>	<input type="checkbox"/>	<input type="checkbox"/>	<input type="checkbox"/>	<input type="checkbox"/>	<input type="checkbox"/>	<input type="checkbox"/>	<input type="checkbox"/>

TABLES

EFFECTIVE SEPTEMBER 1, 2018

		Standard Laminate	Matte Laminate
TALK Design E00S			
Table base is PC01 Onyx. The table edge detail is reverse bevel, with the bevel painted to match the top. For all other construction details, color, finish and stain choices see page 6 or keilhauerpricelist.com. Keilhauer prices include freight. Please refer to Freight on page 4 or www.keilhauerpricelist.com for further details.			
	in.	W 40.75 D 44 H 25.25	
		2390	2740
	8720	Small hexagonal table - lounge height	
	in.	W 40.75 D 44 H 17.25	
		2350	2700
	8721	Small hexagonal table - occasional height	
	in.	W 49 D 29.25 H 17.25	
		2370	2660
 	8722	Large hexagonal table - occasional height	
	in.	W 49 D 29.25 H 25.25	
		2480	2770
 	8727	Large hexagonal table - lounge height	
	in.	W 49 D 29.25 H 28.25	
		2490	2780
 	8723	Large hexagonal table - conference height	
	in.	W 15 D 15 H 20.25	
		1020	1080
	8724	Small square end table	
	in.	W 27.5 D 27.5 H 17.25	
		1930	2080
	8725	Large square table - occasional height	
	in.	W 38.25 D 38.25 H 17.25	
		2260	2550
	8726	Pentagon table - occasional height	

To Order Specify



Product Name	Product Number	Table Top Color	Quantity	End User
Laminate Top Colors				
Standard Laminates				
918 - Neutral White	Lam33 - Alabaster			
932 - Antique White	Lam34 - Haze			
929 - Oyster Grey	Lam35 - Slate Grey*			
902 - Platinum	Lam36 - Dove Grey*			
928 - Mouse	Lam37 - North Sea*			
949 - White	Lam39 - Crisp Linen			
909 - Black	Lam41 - Cosmic Strandz			
Lam11 - Manitoba Maple*	Lam42 - Vapor Strandz			
Lam12 - Monticello Maple	Lam43 - Satin Stainless			
Lam13 - Fonthill Pear	Lam84 - Biltmore Cherry*			
Lam17 - Xanadu	Lam85 - Hampton Walnut*			
Lam18 - Studio Teak	Lam86 - Montana Walnut*			
Lam22 - Walnut Heights	Lam87 - Cafelle*			
Lam31 - Designer White*	Lam89 - Empire Mahogany*			
Lam32 - Antique White*	* Matte Finish			
Matte Laminates				
	Lam61 - Bianco Kos			
	Lam62 - Bianco Malé			
	Lam63 - Grigio Efeso			
	Lam64 - Beige Luxor			
	Lam65 - Rosa Colorado			
	Lam66 - Castoro Ottawa			
	Lam67 - Grigio Londra			
	Lam68 - Grigio Bromo			
	Lam69 - Blu Delft			
	Lam70 - Nero Ingo			
	Lam71 - Titanio Doha			
	Lam72 - Zinco Doha			
	Lam73 - Bronzo Doha			
	Lam74 - Piombo Doha			













TABLES

EFFECTIVE SEPTEMBER 1, 2018

TURN

Design Patty Johnson

For all other construction details, color, finish and stain choices see page 6 or www.keilhauerpricelist.com.
Keilhauer prices include freight. Please refer to [Freight](#) on page 4 or www.keilhauerpricelist.com for further details.

	in.	Diameter 14 H 14
	3901	930 Table - all maple
	in.	Diameter 14 H 14
	3902	1030 Table - all cherry
	in.	Diameter 14 H 14
	3903	1130 Table - all walnut
	in.	Diameter 14 H 14
	3904	1080 Table - half maple & half color
	in.	Diameter 14 H 14
	3905	1180 Table - half cherry & half color
	in.	Diameter 14 H 14
	3906	1280 Table - half walnut & half color

To Order Specify



All Wood Table Finish

Cherry
Maple
Walnut



Table Color Options

TN0 - Natural Oiled
TNN - Natural Clear Coat
TN70 - Soft White
TN71 - Spring Leaf
TN72 - Burnt Orange
TN73 - Red
TN74 - Blue
TN75 - Black













Product Name
Product Number
Wood Finish
Table Color
Quantity
End User

Standard Laminate
Matte Laminate

VISIT

Design E00S

All tables are configurable with Visit Benches and cannot be ordered individually. Tables are available with power supply. Power configuration is 3 power, 2 USB (1 port with 2 connections), for an upcharge of \$450. If power is selected for the table in a configuration, all of the benches in the configuration need to have power integrated as well(no upcharge). For all other construction details, color, finish and stain choices see page 6 or www.keilhauerpricelist.com. Keilhauer prices include freight. Please refer to [Freight](#) on page 4 or www.keilhauerpricelist.com for further details.

	in.	W 15.75 D 28 H 14.5
	68651	590 650
		Rectangle in-line table
	in.	W 15.75 D 28 H 14.25
	68653	1080 1180
		Rectangle end table
	in.	W 28 D 28 H 14.5
	68661	660 730
		Square in-line table
	in.	W 28 D 28 H 14.5
	68662	820 890
		Square corner table
	in.	W 28 D 28 H 14.5
	68663	1110 1220
		Square end table
	in.	W 25.25 D 28.25 H 14.5
	68681	660 730
		30° curved in-line table

To Order Specify

Product Name	68	6						
Product Number	Visit	Table						
Shape								
Ganging								
Frame Finish								
Surface Material								
Power Option								
Quantity								
End User								

<p>5 Rectangle</p> <p>6 Square</p> <p>8 30° Curve</p>	<p>1 In-line</p> <p>2 Corner (Square Only)</p> <p>3 End (Rectangle and Square Only)</p>	<p>PC00 - Nickel PC01 - Onyx PC05 - Shale PC23 - Dark Grey PC24 - Warm Grey PC25 - White PC27 - Bronze</p>	<p>Solid Ash Wood AHM - Midnight AHS - Snow AHB - Blue AHP - Pink AHY - Yellow AHC - Chartreuse AHG - Dark Grey AHF - Fog AHN - Natural Ash AHW - Walnut on Ash</p>	<p>LS - Standard laminate, straight laminate edge; 2 options available: LSC - Straight laminate edge with coordinating laminate edge band LSP - Straight laminate edge with exposed ply edge band</p> <p>LSM - Matte laminate, straight laminate edge; 2 options available: LSMC - Straight laminate edge with coordinating laminate edge band LSMP - Straight laminate edge with exposed ply edge band</p>	<p>Standard Laminates Lam11 - Manitoba Maple* Lam12 - Monticello Maple Lam13 - Fonthill Pear Lam17 - Xanadu Lam18 - Studio Teak Lam22 - Walnut Heights Lam31 - Designer White* Lam32 - Antique White* Lam33 - Alabaster Lam34 - Haze Lam35 - Slate Grey* Lam36 - Dove Grey* Lam37 - North Sea* Lam39 - Crisp Linen Lam41 - Cosmic Strandz Lam42 - Vapor Strandz Lam43 - Satin Stainless 909 - Black Lam84 - Biltmore Cherry* Lam85 - Hampton Walnut* Lam86 - Montana Walnut* Lam87 - Cafelle* Lam89 - Empire Mahogany* * Matte Finish</p>	<p>PA4C - 3 Power & 2 USB (1 port with 2 USB connections) \$450 upcharge</p>
---	---	--	---	---	---	--

<p>Matte Laminates Lam61 - Bianco Kos Lam62 - Bianco Malé Lam63 - Grigio Efeso Lam64 - Beige Luxor Lam65 - Rosa Colorado* Lam66 - Castoro Ottawa Lam67 - Grigio Londra* Lam68 - Grigio Bromo Lam69 - Blu Delft* Lam70 - Nero Ingo Lam71 - Titanio Doha Lam72 - Zinco Doha Lam73 - Bronzo Doha Lam74 - Piombo Doha</p>	<p>* Black Edge Band or Exposed Ply Edge Band Only</p>
---	--

Standard Laminate
Matte Laminate

WHEELS

Design E00S

Chrome upcharge is \$60 for model 10010 and \$90 for Model 10011. All Locking casters upcharge is \$40 for model 10010 and \$50 for model 10011(LOC). 2 Locking casters upcharge is \$20(2LOC). Power unit finish is black soft touch plastic; configuration is 2 power and 2 USB. Recessed power shelf is always black laminate. 25' power cord is available in black or orange.
For all other construction details, see page 6 or www.keilhauerpricelist.com.
Keilhauer prices include freight. Please refer to [Freight](#) on page 4 or www.keilhauerpricelist.com for further details.



in.

Diameter 30 H 20.75

2040

2220

10010

Small round table with power on casters



in.

Diameter 47.5 H 20.75

2790

3240

10011

Large round table with power on casters

To Order Specify



Laminates Top Colors

Product Name
Product Number
Table Top Color
Power Cord Color
Frame Finish
Casters
Quantity
End User

Standard Laminates
Lam11 - Manitoba Maple*
Lam12 - Monticello Maple
Lam13 - Fonthill Pear
Lam17 - Xanadu
Lam18 - Studio Teak
Lam22 - Walnut Heights
Lam31 - Designer White*
Lam32 - Antique White*
Lam33 - Alabaster
Lam34 - Haze
Lam35 - Slate Grey*
Lam36 - Dove Grey*
Lam37 - North Sea*
Lam39 - Crisp Linen
Lam41 - Cosmic Strandz
Lam42 - Vapor Strandz
Lam43 - Satin Stainless
909 - Black
Lam84 - Biltmore Cherry*
Lam85 - Hampton Walnut*
Lam86 - Montana Walnut*
Lam87 - Cafelle*
Lam89 - Empire Mahogany*
* Matte Finish

Matte Laminates
Lam61 - Bianco Kos
Lam62 - Bianco Malé
Lam63 - Grigio Efeso
Lam64 - Beige Luxor
Lam65 - Rosa Colorado*
Lam66 - Castoro Ottawa
Lam67 - Grigio Londra*
Lam68 - Grigio Bromo
Lam69 - Blu Delft*
Lam70 - Nero Ingo
Lam71 - Titano Doha
Lam72 - Zinco Doha
Lam73 - Bronzo Doha
Lam74 - Piombo Doha

* Black Edge Band Only



Power Cord

Black - BLK
Orange - ORG



Frame Finish

PC00 - Nickel
PC01 - Onyx
PC05 - Shale
PC23 - Dark Grey
PC24 - Warm Grey
PC25 - White
PC27 - Bronze
Chrome Upcharge
10010 \$60
10011 \$90



Casters

Small Table (4 Casters)
All non locking black casters standard - REG
All locking black casters - LOC - upcharge \$40
2 locking black casters - 2LOC - upcharge \$20

Large Table (5 Casters)
All non locking black casters standard - REG
All locking black casters - LOC - upcharge \$50
2 locking black casters - 2LOC - upcharge \$20

(The location of the locking casters is on the front 2 wheels of model 10010 and for model 10011 the 2 locking casters are positioned with 1 non-locking caster between them)

MULTIPURPOSE STACKING CHAIRS

EFFECTIVE SEPTEMBER 1, 2018

Gr A Gr B Gr C Gr D Gr E Gr F Gr G Gr H

ALSO

Design Tom Deacon

For all other construction details, color, finish and stain choices see page 6 or www.keilhauerpricelist.com.
Keilhauer prices include freight. Please refer to [Freight](#) on page 4 or www.keilhauerpricelist.com for further details.



in. W 19.5 D 24 H 31.25 SH 18
425
3510 4 Leg armless stacking chair, perforated contour seat & back



in. W 22.5 D 24 H 31.25 SH 18 AH 27.25
480
3513 4 Leg stacking arm chair, perforated contour seat & back



in. W 19.5 D 24.5 H 31.25 SH 18.75
COM 480 Fabric 522 538 555 579 604 629 654 678 0.75 Yd.
COL 528 Leather 664 720 784 8 Sq. Ft.
3520 4 Leg armless stacking chair, upholstered seat, perforated contour back



in. W 22.5 D 24.5 H 31.25 SH 18.75 AH 27.25
COM 530 Fabric 572 588 605 629 654 679 704 728 0.75 Yd.
COL 583 Leather 719 775 839 8 Sq. Ft.
3523 4 Leg stacking arm chair, upholstered seat, perforated contour back



in. W 19.5 D 24.5 H 31.75 SH 18.75
COM 530 Fabric 585 607 629 662 695 728 761 794 1 Yd.
COL 583 Leather 804 895 999 13 Sq. Ft.
3620 4 Leg armless stacking chair, upholstered seat & back



in. W 22.5 D 24.5 H 31.75 SH 18.27 AH 27.25
COM 580 Fabric 635 657 679 712 745 778 811 844 1 Yd.
COL 638 Leather 859 950 1054 13 Sq. Ft.
3623 4 Leg stacking arm chair, upholstered seat & back



in. W 25.5 D 55.5 H 62.5 (stacks 10 chairs on the dolly)
585
3626 Dolly

To Order Specify

Product Name	<input checked="" type="checkbox"/>	<input type="checkbox"/>	<input type="checkbox"/>	<input type="checkbox"/>	<input type="checkbox"/>	<input type="checkbox"/>	<input type="checkbox"/>	<input type="checkbox"/>	<input type="checkbox"/>	<input type="checkbox"/>	
Product Number	Also	Back	Seat	Arm Variation	Arm Options	Ganging Mechanism	Leg Option	Frame Finishes	Standard Shell Colors	Additional Colors Available with 125 Minimum Quantity	
Frame Finish											
Shell Color											
Quantity											
End User											
	<input checked="" type="checkbox"/>	<input type="checkbox"/>	<input type="checkbox"/>	<input type="checkbox"/>	<input type="checkbox"/>	<input type="checkbox"/>	<input type="checkbox"/>	<input type="checkbox"/>	<input type="checkbox"/>	<input type="checkbox"/>	
	3	5	1	0	Tablet Arm available on model 3513 add \$200 per chair TL - Tablet left sitting TR - Tablet right sitting Tablet Finishes: BLK Black	GM add \$35 per chair	C - Casters, in black only, add \$115 per chair. Add 0.5" to all height dimensions.	PC00 - Nickel PC01 - Onyx PC05 - Shale PC22 - Matte White PC23 - Dark Grey PC24 - Warm Grey PC27 - Bronze	Solid Shells 02 Spring 09 Silver 11 Teal 12 Steel Blue 13 Titanium 14 Warm Grey 15 Black 17 Wet Sand	Solid Shells 01 Sun 03 Grass 04 Sky 05 Crocus 06 Dusk 08 Pearl 10 Pale Green 16 White 18 Yellow 19 Orange 20 Espresso 21 Turquoise 22 Magenta 24 Moss 25 Red	Translucent Shells 34 Lilac 35 Lavender 36 Soft Plum 38 Celery 40 Cantaloupe 42 Raspberry 44 Grape 46 Blueberry 48 Turquoise 54 Orange 56 Soft Spring
	<input type="checkbox"/>	<input type="checkbox"/>	<input type="checkbox"/>	<input type="checkbox"/>	<input type="checkbox"/>	<input type="checkbox"/>	<input type="checkbox"/>	<input type="checkbox"/>	<input type="checkbox"/>	<input type="checkbox"/>	
	6	2	3	3							
	Contoured Back with Slim Pad Attachment	Upholstered Seat	Stacking arm chair	Stacking arm chair							









MULTIPURPOSE STACKING CHAIRS

EFFECTIVE SEPTEMBER 1, 2018







CHIPS

Design Arik Levy

For Chrome, add \$75 for models with arms, \$50 for models without arms, \$355 for dolly.
 For all other construction details, color and finish choices see page 6 or www.keilhauerpricelist.com.
 Keilhauer prices include freight. Please refer to [Freight](#) on page 4 or www.keilhauerpricelist.com for further details.

	Gr A	Gr B	Gr C	Gr D	Gr E	Gr F	Gr G	Gr H				
 in.	W 21 D 22 H 30.75 SH 18											
	430											
55160	4-leg chair with plastic seat and back, armless											
 in.	W 23.75 D 22 H 30.75 SH 18 AH 27.75											
	490											
55170	4-leg chair with plastic seat and back, with arms											
 in.	W 21 D 22 H 30.75 SH 18											
	820											
55260	4-leg chair with wood seat and back, armless											
 in.	W 23.75 D 22 H 30.75 SH 18 AH 27.75											
	880											
55270	4-leg chair with wood seat and back, with arms											
 in.	W 21 D 22 H 31 SH 18.75											
	COM	620	Fabric	675	697	719	752	785	818	851	884	1 Yd.
	COL	682	Leather	971	1090	1226						17 Sq. Ft.
55360	4-leg chair with upholstered seat and back, armless											
 in.	W 23.75 D 22 H 31 SH 18.75 AH 27.75											
	COM	680	Fabric	735	757	779	812	845	878	911	944	1 Yd.
	COL	748	Leather	1037	1156	1292						17 Sq. Ft.
55370	4-leg chair with upholstered seat and back, with arms											
 in.	W 21 D 22 H 30.75 SH 18.75											
	COM	560	Fabric	602	618	635	659	684	709	734	758	0.75 Yd.
	COL	616	Leather	833	922	1024						12.75 Sq. Ft.
55460	4-leg chair with upholstered seat and plastic back, armless											
 in.	W 23.75 D 22 H 30.75 SH 18.75 AH 27.75											
	COM	620	Fabric	662	678	695	719	744	769	794	818	0.75 Yd.
	COL	682	Leather	899	988	1090						12.75 Sq. Ft.
55470	4-leg chair with upholstered seat and plastic back, with arms											




To Order Specify

Product Name	55						
Product Number	CHIPS	Seat/Back	Base	Frame Finishes	Wood Shell Colors	Standard Shell Colors	Additional Colors Available with 125 Minimum Quantity
Frame Finish		1	4	60	PC00 - Nickel PC01 - Onyx PC05 - Shale PC22 - Matte White PC23 - Dark Grey PC24 - Warm Grey PC27 - Bronze	02 Spring 12 Steel Blue 13 Titanium 14 Warm Grey 15 Black 16 White 17 Wet Sand 19 Orange 21 Turquoise 22 Magenta	Solid Shells 01 Sun 03 Grass 04 Sky 05 Crocus 06 Dusk 08 Pearl 09 Silver 10 Pale Green 11 Teal 18 Yellow 20 Espresso 24 Moss 25 Red
Shell Color		Plastic seat and back	Upholstered seat plastic back	4-leg armless	WAN - Natural Walnut OKN - Natural Oak		
Quantity		2	5	70	With arms - \$75 Without arms - \$50 Dolly - \$355		
End User		Wood seat and back	Upholstered seat wood back	4-leg with arms			
		3					
		Upholstered seat and back					

MULTIPURPOSE STACKING CHAIRS

EFFECTIVE SEPTEMBER 1, 2018

CHIPS CONTINUED

				Gr A	Gr B	Gr C	Gr D	Gr E	Gr F	Gr G				
	in.			W 21 D 22 H 30.75 SH 18.75										
		COM	720	Fabric	762	778	795	819	844	869	894	918	0.75 Yd.	
		COL	792	Leather	1009	1098	1200						12.75 Sq. Ft.	
	55560	4-leg chair with upholstered seat and wood back, armless												
	in.			W 23.75 D 22 H 30.75 SH 18.75 AH 27.75										
		COM	780	Fabric	822	838	855	879	904	929	954	978	0.75 Yd.	
		COL	858	Leather	1075	1164	1266						.12.75 Sq.	
	55570	Ft.												
	in.			W 25.25 D 36.25 H 12.5 (armless chairs stack 15 and chairs with arms stack 10 on the dolly)										
		690												
	3824	Dolly												






To Order Specify

Product Name	55	<input type="checkbox"/>	<input type="checkbox"/>	<input type="checkbox"/>	<input type="checkbox"/>	<input type="checkbox"/>	<input type="checkbox"/>	<input type="checkbox"/>
Product Number	CHIPS	Seat/Back	Base	Frame Finishes	Wood Shell Colors	Standard Shell Colors	Additional Colors Available with 125 Minimum Quantity	
Frame Finish								
Shell Color								
Quantity								
End User								




1	4	60	PC00 - Nickel PC01 - Onyx PC05 - Shale PC22 - Matte White PC23 - Dark Grey PC24 - Warm Grey PC27 - Bronze Chrome Upcharge With arms - \$75 Without arms - \$50 Dolly - \$355	WAN - Natural Walnut OKN - Natural Oak	02 Spring 12 Steel Blue 13 Titanium 14 Warm Grey 15 Black 16 White 17 Wet Sand 19 Orange 21 Turquoise 22 Magenta	Solid Shells 01 Sun 03 Grass 04 Sky 05 Crocus 06 Dusk 08 Pearl 09 Silver 10 Pale Green 11 Teal 18 Yellow 20 Espresso 24 Moss 25 Red
2	5	70				
3						

MULTIPURPOSE STACKING CHAIRS

EFFECTIVE SEPTEMBER 1, 2018

			Gr A	Gr B	Gr C	Gr D	Gr E	Gr F	Gr G	Gr H			
FLIT Design Derek McLeod Shipped standard with black urethane arm caps, unless specified otherwise. For chrome, add \$60. For ganging option, specify GM and add \$25 per chair. For all other construction details, color, finish and stain choices see page 6 or www.keilhauerpricelist.com . Keilhauer prices include freight. Please refer to Freight on page 4 or www.keilhauerpricelist.com for further details.													
	in.	W 19.75 D 22.5 H 32 SH 18											
		COM	515	Fabric	543	554	565	581	598	614	631	647	0.5 Yd.
		COL	567	Leather	720	783	855						9 Sq. Ft.
3810		Mesh back stacking chair, armless											
	in.	W 22 D 22.5 H 32 SH 18 AH 25.25											
		COM	555	Fabric	583	594	605	621	638	654	671	687	0.5 Yd.
		COL	611	Leather	764	827	899						9 Sq. Ft.
3813		Mesh back stacking chair, with arms											
	in.	W 19.75 D 22.5 H 32 SH 18											
		COM	570	Fabric	598	609	620	636	653	669	686	702	0.5 Yd.
		COL	627	Leather	780	843	915						9 Sq. Ft.
3820		Mesh back stacking chair with casters, armless											
	in.	W 22 D 22.5 H 32 SH 18 AH 25.25											
		COM	610	Fabric	638	649	660	676	693	709	726	742	0.5 Yd.
		COL	671	Leather	824	887	959						9 Sq. Ft.
3823		Mesh back stacking chair with casters, with arms											
	in.	W 24.25 D 36.25 H 12.5 (stacks 12 chairs on the dolly)											
		700											
	3824		Dolly										

To Order Specify

			
Product Name	Arm Option	Frame Finishes	Mesh Colors
Product Number			
Frame Finish	WA Wood Arm caps- Upcharge \$85	PC00 - Nickel	FT01 Black
Mesh Color	Standard wood stains:	PC01 - Onyx	FT02 Espresso
Upholstery	W20 Custom Color	PC05 - Shale	FT03 Atlantic
Quantity	W21 Natural Maple	PC23 - Dark Grey	FT04 Mushroom
End User	W22 Natural Cherry	PC24 - Warm Grey	FT05 Scarlet
	W23 Medium Cherry	PC25 - White	FT06 Flamingo
	W24 Dark Cherry	PC27 - Bronze	
	W25 Walnut	Chrome - Upcharge:	
	W26 Mahogany	Chair - \$60	
	W27 Solid Black	Dolly - \$355	
	W28 Black Stain		
	W30 Honey		



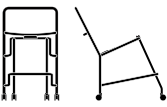
MULTIPURPOSE STACKING CHAIRS

EFFECTIVE SEPTEMBER 1, 2018

GYM

Design Andrew Jones

For all other construction details, color, finish and stain choices see page 6 or www.keilhauerpricelist.com. Keilhauer prices include freight. Please refer to [Freight](#) on page 4 or www.keilhauerpricelist.com for further details.

	in.	W 20.25 D 21.25 H 31.5 SH 17.75
		260
4501		Stacking chair - armless
	in.	W 20.25 D 21.25 H 31.5 SH 17.75
		280
4511		Stacking chair - armless with ganging
	in.	W 21.5 D 34.5 H 35 - W 21.5 D 41.75 H 56 (stacks 15 chairs on the dolly)
		590
4504		Dolly

To Order Specify

Product Name
Product Number
Frame Finish
Shell Color
Quantity
End User



Frame Finishes

PC00 - Nickel
PC01 - Onyx
PC05 - Shale
PC22 - Matte White
PC23 - Dark Grey
PC24 - Warm Grey
PC27 - Bronze
PN00 Nickel Plate or
Chrome - Upcharge:
Chair \$120
Stool \$215



Standard Shell
Colors

Translucent Shells
30 Frost
31 Silver
32 Soft Black
33 Navy
37 Ocean
39 Soft Yellow
41 Earth
46 Blueberry
52 Tomato
54 Orange
56 Soft Spring













Additional Colors Available with
125 Minimum Quantity

Translucent Shells
34 Lilac
35 Lavender
36 Soft Plum
38 Celery
40 Cantaloupe
42 Raspberry
44 Grape
48 Turquoise
50 Lime

MULTIPURPOSE STACKING CHAIRS

EFFECTIVE SEPTEMBER 1, 2018


			Gr A	Gr B	Gr C	Gr D	Gr E	Gr F	Gr G	Gr H		
<p>LOON Design Tom Deacon</p> <p>To add casters specify R for Regular and SOF for Softwheel. add \$115. For ganging, specify GM add \$25. Chrome upcharges are as follows: For chairs add \$70, for counterstools and barstools add \$100, for tablets add \$90. Tablets are black. For all other construction details, color, finish and stain choices see page 6 or www.keilhauerpricelist.com. Keilhauer prices include freight. Please refer to Freight on page 4 or www.keilhauerpricelist.com for further details.</p>												
	in.	W 20 D 22.75 H 32.5 SH 17.75										
		425										
	1710	Armless chair, molded nylon seat and back										
	in.	W 24.75 D 22.75 H 32.5 SH 17.75 AH 26.5										
		480										
	1713	Arm chair, molded nylon seat and back										
	in.	W 24.75 D 22.50 H 32.75 SH 17.75										
		735										
	1716	Armless chair, molded nylon seat and back, tablet left sitting										
	in.	W 24.75 D 22.50 H 32.75 SH 17.75										
		735										
	1717	Armless chair, molded nylon seat and back, tablet right sitting										
	in.	W 20 D 22.75 H 32.5 SH 17.75										
		COM 480 Fabric 522 538 555 579 604 629 654 678 0.75 Yd.										
		COL 528 Leather 749 840 944 12.75 Sq. Ft.										
	1720	Armless chair, upholstered seat, molded nylon back										
	in.	W 24.75 D 22.75 H 32.5 SH 17.5 AH 26.5										
		COM 530 Fabric 572 588 605 629 654 679 704 728 0.75 Yd.										
		COL 583 Leather 804 895 999 12.75 Sq. Ft.										
	1723	Arm chair, upholstered seat, molded nylon back										
	in.	W 24.75 D 22.50 H 32.75 SH 18.25										
		COM 785 Fabric 827 843 860 884 909 934 959 983 0.75 Yd.										
		COL 864 Leather 1085 1176 1280 12.75 Sq. Ft.										
	1726	Armless chair, upholstered seat, molded nylon back, tablet left sitting										
	in.	W 24.75 D 22.50 H 32.75 SH 18.25										
		COM 785 Fabric 827 843 860 884 909 934 959 983 0.75 Yd.										
		COL 864 Leather 1085 1176 1280 12.75 Sq. Ft.										
	1727	Armless chair, upholstered seat, molded nylon back, tablet right sitting										
	in.	W 20 D 22.75 H 32.5 SH 17.75										
		COM 530 Fabric 585 607 629 662 695 728 761 794 1 Yd.										
		COL 583 Leather 872 991 1127 17 Sq. Ft.										
	1730	Armless chair, upholstered seat and upholstered back pad										
	in.	W 24.75 D 22.75 H 32.5 SH 17.75 AH 26.5										
		COM 580 Fabric 635 657 679 712 745 778 811 844 1 Yd.										
		COL 638 Leather 927 1046 1182 17 Sq. Ft.										
	1733	Arm chair, upholstered seat and upholstered back pad										


MULTIPURPOSE STACKING CHAIRS

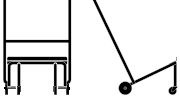
EFFECTIVE SEPTEMBER 1, 2018

LOON CONTINUED

Gr A Gr B Gr C Gr D Gr E Gr F Gr G Gr H

in.	W 24.75 D 22.50 H 32.75 SH 18.25											
	COM	835	Fabric	890	912	934	967	1000	1033	1066	1099	1 Yd.
	COL	919	Leather	1208	1327	1463						17 Sq. Ft.
1736	Armless chair, upholstered seat and upholstered back pad, tablet left sitting											

in.	W 24.75 D 22.50 H 32.75 SH 18.25											
	COM	835	Fabric	890	912	934	967	1000	1033	1066	1099	1 Yd.
	COL	919	Leather	1208	1327	1463						17 Sq. Ft.
1737	Armless chair, upholstered seat and upholstered back pad, tablet right sitting											

in.	W 25.5 D 55.5 H 62.5 (stacks 10 nylon chairs and 8 upholstered seat and back chairson the dolly, caster/tablet models do not stack on the dolly)											
	585											
	Dolly											
3626												

To Order Specify

Product Name
Product Number
Frame Color
Shell Color
Quantity
End User



Frame Color

PC00 - Nickel
PC01 - Onyx
PC05 - Shale
PC21 - Matte Black
PC22 - Matte White
PC23 - Dark Grey
PC24 - Warm Grey
PC27 - Bronze
Chrome
(Add \$70 for chairs,
\$100 for counter-
stools/barstools and
\$90 for tablets)



Standard Shell Color

Solid Shells
02 Spring
12 Steel Blue
13 Titanium
14 Warm Grey
15 Black
16 White
17 Wet Sand
19 Orange
25 Red



Additional Colors Available with
125 Minimum Quantity

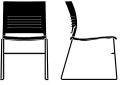
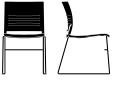
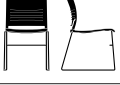





Solid Shells
01 Sun
03 Grass
04 Sky
05 Crocus
06 Dusk
08 Pearl
09 Silver
10 Pale Green
11 Teal
18 Yellow
20 Espresso
21 Turquoise
22 Magenta
24 Moss

MULTIPURPOSE STACKING CHAIRS

EFFECTIVE SEPTEMBER 1, 2018

MIMIC
Design Giancarlo Piretti

For all other construction details, color, finish and stain choices see page 6 or www.keilhauerpricelist.com.
Keilhauer prices include freight. Please refer to [Freight](#) on page 4 or www.keilhauerpricelist.com for further details.

	in.	W 19.5 D 23 H 32 SH 17.5
		230
	2300	Stacking chair - No glides
	in.	W 19.5 D 23 H 32 SH 17.5
		238
	2301	Stacking chair - Polycarbonate glides
	in.	W 19.5 D 23 H 32 SH 17.5
		246
	2302	Stacking chair - Stainless steel glides
	in.	W 19.5 D 23 H 32 SH 17.5
		251
	2303	Stacking chair - Polycarbonate ganging glides
	in.	W 19.5 D 23 H 32 SH 17.5
		261
	2304	Stacking chair - Stainless steel ganging glides
	in.	W 9.5 (narrow end) 12.5 (wide end) L 20.75 Thickness 0.75
		235
	2305	Tablet only - Right
	in.	W 9.5 (narrow end) 12.5 (wide end) L 20.75 Thickness 0.75
		235
	2306	Tablet only - Left
	in.	W 22.5 D 30 H 15 (without chairs) - W 22.5 D 45 H 66.5 (stacks 25 chairs on the dolly)
		465
	2307	Dolly

To Order Specify

Product Name
Product Number
Frame Finish
Shell Color
Quantity
End User



Frame Finishes

PC00 Nickel
PC01 Onyx
Chrome



Standard Shell Color

Solid Shells
02 Spring
04 Sky
12 Steel Blue
13 Titanium
14 Warm Grey
15 Black
16 White
17 Wet Sand



Additional Colors Available with
125 Minimum Quantity

Solid Shells
01 Sun
03 Grass
05 Crocus
06 Dusk
08 Pearl
09 Silver
10 Pale Green
11 Teal
18 Yellow
19 Orange
20 Espresso
21 Turquoise
22 Magenta
24 Moss
25 Red

MULTIPURPOSE STACKING CHAIRS

EFFECTIVE SEPTEMBER 1, 2018








TRUA

Design Tom Deacon

For Ganging, specify GM-Regular (carpet) unless specified otherwise (only available on sled base chair models 65180, 65280). For Chrome, add \$40 for models 65160, 65260, 65180 and 65280, \$80 for models 65170 and 65270 and \$355 for 3824. Models 65180 and 65280 ship standard with regular (carpet) glides unless specified otherwise.

For all other construction details, color and finish choices see page 6 or www.keilhauerpricelist.com.

Keilhauer prices include freight. Please refer to [Freight](#) on page 4 or www.keilhauerpricelist.com for further details.

	in.	W 20 D 21 H 32.5 SH 18.5
		450
65160		4-leg chair with plastic shell, armless
	in.	W 25 D 21 H 32.5 SH 18.5 AH 26.25
		585
65170		4-leg chair with plastic shell, with arms
	in.	W 20 D 21 H 32.5 SH 18.5
		875
65260		4-leg chair with wood shell, armless
	in.	W 25 D 21 H 32.5 SH 18.5 AH 26.25
		1010
65270		4-leg chair with wood shell, with arms
	in.	W 21.5 D 20.5 H 32.5 SH 18.5
		440
65180		Sled base chair with plastic shell, armless
	in.	W 21.5 D 20.5 H 32.5 SH 18.5
		865
65280		Sled base chair with wood shell, armless
	in.	W 24.5 D 34.5 H 11.75 (4-leg base stacks 10 chairs and sled base stacks 20 chairs on the dolly)
		690
3824		Dolly

To Order Specify

Product Name
Product Number
Ganging Option
Frame Finish
Shell Color
Glide Option
End User

65
Trua

Shell

Base

Ganging Mechanism available on Sled Base

Frame Finishes

Standard Plastic Shell Colors

Additional Colors Available with 125 Minimum Quantity

Wood Shell Colors

Sled Base Glide Options

1
Plastic

2
Wood

60
4-leg armless

70
4-leg with arms

80
Sled base, armless

GM - Regular Glides (for carpet)
GM - Felt Glides (for hard floors)

PC00 - Nickel
PC01 - Onyx
PC05 - Shale
PC22 - Matte White
PC23 - Dark Grey
PC24 - Warm Grey
PC27 - Bronze
Chrome - Upcharge for models 65160, 65260, 65180, 65280 \$40
65170, 65270 \$80
Dolly 3824 \$355

Solid Shells
06 Dusk
08 Pearl
09 Silver
11 Teal
12 Steel Blue
13 Titanium
14 Warm Grey
15 Black
16 White
17 Wet Sand
24 Moss
25 Red



Solid Shells
01 Sun
02 Spring
03 Grass
04 Sky
05 Crocus
10 Pale Green
18 Yellow
19 Orange
20 Espresso
21 Turquoise
22 Magenta

WAN - Natural Walnut
OKN - Natural Oak

Regular Glides (for carpet)
Felt Glides (for hard floors)

DESIGNER DICTIONARY
TOSS PILLOWS

Designer Dictionary Illustrations are available on white, off-white, and flax colored linen. **PRICES SHOWN ARE NET, NOT LIST**
Pillows ordered independently of Keilhauer furniture are to be submitted with a courier account number. Orders received without this information will ship COD.
Toss pillow filling is 50% duck down and 50% duck feather.
Please contact customer service for more information, customer.service@keilhauer.com or 1-800-724-5665.

	in.	W 20 D 20
		245 NET
56501		20 x 20 toss pillow - Designer Dictionary
	in.	W 22 D 12
		245 NET
56500		22 x 12 bolster - Designer Dictionary

To Order Specify

Product Name
Product Number
Pillow Linen
Illustration
Quantity
End User



Designer Dictionary
Linen Color
White
Off-White
Flax




Illustrations for 20 x 20 Toss Pillow



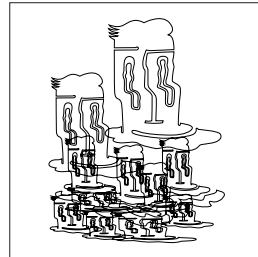
Illustrations for 22 x 12 Bolster




Black - n, 1. designer's color - just ahead of onyx, slate, ebony, coal, and matte black. 2. what the really good - bad guys wear. 3. the color of the computer screen at the end of the day.



Space - n, 1. area surrounded by four walls, room. 2. a designer's battleground. 3. the final frontier.




Glazing - n, often called windows. adj, what happens to your eyes during slide presentations just after lunch. vt, what the Zamboni does to the ice between periods.




Architect - n, 1. heroic individual concerned with building significant cultural contributions. 2. a round-besppectacled individual who played with blocks once too often as a child, (and as an adult, will often tote around a roll of yellow-trace as a security blanket.)


* Designer Dictionary definition ribbons and Keilhauer tags will be placed on the back of the pillow.




Client - n, 1. the foundation from which all life flows. 2. the most benevolent, wonderful, intelligent, and confused. 3. person with the quarters for the coin-box of the " magic fingers" vibrating bed of design.




C.A.D - n, 1. computer aided design. 2. person of objectionable behavior. 3. objectionable computer aided behavior. See also: CAD/CAN CAD/CANT




Vocabulary - n, 1. words (to most people). 2. shapes, colors, and textures (to designers).



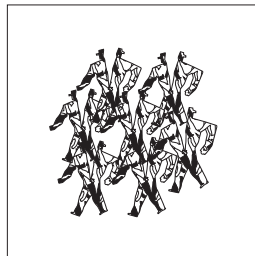
Designer - n, 1. an artist who draws conclusions. 2. a problem solver or a problem creator, depending on who you talk to.



The Net / The Web - n, multiple fictional and non-fictional worlds that exist simultaneously in one platform.



Elements - n, 1. any of the 103 things on the periodic table. 2. any of two or three things on the coffee table i.e. Martha Sturdy tray, Georg Jensen bloom bowl, Ansel Adams '400 Photographs'.



Collaboration - vt, 1. two or more designers working together on a specific project. 2. to work with a client who has multiple personalities. 3. a group of employees gathered together on Friday nights with beers.



Multitasking - vt, 1. something you say you are doing when you are caught texting in a meeting. 2. drinking a beer and playing a video game while you are on a conference call with a client. 3. to some, combining two actions at the same time i.e. walking and chewing gum.





ACCESSORIES

EFFECTIVE SEPTEMBER 1, 2018

Gr A Gr B Gr C Gr D Gr E Gr F Gr G Gr H

TOSS PILLOWS

PRICES SHOWN ARE NET, NOT LIST. Pillows ordered independently of Keilhauer furniture are to be submitted with a courier account number. Orders received without this information will ship COD. Toss pillow filling is 50% duck down and 50% duck feather. Please contact customer service for more information, customer.service@keilhauer.com or 1-800-724-5665.

	in.	W 22 D 12											
		COM	110 NET	Fabric	138	149	160	176	193	209	226	242	0.50 Yds.
		COL	121 NET	Leather	266	325	393						8.50 Sq. Ft.
		56500	22 x 12 bolster										
	in.	W 20 D 20											
		COM	120 NET	Fabric	162	178	195	219	244	269	294	318	0.75 Yds.
		COL	132 NET	Leather	349	438	540						12.75 Sq. Ft.
		56501	20 x 20 toss pillow										
	in.	W 12 D 12											
		COM	100 NET	Fabric	197	235	274	331	389	447	505	562	0.50 Yds.
		COL	110 NET	Leather	616	824	1062						8.50 Sq. Ft.
		56502	12 x 12 Button Cushion (designer dictionary illustration not available)										
	in.	W 18 D 18											
		COM	110 NET	Fabric	152	168	185	209	234	259	284	308	0.75 Yds.
		COL	121 NET	Leather	338	427	529						12.75 Sq. Ft.
		56503	18 x 18 toss pillow (designer dictionary illustration not available)										

To Order Specify

Product Name
Product Number
Textile
Quantity
End User