

CEILING&WALL SYSTEMS

Between us, ideas become reality™

Integrated
Ceiling & Wall
Systems

Armstrong®
CEILING SOLUTIONS



Seamless. Integrated. Flowing.

You can create continuous, integrated transitions between ceilings and walls using standard components.

From crisp, 90° angles to active, inviting curves that ebb and flow with your design, we can help deliver your vision.

Whether you're designing with warm, inviting wood, cool, sophisticated metal, intriguing translucent materials or textured fabrics, you can achieve the look you want without compromise to key acoustical or performance criteria you need for your commercial interiors.

integrated ceilings &

The panels... the hardware... all tested and true... complete systems, all from Armstrong, along with the installation information and technical support you need to ensure a flawless installation.



3-4
WoodWorks®
Linear



5-6
WoodWorks
Grille



Featured Product WoodWorks® Grille in Light Cherry finish

walls



7-8

WoodWorks
Channeled



9-10

WoodWorks
Panels



11-12

MetalWorks™
Linear



13-14

MetalWorks
Custom Panels



15-16

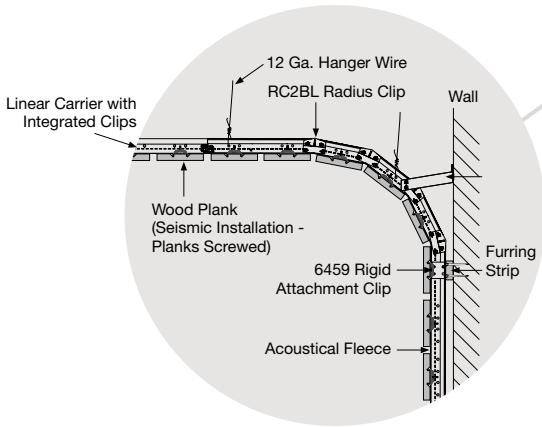
Soundsoak® and
SoundScapes® Shapes



17-18

Infusions®
Panels


wood



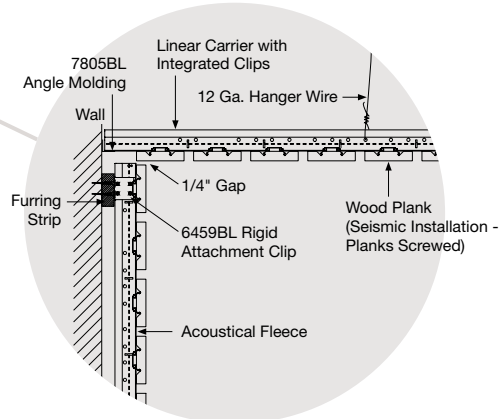
Featured Products

- 1 WoodWorks Linear 4.5" in Natural Variations Light Cherry; Wall-to-Ceiling 90° Angle Transition
- 2 WoodWorks® Linear 4.5" in Natural Variations™ Light Cherry; Wall-to-Ceiling Faceted Installation

②

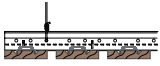

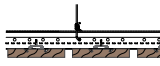


①



works linear

VISUAL SHOWN

Edge Profile	Item Number*	Dimensions (Inches) Nominal L x W x H	Acoustics NRC	Fire Rating
WOODWORKS® Linear – Nominal 4-1/2" Module				
	6440W1 _ _ _ 6640W1 _ _ _ (FSC®-certified)	96 x 3-3/4 x 3/4" with 3/4" reveal	 0.50 0.65 with infill	Class A
WOODWORKS Linear – Nominal 6" Module				
	6460W1 _ _ _ 6660W1 _ _ _ (FSC-certified)	96 x 5-1/4 x 3/4" with 3/4" reveal	0.40 0.50 with infill	Class A


SUSPENSION SYSTEM

Item Number	Description	Dimensions (Inches)	Pieces/ Carton
5370	12' HD Linear Carriers (concealed) with integral clips (factory-applied) for nominal 4-1/2" modules	144 x 15/16 x 1-11/16"	10 (Approx. 240 SF/ctn installed with planks)
5371	12' HD Linear Carriers (concealed) with integral clips (factory-applied) for nominal 6" modules	144 x 15/16 x 1-11/16"	10 (Approx. 240 SF/ctn installed with planks)

For radiused applications, use standard panels and HD Linear Carriers faceted 12" on center with RC2BL clips.

ACCESSORIES

Item Number	Description	Dimensions (Inches)	Pieces/ Carton
5843	Linear Wood Splice	—	100
5659W1 _ _ _ *	4" WoodWorks Trim (with aluminum substrate)	4 x 120"	6
5660W1 _ _ _ *	6" WoodWorks Trim (with aluminum substrate)	6 x 120"	6
5948	Linear and Channeled Trim Connector Clip	N/A	30
FXWSPLICE	Splice Plate with Setscrews for trim	N/A	10
6408 _ _ _ *	3/4" Edge Banding (factory-applied available upon request)	3/4 x 300"	25 foot roll
RC2BL	Radius Clip for Faceted Suspension System Applications (Black)	—	205 pcs/bucket
6459BL	Rigid Attachment Clip (Black)	5-1/2 x 1-3/4"	25
92715A620	Self-tapping Screws (Black)	#2 x 3/4" Length	25
7800BL †	12' Angle Molding	144 x 7/8 x 7/8"	30
7808BL **	10' Angle Molding (Tech Black)	120 x 2 x 2"	30
7891	12 Gauge Soft Hanger Wire	144" Length	140
5823	BioAcoustic™ Infill Panel (Black-Matte)	24 x 24 x 5/8"	10



4" WoodWorks Trim in Natural Variations™ Maple - 5659W1NMP

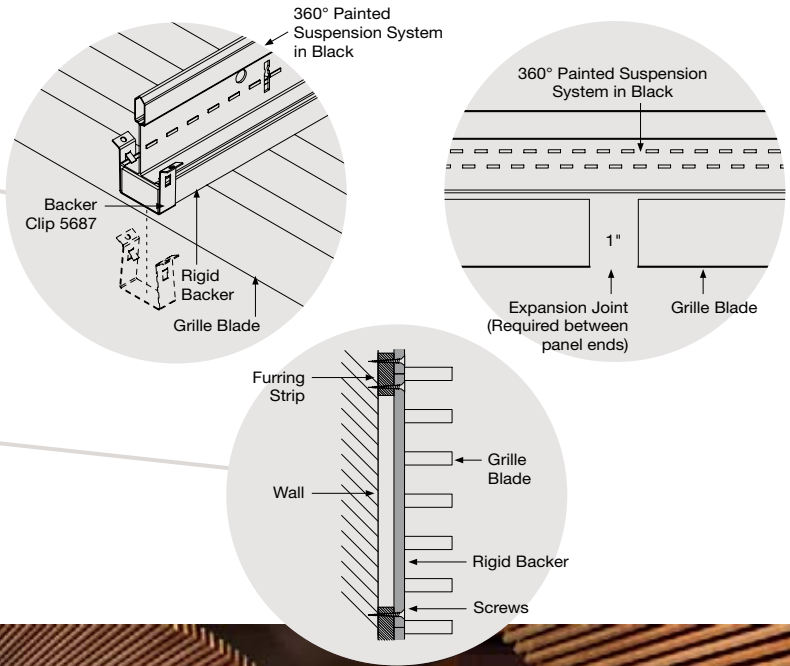


5/8" BioAcoustic Infill Panel - 5823

* When specifying or ordering, include the appropriate three-letter color suffix. See armstrongceilings.com/woodworks for the full selection.

† Use for installations with less than a 16' run. For installations with a longer run of panels, use 7808BL.


** This color is a special order item with this molding.



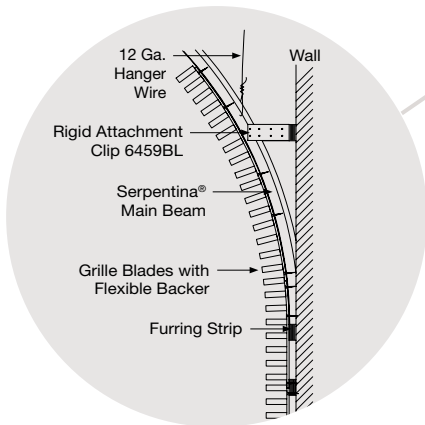
①

Featured Products

- 1 WoodWorks Grille 1-3/8" in Grille Light Cherry; Wall-to-Ceiling 90° Angle Transition
- 2 WoodWorks® Grille 2-1/4" in Grille Light Cherry; Wall-to-Ceiling Curved Transition



②




wood



VISUAL SHOWN Features custom flexible backer**

PERFORMANCE Dots represent high level of performance

Edge Profile	Item Number*	Description	Dimensions (Inches) Nominal W x L x H	Acoustics NRC	Fire Rating	
WOODWORKS® Grille – Rigid Backer**						
	Backer	5663B0 _ _ _	1-3/8" 6 blades	12 x 96 x 1-7/8" with Backer	0.75 with infill •	Class C
		5664B0 _ _ _	1-3/8" 8 blades	12 x 96 x 1-7/8" with Backer	0.75 with infill •	Class C
		5665B0 _ _ _	2-1/4" 6 blades	12 x 96 x 2-3/4" with Backer	0.75 with infill •	Class C
		5666B0 _ _ _	2-1/4" 8 blades	12 x 96 x 2-3/4" with Backer	0.75 with infill •	Class C






NOTE: For curved applications requiring flexible backers, as well as additional color, size, spacing, and dowel installation options, call Architectural Specialties at 1 877 276 7876 and select options 1-1-4.

SUSPENSION SYSTEM

Dimensions	Description
15/16"	Prelude® XL® (Black recommended), 360° Painted with 4' cross tee route holes at 12"
15/16"	Serpentina® Main Beam in Black (for use with Flexible Backers)**

For ceilings with a radius of 12-1/2' or greater, use standard panels and 15/16" main beams faceted 12" on center with RC2BL clips.
** Flexible backers are custom.

ACCESSORIES

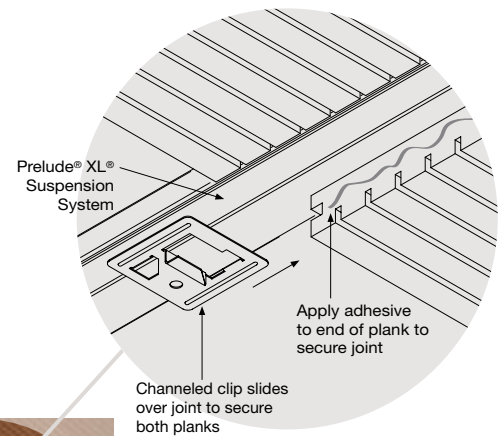
Item Number	Description	Dimensions (Inches) Nominal W x L x H	Pieces/ Carton
 5671 _ _ _ *	Ledger	1 x 96 x 1/4"	Bulk
 5672 _ _ _ *	Junction – 1-3/8"	1-1/2 x 96 x 2"	Bulk
 5673 _ _ _ *	Junction – 2-1/4"	1-1/2 x 96 x 2-3/4"	Bulk
 5674 _ _ _ *	End Cap – 1-3/8"	3/4 x 96 x 2"	Bulk
 5675 _ _ _ *	End Cap – 2-1/4"	3/4 x 96 x 2-3/4"	Bulk
5687	Backer Clip	3/8 x 11/16 x 7/8"	250 pcs/pail
RC2BL	Radius Clip for Faceted Suspension System Applications (Black)	—	205
6459BL	Rigid Attachment Clip (Black)	5-1/2 x 1-3/4"	25
7800BL	12' Angle Molding	144 x 7/8 x 7/8"	30
92715A620	Self-tapping Screws (Black)	#2 x 3/4" Length	25
7891	12 Gauge Soft Hanger Wire	144" Length	140
5823	BioAcoustic™ Infill Panel (Black-Matte)	24 x 24 x 5/8"	12



5/8" BioAcoustic Infill Panel - 5823

* When specifying or ordering, include the appropriate three-letter color suffix. See armstrongceilings.com/woodworks for the full selection.


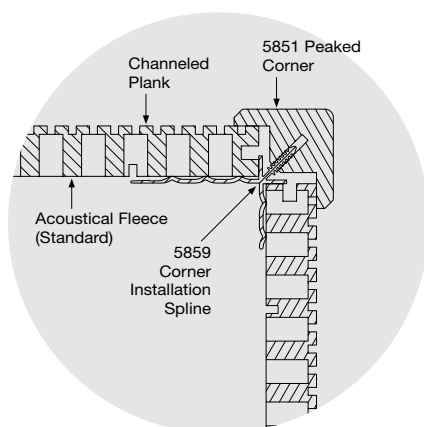
works grille



woodworks channeled

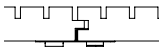
Featured Products

- 1 WoodWorks® Channeled with W8 perforation in Natural Variations™ Dark Cherry; Wall-to-Ceiling 90° transition; West Seneca High School, West Seneca, NY
- 2 WoodWorks Channeled with W7 perforation in Natural Variations Light Cherry; Franklin & Marshall College, Lancaster, PA



VISUAL

PERFORMANCE Dots represent high level of performance

Edge Profile	Item Number*	Dimensions (Inches) Nominal W x L x H	Acoustics NRC	Fire Rating
	5900CW7 _ _ _	5.553 x 96 x 3/4"	0.75 0.90 with infill ●	Class A
	5900WW8 _ _ _	5.553 x 96 x 3/4"	0.75 0.90 with infill ●	Class A
	5900WW9 _ _ _	5.553 x 96 x 3/4"	0.55 0.70 with infill ●	Class A
	5901WW7 _ _ _	5.553 x 120 x 3/4"	0.75 0.90 with infill ●	Class A
	5901WW8 _ _ _	5.553 x 120 x 3/4"	0.75 0.90 with infill ●	Class A
	5901WW9 _ _ _	5.553 x 120 x 3/4"	0.55 0.70 with infill ●	Class A

NOTE: For veneers and sizes available as special order, call Architectural Specialties at 1 877 276 7876 and select options 1-1-4.
* When specifying or ordering, include the appropriate three-letter color suffix. See armstrongceilings.com/woodworks for the full selection.

SUSPENSION SYSTEMS


15/16" Prelude® XL®

ACCESSORIES






Item Number	Description	Dimensions (Inches)	Pieces/ Carton
5659W1 _ _ _*	4" WoodWorks Trim (with aluminum substrate)	4 x 120"	6
5660W1 _ _ _*	6" WoodWorks Trim (with aluminum substrate)	6 x 120"	6
FXSPlice	Splice Plate with Setscrews (for trim)	—	10
5948	Linear and Channeled Trim Connector Clip	—	30
5389	Channeled Clip (Black)	—	250
92715A620	Self-tapping Screws (Black)	#2 x 3/4" Length	25
6408 _ _ _*	3/4" Edge Banding	3/4 x 300"	25 foot roll
7891	12 Gauge Soft Hanger Wire	144" Length	140
5823	BioAcoustic™ Infill Panel (Black-Matte)	24 x 24 x 5/8"	12
8200100	1" Fiberglass Infill Panel (Black-Gloss)	24 x 24 x 1"	12
7800BL	12" Angle Molding	144 x 7/8 x 7/8"	30
7808BL	10" Angle Molding (Tech Black)	120 x 2 x 2"	30
7870	Spring Border Clip	—	1000








5/8" BioAcoustic Infill Panel - 5823



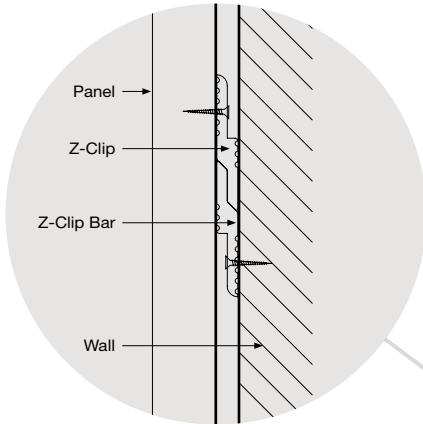
1" Fiberglass Infill Bag - 8200100

Moldings (Solid Wood)		Lengths (Inches)
	5855 _ _ _*	4" Base Molding 100"
	5856 _ _ _*	6" Base Molding 100"
	5907 _ _ _ _ _*	Reverse Bead Corner (Solid Wood) 100" (08), 112" (09), or 122" (10)
	5907 _ _ _ _ _*	1.875" Finish Molding (with furring strips) 100" (08), 112" (09), or 122" (10)
	5867 _ _ _*	Inside Corner Molding 100" (08), 112" (09), or 122" (10)

Decorative Corners and Splines		Lengths (Inches)
	5851 _ _ _ _ _*	Peak Corner (Solid Wood) 96" (08), 108" (09), or 118" (10)
	5852 _ _ _ _ _*	Bullnose Corner (Solid Wood) 96" (08), 108" (09), or 118" (10)
	5853 _ _ _ _ _*	Reverse Bead Corner (Solid Wood) 96" (08), 108" (09), or 118" (10)
	5854 _ _ _ _ _*	Chamfered Corner (Solid Wood) 96" (08), 108" (09), or 118" (10)
	5859 _ _ _ _ *	Corner Installation Spline (Concealed) (Plastic (X) or Aluminum (Y)) 96" (08), 108" (09), or 118" (10)

* When specifying or ordering, include the appropriate length suffix (if applicable) or finish/material suffixes.
EXAMPLES: 585109NDC - 9" Decorative Corner in Natural Variations™ Dark Cherry; 585909X - 9" Corner Installation Spline in Plastic

woodworks

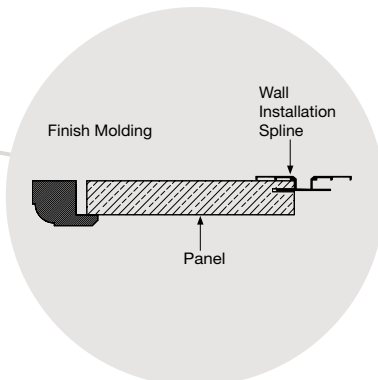


Featured Products

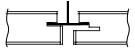
- 1 WoodWorks® Vector® Custom Ceiling System perforated/unperforated in Vertical Grain Douglas Fir; WoodWorks® Custom Wall System perforated/unperforated in Vertical Grain Douglas Fir, Arizona State University – Memorial Union, Tempe, AZ
- 2 WoodWorks Canopies 48" x 96" S-Curve in Natural Variations™ Light Cherry; WoodWorks Walls 24" x 120" with W6 perforation in Natural Variations Light Cherry



panels



CEILINGS VISUAL

	Item Number*	Dimensions (Inches) Nominal W x L x H
	WOODWORKS® Vector® Ceilings	
	1/4" Reveal with 15/16" Vector	5401_ _ _ *
		5403_ _ _ * (FSC®-certified)
		6480_ _ _ * (FSC-certified)
	6482_ _ _ * (FSC-certified)	


CEILING INSTALLATION SYSTEMS

15/16" Prelude® XL®

WOODWORKS Canopies

See our web site at armstrongceilings.com/canopies

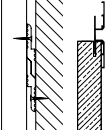
CEILING ACCESSORIES

	Item Number*	Description
	WOODWORKS Vector	
	440	Border Clip (included in carton for 24" x 24" panels; shipped separately for 12" x 48" and 24" x 48")
	442	Vector Seismic Hold Down Clip
	7425	24" Vector Stabilizer Bar
	7445	48" Vector Stabilizer Bar

Item Number*	Description	Dimensions (Inches)
WOODWORKS Trim		
5415W1_ _ _ *	4" WoodWorks Trim (FSC-certified wood substrate)	4 x 96 x 3/4"
5419W1_ _ _ *	6" WoodWorks Trim (with FSC-certified wood substrate)	6 x 96 x 3/4"
5659W1_ _ _ *	4" WoodWorks Trim (aluminum substrate)	4 x 120"
5660W1_ _ _ *	6" WoodWorks Trim (aluminum substrate)	6 x 120"
FXTBC	T-Bar Connector Clip	—
FXVTBC	Vector T-Bar Connector Clip	—
FXSPLICE	Splice Plate with Setscrews	—
FXSPHDC	Hold Down Clip for Cut Panel Installations	—
7800BL	Angle Molding (recommended with trims) (Black)	7/8 x 144 x 7/8"
6408_ _ _ *	3/4" Edge Banding	3/4 x 300"
7891	12 Gauge Soft Hanger Wire	144" Length
92715A620	Self-tapping Screws (Black)	#2 x 3/4" Length

* When specifying or ordering, include the appropriate length suffix (if applicable) and finish/material suffixes. See armstrongceilings.com/woodworks for the full selection.

WALLS VISUAL

	Item Number*	Dimensions (Inches) Nominal W x L x H
	WOODWORKS Walls Z-Clip or Spline Installation	
		5814_ _ _ * (FSC-certified)
		5818_ _ _ * (FSC-certified)
		5819_ _ _ * (FSC-certified)
		5820_ _ _ * (FSC-certified)

WALL INSTALLATION SYSTEMS

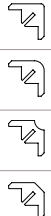
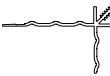


Item Number	Description	Color	Lengths (Inches)
5622	Z-Clip		2"
5673	Z-Clip Bar		72"
663910_ _ **	Wall Installation Spline Concealed (Aluminum)	Black (BL), Anodized Aluminum (NA)	96" (08), 108" (09), or 120" (10)

* See armstrongceilings.com/woodworks for the full selection.

** Spline gives a reveal consistent with WoodWorks Vector and WoodWorks Concealed panels.

† Indicate X _ _ _ for Z-Clip installation and K _ _ _ for Spline installation.

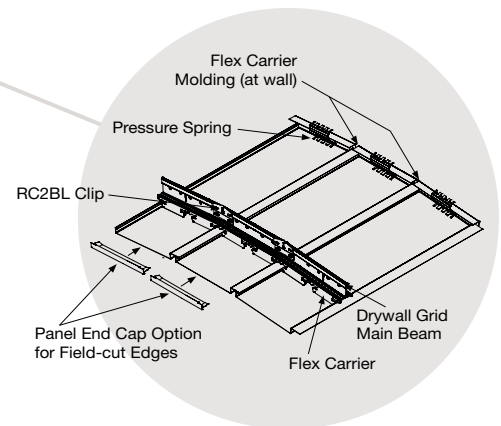
WALL ACCESSORIES

	Item Number*	Description	Lengths (Inches)
	5851_ _ _ _ *	Peak Corner (Solid Wood)	96" (08), 108" (09), or 118" (10)
	5852_ _ _ _ *	Bullnose Corner (Solid Wood)	96" (08), 108" (09), or 118" (10)
	5853_ _ _ _ *	Reverse Bead Corner (Solid Wood)	96" (08), 108" (09), or 118" (10)
	5854_ _ _ _ *	Chamfered Corner (Solid Wood)	96" (08), 108" (09), or 118" (10)
	5859_ _ _ *	Corner Installation Spline (Plastic (X) or Aluminum (Y))	96" (08), 108" (09), or 118" (10)
		5855_ _ _ *	4" Base Molding (Solid Wood)
5856_ _ _ *		6" Base Molding (Solid Wood)	100"
	5907_ _ _ _ *	1.875" Finish Molding (Solid Wood)	100" (08), 112" (09), or 122" (10)
	5867_ _ _ *	Inside Corner Molding (Solid Wood)	100" (08), 112" (09), or 122" (10)
	5823	BioAcoustic™ Infill Panel (Black-Matte)	24 x 24 x 5/8"
	8200100	Fiberglass Infill Panel (Black-Gloss)	24 x 24 x 1"

metalworks linear



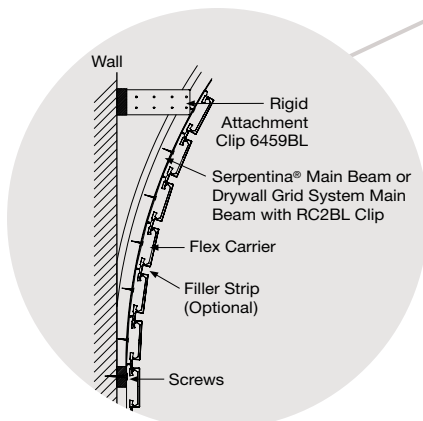
1



2

Featured Products

- 1 MetalWorks™ Linear 8" microperforated in Silver Grey; Faceted Ceiling System
- 2 MetalWorks Linear 4" unperforated in White; Wall-to-Ceiling Faceted Transition



VISUAL
PERFORMANCE Dots represent high level of performance

Item Number*	Dimensions (Inches) Nominal W x L x H		Acoustics NRC	Fire Rating	Light Reflect (White only)	Durable			
						Wash	Scrub	Impact	Soil
METALWORKS™ Linear									
5490_____*	4" Unperforated	96 x 4 x 5/8"	N/A	Class A	0.77	●	●	●	●
5491_____*	8" Unperforated	96 x 8 x 5/8"	N/A	Class A	0.77	●	●	●	●
5570_____†*	12" Unperforated	96 x 12 x 5/8"	N/A	Class A	0.77	●	●	●	●
5492_____*	4" Microperforated (with plain border and acoustical fleece)	96 x 4 x 5/8"	0.70 0.85 with infill	Class A	0.61	●	●	●	●
5493_____*	8" Microperforated (with plain border and acoustical fleece)	96 x 8 x 5/8"	0.70 0.85 with infill	Class A	0.61	●	●	●	●
5571_____†*	12" Microperforated (with plain border and acoustical fleece)	96 x 12 x 5/8"	0.70 0.85 with infill	Class A	0.61	●	●	●	●

* When specifying or ordering, include the appropriate two- or four-letter color code. See armstrongceilings.com/metalworks for the full selection.

† 12" panels are "S" Service items with minimum order quantities and extended lead times.

SUSPENSION SYSTEM

Item Number	Description	Dimensions (Inches) Nominal L x W x H	Pieces/ Carton
5497	Standard Carrier	144 x 1-5/8 x 1-5/8"	10
5498	Flex Carrier	144 x 1-5/8 x 1"	10
HD8906	Drywall Grid Main Beam (Heavy-duty)	144 x 1-1/2 x 1-11/16"	—
XL8945P	4' Drywall Grid Cross Tee	48 x 1-1/2 x 1-1/2"	—


For Serpentina® main beam information, visit armstrongceilings.com/serpentina

ACCESSORIES

Item Number*	Description	Dimensions (Inches) Nominal L x W x H	Pieces/ Carton
5494	Contrasts Filler Strip (Black)	144 x 1-5/8 x 1-5/8"	16
5495	4" Panel Splice	144 x 1-5/8 x 1"	50
5496	8" Panel Splice	144 x 1-1/2 x 1-11/16"	50
5499	Carrier Splice	48 x 1-1/2 x 1-1/2"	50
5580	Carrier Hanger	2-1/4 x 3 x 1"	20
5576	Pressure Spring	2-1/2 x 1-3/16 x 7/8"	50
5581_____†*	4" Panel End Cap	3-1/4 x 5/8 x 1"	50
5582_____†*	8" Panel End Cap	7-1/4 x 5/8 x 1"	50
5583_____†*	12" Panel End Cap**	11-1/4 x 5/8 x 1"	50
RC2BL	Radius Clip for Faceted Suspension System Applications (Black)		205
6351	Speed Clip	1/4 x 1/2 x 1/8"	Bulk
6459BL	Rigid Attachment Clip	5-1/2 x 1-3/4"	25
92715A620	Self-tapping Screws	#2 x 3/4" Length	25
5572_____†*	Standard Carrier Molding	120 x 1 x 1-7/8"	10
5574_____†*	Flex Carrier Molding	120 x 1 x 1"	10
7891	12 Gauge Soft Hanger Wire	144" Length	140
5823	BioAcoustic™ Infill Panel (Black-Matte)	24 x 24 x 5/8"	12
8200100	1" Fiberglass Infill Bag (Black-Gloss)	24 x 24 x 1"	12



5/8" BioAcoustic Infill Panel - 5823



1" Fiberglass Infill Bag - 8200100

* When specifying or ordering, include the appropriate two- or four-letter color suffix. See armstrongceilings.com/metalworks for the full selection.

† "S" Service item with minimum order quantities and extended lead times.

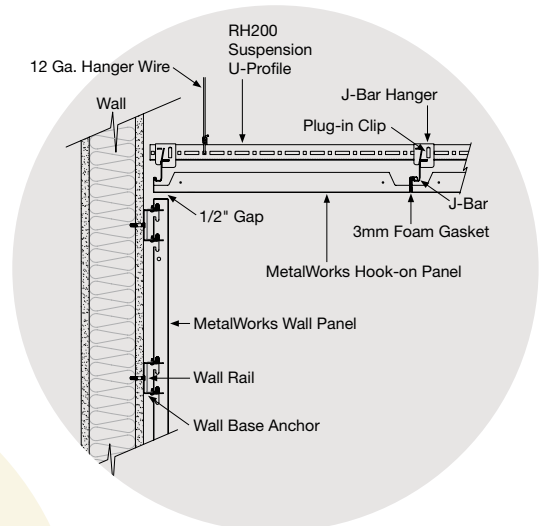

** 12" Panel End Cap is for cut panels only. 12" linear panels come with an upturned end.

metal



Featured Products

- 1 MetalWorks™ Custom RH200 Ceiling with Custom perforation in Silver Grey; Palm Beach State College, Belle Glade, FL
- 2 MetalWorks Custom Plank in Silver Grey Wall-to-Ceiling 90° Transition; University of Texas at San Antonio, San Antonio, TX
- 3 MetalWorks Custom DH700 Ceiling and WH1000 Walls with Rg 14023 perforation in Gun Metal Grey; Wall-to-Ceiling 90° Transition; Harley Ellis Devereaux, Los Angeles, CA




works custom panels

- Panels can be sized 9"- 24" wide, up to 96" long
- Class A fire resistant
- NRC values up to 0.90 with acoustic infill panels (select perforation)
- RAL colors available
- Multiple suspension options available depending on project requirements

PERFORATION Actual 1:1 scale shown

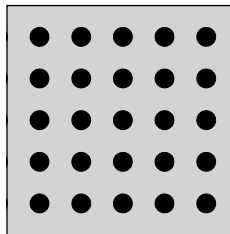
Partial list of steel perforations. For full steel and aluminum product offering, go to armstrongceilings.com/metalworks

Type: Round-Straight




Hole Size:
2.5mm [.098"]
% Open Area:
4.0%

Rg 2504




Hole Size:
2.5mm [.098"]
% Open Area:
16.0%

Rg 2516




Hole Size:
3.0mm [.118"]
% Open Area:
27%

Rg 3027




Hole Size:
3.5mm [.138"]
% Open Area:
29.0%

Rg 3529



Hole Size:
4.0mm [.157"]
% Open Area:
22.0%


Rg 4022



Hole Size:
14.0mm [.551"]
% Open Area:
23.0%


Rg 14023

Type: Round-Diagonal




Hole Size:
1.5mm [.059"]
% Open Area:
22.0%

Rd 1522




Hole Size:
2.5mm [.098"]
% Open Area:
8.0%

Rd 2508




Hole Size:
8mm [.315"]
% Open Area:
43.0%

Qg 8043



Hole Size:
3.0mm [.118"]
% Open Area:
13.0%

Rd 3013



Hole Size:
4.0mm [.157"]
% Open Area:
11.0%

Rd 4011

Contact Armstrong Architectural Specialties at 1 877 276 7876, select options 1-1-4 for custom walls and ceilings specification assistance.



- Choose fabric edge detail and size to create one-of-a-kind walls
- Custom Soundsoak® Wall Panels can be made up to 48" wide and 144" high or 60" wide and 120" high
- Fiberglass or mineral fiber substrate available with resin-hardened edges
- Impact-resistant panels available for applications that need improved durability
- Custom fabrics can be specified from manufacturers like:
 - Guilford of Maine: www.guilfordofmaine.com
 - Maharam: www.maharam.com
 - Designtex: www.designtex.com
 - Carnegie: www.carnegiefabrics.com
 - Knoll: www.knolltextiles.com
 - Momentum: www.themomgroup.com

ACOUSTICAL PERFORMANCE Dots represent high level of performance

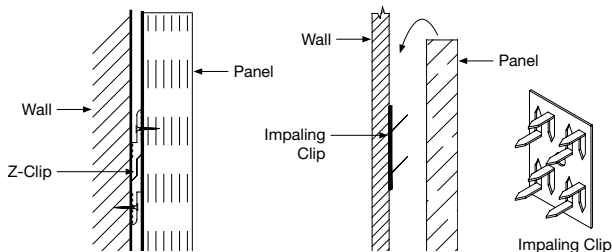
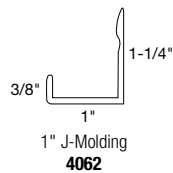
Fiberglass Thickness	NRC*
3/4"	0.70 •
1"	0.80 •
1-1/8"††	0.85 •
1-1/2"	0.95 •
2"***	1.05 •
2-1/8"††	0.95 •
3"***	1.15 •

* Acoustical performance may vary depending on the fabric used.
 **2" and 3" thick panels are designed to reduce noise and reverberation in spaces, especially those exposed to exterior transportation noise or interior equipment and appliance noise.
 † Fiberglass with 1/8" MFG for impact resistance.

soundsoak &

ACCESSORIES

5622	Z-Clip	2"
5673	Z-Clip Bar	72"
4062	1" J-Molding	1 x 1-1/4 x 3/8"
	Impaling Clips	
	Truss Head Screws	#10 x 5/8"



Featured Products

- 1 Soundsoak Custom Wall Panels in custom fabric; SoundScapes® Shapes 5443 in Pale Lemon
- 2 SoundScapes Shapes 5440 and 5448 in Tangerine – upper wall and ceiling; Soundsoak Custom Wall Panels in coordinating fabric – lower wall
- 3 SoundScapes Shapes 5442 in Moss; Secchia Center, Michigan State University, Grand Rapids, Michigan

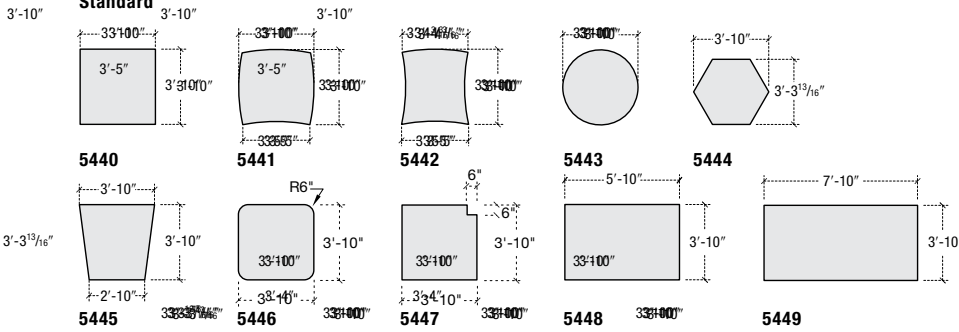




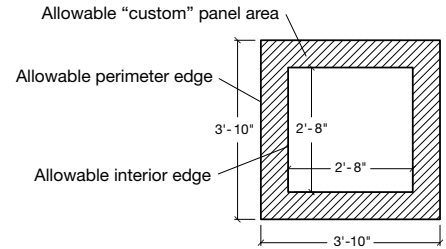
- Enhance acoustics in open areas
- Quick and easy to install from a deck, through a ceiling, directly attached to drywall, on a standard suspension system, or on a wall
- Engineered and tested for use in seismic areas
- 360° panel finishing available
- For Custom shapes and colors, visit armstrongceilings.com/shapes, or contact Architectural Specialties at 1 877 276 7876, select options 1-1-4 for more information

PANEL (shown in finished view from below ceiling)

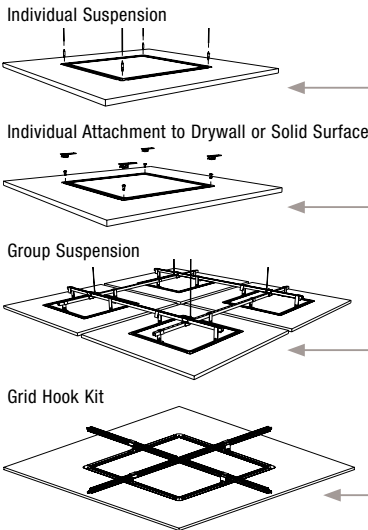
Standard



Custom Options

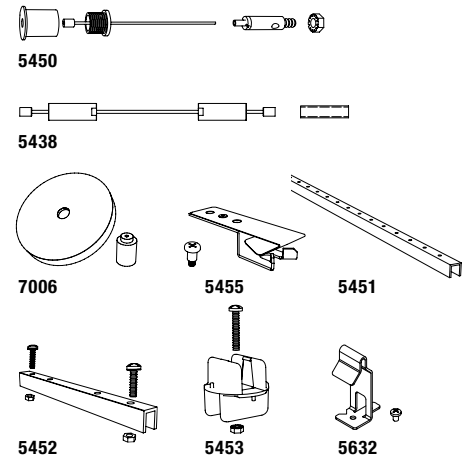


CEILING INSTALLATION OPTIONS

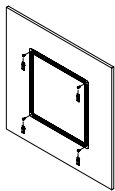


ACCESSORIES

Item Number	Description
5450	Deck Hanging Kit (8')
5438	Angled Hanging Kit (10° maximum angle) (8')
625530	Extended Hanging Cables (30')
7006	Escutcheon Kit
5455	Drywall Ceiling Hanging Kit
5451	Grouping Frames Kit
5452	Frame Splice Kit
5453	Frame Alignment Kit
5454	Panel Hook Kit
5629	1" Drop Panel Hook Kit
5630	2" Drop Panel Hook Kit
5631	3" Drop Panel Hook Kit
5632	Grid Hook Kit



WALL INSTALLATION OPTIONS



ACCESSORIES

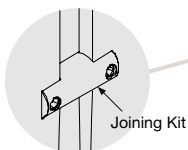

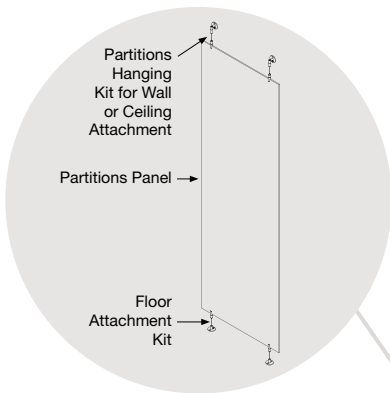

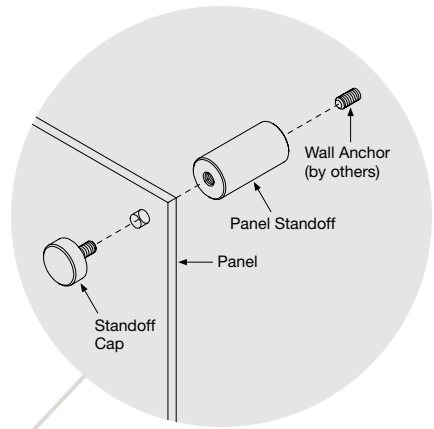
Item Number	Description
5588	Wall Hanging Kit

If you need assistance identifying what and how many accessory kits are needed for your project, please contact TechLine™ at 1 877 276 7876



soundscapes

shapes



Featured Products

- 1 Infusions Lay-in Panels 24" x 24" in Beads Large Tangerine; 15/16" 360° Painted Grid in RAL 2004 and Axiom® – Classic 2" trim in RAL 2004
- 2 Infusions® Walls 24" x 96" in Refined Tangerine
- 3 Infusions Partitions 24" x 72" in Honey Canvas

INFUSIONS® WALLS

Item Number	Material	Dimensions (Inches)
INFUSIONS Walls		
5824 _ _ _ *	PETG	24 x 96 x 1/4"
5848	Aluminum	Infusions Wall Panel Hardware Kit
INFUSIONS Partitions		
5845 _ _ _ *	PETG	24 x 72 x 1/4"
5827	Aluminum	Joining Kit (3 clamps/ctn)

NOTE: Ceiling Hanging Kit and Floor Mounting Kit hardware included with panels. Joining kits must be ordered separately.


INFUSIONS Sheets

5976 _ _ _ *	Polycarbonate	48 x 72 x 1/4"
5978 _ _ _ *	PETG	24 x 24 x 0.44"

NOTE: Wall Anchor not provided in kit. Point Support includes panel standoff and standoff cap.

INFUSIONS CEILINGS

Item Number	Material	Dimensions (Inches)
INFUSIONS Lay-in Panels		
5911 _ _ _ *	Polycarbonate	12 x 48 x 1/8"
5922 _ _ _ *	Polycarbonate	24 x 24 x 1/8"
5912 _ _ _ *	Polycarbonate	24 x 48 x 1/4"
5913 _ _ _ *	Polycarbonate	24 x 72 x 1/4"
INFUSIONS Lay-in Panels – Dimensions		
5914 _ _ _ _ _ *	Polycarbonate	12 x 48 x 0.44"
5915 _ _ _ _ _ *	Polycarbonate	24 x 24 x 0.44"



Ceiling Suspension Systems (Standard and RAL colors available)

9/16"	Suprafine® XL®
15/16"	Prelude® XL

* When specifying or ordering, include the appropriate three- or five-letter color suffix. See armstrongceilings.com/infusions for the full selection.

infusions panels

armstrongceilings.com / commceilings

take the next step

1 877 276 7876

Name of your Armstrong Representative

TechLine – Technical information, detail drawings, CAD design assistance, installation information, other technical services – 8:00 a.m. to 5:30 p.m. EST, Monday through Friday. FAX 1-800-572-8324 or email: techline@armstrongceilings.com

Architectural Specialties Project Team – custom ceiling design and support at 1 877 276 7876, select options 1-1-4

armstrongceilings.com/commceilings

Standard and custom product information

Online catalog

Google SketchUp™, CAD, Revit® files

Product literature and samples – express service or regular delivery

Contacts – reps, where to buy, who will install



Google SketchUp™ is a trademark of Google Inc.; Revit® is a registered trademark of Autodesk®, Inc. All other trademarks used herein are the property of AWI Licensing Company and/or its affiliates © 2013 AWI Licensing Company • Printed in the United States of America

TechLine™ / 1 877 276 7876
armstrongceilings.com/commceilings
BPCS-4370-1013

Armstrong[®]
CEILING SOLUTIONS