Product name:
eQ-D5-CL-32-5.0

Date:
5/26/2017

Powering product:
IQ-PH-80-120/24

Output:	**412 lm/ft**
Peak:	**119 cd**
Power:	**5.0 W/ft**
PF:	**1.0**

Light efficiency:

83 Lumen/Watt

Light quality:

CRI: 92.9

Color temperature:

3203 K

Beam Angle

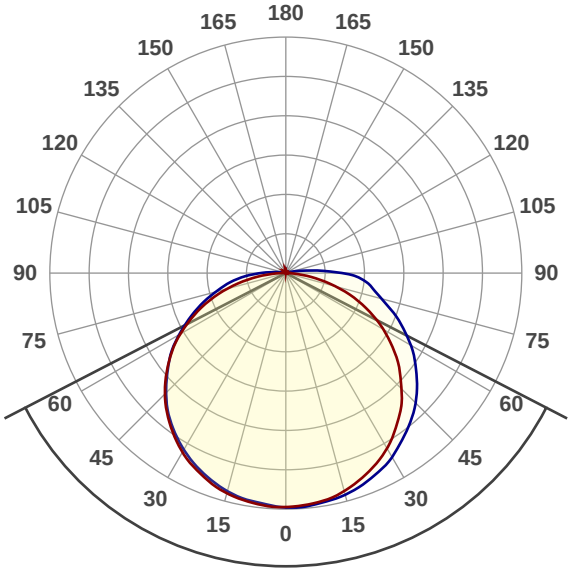

125.3°

CIE 1931
x: 0.426
y: 0.405

Spectra

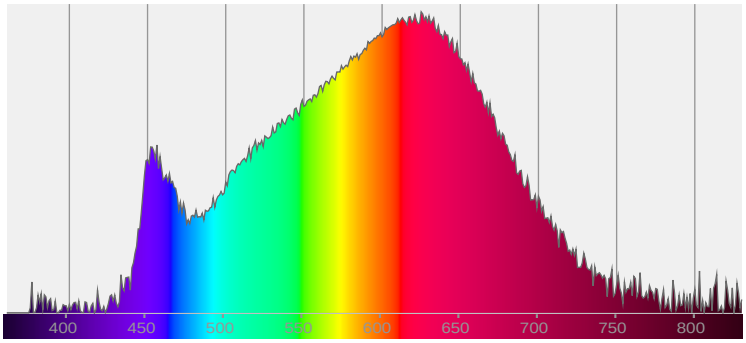

Power



©2017 Q-Tran, Inc. 155 Hill St. Milford, CT 06460 All rights reserved – 203 367 8777 – sales@q-tran.com - www.q-tran.com

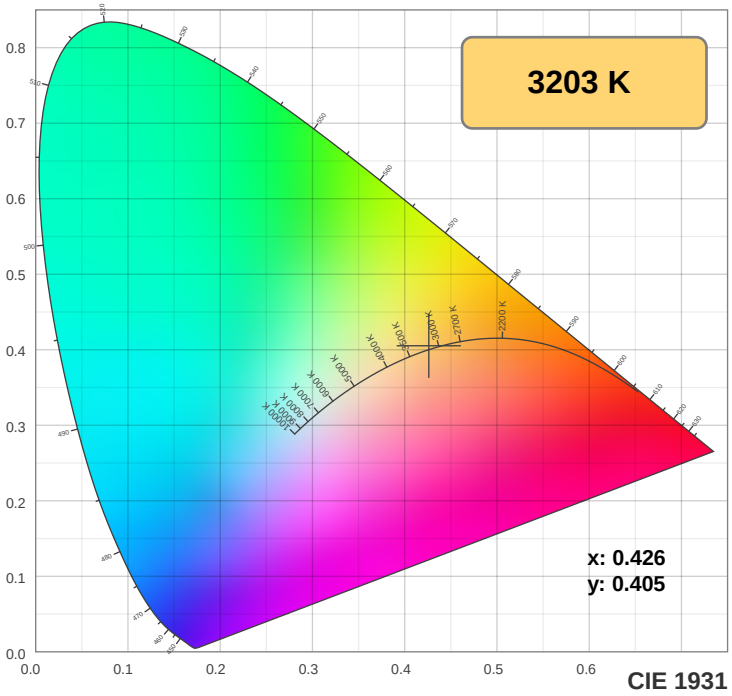

CIE 1931

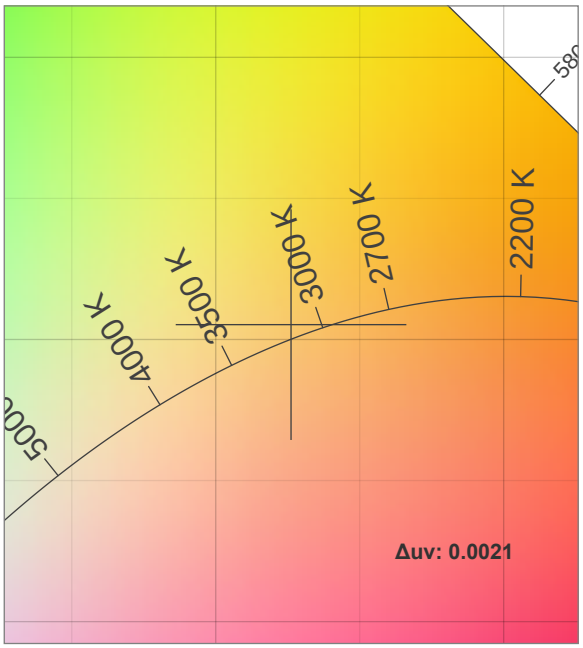

CIE 1931 ZOOM

TM30: 89.4

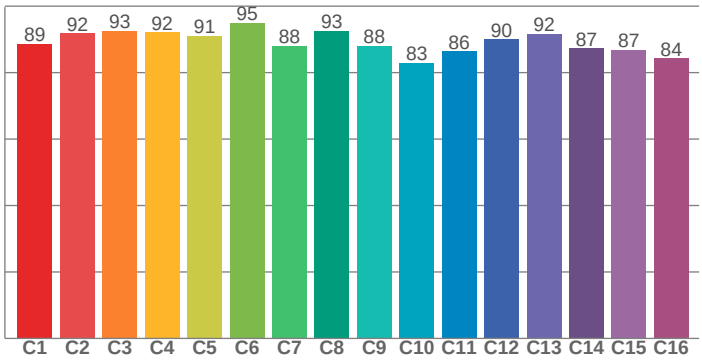

CRI: 92.9 (R1-R8)

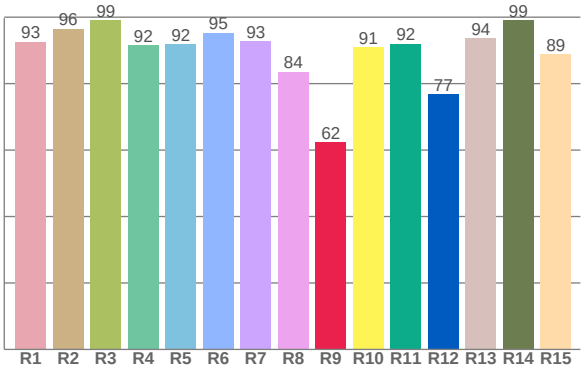

CRI R values, only R1-R8 are used to calculate final CRI value

R1	R2	R3	R4	R5	R6	R7	R8	R9	R10	R11	R12	R13	R14	R15
92.6	96.5	99.1	91.6	91.8	95.3	92.9	83.5	62.4	91.0	92.0	76.9	93.7	99.1	88.7

TM30 C values, 16 binned values out of total of 99 C values

C1	C2	C3	C4	C5	C6	C7	C8	C9	C10	C11	C12	C13	C14	C15	C16
88.6	91.8	92.6	92.1	91.1	95.0	88.0	92.5	88.0	82.9	86.4	90.0	91.7	87.4	86.9	84.3

CQS Q values

Q1	Q2	Q3	Q4	Q5	Q6	Q7	Q8	Q9	Q10	Q11	Q12	Q13	Q14	Q15
88.3	95.5	90.7	87.7	89.2	90.1	92.4	94.8	96.7	95.1	94.7	94.1	93.4	88.2	88.8

CQS: 91.3

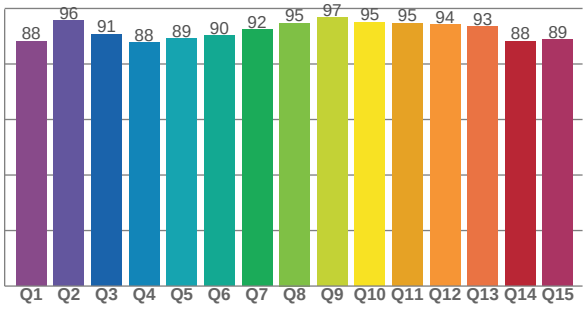

Color parameters

Color temperature	Color rendering index	Red component	Color fidelity	Color gamut	Color quality scale	Color coordinate cie 1931	Color coordinate cie 1931	Color coordinate	Color coordinate	Color diviation from black body
CCT	CRI	CRI R9	TM30 Rf	TM30 Rg	CQS	x	y	u	v	Δuv
3203 K	92.9	62.4	89.4	96.5	91.3	0.426	0.405	0.243	0.347	0.0021

©2017 Q-Tran, Inc. 155 Hill St. Milford, CT 06460 All rights reserved – 203 367 8777 – sales@q-tran.com - www.q-tran.com

Rf 89.4

Fidelity index Rf

Rg 96.5

Gammut index Rg

		Graphic shifts (%)	
Hue Bin	R_f	Chroma	Hue
1	89	-5%	1%
2	92	-3%	2%
3	93	-2%	2%
4	92	-3%	0%
5	91	-6%	0%
6	95	-3%	0%
7	88	-6%	2%
8	93	-3%	3%
9	88	-2%	7%
10	83	0%	9%
11	86	3%	8%
12	90	6%	0%
13	92	1%	-5%
14	87	3%	-8%
15	87	-3%	-5%
16	84	-2%	-10%

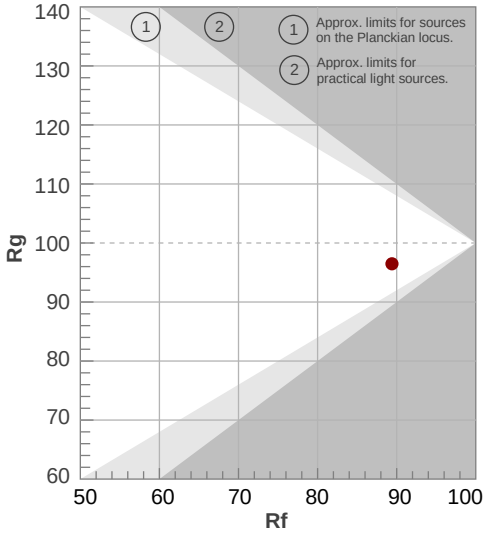

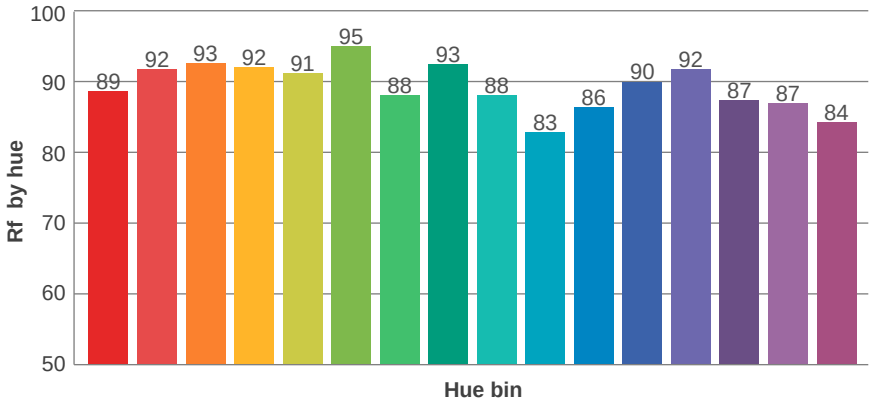

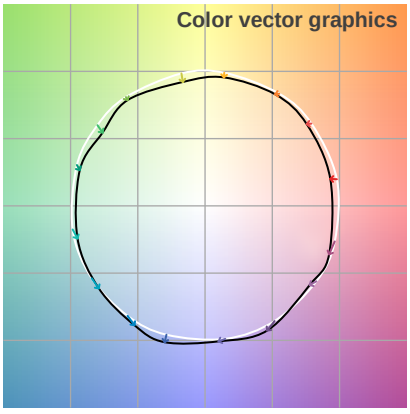

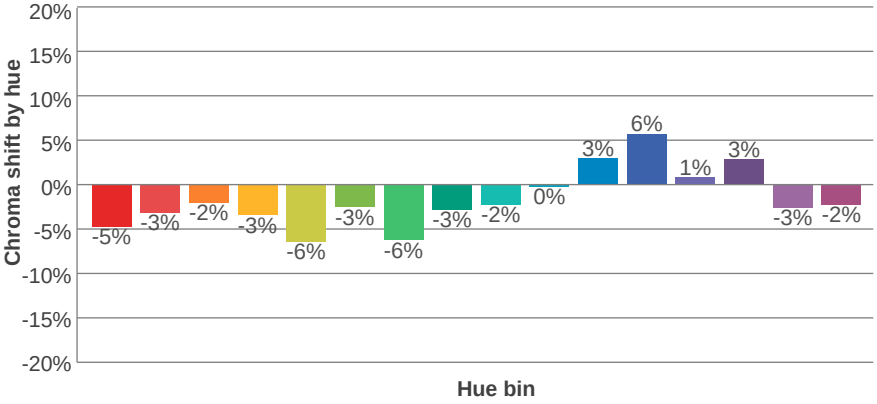

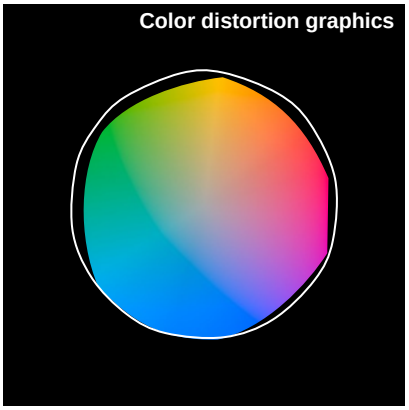

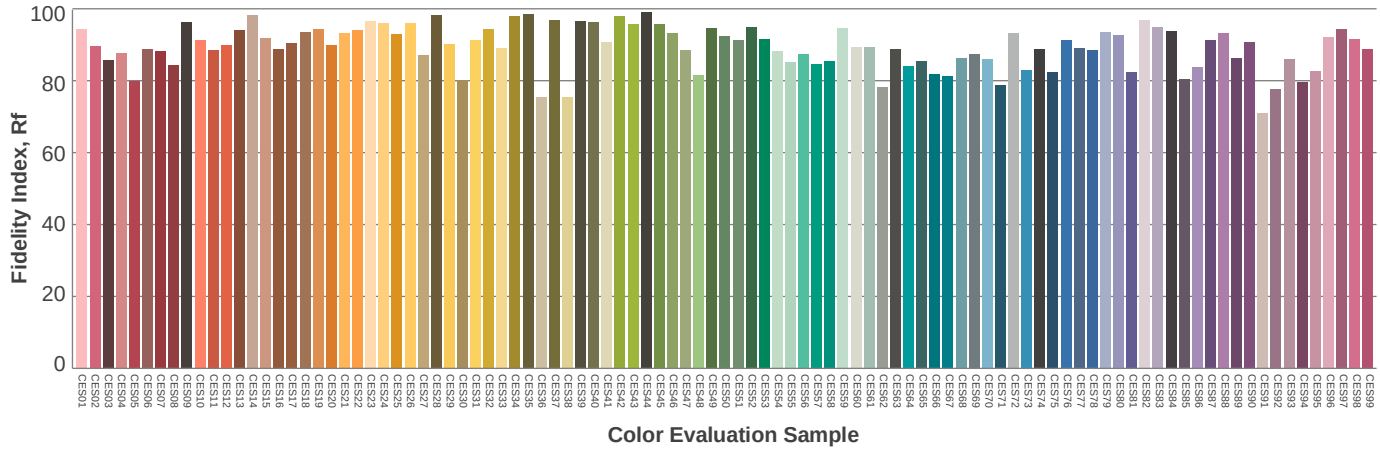

©2017 Q-Tran, Inc. 155 Hill St. Milford, CT 06460 All rights reserved – 203 367 8777 – sales@q-tran.com - www.q-tran.com

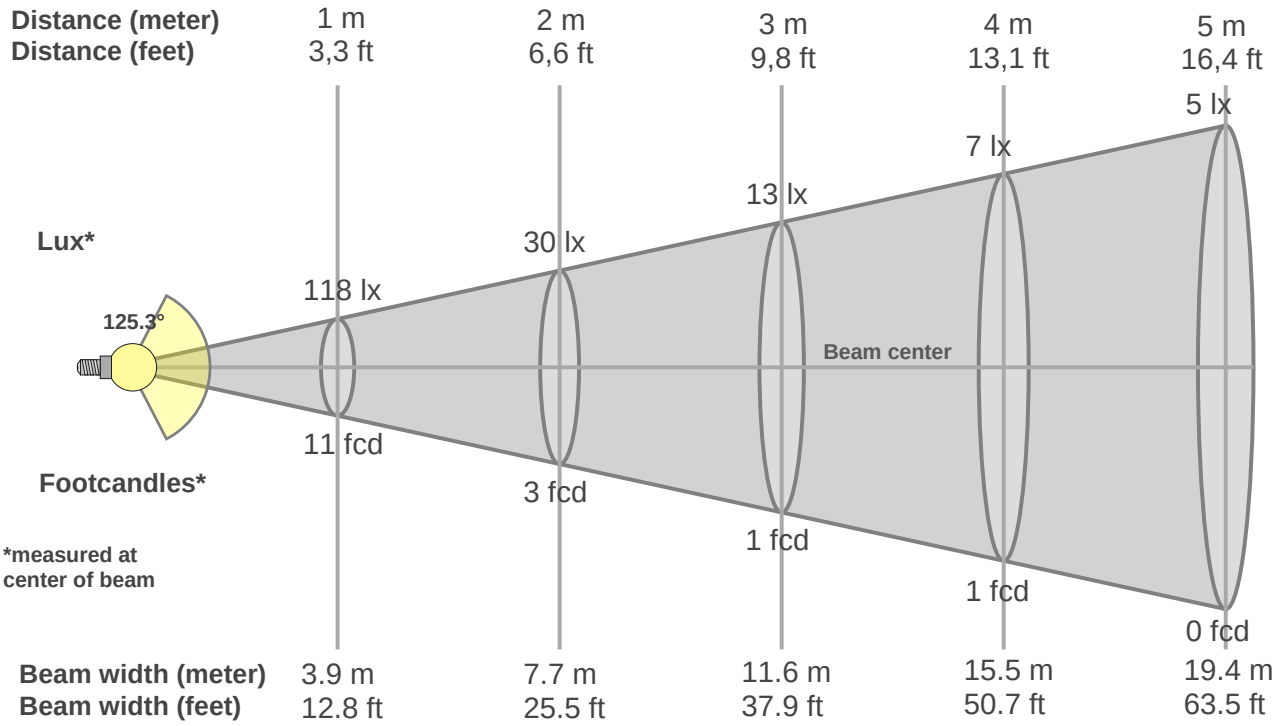

Beam intensities from 1-20m

1m	2m	3m	4m	5m	6m	7m	8m	9m	10m	11m	12m	13m	14m	15m	16m	17m	18m	19m	20m
3.3ft	6.6ft	9.8ft	13.1ft	16.4ft	19.7ft	23ft	26.2ft	29.5ft	32.8ft	36.1ft	39.4ft	42.7ft	45.9ft	49.2ft	52.5ft	55.8ft	59.1ft	62.3ft	65.6ft
118lx	30lx	13lx	7lx	5lx	3lx	2lx	2lx	1lx	1lx	1lx	1lx	1lx	1lx	1lx	0lx	0lx	0lx	0lx	0lx
11fcd	2.8fcd	1.2fcd	0.7fcd	0.4fcd	0.3fcd	0.2fcd	0.2fcd	0.1fcd	0.1fcd	0.1fcd	0.1fcd	0.1fcd	0.1fcd	0fcd	0fcd	0fcd	0fcd	0fcd	0fcd

Intensities in 0° c-plane

0°	5°	10°	15°	20°	25°	30°	35°	40°	45°	50°	55°	60°	65°	70°	75°	80°	85°	90°	95°
118	118	117	114	111	107	102	97	90	83	75	66	57	47	37	26	16	7	2	1
100%	99%	98%	96%	94%	90%	86%	82%	76%	70%	63%	56%	48%	40%	31%	22%	13%	6%	1%	1%

Intensities in 90° c-plane

0°	5°	10°	15°	20°	25°	30°	35°	40°	45°	50°	55°	60°	65°	70°	75°	80°	85°	90°	95°
118	119	117	116	114	111	108	103	98	93	87	80	73	65	58	50	45	39	29	16
100%	100%	99%	98%	96%	94%	91%	87%	83%	78%	73%	68%	62%	55%	49%	43%	38%	33%	24%	13%

Intensities in 180° c-plane

0°	5°	10°	15°	20°	25°	30°	35°	40°	45°	50°	55°	60°	65°	70°	75°	80°	85°	90°	95°
118	118	117	115	113	109	105	99	93	86	79	71	62	52	42	31	20	10	3	1
100%	100%	99%	97%	95%	92%	88%	84%	79%	73%	67%	60%	52%	44%	35%	26%	17%	9%	3%	1%

Intensities in 270° c-plane

0°	5°	10°	15°	20°	25°	30°	35°	40°	45°	50°	55°	60°	65°	70°	75°	80°	85°	90°	95°
118	117	116	114	111	108	103	98	92	86	78	71	62	54	45	37	29	22	13	6
100%	99%	98%	96%	94%	91%	87%	83%	78%	72%	66%	60%	53%	45%	38%	31%	25%	18%	11%	5%

Beam angle 50%	Field angle 10%	Cutoff angle 2,5%	Intensity ratio in 120° cone	Intensity ratio in 90° cone
125.3°	**176.8°**	**190.7°**	**0.7%**	**0.5%**

©2017 Q-Tran, Inc. 155 Hill St. Milford, CT 06460 All rights reserved – 203 367 8777 – sales@q-tran.com - www.q-tran.com

ISO candela diagram

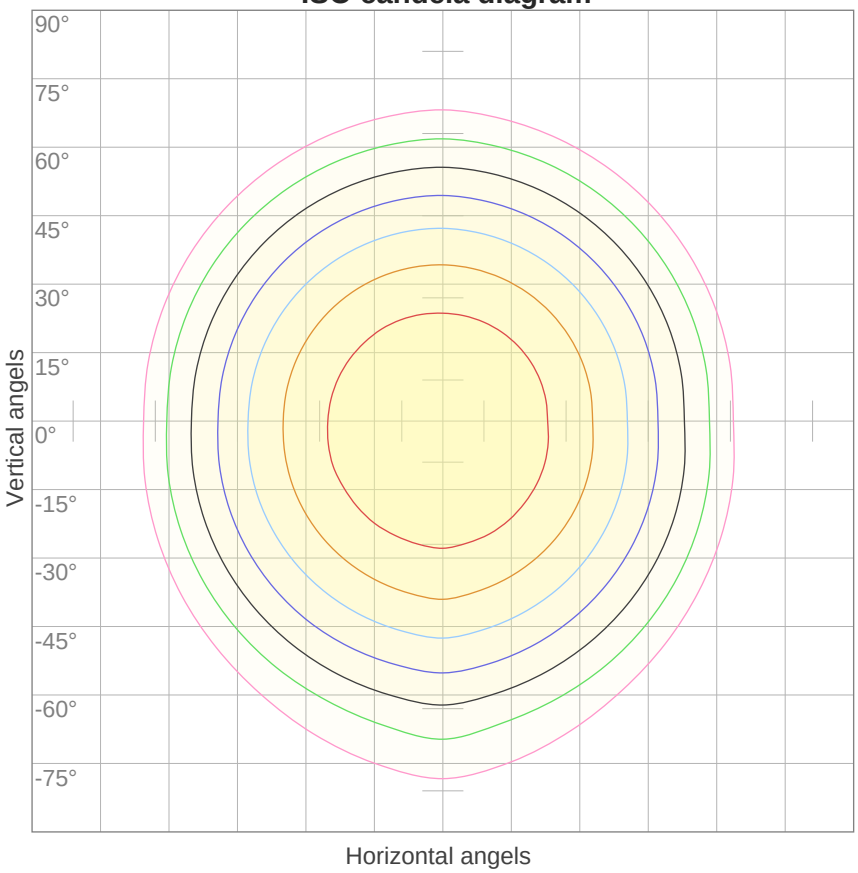

10%	12 cd
20%	24 cd
30%	36 cd
40%	47 cd
50%	59 cd
60%	71 cd
70%	83 cd
80%	95 cd
90%	107 cd

Conditions:

Number of c-planes: 4

Candela at center: 118 cd

ISO lux diagram

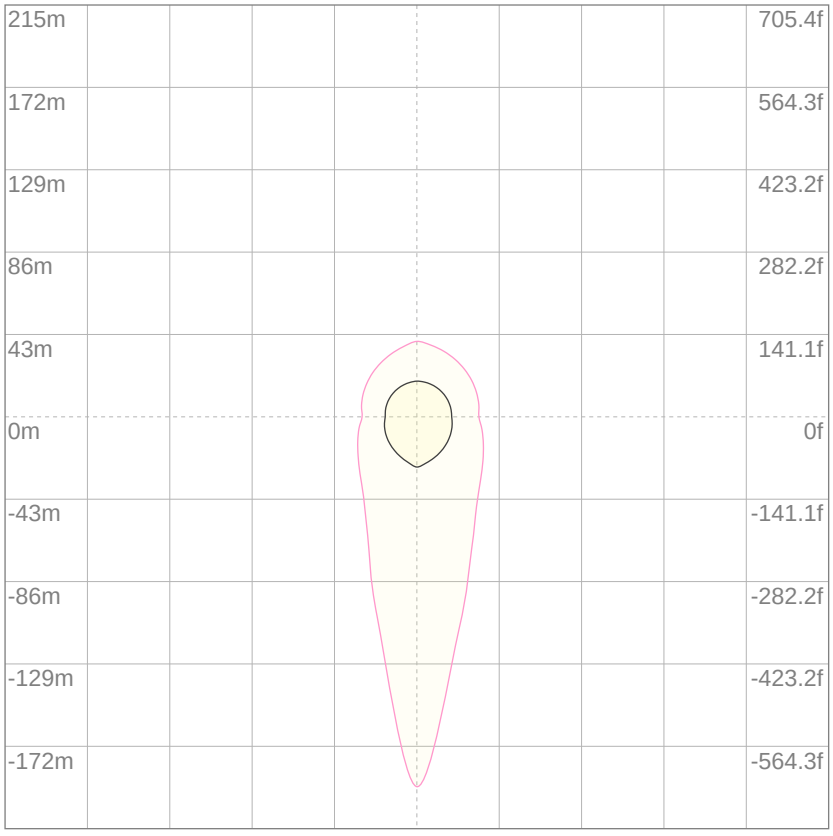

Mounting height: 10 meters (33 feet)

3%	35.5m lx
5%	59.2m lx
10%	0.118 lx
30%	0.355 lx
50%	0.592 lx

Conditions:

Number of c-planes: 4

Lux at center: 1.18 lx

Lux distribution on a surface when lamp is mounted at 10 meters from the surface.

©2017 Q-Tran, Inc. 155 Hill St. Milford, CT 06460 All rights reserved – 203 367 8777 – sales@q-tran.com - www.q-tran.com

Coefficients of Utilization

Ceiling reflectance	80				70				50			30			10			0
Wall reflectance	70	50	30	10	70	50	30	10	50	30	10	50	30	10	50	30	10	0
Floor reflectance	20	20	20	20	20	20	20	20	20	20	20	20	20	20	20	20	20	0
RCR	(RCR: Room Cavity Ratio)				Room Values are expressed as percentage of Lumens delivered to the task surface													
0	118	118	118	118	115	115	115	115	110	110	110	104	104	104	100	100	100	97
1	106	101	96	91	103	98	93	89	93	89	86	89	86	83	85	82	80	77
2	96	87	79	73	93	84	77	71	80	74	69	77	72	67	73	69	65	63
3	87	75	66	59	84	74	65	59	70	63	57	67	61	56	64	59	55	52
4	79	66	57	50	77	65	56	49	62	54	48	59	53	47	57	51	46	44
5	73	59	49	42	70	58	49	42	55	47	41	53	46	41	51	45	40	38
6	67	53	44	37	65	52	43	36	50	42	36	48	41	35	46	40	35	33
7	62	48	39	32	60	47	38	32	45	37	32	43	36	31	42	35	31	29
8	58	44	35	29	56	43	34	28	41	34	28	40	33	28	38	32	27	25
9	54	40	31	26	52	39	31	25	38	30	25	36	30	25	35	29	25	23
10	50	37	29	23	49	36	28	23	35	28	23	34	27	23	33	27	22	20

Luminaire budgetary diagram

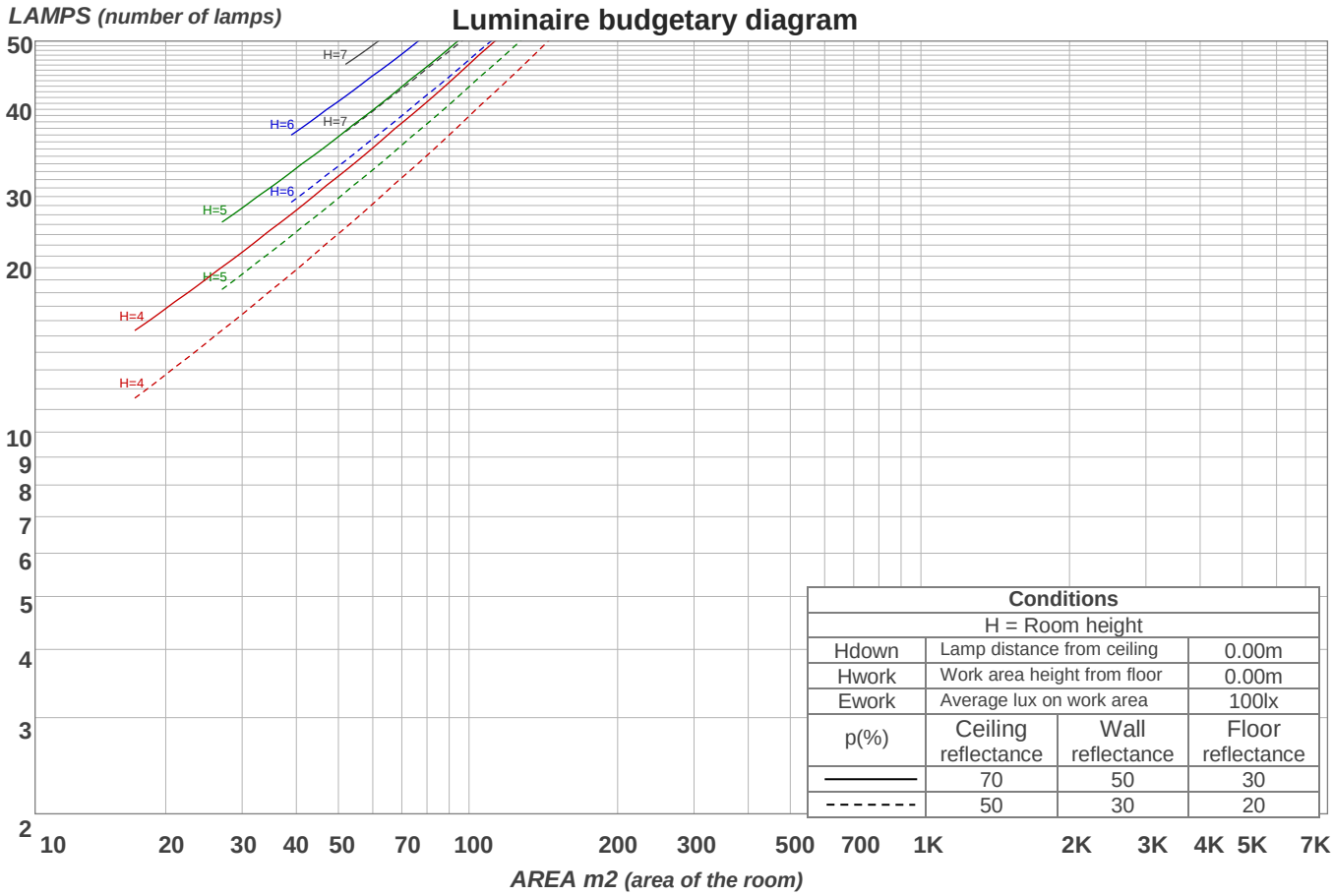

Zonal Lumen Summary

0°-10°	10°-20°	20°-30°	30°-40°	40°-50°	50°-60°	60°-70°	70°-80°	80°-90°
11.2 lm	32.5 lm	50.1 lm	62.2 lm	67.1 lm	64.4 lm	54.0 lm	38.2 lm	21.2 lm

90°-100°	100°-110°	110°-120°	120°-130°	130°-140°	140°-150°	150°-160°	160°-170°	170°-180°
6.52 lm	1.55 lm	0.923 lm	0.707 lm	0.570 lm	0.455 lm	0.343 lm	0.215 lm	0.070 lm

©2017 Q-Tran, Inc. 155 Hill St. Milford, CT 06460 All rights reserved – 203 367 8777 – sales@q-tran.com - www.q-tran.com