

DAVIS<sup>®</sup>

# Prat Price List

Designed by Davis Design Team  
Effective March 19, 2018



## PRAT Table Series

Specifications .....	3
Images .....	4

### 30" HIGH TABLES

PR-3000 .....	5
PR-3001 .....	5
PR-3002 .....	6
PR-3003 .....	6
PR-3004 .....	7
PR-3005 .....	7
PR-3006 .....	8
PR-3007 .....	8
PR-3008 .....	9
PR-3009 .....	9
PR-3010 .....	10
PR-3011 .....	10
PR-3012 .....	11
PR-3013 .....	11
PR-3014 .....	12
PR-3015 .....	12

### 36" HIGH TABLES

PR-3600 .....	13
PR-3601 .....	13
PR-3602 .....	14
PR-3603 .....	14
PR-3604 .....	15
PR-3605 .....	15
PR-3606 .....	16
PR-3607 .....	16
PR-3608 .....	17
PR-3609 .....	17
PR-3610 .....	18
PR-3611 .....	18
PR-3612 .....	19
PR-3613 .....	19
PR-3614 .....	20
PR-3615 .....	20

### 42" HIGH TABLES

PR-4200 .....	21
PR-4201 .....	21
PR-4202 .....	22
PR-4203 .....	22
PR-4204 .....	23
PR-4205 .....	23
PR-4206 .....	24
PR-4207 .....	24
PR-4208 .....	25
PR-4209 .....	25
PR-4210 .....	26
PR-4211 .....	26
PR-4212 .....	27
PR-4213 .....	27
PR-4214 .....	28
PR-4215 .....	28

### 119" T-LEG UNITS

PR-1190 .....	29
PR-1191 .....	29
PR-1192 .....	30
PR-1193 .....	30

### 30" HIGH END SECTIONS

PR-3050 .....	31
PR-3051 .....	31
PR-3052 .....	32
PR-3024 – T-leg .....	31-32
PR-3053 .....	33
PR-3054 .....	33
PR-3055 .....	34
PR-3029 – T-leg .....	33-34
PR-3056 .....	35
PR-3057 .....	35
PR-3058 .....	36
PR-3036 – T-leg .....	35-36
PR-3059 .....	37
PR-3060 .....	37
PR-3061 .....	38
PR-3042 – T-leg .....	37-38

### 36" HIGH END SECTIONS

PR-3650 .....	39
PR-3651 .....	39
PR-3652 .....	40
PR-3624 – T-leg .....	39-40
PR-3653 .....	41
PR-3654 .....	41
PR-3655 .....	42
PR-3629 – T-leg .....	41-42
PR-3656 .....	43
PR-3657 .....	43
PR-3658 .....	44
PR-3636 – T-leg .....	43-44
PR-3659 .....	45
PR-3660 .....	45
PR-3661 .....	46
PR-3642 – T-leg .....	45-46

### 42" HIGH END SECTIONS

PR-4250 .....	47
PR-4251 .....	47
PR-4252 .....	48
PR-4224 – T-leg .....	47-48
PR-4253 .....	49
PR-4254 .....	49
PR-4255 .....	50
PR-4229 – T-leg .....	49-50
PR-4256 .....	51
PR-4257 .....	51
PR-4258 .....	52
PR-4236 – T-leg .....	51-52
PR-4259 .....	53
PR-4260 .....	53
PR-4261 .....	54
PR-4242 – T-leg .....	53-54

For information concerning Condition of Sales, Warranty, Fabric, Finishes, etc., please download the *Conditions of Sales.pdf* on the Davis web site: [www.davisfurniture.com](http://www.davisfurniture.com)

## PRAT Table Series

### SPANNER TABLES

PR-5000 .....	55
PR-5001 .....	55
PR-5002 .....	55
PR-3024 – T Leg .....	56
PR-3624 – T Leg .....	56
PR-4224 – T Leg .....	56
PR-5003 .....	57
PR-5004 .....	57
PR-5005 .....	57
PR-3029 – T Leg .....	58
PR-3629 – T Leg .....	58
PR-4229 – T Leg .....	58
PR-5006 .....	59
PR-5007 .....	59
PR-5008 .....	59
PR-3036 – T Leg .....	60
PR-3636 – T Leg .....	60
PR-4236 – T Leg .....	60
PR-5009 .....	61
PR-5010 .....	61
PR-5011 .....	61
PR-3042 – T Leg .....	62
PR-3642 – T Leg .....	62
PR-4242 – T Leg .....	62

### BENCHES

PR-6064 .....	63
PR-6086 .....	63
PR-6107 .....	64

### CUSHIONS

PR-8001 .....	65
PR-8002 .....	65
PR-8003 .....	65
PR-8004 .....	66
PR-8005 .....	66

### ACCESSORIES

PR-7000 .....	67
PR-7001 .....	67
PR-7002 .....	67
PR-7003 .....	68
PR-7004 .....	68
PR-7005 .....	69
PR-7006 .....	69
PR-7007 .....	69
PR-7008 .....	69
PR-7009 .....	70

### ELECTRICAL OPTIONS

PR-90PP .....	71
PR-90PD .....	71
PR-90PU .....	71

For information concerning Condition of Sales, Warranty, Fabric, Finishes, etc., please download the *Conditions of Sales.pdf* on the Davis web site: [www.davisfurniture.com](http://www.davisfurniture.com)

## FEATURES

---

### **Construction**

Frame is constructed of 1/2" and 3/4" Baltic Birch plywood  
Leg and top frames are fitted together using stepped connection with wood glue

**Edge and leg thickness is 2 1/2"**

---

### **Glides**

Nylon adjustable glides are attached to steel brackets that are mechanically fastened to the table frame

---

### **Kick Plate**

Metal powder coated boot used on the bottom of the table legs to protect from everyday traffic that may lead to damage. See page 67-70 for pricing.

---

### **Power Data Unit**

Tables may be specified with a unit that has two power plugs **PR-90PP**, two power plugs and two RJ-45 Cat. 5, **PR-90PD**, or two power plugs and two charging USB **PR-90PU**. See page 71 for pricing.

Two outfeed cords are offered for these units:

**SP115-4** - 15A power plug 11.5' (3.5 meter) **\$101** list

**HWI-4** - Hardwire 11.5' (3.5 meter) **\$66** list

When two power units are placed on the top they will be 1/3 distance apart.

These tables cannot be retrofitted in the field. Electrical must be specified at time of order.

A button is pushed to flip unit around when electrical and data use is required.

---

### **Special Sizes**

Special sizes may be specified for the Prat Table

General parameters to follow are:

**Height** - not over 42" high

**Length** - no longer than 119" without T-leg

**Depth** - no deeper than 42" at this time. Minimum depth 24"

Please always contact the Factory with your request for Specials and discuss your needs. Quantities do make a difference in any special order.

---

### **Special Veneer**

Please contact Factory with this request

Not all materials are available in sizes needed for construction of tables

---

### **Surface Materials**

Laminates, solid surface acrylic (*only available in white*) or wood materials are applied to all sides of the legs and top

---

## ELECTRICAL OPTION



Electrical Detail Closed



Electrical Detail Open



Wire Management

---

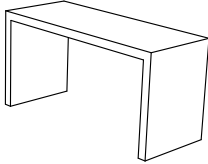
## KICK PLATE

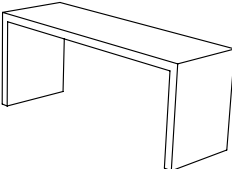


30" HIGH TABLES

PRAT Table Series

Example: item number **PR-3000** + wood suffix **-BB** = **PR-3000-BB**

Item	Description	Dimensions	inches						
			l	d	h				
PR-3000	59" x 24" x 30" Table	Overall	59	24	30				
									
<i>UNITS ARE SHIPPED AS ONE COMPLETE PIECE AND CANNOT BE DISASSEMBLED AT TIME OF DELIVERY</i>									
	List Price		-BB Beech	-MM Maple	-OA Oak	-WW Walnut	-ZZ Zebrano	-LAM Laminate	-AY Acrylic (white only)
			4040	4040	4040	4040	4040	4040	8085

Item	Description	Dimensions	inches						
			l	d	h				
PR-3001	72" x 24" x 30" Table	Overall	72	24	30				
									
<i>UNITS ARE SHIPPED AS ONE COMPLETE PIECE AND CANNOT BE DISASSEMBLED AT TIME OF DELIVERY</i>									
	List Price		-BB Beech	-MM Maple	-OA Oak	-WW Walnut	-ZZ Zebrano	-LAM Laminate	-AY Acrylic (white only)
			4224	4224	4224	4224	4224	4224	8511

**Required to Specify**

Table Finishes :	Beech	-BB	101 Natural Beech 102 Light Beech 103 Medium Beech 104 Dark Beech	Maple	-MM	201 Natural Maple 202 Light Maple	Oak	-OA	301 Natural Oak 302 Medium Oak 303 Grey Oak 304 Brown Oak
	Walnut	-WW	400 Light Walnut 401 Natural Walnut 402 Medium Walnut	Zebrano	-ZZ	501 Natural Zebrano 502 Dark Zebrano	Acrylic	-AY	White Only
	Laminate	-LAM	<b>Solid Color Top</b> LAM-Antique White LAM-Black LAM-Designer White LAM-Dove Grey LAM-Fashion Grey LAM-Khaki Brown LAM-Linen LAM-Shadow LAM-Steel LAM-Wallaby			<b>Pattern Laminates</b> LAM-Grey Mesh LAM-Pewter LAM-Steel Mesh			<b>Wood Grain Laminates</b> LAM-Fusion Maple LAM-Montana Walnut LAM-Monticello Maple LAM-River Cherry LAM-Wild Cherry

**Options** (specify only if preferred) - see page 71 for electrical schematics

Power Box Options:

- PR-90PP Electrification in table top / 2 power plugs – \$1033 - If **one** Power unit is ordered it will be placed in the middle of table top.
- PR-90PP Electrification in table top / 2 power plugs – \$1866 - If **two** Power units are ordered they will be placed 1/3 of the table length apart.
- PR-90PD Electrification in table top / 2 power / 2 RJ45 Cat.5 – \$1338 - If **one** Power unit is ordered it will be placed in the middle of table top.
- PR-90PD Electrification in table top / 2 power / 2 RJ45 Cat.5 – \$2480 - If **two** Power units are ordered they will be placed 1/3 of the table length apart.
- PR-90PU Electrification in table top / 2 power / 2 charging USB – \$1447 - If **one** Power unit is ordered it will be placed in the middle of table top.
- PR-90PU Electrification in table top / 2 power / 2 charging USB – \$2699 - If **two** Power units are ordered they will be placed 1/3 of the table length apart.

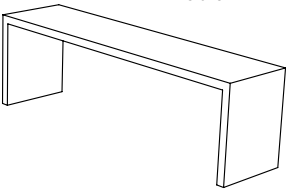
Infeed Options:

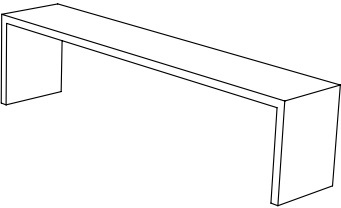
- SPH5-4 End power cord with plug – \$101 - 3.5 meter with 15A power plug
- HWI-4 End power cord for hardwire – \$66 - 3.5 meter for hardwire

30" HIGH TABLES

PRAT Table Series

Example: item number **PR-3002** + wood suffix **-BB** = **PR-3002-BB**

Item	Description	Dimensions	inches			List Price			
			l	d	h				
PR-3002	96" x 24" x 30" Table	Overall	96	24	30				
 <p>UNITS ARE SHIPPED AS ONE COMPLETE PIECE AND CANNOT BE DISASSEMBLED AT TIME OF DELIVERY</p>									
			-BB Beech	-MM Maple	-OA Oak	-WW Walnut	-ZZ Zebrano	-LAM Laminate	-AY Acrylic (white only)
			4676	4676	4676	4676	4676	4676	9385

Item	Description	Dimensions	inches			List Price			
			l	d	h				
PR-3003	119" x 24" x 30" Table	Overall	119	24	30				
 <p>UNITS ARE SHIPPED AS ONE COMPLETE PIECE AND CANNOT BE DISASSEMBLED AT TIME OF DELIVERY</p>									
			-BB Beech	-MM Maple	-OA Oak	-WW Walnut	-ZZ Zebrano	-LAM Laminate	-AY Acrylic (white only)
			5135	5135	5135	5135	5135	5135	10912

**Required to Specify**

Table Finishes :	Beech	-BB	101 Natural Beech 102 Light Beech 103 Medium Beech 104 Dark Beech	Maple	-MM	201 Natural Maple 202 Light Maple	Oak	-OA	301 Natural Oak 302 Medium Oak 303 Grey Oak 304 Brown Oak
	Walnut	-WW	400 Light Walnut 401 Natural Walnut 402 Medium Walnut	Zebrano	-ZZ	501 Natural Zebrano 502 Dark Zebrano	Acrylic	-AY	White Only
	Laminate	-LAM	<b>Solid Color Top</b> LAM-Antique White LAM-Black LAM-Designer White LAM-Dove Grey LAM-Fashion Grey LAM-Khaki Brown LAM-Linen LAM-Shadow LAM-Steel LAM-Wallaby			<b>Pattern Laminates</b> LAM-Grey Mesh LAM-Pewter LAM-Steel Mesh			<b>Wood Grain Laminates</b> LAM-Fusion Maple LAM-Montana Walnut LAM-Monticello Maple LAM-River Cherry LAM-Wild Cherry

**Options** (specify only if preferred) - see page 71 for electrical schematics

Power Box Options:

- PR-90PP Electrification in table top / 2 power plugs – \$1033 - If **one** Power unit is ordered it will be placed in the middle of table top.
- PR-90PP Electrification in table top / 2 power plugs – \$1866 - If **two** Power units are ordered they will be placed 1/3 of the table length apart.
- PR-90PD Electrification in table top / 2 power / 2 RJ45 Cat.5 – \$1338 - If **one** Power unit is ordered it will be placed in the middle of table top.
- PR-90PD Electrification in table top / 2 power / 2 RJ45 Cat.5 – \$2480 - If **two** Power units are ordered they will be placed 1/3 of the table length apart.
- PR-90PU Electrification in table top / 2 power / 2 charging USB – \$1447 - If **one** Power unit is ordered it will be placed in the middle of table top.
- PR-90PU Electrification in table top / 2 power / 2 charging USB – \$2699 - If **two** Power units are ordered they will be placed 1/3 of the table length apart.

Infeed Options:

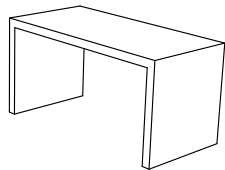
- SPI15-4 End power cord with plug – \$101 - 3.5 meter with 15A power plug
- HWI-4 End power cord for hardwire – \$66 - 3.5 meter for hardwire

30" HIGH TABLES

PRAT Table Series

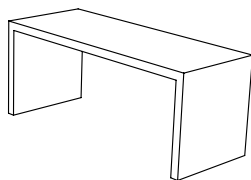
Example: item number **PR-3004** + wood suffix **-BB** = **PR-3004-BB**

Item	Description	Dimensions	inches			List Price							
			l	d	h		-BB	-MM	-OA	-WW	-ZZ	-LAM	-AY
PR-3004	59" x 29" x 30" Table	Overall	59	29	30		Beech	Maple	Oak	Walnut	Zebrano	Laminate	Acrylic (white only)
			<b>4514</b>	<b>4514</b>	<b>4514</b>							<b>4514</b>	<b>8436</b>



UNITS ARE SHIPPED AS ONE COMPLETE PIECE AND CANNOT BE DISASSEMBLED AT TIME OF DELIVERY

Item	Description	Dimensions	inches			List Price							
			l	d	h		-BB	-MM	-OA	-WW	-ZZ	-LAM	-AY
PR-3005	72" x 29" x 30" Table	Overall	72	29	30		Beech	Maple	Oak	Walnut	Zebrano	Laminate	Acrylic (white only)
			<b>4794</b>	<b>4794</b>	<b>4794</b>							<b>4794</b>	<b>9100</b>



UNITS ARE SHIPPED AS ONE COMPLETE PIECE AND CANNOT BE DISASSEMBLED AT TIME OF DELIVERY

**Required to Specify**

Table Finishes :	Beech	-BB	101 Natural Beech 102 Light Beech 103 Medium Beech 104 Dark Beech	Maple	-MM	201 Natural Maple 202 Light Maple	Oak	-OA	301 Natural Oak 302 Medium Oak 303 Grey Oak 304 Brown Oak
	Walnut	-WW	400 Light Walnut 401 Natural Walnut 402 Medium Walnut	Zebrano	-ZZ	501 Natural Zebrano 502 Dark Zebrano	Acrylic	-AY	White Only
	Laminate	-LAM	<b>Solid Color Top</b> LAM-Antique White LAM-Black LAM-Designer White LAM-Dove Grey LAM-Fashion Grey LAM-Khaki Brown LAM-Linen LAM-Shadow LAM-Steel LAM-Wallaby			<b>Pattern Laminates</b> LAM-Grey Mesh LAM-Pewter LAM-Steel Mesh			<b>Wood Grain Laminates</b> LAM-Fusion Maple LAM-Montana Walnut LAM-Monticello Maple LAM-River Cherry LAM-Wild Cherry

**Options** (specify only if preferred) - see page 71 for electrical schematics

Power Box Options:

- PR-90PP Electrification in table top / 2 power plugs – \$1033 - If one Power unit is ordered it will be placed in the middle of table top.
- PR-90PP Electrification in table top / 2 power plugs – \$1866 - If two Power units are ordered they will be placed 1/3 of the table length apart.
- PR-90PD Electrification in table top / 2 power / 2 RJ45 Cat.5 – \$1338 - If one Power unit is ordered it will be placed in the middle of table top.
- PR-90PD Electrification in table top / 2 power / 2 RJ45 Cat.5 – \$2480 - If two Power units are ordered they will be placed 1/3 of the table length apart.
- PR-90PU Electrification in table top / 2 power / 2 charging USB – \$1447 - If one Power unit is ordered it will be placed in the middle of table top.
- PR-90PU Electrification in table top / 2 power / 2 charging USB – \$2699 - If two Power units are ordered they will be placed 1/3 of the table length apart.

Infeed Options:

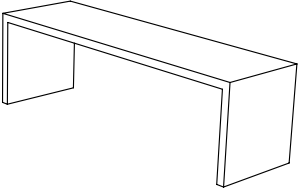
- SPI15-4 End power cord with plug – \$101 - 3.5 meter with 15A power plug
- HWI-4 End power cord for hardwire – \$66 - 3.5 meter for hardwire

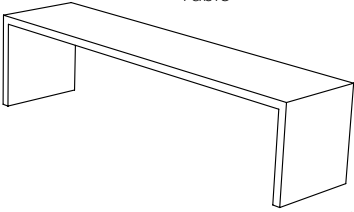


30" HIGH TABLES

PRAT Table Series

Example: item number **PR-3006** + wood suffix **-BB** = **PR-3006-BB**

Item	Description	Dimensions	inches						
			l	d	h				
PR-3006	96" x 29" x 30" Table	Overall	96	29	30				
 <p style="text-align: center;">UNITS ARE SHIPPED AS ONE COMPLETE PIECE AND CANNOT BE DISASSEMBLED AT TIME OF DELIVERY</p>									
	List Price		-BB Beech	-MM Maple	-OA Oak	-WW Walnut	-ZZ Zebrano	-LAM Laminate	-AY Acrylic (white only)
			5383	5383	5383	5383	5383	5383	9780

Item	Description	Dimensions	inches						
			l	d	h				
PR-3007	119" x 29" x 30" Table	Overall	119	29	30				
 <p style="text-align: center;">UNITS ARE SHIPPED AS ONE COMPLETE PIECE AND CANNOT BE DISASSEMBLED AT TIME OF DELIVERY</p>									
	List Price		-BB Beech	-MM Maple	-OA Oak	-WW Walnut	-ZZ Zebrano	-LAM Laminate	-AY Acrylic (white only)
			5883	5883	5883	5883	5883	5883	11496

**Required to Specify**

Table Finishes :	Beech	-BB	101 Natural Beech 102 Light Beech 103 Medium Beech 104 Dark Beech	Maple	-MM	201 Natural Maple 202 Light Maple	Oak	-OA	301 Natural Oak 302 Medium Oak 303 Grey Oak 304 Brown Oak
	Walnut	-WW	400 Light Walnut 401 Natural Walnut 402 Medium Walnut	Zebrano	-ZZ	501 Natural Zebrano 502 Dark Zebrano	Acrylic	-AY	White Only
	Laminate	-LAM	<b>Solid Color Top</b> LAM-Antique White LAM-Black LAM-Designer White LAM-Dove Grey LAM-Fashion Grey LAM-Khaki Brown LAM-Linen LAM-Shadow LAM-Steel LAM-Wallaby			<b>Pattern Laminates</b> LAM-Grey Mesh LAM-Pewter LAM-Steel Mesh			<b>Wood Grain Laminates</b> LAM-Fusion Maple LAM-Montana Walnut LAM-Monticello Maple LAM-River Cherry LAM-Wild Cherry

**Options** (specify only if preferred) - see page 71 for electrical schematics

Power Box Options:

- PR-90PP Electrification in table top / 2 power plugs – \$1033 - If **one** Power unit is ordered it will be placed in the middle of table top.
- PR-90PP Electrification in table top / 2 power plugs – \$1866 - If **two** Power units are ordered they will be placed 1/3 of the table length apart.
- PR-90PD Electrification in table top / 2 power / 2 RJ45 Cat.5 – \$1338 - If **one** Power unit is ordered it will be placed in the middle of table top.
- PR-90PD Electrification in table top / 2 power / 2 RJ45 Cat.5 – \$2480 - If **two** Power units are ordered they will be placed 1/3 of the table length apart.
- PR-90PU Electrification in table top / 2 power / 2 charging USB – \$1447 - If **one** Power unit is ordered it will be placed in the middle of table top.
- PR-90PU Electrification in table top / 2 power / 2 charging USB – \$2699 - If **two** Power units are ordered they will be placed 1/3 of the table length apart.

Infeed Options:

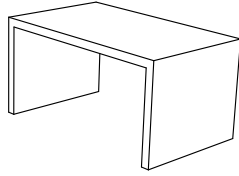
- SPI15-4 End power cord with plug – \$101 - 3.5 meter with 15A power plug
- HWI-4 End power cord for hardwire – \$66 - 3.5 meter for hardwire

30" HIGH TABLES

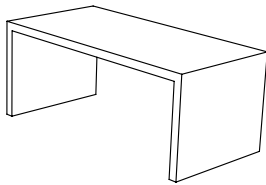
PRAT Table Series

Example: item number **PR-3008** + wood suffix **-BB** = **PR-3008-BB**

Item	Description	Dimensions	inches			List Price			
			l	d	h				
PR-3008	59" x 36" x 30" Table	Overall	59	36	30				
<i>UNITS ARE SHIPPED AS ONE COMPLETE PIECE AND CANNOT BE DISASSEMBLED AT TIME OF DELIVERY</i>									
			<b>-BB</b> Beech	<b>-MM</b> Maple	<b>-OA</b> Oak	<b>-WW</b> Walnut	<b>-ZZ</b> Zebrano	<b>-LAM</b> Laminate	<b>-AY</b> Acrylic (white only)
			<b>5061</b>	<b>5061</b>	<b>5061</b>	<b>5061</b>	<b>5061</b>	<b>5061</b>	<b>9281</b>



Item	Description	Dimensions	inches			List Price			
			l	d	h				
PR-3009	72" x 36" x 30" Table	Overall	72	36	30				
<i>UNITS ARE SHIPPED AS ONE COMPLETE PIECE AND CANNOT BE DISASSEMBLED AT TIME OF DELIVERY</i>									
			<b>-BB</b> Beech	<b>-MM</b> Maple	<b>-OA</b> Oak	<b>-WW</b> Walnut	<b>-ZZ</b> Zebrano	<b>-LAM</b> Laminate	<b>-AY</b> Acrylic (white only)
			<b>5462</b>	<b>5462</b>	<b>5462</b>	<b>5462</b>	<b>5462</b>	<b>5462</b>	<b>10045</b>



**Required to Specify**

Table Finishes :	Beech	<b>-BB</b>	101 Natural Beech 102 Light Beech 103 Medium Beech 104 Dark Beech	Maple	<b>-MM</b>	201 Natural Maple 202 Light Maple	Oak	<b>-OA</b>	301 Natural Oak 302 Medium Oak 303 Grey Oak 304 Brown Oak
	Walnut	<b>-WW</b>	400 Light Walnut 401 Natural Walnut 402 Medium Walnut	Zebrano	<b>-ZZ</b>	501 Natural Zebrano 502 Dark Zebrano	Acrylic	<b>-AY</b>	White Only
	Laminate	<b>-LAM</b>	<b>Solid Color Top</b> LAM-Antique White LAM-Black LAM-Designer White LAM-Dove Grey LAM-Fashion Grey LAM-Khaki Brown LAM-Linen LAM-Shadow LAM-Steel LAM-Wallaby			<b>Pattern Laminates</b> LAM-Grey Mesh LAM-Pewter LAM-Steel Mesh			<b>Wood Grain Laminates</b> LAM-Fusion Maple LAM-Montana Walnut LAM-Monticello Maple LAM-River Cherry LAM-Wild Cherry

**Options** (specify only if preferred) - see page 71 for electrical schematics

**Power Box Options:**

- PR-90PP Electrification in table top / 2 power plugs – \$1033 - If one Power unit is ordered it will be placed in the middle of table top.
- PR-90PP Electrification in table top / 2 power plugs – \$1866 - If two Power units are ordered they will be placed 1/3 of the table length apart.
- PR-90PD Electrification in table top / 2 power / 2 RJ45 Cat.5 – \$1338 - If one Power unit is ordered it will be placed in the middle of table top.
- PR-90PD Electrification in table top / 2 power / 2 RJ45 Cat.5 – \$2480 - If two Power units are ordered they will be placed 1/3 of the table length apart.
- PR-90PU Electrification in table top / 2 power / 2 charging USB – \$1447 - If one Power unit is ordered it will be placed in the middle of table top.
- PR-90PU Electrification in table top / 2 power / 2 charging USB – \$2699 - If two Power units are ordered they will be placed 1/3 of the table length apart.

**Infeed Options:**

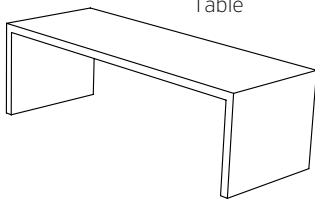
- SPI15-4 End power cord with plug – \$101 - 3.5 meter with 15A power plug
- HWI-4 End power cord for hardwire – \$66 - 3.5 meter for hardwire

30" HIGH TABLES

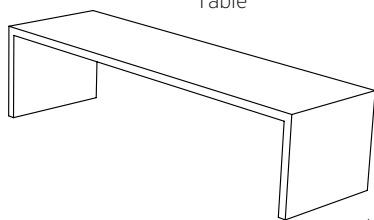
PRAT Table Series

Example: item number **PR-3010** + wood suffix **-BB** = **PR-3010-BB**

Item	Description	Dimensions	inches			List Price							
			l	d	h		-BB	-MM	-OA	-WW	-ZZ	-LAM	-AY
PR-3010	96" x 36" x 30" Table	Overall	96	36	30		Beech	Maple	Oak	Walnut	Zebrano	Laminate	Acrylic (white only)
<i>UNITS ARE SHIPPED AS ONE COMPLETE PIECE AND CANNOT BE DISASSEMBLED AT TIME OF DELIVERY</i>													
						<b>6174</b>	<b>6174</b>	<b>6174</b>	<b>6174</b>	<b>6174</b>	<b>6174</b>	<b>6174</b>	<b>11315</b>



Item	Description	Dimensions	inches			List Price							
			l	d	h		-BB	-MM	-OA	-WW	-ZZ	-LAM	-AY
PR-3011	119" x 36" x 30" Table	Overall	119	36	30		Beech	Maple	Oak	Walnut	Zebrano	Laminate	Acrylic (white only)
<i>UNITS ARE SHIPPED AS ONE COMPLETE PIECE AND CANNOT BE DISASSEMBLED AT TIME OF DELIVERY</i>													
						<b>6758</b>	<b>6758</b>	<b>6758</b>	<b>6758</b>	<b>6758</b>	<b>6758</b>	<b>6758</b>	<b>12552</b>



**Required to Specify**

Table Finishes :	Beech	-BB	101 Natural Beech 102 Light Beech 103 Medium Beech 104 Dark Beech	Maple	-MM	201 Natural Maple 202 Light Maple	Oak	-OA	301 Natural Oak 302 Medium Oak 303 Grey Oak 304 Brown Oak
	Walnut	-WW	400 Light Walnut 401 Natural Walnut 402 Medium Walnut	Zebrano	-ZZ	501 Natural Zebrano 502 Dark Zebrano	Acrylic	-AY	White Only
	Laminate	-LAM	<b>Solid Color Top</b> LAM-Antique White LAM-Black LAM-Designer White LAM-Dove Grey LAM-Fashion Grey LAM-Khaki Brown LAM-Linen LAM-Shadow LAM-Steel LAM-Wallaby			<b>Pattern Laminates</b> LAM-Grey Mesh LAM-Pewter LAM-Steel Mesh			<b>Wood Grain Laminates</b> LAM-Fusion Maple LAM-Montana Walnut LAM-Monticello Maple LAM-River Cherry LAM-Wild Cherry

**Options** (specify only if preferred) - see page 71 for electrical schematics

Power Box Options:

- PR-90PP Electrification in table top / 2 power plugs – \$1033 - If **one** Power unit is ordered it will be placed in the middle of table top.
- PR-90PP Electrification in table top / 2 power plugs – \$1866 - If **two** Power units are ordered they will be placed 1/3 of the table length apart.
- PR-90PD Electrification in table top / 2 power / 2 RJ45 Cat.5 – \$1338 - If **one** Power unit is ordered it will be placed in the middle of table top.
- PR-90PD Electrification in table top / 2 power / 2 RJ45 Cat.5 – \$2480 - If **two** Power units are ordered they will be placed 1/3 of the table length apart.
- PR-90PU Electrification in table top / 2 power / 2 charging USB – \$1447 - If **one** Power unit is ordered it will be placed in the middle of table top.
- PR-90PU Electrification in table top / 2 power / 2 charging USB – \$2699 - If **two** Power units are ordered they will be placed 1/3 of the table length apart.

Infeed Options:

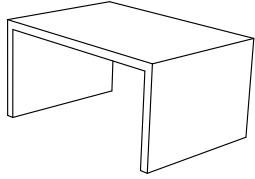
- SPI15-4 End power cord with plug – \$101 - 3.5 meter with 15A power plug
- HWI-4 End power cord for hardwire – \$66 - 3.5 meter for hardwire

30" HIGH TABLES

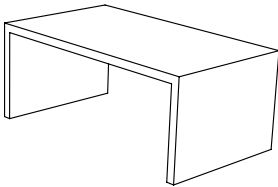
PRAT Table Series

Example: item number **PR-3012** + wood suffix **-BB** = **PR-3012-BB**

Item	Description	Dimensions	inches			List Price			
			l	d	h				
PR-3012	59" x 42" x 30" Table	Overall	59	42	30				
<i>UNITS ARE SHIPPED AS ONE COMPLETE PIECE AND CANNOT BE DISASSEMBLED AT TIME OF DELIVERY</i>									
			-BB Beech	-MM Maple	-OA Oak	-WW Walnut	-ZZ Zebrano	-LAM Laminate	-AY Acrylic (white only)
			5517	5517	5517	5517	5517	5517	10127



Item	Description	Dimensions	inches			List Price			
			l	d	h				
PR-3013	72" x 42" x 30" Table	Overall	72	42	30				
<i>UNITS ARE SHIPPED AS ONE COMPLETE PIECE AND CANNOT BE DISASSEMBLED AT TIME OF DELIVERY</i>									
			-BB Beech	-MM Maple	-OA Oak	-WW Walnut	-ZZ Zebrano	-LAM Laminate	-AY Acrylic (white only)
			5996	5996	5996	5996	5996	5996	10988



**Required to Specify**

Table Finishes :	Beech	-BB	101 Natural Beech 102 Light Beech 103 Medium Beech 104 Dark Beech	Maple	-MM	201 Natural Maple 202 Light Maple	Oak	-OA	301 Natural Oak 302 Medium Oak 303 Grey Oak 304 Brown Oak
	Walnut	-WW	400 Light Walnut 401 Natural Walnut 402 Medium Walnut	Zebrano	-ZZ	501 Natural Zebrano 502 Dark Zebrano	Acrylic	-AY	White Only
	Laminate	-LAM	<b>Solid Color Top</b> LAM-Antique White LAM-Black LAM-Designer White LAM-Dove Grey LAM-Fashion Grey LAM-Khaki Brown LAM-Linen LAM-Shadow LAM-Steel LAM-Wallaby			<b>Pattern Laminates</b> LAM-Grey Mesh LAM-Pewter LAM-Steel Mesh			<b>Wood Grain Laminates</b> LAM-Fusion Maple LAM-Montana Walnut LAM-Monticello Maple LAM-River Cherry LAM-Wild Cherry

**Options** (specify only if preferred) - see page 71 for electrical schematics

Power Box Options:

- PR-90PP Electrification in table top / 2 power plugs – \$1033 - If **one** Power unit is ordered it will be placed in the middle of table top.
- PR-90PP Electrification in table top / 2 power plugs – \$1866 - If **two** Power units are ordered they will be placed 1/3 of the table length apart.
- PR-90PD Electrification in table top / 2 power / 2 RJ45 Cat.5 – \$1338 - If **one** Power unit is ordered it will be placed in the middle of table top.
- PR-90PD Electrification in table top / 2 power / 2 RJ45 Cat.5 – \$2480 - If **two** Power units are ordered they will be placed 1/3 of the table length apart.
- PR-90PU Electrification in table top / 2 power / 2 charging USB – \$1447 - If **one** Power unit is ordered it will be placed in the middle of table top.
- PR-90PU Electrification in table top / 2 power / 2 charging USB – \$2699 - If **two** Power units are ordered they will be placed 1/3 of the table length apart.


Infeed Options:

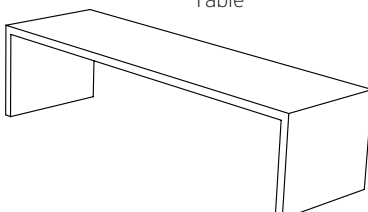
- SPI15-4 End power cord with plug – \$101 - 3.5 meter with 15A power plug
- HWI-4 End power cord for hardwire – \$66 - 3.5 meter for hardwire

30" HIGH TABLES

PRAT Table Series

Example: item number **PR-3014** + wood suffix **-BB** = **PR-3014-BB**

Item	Description	Dimensions	inches											
			l	d	h									
PR-3014	96" x 42" x 30" Table	Overall	96	42	30									
 <p style="text-align: center;">UNITS ARE SHIPPED AS ONE COMPLETE PIECE AND CANNOT BE DISASSEMBLED AT TIME OF DELIVERY</p>														
		List Price				-BB Beech	-MM Maple	-OA Oak	-WW Walnut	-ZZ Zebrano	-LAM Laminate		-AY Acrylic (white only)	
			6749	6749	6749	6749	6749	6749	6749	6749	6749		12848	

Item	Description	Dimensions	inches										
			l	d	h								
PR-3015	119" x 42" x 30" Table	Overall	119	42	30								
 <p style="text-align: center;">UNITS ARE SHIPPED AS ONE COMPLETE PIECE AND CANNOT BE DISASSEMBLED AT TIME OF DELIVERY</p>													
		List Price				-BB Beech	-MM Maple	-OA Oak	-WW Walnut	-ZZ Zebrano	-LAM Laminate		-AY Acrylic (white only)
			7416	7416	7416	7416	7416	7416	7416	7416	7416		13607

**Required to Specify**

Table Finishes :	Beech	-BB	101 Natural Beech 102 Light Beech 103 Medium Beech 104 Dark Beech	Maple	-MM	201 Natural Maple 202 Light Maple	Oak	-OA	301 Natural Oak 302 Medium Oak 303 Grey Oak 304 Brown Oak
	Walnut	-WW	400 Light Walnut 401 Natural Walnut 402 Medium Walnut	Zebrano	-ZZ	501 Natural Zebrano 502 Dark Zebrano	Acrylic	-AY	White Only
	Laminate	-LAM	<b>Solid Color Top</b> LAM-Antique White LAM-Black LAM-Designer White LAM-Dove Grey LAM-Fashion Grey LAM-Khaki Brown LAM-Linen LAM-Shadow LAM-Steel LAM-Wallaby			<b>Pattern Laminates</b> LAM-Grey Mesh LAM-Pewter LAM-Steel Mesh			<b>Wood Grain Laminates</b> LAM-Fusion Maple LAM-Montana Walnut LAM-Monticello Maple LAM-River Cherry LAM-Wild Cherry

**Options** (specify only if preferred) - see page 71 for electrical schematics

Power Box Options:

- PR-90PP Electrification in table top / 2 power plugs – \$1033 - If **one** Power unit is ordered it will be placed in the middle of table top.
- PR-90PP Electrification in table top / 2 power plugs – \$1866 - If **two** Power units are ordered they will be placed 1/3 of the table length apart.
- PR-90PD Electrification in table top / 2 power / 2 RJ45 Cat.5 – \$1338 - If **one** Power unit is ordered it will be placed in the middle of table top.
- PR-90PD Electrification in table top / 2 power / 2 RJ45 Cat.5 – \$2480 - If **two** Power units are ordered they will be placed 1/3 of the table length apart.
- PR-90PU Electrification in table top / 2 power / 2 charging USB – \$1447 - If **one** Power unit is ordered it will be placed in the middle of table top.
- PR-90PU Electrification in table top / 2 power / 2 charging USB – \$2699 - If **two** Power units are ordered they will be placed 1/3 of the table length apart.

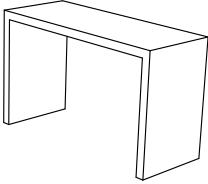
Infeed Options:

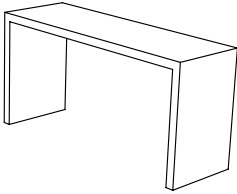
- SPI15-4 End power cord with plug – \$101 - 3.5 meter with 15A power plug
- HWI-4 End power cord for hardwire – \$66 - 3.5 meter for hardwire

36" HIGH TABLES

PRAT Table Series

Example: item number **PR-3600** + wood suffix **-BB** = **PR-3600-BB**

Item	Description	Dimensions	inches											
			l	d	h									
PR-3600	59" x 24" x 36" Table	Overall	59	24	36									
														
<i>UNITS ARE SHIPPED AS ONE COMPLETE PIECE AND CANNOT BE DISASSEMBLED AT TIME OF DELIVERY</i>														
						<b>-BB</b>	<b>-MM</b>	<b>-OA</b>	<b>-WW</b>	<b>-ZZ</b>	<b>-LAM</b>	<b>-AY</b>		
						Beech	Maple	Oak	Walnut	Zebrano	Laminate	Acrylic		
		List Price											(white only)	
			<b>4290</b>	<b>4290</b>	<b>4290</b>	<b>4290</b>	<b>4290</b>	<b>4290</b>	<b>4290</b>	<b>4290</b>	<b>4290</b>	<b>8954</b>		

Item	Description	Dimensions	inches											
			l	d	h									
PR-3601	72" x 24" x 36" Table	Overall	72	24	36									
														
<i>UNITS ARE SHIPPED AS ONE COMPLETE PIECE AND CANNOT BE DISASSEMBLED AT TIME OF DELIVERY</i>														
						<b>-BB</b>	<b>-MM</b>	<b>-OA</b>	<b>-WW</b>	<b>-ZZ</b>	<b>-LAM</b>	<b>-AY</b>		
						Beech	Maple	Oak	Walnut	Zebrano	Laminate	Acrylic		
		List Price											(white only)	
			<b>4468</b>	<b>4468</b>	<b>4468</b>	<b>4468</b>	<b>4468</b>	<b>4468</b>	<b>4468</b>	<b>4468</b>	<b>4468</b>	<b>9664</b>		

**Required to Specify**

Table Finishes :	Beech	<b>-BB</b>	101 Natural Beech 102 Light Beech 103 Medium Beech 104 Dark Beech	Maple	<b>-MM</b>	201 Natural Maple 202 Light Maple	Oak	<b>-OA</b>	301 Natural Oak 302 Medium Oak 303 Grey Oak 304 Brown Oak
	Walnut	<b>-WW</b>	400 Light Walnut 401 Natural Walnut 402 Medium Walnut	Zebrano	<b>-ZZ</b>	501 Natural Zebrano 502 Dark Zebrano	Acrylic	<b>-AY</b>	White Only
	Laminate	<b>-LAM</b>	<b>Solid Color Top</b> LAM-Antique White LAM-Black LAM-Designer White LAM-Dove Grey LAM-Fashion Grey LAM-Khaki Brown LAM-Linen LAM-Shadow LAM-Steel LAM-Wallaby			<b>Pattern Laminates</b> LAM-Grey Mesh LAM-Pewter LAM-Steel Mesh			<b>Wood Grain Laminates</b> LAM-Fusion Maple LAM-Montana Walnut LAM-Monticello Maple LAM-River Cherry LAM-Wild Cherry

**Options** (specify only if preferred) - see page 71 for electrical schematics

**Power Box Options:**

- PR-90PP Electrification in table top / 2 power plugs – \$1033 - If **one** Power unit is ordered it will be placed in the middle of table top.
- PR-90PP Electrification in table top / 2 power plugs – \$1866 - If **two** Power units are ordered they will be placed 1/3 of the table length apart.
- PR-90PD Electrification in table top / 2 power / 2 RJ45 Cat.5 – \$1338 - If **one** Power unit is ordered it will be placed in the middle of table top.
- PR-90PD Electrification in table top / 2 power / 2 RJ45 Cat.5 – \$2480 - If **two** Power units are ordered they will be placed 1/3 of the table length apart.
- PR-90PU Electrification in table top / 2 power / 2 charging USB – \$1447 - If **one** Power unit is ordered it will be placed in the middle of table top.
- PR-90PU Electrification in table top / 2 power / 2 charging USB – \$2699 - If **two** Power units are ordered they will be placed 1/3 of the table length apart.

**Infeed Options:**

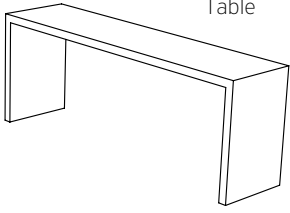
- SPI15-4 End power cord with plug – \$101 - 3.5 meter with 15A power plug
- HWI-4 End power cord for hardwire – \$66 - 3.5 meter for hardwire

36" HIGH TABLES

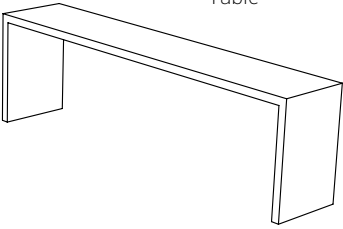
PRAT Table Series

Example: item number **PR-3602** + wood suffix **-BB** = **PR-3602-BB**

Item	Description	Dimensions	inches			List Price							
			l	d	h		-BB	-MM	-OA	-WW	-ZZ	-LAM	-AY
PR-3602	96" x 24" x 36" Table	Overall	96	24	36		Beech	Maple	Oak	Walnut	Zebrano	Laminate	Acrylic (white only)
<i>UNITS ARE SHIPPED AS ONE COMPLETE PIECE AND CANNOT BE DISASSEMBLED AT TIME OF DELIVERY</i>													
			<b>4922</b>	<b>4922</b>	<b>4922</b>	<b>4922</b>	<b>4922</b>	<b>4922</b>	<b>4922</b>	<b>4922</b>	<b>4922</b>	<b>10158</b>	



Item	Description	Dimensions	inches			List Price							
			l	d	h		-BB	-MM	-OA	-WW	-ZZ	-LAM	-AY
PR-3603	119" x 24" x 36" Table	Overall	119	24	36		Beech	Maple	Oak	Walnut	Zebrano	Laminate	Acrylic (white only)
<i>UNITS ARE SHIPPED AS ONE COMPLETE PIECE AND CANNOT BE DISASSEMBLED AT TIME OF DELIVERY</i>													
			<b>5380</b>	<b>5380</b>	<b>5380</b>	<b>5380</b>	<b>5380</b>	<b>5380</b>	<b>5380</b>	<b>5380</b>	<b>5380</b>	<b>11821</b>	



**Required to Specify**

Table Finishes :	Beech	<b>-BB</b>	101 Natural Beech 102 Light Beech 103 Medium Beech 104 Dark Beech	Maple	<b>-MM</b>	201 Natural Maple 202 Light Maple	Oak	<b>-OA</b>	301 Natural Oak 302 Medium Oak 303 Grey Oak 304 Brown Oak
	Walnut	<b>-WW</b>	400 Light Walnut 401 Natural Walnut 402 Medium Walnut	Zebrano	<b>-ZZ</b>	501 Natural Zebrano 502 Dark Zebrano	Acrylic	<b>-AY</b>	White Only
	Laminate	<b>-LAM</b>	<b>Solid Color Top</b> LAM-Antique White LAM-Black LAM-Designer White LAM-Dove Grey LAM-Fashion Grey LAM-Khaki Brown LAM-Linen LAM-Shadow LAM-Steel LAM-Wallaby			<b>Pattern Laminates</b> LAM-Grey Mesh LAM-Pewter LAM-Steel Mesh			<b>Wood Grain Laminates</b> LAM-Fusion Maple LAM-Montana Walnut LAM-Monticello Maple LAM-River Cherry LAM-Wild Cherry

**Options** (specify only if preferred) - see page 71 for electrical schematics

Power Box Options:

- PR-90PP Electrification in table top / 2 power plugs – \$1033 - If **one** Power unit is ordered it will be placed in the middle of table top.
- PR-90PP Electrification in table top / 2 power plugs – \$1866 - If **two** Power units are ordered they will be placed 1/3 of the table length apart.
- PR-90PD Electrification in table top / 2 power / 2 RJ45 Cat.5 – \$1338 - If **one** Power unit is ordered it will be placed in the middle of table top.
- PR-90PD Electrification in table top / 2 power / 2 RJ45 Cat.5 – \$2480 - If **two** Power units are ordered they will be placed 1/3 of the table length apart.
- PR-90PU Electrification in table top / 2 power / 2 charging USB – \$1447 - If **one** Power unit is ordered it will be placed in the middle of table top.
- PR-90PU Electrification in table top / 2 power / 2 charging USB – \$2699 - If **two** Power units are ordered they will be placed 1/3 of the table length apart.

Infeed Options:

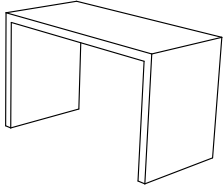
- SPI15-4 End power cord with plug – \$101 - 3.5 meter with 15A power plug
- HWI-4 End power cord for hardwire – \$66 - 3.5 meter for hardwire

36" HIGH TABLES

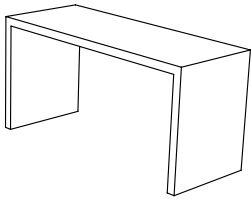
PRAT Table Series

Example: item number **PR-3604** + wood suffix **-BB** = **PR-3604-BB**

Item	Description	Dimensions	inches											
			l	d	h									
PR-3604	59" x 29" x 36" Table	Overall	59	29	36									
<i>UNITS ARE SHIPPED AS ONE COMPLETE PIECE AND CANNOT BE DISASSEMBLED AT TIME OF DELIVERY</i>														
			-BB Beech	-MM Maple	-OA Oak	-WW Walnut	-ZZ Zebrano	-LAM Laminate				-AY Acrylic (white only)		
	List Price		4790	4790	4790	4790	4790	4790	4790			9330		



Item	Description	Dimensions	inches											
			l	d	h									
PR-3605	72" x 29" x 36" Table	Overall	72	29	36									
<i>UNITS ARE SHIPPED AS ONE COMPLETE PIECE AND CANNOT BE DISASSEMBLED AT TIME OF DELIVERY</i>														
			-BB Beech	-MM Maple	-OA Oak	-WW Walnut	-ZZ Zebrano	-LAM Laminate				-AY Acrylic (white only)		
	List Price		5074	5074	5074	5074	5074	5074	5074			10052		



**Required to Specify**

Table Finishes :	Beech	-BB	101 Natural Beech 102 Light Beech 103 Medium Beech 104 Dark Beech	Maple	-MM	201 Natural Maple 202 Light Maple	Oak	-OA	301 Natural Oak 302 Medium Oak 303 Grey Oak 304 Brown Oak
	Walnut	-WW	400 Light Walnut 401 Natural Walnut 402 Medium Walnut	Zebrano	-ZZ	501 Natural Zebrano 502 Dark Zebrano	Acrylic	-AY	White Only
	Laminate	-LAM	<b>Solid Color Top</b> LAM-Antique White LAM-Black LAM-Designer White LAM-Dove Grey LAM-Fashion Grey LAM-Khaki Brown LAM-Linen LAM-Shadow LAM-Steel LAM-Wallaby			<b>Pattern Laminates</b> LAM-Grey Mesh LAM-Pewter LAM-Steel Mesh			<b>Wood Grain Laminates</b> LAM-Fusion Maple LAM-Montana Walnut LAM-Monticello Maple LAM-River Cherry LAM-Wild Cherry

**Options** (specify only if preferred) - see page 71 for electrical schematics

**Power Box Options:**

- PR-90PP Electrification in table top / 2 power plugs – \$1033 - If **one** Power unit is ordered it will be placed in the middle of table top.
- PR-90PP Electrification in table top / 2 power plugs – \$1866 - If **two** Power units are ordered they will be placed 1/3 of the table length apart.
- PR-90PD Electrification in table top / 2 power / 2 RJ45 Cat.5 – \$1338 - If **one** Power unit is ordered it will be placed in the middle of table top.
- PR-90PD Electrification in table top / 2 power / 2 RJ45 Cat.5 – \$2480 - If **two** Power units are ordered they will be placed 1/3 of the table length apart.
- PR-90PU Electrification in table top / 2 power / 2 charging USB – \$1447 - If **one** Power unit is ordered it will be placed in the middle of table top.
- PR-90PU Electrification in table top / 2 power / 2 charging USB – \$2699 - If **two** Power units are ordered they will be placed 1/3 of the table length apart.

**Infeed Options:**

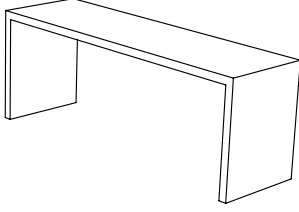
- SPI15-4 End power cord with plug – \$101 - 3.5 meter with 15A power plug
- HWI-4 End power cord for hardwire – \$66 - 3.5 meter for hardwire

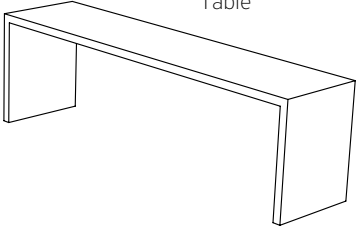


36" HIGH TABLES

PRAT Table Series

Example: item number **PR-3606** + wood suffix **-BB** = **PR-3606-BB**

Item	Description	Dimensions	inches						
			l	d	h				
PR-3606	96" x 29" x 36" Table	Overall	96	29	36				
 <p style="text-align: center;"><i>UNITS ARE SHIPPED AS ONE COMPLETE PIECE AND CANNOT BE DISASSEMBLED AT TIME OF DELIVERY</i></p>									
	List Price		-BB Beech	-MM Maple	-OA Oak	-WW Walnut	-ZZ Zebrano	-LAM Laminate	-AY Acrylic (white only)
			5654	5654	5654	5654	5654	5654	10643

Item	Description	Dimensions	inches						
			l	d	h				
PR-3607	119" x 29" x 36" Table	Overall	119	29	36				
 <p style="text-align: center;"><i>UNITS ARE SHIPPED AS ONE COMPLETE PIECE AND CANNOT BE DISASSEMBLED AT TIME OF DELIVERY</i></p>									
	List Price		-BB Beech	-MM Maple	-OA Oak	-WW Walnut	-ZZ Zebrano	-LAM Laminate	-AY Acrylic (white only)
			6253	6253	6253	6253	6253	6253	12465

**Required to Specify**

Table Finishes :	Beech	-BB	101 Natural Beech 102 Light Beech 103 Medium Beech 104 Dark Beech	Maple	-MM	201 Natural Maple 202 Light Maple	Oak	-OA	301 Natural Oak 302 Medium Oak 303 Grey Oak 304 Brown Oak
	Walnut	-WW	400 Light Walnut 401 Natural Walnut 402 Medium Walnut	Zebrano	-ZZ	501 Natural Zebrano 502 Dark Zebrano	Acrylic	-AY	White Only
	Laminate	-LAM	<b>Solid Color Top</b> LAM-Antique White LAM-Black LAM-Designer White LAM-Dove Grey LAM-Fashion Grey LAM-Khaki Brown LAM-Linen LAM-Shadow LAM-Steel LAM-Wallaby			<b>Pattern Laminates</b> LAM-Grey Mesh LAM-Pewter LAM-Steel Mesh			<b>Wood Grain Laminates</b> LAM-Fusion Maple LAM-Montana Walnut LAM-Monticello Maple LAM-River Cherry LAM-Wild Cherry

**Options** (specify only if preferred) - see page 71 for electrical schematics

Power Box Options:

- PR-90PP Electrification in table top / 2 power plugs – \$1033 - If **one** Power unit is ordered it will be placed in the middle of table top.
- PR-90PP Electrification in table top / 2 power plugs – \$1866 - If **two** Power units are ordered they will be placed 1/3 of the table length apart.
- PR-90PD Electrification in table top / 2 power / 2 RJ45 Cat.5 – \$1338 - If **one** Power unit is ordered it will be placed in the middle of table top.
- PR-90PD Electrification in table top / 2 power / 2 RJ45 Cat.5 – \$2480 - If **two** Power units are ordered they will be placed 1/3 of the table length apart.
- PR-90PU Electrification in table top / 2 power / 2 charging USB – \$1447 - If **one** Power unit is ordered it will be placed in the middle of table top.
- PR-90PU Electrification in table top / 2 power / 2 charging USB – \$2699 - If **two** Power units are ordered they will be placed 1/3 of the table length apart.

Infeed Options:

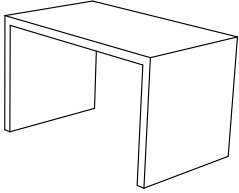
- SPI15-4 End power cord with plug – \$101 - 3.5 meter with 15A power plug
- HWI-4 End power cord for hardwire – \$66 - 3.5 meter for hardwire

36" HIGH TABLES

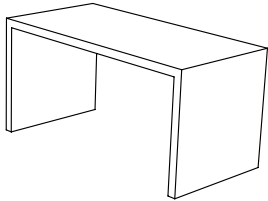
PRAT Table Series

Example: item number **PR-3608** + wood suffix **-BB** = **PR-3608-BB**

Item	Description	Dimensions	inches											
			l	d	h									
PR-3608	59" x 36" x 36" Table	Overall	59	36	36									
<i>UNITS ARE SHIPPED AS ONE COMPLETE PIECE AND CANNOT BE DISASSEMBLED AT TIME OF DELIVERY</i>														
						-BB	-MM	-OA	-WW	-ZZ	-LAM		-AY	
						Beech	Maple	Oak	Walnut	Zebrano	Laminate		Acrylic	
		List Price											(white only)	
			5373	5373	5373	5373	5373	5373	5373	5373	5373		10233	



Item	Description	Dimensions	inches										
			l	d	h								
PR-3609	72" x 36" x 36" Table	Overall	72	36	36								
<i>UNITS ARE SHIPPED AS ONE COMPLETE PIECE AND CANNOT BE DISASSEMBLED AT TIME OF DELIVERY</i>													
						-BB	-MM	-OA	-WW	-ZZ	-LAM		-AY
						Beech	Maple	Oak	Walnut	Zebrano	Laminate		Acrylic
		List Price											(white only)
			5810	5810	5810	5810	5810	5810	5810	5810	5810		11163



**Required to Specify**

Table Finishes :	Beech	-BB	101 Natural Beech 102 Light Beech 103 Medium Beech 104 Dark Beech	Maple	-MM	201 Natural Maple 202 Light Maple	Oak	-OA	301 Natural Oak 302 Medium Oak 303 Grey Oak 304 Brown Oak
	Walnut	-WW	400 Light Walnut 401 Natural Walnut 402 Medium Walnut	Zebrano	-ZZ	501 Natural Zebrano 502 Dark Zebrano	Acrylic	-AY	White Only
	Laminate	-LAM	<b>Solid Color Top</b> LAM-Antique White LAM-Black LAM-Designer White LAM-Dove Grey LAM-Fashion Grey LAM-Khaki Brown LAM-Linen LAM-Shadow LAM-Steel LAM-Wallaby			<b>Pattern Laminates</b> LAM-Grey Mesh LAM-Pewter LAM-Steel Mesh			<b>Wood Grain Laminates</b> LAM-Fusion Maple LAM-Montana Walnut LAM-Monticello Maple LAM-River Cherry LAM-Wild Cherry

**Options** (specify only if preferred) - see page 71 for electrical schematics

Power Box Options:

- PR-90PP Electrification in table top / 2 power plugs – \$1033 - If **one** Power unit is ordered it will be placed in the middle of table top.
- PR-90PP Electrification in table top / 2 power plugs – \$1866 - If **two** Power units are ordered they will be placed 1/3 of the table length apart.
- PR-90PD Electrification in table top / 2 power / 2 RJ45 Cat.5 – \$1338 - If **one** Power unit is ordered it will be placed in the middle of table top.
- PR-90PD Electrification in table top / 2 power / 2 RJ45 Cat.5 – \$2480 - If **two** Power units are ordered they will be placed 1/3 of the table length apart.
- PR-90PU Electrification in table top / 2 power / 2 charging USB – \$1447 - If **one** Power unit is ordered it will be placed in the middle of table top.
- PR-90PU Electrification in table top / 2 power / 2 charging USB – \$2699 - If **two** Power units are ordered they will be placed 1/3 of the table length apart.

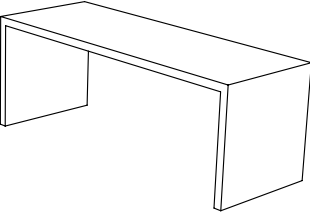
Infeed Options:

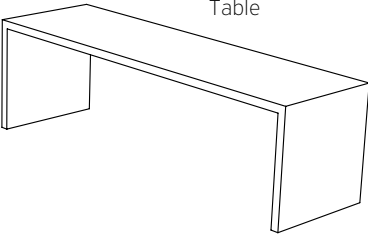
- SPI15-4 End power cord with plug – \$101 - 3.5 meter with 15A power plug
- HWI-4 End power cord for hardwire – \$66 - 3.5 meter for hardwire

36" HIGH TABLES

PRAT Table Series

Example: item number **PR-3610** + wood suffix **-BB** = **PR-3610-BB**

Item	Description	Dimensions	inches						
			l	d	h				
PR-3610	96" x 36" x 36" Table	Overall	96	36	36				
									
<i>UNITS ARE SHIPPED AS ONE COMPLETE PIECE AND CANNOT BE DISASSEMBLED AT TIME OF DELIVERY</i>									
	List Price		-BB Beech	-MM Maple	-OA Oak	-WW Walnut	-ZZ Zebrano	-LAM Laminate	-AY Acrylic (white only)
			6492	6492	6492	6492	6492	6492	11885

Item	Description	Dimensions	inches						
			l	d	h				
PR-3611	119" x 36" x 36" Table	Overall	119	36	36				
									
<i>UNITS ARE SHIPPED AS ONE COMPLETE PIECE AND CANNOT BE DISASSEMBLED AT TIME OF DELIVERY</i>									
	List Price		-BB Beech	-MM Maple	-OA Oak	-WW Walnut	-ZZ Zebrano	-LAM Laminate	-AY Acrylic (white only)
			7071	7071	7071	7071	7071	7071	13549

**Required to Specify**

Table Finishes :	Beech	-BB	101 Natural Beech 102 Light Beech 103 Medium Beech 104 Dark Beech	Maple	-MM	201 Natural Maple 202 Light Maple	Oak	-OA	301 Natural Oak 302 Medium Oak 303 Grey Oak 304 Brown Oak
	Walnut	-WW	400 Light Walnut 401 Natural Walnut 402 Medium Walnut	Zebrano	-ZZ	501 Natural Zebrano 502 Dark Zebrano	Acrylic	-AY	White Only
	Laminate	-LAM	<b>Solid Color Top</b> LAM-Antique White LAM-Black LAM-Designer White LAM-Dove Grey LAM-Fashion Grey LAM-Khaki Brown LAM-Linen LAM-Shadow LAM-Steel LAM-Wallaby			<b>Pattern Laminates</b> LAM-Grey Mesh LAM-Pewter LAM-Steel Mesh			<b>Wood Grain Laminates</b> LAM-Fusion Maple LAM-Montana Walnut LAM-Monticello Maple LAM-River Cherry LAM-Wild Cherry

**Options** (specify only if preferred) - see page 71 for electrical schematics

Power Box Options:

- PR-90PP Electrification in table top / 2 power plugs – \$1033 - If **one** Power unit is ordered it will be placed in the middle of table top.
- PR-90PP Electrification in table top / 2 power plugs – \$1866 - If **two** Power units are ordered they will be placed 1/3 of the table length apart.
- PR-90PD Electrification in table top / 2 power / 2 RJ45 Cat.5 – \$1338 - If **one** Power unit is ordered it will be placed in the middle of table top.
- PR-90PD Electrification in table top / 2 power / 2 RJ45 Cat.5 – \$2480 - If **two** Power units are ordered they will be placed 1/3 of the table length apart.
- PR-90PU Electrification in table top / 2 power / 2 charging USB – \$1447 - If **one** Power unit is ordered it will be placed in the middle of table top.
- PR-90PU Electrification in table top / 2 power / 2 charging USB – \$2699 - If **two** Power units are ordered they will be placed 1/3 of the table length apart.

Infeed Options:

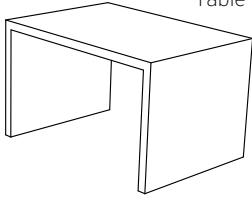
- SPI15-4 End power cord with plug – \$101 - 3.5 meter with 15A power plug
- HWI-4 End power cord for hardwire – \$66 - 3.5 meter for hardwire

36" HIGH TABLES

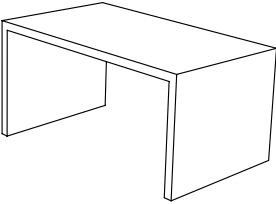
PRAT Table Series

Example: item number **PR-3612** + wood suffix **-BB** = **PR-3612-BB**

Item	Description	Dimensions	inches											
			l	d	h									
PR-3612	59" x 42" x 36" Table	Overall	59	42	36									
<i>UNITS ARE SHIPPED AS ONE COMPLETE PIECE AND CANNOT BE DISASSEMBLED AT TIME OF DELIVERY</i>														
			-BB Beech	-MM Maple	-OA Oak	-WW Walnut	-ZZ Zebrano	-LAM Laminate		-AY Acrylic (white only)				
	List Price		5875	5875	5875	5875	5875	5875	5875					11136



Item	Description	Dimensions	inches											
			l	d	h									
PR-3613	72" x 42" x 36" Table	Overall	72	42	36									
<i>UNITS ARE SHIPPED AS ONE COMPLETE PIECE AND CANNOT BE DISASSEMBLED AT TIME OF DELIVERY</i>														
			-BB Beech	-MM Maple	-OA Oak	-WW Walnut	-ZZ Zebrano	-LAM Laminate		-AY Acrylic (white only)				
	List Price		6346	6346	6346	6346	6346	6346	6346					12272



**Required to Specify**

Table Finishes :	Beech	-BB	101 Natural Beech 102 Light Beech 103 Medium Beech 104 Dark Beech	Maple	-MM	201 Natural Maple 202 Light Maple	Oak	-OA	301 Natural Oak 302 Medium Oak 303 Grey Oak 304 Brown Oak
	Walnut	-WW	400 Light Walnut 401 Natural Walnut 402 Medium Walnut	Zebrano	-ZZ	501 Natural Zebrano 502 Dark Zebrano	Acrylic	-AY	White Only
	Laminate	-LAM	<i>Solid Color Top</i> LAM-Antique White LAM-Black LAM-Designer White LAM-Dove Grey LAM-Fashion Grey LAM-Khaki Brown LAM-Linen LAM-Shadow LAM-Steel LAM-Wallaby			<i>Pattern Laminates</i> LAM-Grey Mesh LAM-Pewter LAM-Steel Mesh			<i>Wood Grain Laminates</i> LAM-Fusion Maple LAM-Montana Walnut LAM-Monticello Maple LAM-River Cherry LAM-Wild Cherry

**Options** (specify only if preferred) - see page 71 for electrical schematics

**Power Box Options:**

- PR-90PP Electrification in table top / 2 power plugs – \$1033 - If **one** Power unit is ordered it will be placed in the middle of table top.
- PR-90PP Electrification in table top / 2 power plugs – \$1866 - If **two** Power units are ordered they will be placed 1/3 of the table length apart.
- PR-90PD Electrification in table top / 2 power / 2 RJ45 Cat.5 – \$1338 - If **one** Power unit is ordered it will be placed in the middle of table top.
- PR-90PD Electrification in table top / 2 power / 2 RJ45 Cat.5 – \$2480 - If **two** Power units are ordered they will be placed 1/3 of the table length apart.
- PR-90PU Electrification in table top / 2 power / 2 charging USB – \$1447 - If **one** Power unit is ordered it will be placed in the middle of table top.
- PR-90PU Electrification in table top / 2 power / 2 charging USB – \$2699 - If **two** Power units are ordered they will be placed 1/3 of the table length apart.

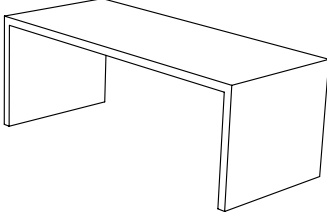
**Infeed Options:**

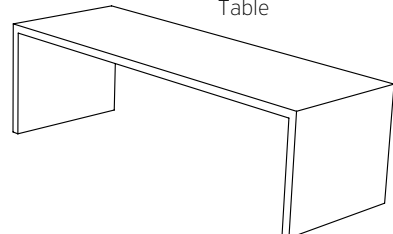
- SPI15-4 End power cord with plug – \$101 - 3.5 meter with 15A power plug
- HWI-4 End power cord for hardwire – \$66 - 3.5 meter for hardwire

36" HIGH TABLES

PRAT Table Series

Example: item number **PR-3614** + wood suffix **-BB** = **PR-3614-BB**

Item	Description	Dimensions	inches						
			l	d	h				
PR-3614	96" x 42" x 36" Table	Overall	96	42	36				
									
UNITS ARE SHIPPED AS ONE COMPLETE PIECE AND CANNOT BE DISASSEMBLED AT TIME OF DELIVERY									
List Price			-BB Beech	-MM Maple	-OA Oak	-WW Walnut	-ZZ Zebrano	-LAM Laminate	-AY Acrylic (white only)
			7093	7093	7093	7093	7093	7093	13127

Item	Description	Dimensions	inches						
			l	d	h				
PR-3615	119" x 42" x 36" Table	Overall	119	42	36				
									
UNITS ARE SHIPPED AS ONE COMPLETE PIECE AND CANNOT BE DISASSEMBLED AT TIME OF DELIVERY									
List Price			-BB Beech	-MM Maple	-OA Oak	-WW Walnut	-ZZ Zebrano	-LAM Laminate	-AY Acrylic (white only)
			7770	7770	7770	7770	7770	7770	14634

**Required to Specify**

Table Finishes :	Beech	-BB	101 Natural Beech 102 Light Beech 103 Medium Beech 104 Dark Beech	Maple	-MM	201 Natural Maple 202 Light Maple	Oak	-OA	301 Natural Oak 302 Medium Oak 303 Grey Oak 304 Brown Oak
	Walnut	-WW	400 Light Walnut 401 Natural Walnut 402 Medium Walnut	Zebrano	-ZZ	501 Natural Zebrano 502 Dark Zebrano	Acrylic	-AY	White Only
	Laminate	-LAM	<b>Solid Color Top</b> LAM-Antique White LAM-Black LAM-Designer White LAM-Dove Grey LAM-Fashion Grey LAM-Khaki Brown LAM-Linen LAM-Shadow LAM-Steel LAM-Wallaby			<b>Pattern Laminates</b> LAM-Grey Mesh LAM-Pewter LAM-Steel Mesh			<b>Wood Grain Laminates</b> LAM-Fusion Maple LAM-Montana Walnut LAM-Monticello Maple LAM-River Cherry LAM-Wild Cherry

**Options** (specify only if preferred) - see page 71 for electrical schematics

Power Box Options:

- PR-90PP Electrification in table top / 2 power plugs – \$1033 - If **one** Power unit is ordered it will be placed in the middle of table top.
- PR-90PP Electrification in table top / 2 power plugs – \$1866 - If **two** Power units are ordered they will be placed 1/3 of the table length apart.
- PR-90PD Electrification in table top / 2 power / 2 RJ45 Cat.5 – \$1338 - If **one** Power unit is ordered it will be placed in the middle of table top.
- PR-90PD Electrification in table top / 2 power / 2 RJ45 Cat.5 – \$2480 - If **two** Power units are ordered they will be placed 1/3 of the table length apart.
- PR-90PU Electrification in table top / 2 power / 2 charging USB – \$1447 - If **one** Power unit is ordered it will be placed in the middle of table top.
- PR-90PU Electrification in table top / 2 power / 2 charging USB – \$2699 - If **two** Power units are ordered they will be placed 1/3 of the table length apart.

Infeed Options:

- SPI15-4 End power cord with plug – \$101 - 3.5 meter with 15A power plug
- HWI-4 End power cord for hardwire – \$66 - 3.5 meter for hardwire

42" HIGH TABLES

PRAT Table Series

Example: item number **PR-4200** + wood suffix **-BB** = **PR-4200-BB**

Item	Description	Dimensions	inches			List Price							
			l	d	h		-BB	-MM	-OA	-WW	-ZZ	-LAM	-AY
PR-4200	59" x 24" x 42" Table	Overall	59	24	42		Beech	Maple	Oak	Walnut	Zebrano	Laminate	Acrylic (white only)
<i>UNITS ARE SHIPPED AS ONE COMPLETE PIECE AND CANNOT BE DISASSEMBLED AT TIME OF DELIVERY</i>													
			<b>4473</b>	<b>4473</b>	<b>4473</b>	<b>4473</b>	<b>4473</b>	<b>4473</b>	<b>4473</b>	<b>4473</b>	<b>4473</b>	<b>4473</b>	<b>9141</b>

Item	Description	Dimensions	inches			List Price							
			l	d	h		-BB	-MM	-OA	-WW	-ZZ	-LAM	-AY
PR-4201	72" x 24" x 42" Table	Overall	72	24	42		Beech	Maple	Oak	Walnut	Zebrano	Laminate	Acrylic (white only)
<i>UNITS ARE SHIPPED AS ONE COMPLETE PIECE AND CANNOT BE DISASSEMBLED AT TIME OF DELIVERY</i>													
			<b>4640</b>	<b>4640</b>	<b>4640</b>	<b>4640</b>	<b>4640</b>	<b>4640</b>	<b>4640</b>	<b>4640</b>	<b>4640</b>	<b>4640</b>	<b>9757</b>

**Required to Specify**

Table Finishes :	Beech	-BB	101 Natural Beech 102 Light Beech 103 Medium Beech 104 Dark Beech	Maple	-MM	201 Natural Maple 202 Light Maple	Oak	-OA	301 Natural Oak 302 Medium Oak 303 Grey Oak 304 Brown Oak
	Walnut	-WW	400 Light Walnut 401 Natural Walnut 402 Medium Walnut	Zebrano	-ZZ	501 Natural Zebrano 502 Dark Zebrano	Acrylic	-AY	White Only
	Laminate	-LAM	<b>Solid Color Top</b> LAM-Antique White LAM-Black LAM-Designer White LAM-Dove Grey LAM-Fashion Grey LAM-Khaki Brown LAM-Linen LAM-Shadow LAM-Steel LAM-Wallaby			<b>Pattern Laminates</b> LAM-Grey Mesh LAM-Pewter LAM-Steel Mesh			<b>Wood Grain Laminates</b> LAM-Fusion Maple LAM-Montana Walnut LAM-Monticello Maple LAM-River Cherry LAM-Wild Cherry

**Options** (specify only if preferred) - see page 71 for electrical schematics

Power Box Options:

- PR-90PP Electrification in table top / 2 power plugs – \$1033 - If **one** Power unit is ordered it will be placed in the middle of table top.
- PR-90PP Electrification in table top / 2 power plugs – \$1866 - If **two** Power units are ordered they will be placed 1/3 of the table length apart.
- PR-90PD Electrification in table top / 2 power / 2 RJ45 Cat.5 – \$1338 - If **one** Power unit is ordered it will be placed in the middle of table top.
- PR-90PD Electrification in table top / 2 power / 2 RJ45 Cat.5 – \$2480 - If **two** Power units are ordered they will be placed 1/3 of the table length apart.
- PR-90PU Electrification in table top / 2 power / 2 charging USB – \$1447 - If **one** Power unit is ordered it will be placed in the middle of table top.
- PR-90PU Electrification in table top / 2 power / 2 charging USB – \$2699 - If **two** Power units are ordered they will be placed 1/3 of the table length apart.

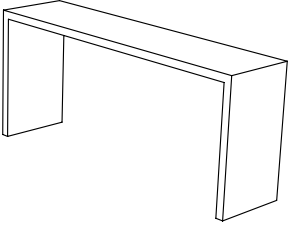
Infeed Options:

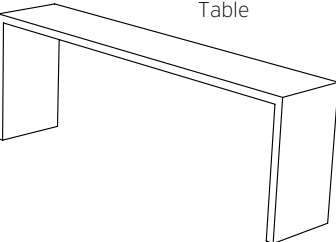
- SPI15-4 End power cord with plug – \$101 - 3.5 meter with 15A power plug
- HWI-4 End power cord for hardwire – \$66 - 3.5 meter for hardwire

42" HIGH TABLES

PRAT Table Series

Example: item number **PR-4202** + wood suffix **-BB** = **PR-4202-BB**

Item	Description	Dimensions	inches						
			l	d	h				
PR-4202	96" x 24" x 42" Table	Overall	96	24	42				
 <p style="text-align: center;">UNITS ARE SHIPPED AS ONE COMPLETE PIECE AND CANNOT BE DISASSEMBLED AT TIME OF DELIVERY</p>									
	List Price		-BB Beech	-MM Maple	-OA Oak	-WW Walnut	-ZZ Zebrano	-LAM Laminate	-AY Acrylic (white only)
			5088	5088	5088	5088	5088	5088	10250

Item	Description	Dimensions	inches						
			l	d	h				
PR-4203	119" x 24" x 42" Table	Overall	119	24	42				
 <p style="text-align: center;">UNITS ARE SHIPPED AS ONE COMPLETE PIECE AND CANNOT BE DISASSEMBLED AT TIME OF DELIVERY</p>									
	List Price		-BB Beech	-MM Maple	-OA Oak	-WW Walnut	-ZZ Zebrano	-LAM Laminate	-AY Acrylic (white only)
			5582	5582	5582	5582	5582	5582	12044

**Required to Specify**

Table Finishes :	Beech	-BB	101 Natural Beech 102 Light Beech 103 Medium Beech 104 Dark Beech	Maple	-MM	201 Natural Maple 202 Light Maple	Oak	-OA	301 Natural Oak 302 Medium Oak 303 Grey Oak 304 Brown Oak
	Walnut	-WW	400 Light Walnut 401 Natural Walnut 402 Medium Walnut	Zebrano	-ZZ	501 Natural Zebrano 502 Dark Zebrano	Acrylic	-AY	White Only
	Laminate	-LAM	<b>Solid Color Top</b> LAM-Antique White LAM-Black LAM-Designer White LAM-Dove Grey LAM-Fashion Grey LAM-Khaki Brown LAM-Linen LAM-Shadow LAM-Steel LAM-Wallaby			<b>Pattern Laminates</b> LAM-Grey Mesh LAM-Pewter LAM-Steel Mesh			<b>Wood Grain Laminates</b> LAM-Fusion Maple LAM-Montana Walnut LAM-Monticello Maple LAM-River Cherry LAM-Wild Cherry

**Options** (specify only if preferred) - see page 71 for electrical schematics

Power Box Options:

- PR-90PP Electrification in table top / 2 power plugs – \$1033 - If **one** Power unit is ordered it will be placed in the middle of table top.
- PR-90PP Electrification in table top / 2 power plugs – \$1866 - If **two** Power units are ordered they will be placed 1/3 of the table length apart.
- PR-90PD Electrification in table top / 2 power / 2 RJ45 Cat.5 – \$1338 - If **one** Power unit is ordered it will be placed in the middle of table top.
- PR-90PD Electrification in table top / 2 power / 2 RJ45 Cat.5 – \$2480 - If **two** Power units are ordered they will be placed 1/3 of the table length apart.
- PR-90PU Electrification in table top / 2 power / 2 charging USB – \$1447 - If **one** Power unit is ordered it will be placed in the middle of table top.
- PR-90PU Electrification in table top / 2 power / 2 charging USB – \$2699 - If **two** Power units are ordered they will be placed 1/3 of the table length apart.

Infeed Options:

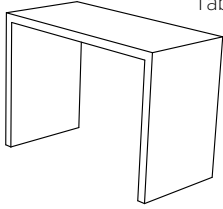
- SPI15-4 End power cord with plug – \$101 - 3.5 meter with 15A power plug
- HWI-4 End power cord for hardwire – \$66 - 3.5 meter for hardwire

42" HIGH TABLES

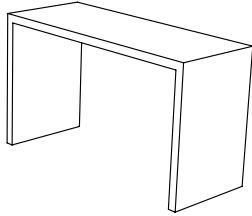
PRAT Table Series

Example: item number **PR-4204** + wood suffix **-BB** = **PR-4204-BB**

Item	Description	Dimensions	inches						
			l	d	h				
PR-4204	59" x 29" x 42" Table	Overall	59	29	42				
<i>UNITS ARE SHIPPED AS ONE COMPLETE PIECE AND CANNOT BE DISASSEMBLED AT TIME OF DELIVERY</i>									
			<b>-BB</b> Beech	<b>-MM</b> Maple	<b>-OA</b> Oak	<b>-WW</b> Walnut	<b>-ZZ</b> Zebrano	<b>-LAM</b> Laminate	<b>-AY</b> Acrylic
	List Price		(see page 4 for laminate selections)					(white only)	
			<b>4988</b>	<b>4988</b>	<b>4988</b>	<b>4988</b>	<b>4988</b>	<b>4988</b>	<b>9525</b>



Item	Description	Dimensions	inches						
			l	d	h				
PR-4205	72" x 29" x 42" Table	Overall	72	29	42				
<i>UNITS ARE SHIPPED AS ONE COMPLETE PIECE AND CANNOT BE DISASSEMBLED AT TIME OF DELIVERY</i>									
			<b>-BB</b> Beech	<b>-MM</b> Maple	<b>-OA</b> Oak	<b>-WW</b> Walnut	<b>-ZZ</b> Zebrano	<b>-LAM</b> Laminate	<b>-AY</b> Acrylic
	List Price		(see page 4 for laminate selections)					(white only)	
			<b>5276</b>	<b>5276</b>	<b>5276</b>	<b>5276</b>	<b>5276</b>	<b>5276</b>	<b>10243</b>



**Required to Specify**

Table Finishes :	Beech	<b>-BB</b>	101 Natural Beech 102 Light Beech 103 Medium Beech 104 Dark Beech	Maple	<b>-MM</b>	201 Natural Maple 202 Light Maple	Oak	<b>-OA</b>	301 Natural Oak 302 Medium Oak 303 Grey Oak 304 Brown Oak
	Walnut	<b>-WW</b>	400 Light Walnut 401 Natural Walnut 402 Medium Walnut	Zebrano	<b>-ZZ</b>	501 Natural Zebrano 502 Dark Zebrano	Acrylic	<b>-AY</b>	White Only
	Laminate	<b>-LAM</b>	<i>Solid Color Top</i> LAM-Antique White LAM-Black LAM-Designer White LAM-Dove Grey LAM-Fashion Grey LAM-Khaki Brown LAM-Linen LAM-Shadow LAM-Steel LAM-Wallaby			<i>Pattern Laminates</i> LAM-Grey Mesh LAM-Pewter LAM-Steel Mesh			<i>Wood Grain Laminates</i> LAM-Fusion Maple LAM-Montana Walnut LAM-Monticello Maple LAM-River Cherry LAM-Wild Cherry

**Options** (specify only if preferred) - see page 71 for electrical schematics

Power Box Options:

- PR-90PP Electrification in table top / 2 power plugs – \$1033 - If **one** Power unit is ordered it will be placed in the middle of table top.
- PR-90PP Electrification in table top / 2 power plugs – \$1866 - If **two** Power units are ordered they will be placed 1/3 of the table length apart.
- PR-90PD Electrification in table top / 2 power / 2 RJ45 Cat.5 – \$1338 - If **one** Power unit is ordered it will be placed in the middle of table top.
- PR-90PD Electrification in table top / 2 power / 2 RJ45 Cat.5 – \$2480 - If **two** Power units are ordered they will be placed 1/3 of the table length apart.
- PR-90PU Electrification in table top / 2 power / 2 charging USB – \$1447 - If **one** Power unit is ordered it will be placed in the middle of table top.
- PR-90PU Electrification in table top / 2 power / 2 charging USB – \$2699 - If **two** Power units are ordered they will be placed 1/3 of the table length apart.

Infeed Options:

- SPI15-4 End power cord with plug – \$101 - 3.5 meter with 15A power plug
- HWI-4 End power cord for hardwire – \$66 - 3.5 meter for hardwire

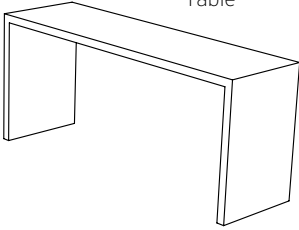


42" HIGH TABLES

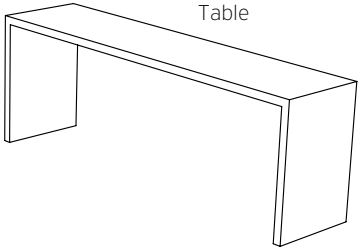
PRAT Table Series

Example: item number **PR-4206** + wood suffix **-BB** = **PR-4206-BB**

Item	Description	Dimensions	inches						
			l	d	h				
PR-4206	96" x 29" x 42" Table	Overall	96	29	42				
<i>UNITS ARE SHIPPED AS ONE COMPLETE PIECE AND CANNOT BE DISASSEMBLED AT TIME OF DELIVERY</i>									
List Price									
			<b>-BB</b> Beech	<b>-MM</b> Maple	<b>-OA</b> Oak	<b>-WW</b> Walnut	<b>-ZZ</b> Zebrano	<b>-LAM</b> Laminate	<b>-AY</b> Acrylic (white only)
			5870	5870	5870	5870	5870	5870	10813



Item	Description	Dimensions	inches						
			l	d	h				
PR-4207	119" x 29" x 42" Table	Overall	119	29	42				
<i>UNITS ARE SHIPPED AS ONE COMPLETE PIECE AND CANNOT BE DISASSEMBLED AT TIME OF DELIVERY</i>									
List Price									
			<b>-BB</b> Beech	<b>-MM</b> Maple	<b>-OA</b> Oak	<b>-WW</b> Walnut	<b>-ZZ</b> Zebrano	<b>-LAM</b> Laminate	<b>-AY</b> Acrylic (white only)
			6496	6496	6496	6496	6496	6496	12727



**Required to Specify**

Table Finishes :	Beech	<b>-BB</b>	101 Natural Beech 102 Light Beech 103 Medium Beech 104 Dark Beech	Maple	<b>-MM</b>	201 Natural Maple 202 Light Maple	Oak	<b>-OA</b>	301 Natural Oak 302 Medium Oak 303 Grey Oak 304 Brown Oak
	Walnut	<b>-WW</b>	400 Light Walnut 401 Natural Walnut 402 Medium Walnut	Zebrano	<b>-ZZ</b>	501 Natural Zebrano 502 Dark Zebrano	Acrylic	<b>-AY</b>	White Only
	Laminate	<b>-LAM</b>	<b>Solid Color Top</b> LAM-Antique White LAM-Black LAM-Designer White LAM-Dove Grey LAM-Fashion Grey LAM-Khaki Brown LAM-Linen LAM-Shadow LAM-Steel LAM-Wallaby			<b>Pattern Laminates</b> LAM-Grey Mesh LAM-Pewter LAM-Steel Mesh			<b>Wood Grain Laminates</b> LAM-Fusion Maple LAM-Montana Walnut LAM-Monticello Maple LAM-River Cherry LAM-Wild Cherry

**Options** (specify only if preferred) - see page 71 for electrical schematics

Power Box Options:

- PR-90PP Electrification in table top / 2 power plugs – \$1033 - If **one** Power unit is ordered it will be placed in the middle of table top.
- PR-90PP Electrification in table top / 2 power plugs – \$1866 - If **two** Power units are ordered they will be placed 1/3 of the table length apart.
- PR-90PD Electrification in table top / 2 power / 2 RJ45 Cat.5 – \$1338 - If **one** Power unit is ordered it will be placed in the middle of table top.
- PR-90PD Electrification in table top / 2 power / 2 RJ45 Cat.5 – \$2480 - If **two** Power units are ordered they will be placed 1/3 of the table length apart.
- PR-90PU Electrification in table top / 2 power / 2 charging USB – \$1447 - If **one** Power unit is ordered it will be placed in the middle of table top.
- PR-90PU Electrification in table top / 2 power / 2 charging USB – \$2699 - If **two** Power units are ordered they will be placed 1/3 of the table length apart.

Infeed Options:

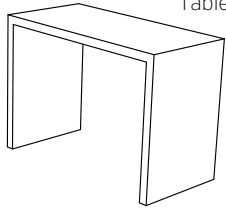
- SPI15-4 End power cord with plug – \$101 - 3.5 meter with 15A power plug
- HWI-4 End power cord for hardwire – \$66 - 3.5 meter for hardwire

42" HIGH TABLES

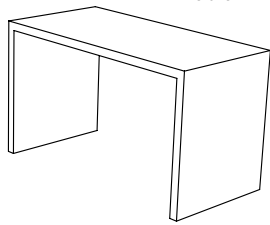
PRAT Table Series

Example: item number **PR-4208** + wood suffix **-BB** = **PR-4208-BB**

Item	Description	Dimensions	inches			List Price							
			l	d	h		-BB	-MM	-OA	-WW	-ZZ	-LAM	-AY
PR-4208	59" x 36" x 42" Table	Overall	59	36	42		Beech	Maple	Oak	Walnut	Zebrano	Laminate	Acrylic (white only)
<i>UNITS ARE SHIPPED AS ONE COMPLETE PIECE AND CANNOT BE DISASSEMBLED AT TIME OF DELIVERY</i>													
			<b>5604</b>	<b>5604</b>	<b>5604</b>	<b>5604</b>	<b>5604</b>	<b>5604</b>	<b>5604</b>	<b>5604</b>	<b>5604</b>	<b>5604</b>	<b>10449</b>



Item	Description	Dimensions	inches			List Price							
			l	d	h		-BB	-MM	-OA	-WW	-ZZ	-LAM	-AY
PR-4209	72" x 36" x 42" Table	Overall	72	36	42		Beech	Maple	Oak	Walnut	Zebrano	Laminate	Acrylic (white only)
<i>UNITS ARE SHIPPED AS ONE COMPLETE PIECE AND CANNOT BE DISASSEMBLED AT TIME OF DELIVERY</i>													
			<b>6054</b>	<b>6054</b>	<b>6054</b>	<b>6054</b>	<b>6054</b>	<b>6054</b>	<b>6054</b>	<b>6054</b>	<b>6054</b>	<b>6054</b>	<b>11447</b>



**Required to Specify**

Table Finishes :	Beech	-BB	101 Natural Beech 102 Light Beech 103 Medium Beech 104 Dark Beech	Maple	-MM	201 Natural Maple 202 Light Maple	Oak	-OA	301 Natural Oak 302 Medium Oak 303 Grey Oak 304 Brown Oak
	Walnut	-WW	400 Light Walnut 401 Natural Walnut 402 Medium Walnut	Zebrano	-ZZ	501 Natural Zebrano 502 Dark Zebrano	Acrylic	-AY	White Only
	Laminate	-LAM	<b>Solid Color Top</b> LAM-Antique White LAM-Black LAM-Designer White LAM-Dove Grey LAM-Fashion Grey LAM-Khaki Brown LAM-Linen LAM-Shadow LAM-Steel LAM-Wallaby			<b>Pattern Laminates</b> LAM-Grey Mesh LAM-Pewter LAM-Steel Mesh			<b>Wood Grain Laminates</b> LAM-Fusion Maple LAM-Montana Walnut LAM-Monticello Maple LAM-River Cherry LAM-Wild Cherry

**Options** (specify only if preferred) - see page 71 for electrical schematics

Power Box Options:

- PR-90PP Electrification in table top / 2 power plugs – \$1033 - If **one** Power unit is ordered it will be placed in the middle of table top.
- PR-90PP Electrification in table top / 2 power plugs – \$1866 - If **two** Power units are ordered they will be placed 1/3 of the table length apart.
- PR-90PD Electrification in table top / 2 power / 2 RJ45 Cat.5 – \$1338 - If **one** Power unit is ordered it will be placed in the middle of table top.
- PR-90PD Electrification in table top / 2 power / 2 RJ45 Cat.5 – \$2480 - If **two** Power units are ordered they will be placed 1/3 of the table length apart.
- PR-90PU Electrification in table top / 2 power / 2 charging USB – \$1447 - If **one** Power unit is ordered it will be placed in the middle of table top.
- PR-90PU Electrification in table top / 2 power / 2 charging USB – \$2699 - If **two** Power units are ordered they will be placed 1/3 of the table length apart.

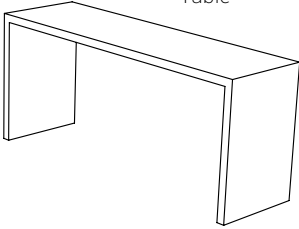
Infeed Options:

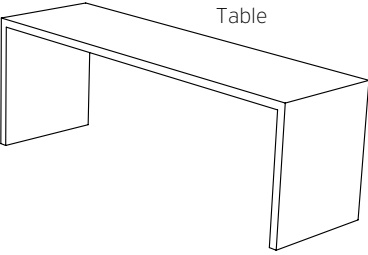
- SPI15-4 End power cord with plug – \$101 - 3.5 meter with 15A power plug
- HWI-4 End power cord for hardwire – \$66 - 3.5 meter for hardwire

42" HIGH TABLES

PRAT Table Series

Example: item number **PR-4210** + wood suffix **-BB** = **PR-4210-BB**

Item	Description	Dimensions	inches						
			l	d	h				
PR-4210	96" x 36" x 42" Table	Overall	96	36	42				
 <p style="text-align: center;"><i>UNITS ARE SHIPPED AS ONE COMPLETE PIECE AND CANNOT BE DISASSEMBLED AT TIME OF DELIVERY</i></p>									
	List Price		-BB Beech	-MM Maple	-OA Oak	-WW Walnut	-ZZ Zebrano	-LAM Laminate	-AY Acrylic (white only)
			<b>6734</b>	<b>6734</b>	<b>6734</b>	<b>6734</b>	<b>6734</b>	<b>6734</b>	<b>12425</b>

Item	Description	Dimensions	inches						
			l	d	h				
PR-4211	119" x 36" x 42" Table	Overall	119	36	42				
 <p style="text-align: center;"><i>UNITS ARE SHIPPED AS ONE COMPLETE PIECE AND CANNOT BE DISASSEMBLED AT TIME OF DELIVERY</i></p>									
	List Price		-BB Beech	-MM Maple	-OA Oak	-WW Walnut	-ZZ Zebrano	-LAM Laminate	-AY Acrylic (white only)
			<b>7317</b>	<b>7317</b>	<b>7317</b>	<b>7317</b>	<b>7317</b>	<b>7317</b>	<b>13793</b>

**Required to Specify**

Table Finishes :	Beech	-BB	101 Natural Beech 102 Light Beech 103 Medium Beech 104 Dark Beech	Maple	-MM	201 Natural Maple 202 Light Maple	Oak	-OA	301 Natural Oak 302 Medium Oak 303 Grey Oak 304 Brown Oak
	Walnut	-WW	400 Light Walnut 401 Natural Walnut 402 Medium Walnut	Zebrano	-ZZ	501 Natural Zebrano 502 Dark Zebrano	Acrylic	-AY	White Only
	Laminate	-LAM	<b>Solid Color Top</b> LAM-Antique White LAM-Black LAM-Designer White LAM-Dove Grey LAM-Fashion Grey LAM-Khaki Brown LAM-Linen LAM-Shadow LAM-Steel LAM-Wallaby			<b>Pattern Laminates</b> LAM-Grey Mesh LAM-Pewter LAM-Steel Mesh			<b>Wood Grain Laminates</b> LAM-Fusion Maple LAM-Montana Walnut LAM-Monticello Maple LAM-River Cherry LAM-Wild Cherry

**Options** (specify only if preferred) - see page 71 for electrical schematics

Power Box Options:

- PR-90PP Electrification in table top / 2 power plugs – \$1033 - If **one** Power unit is ordered it will be placed in the middle of table top.
- PR-90PP Electrification in table top / 2 power plugs – \$1866 - If **two** Power units are ordered they will be placed 1/3 of the table length apart.
- PR-90PD Electrification in table top / 2 power / 2 RJ45 Cat.5 – \$1338 - If **one** Power unit is ordered it will be placed in the middle of table top.
- PR-90PD Electrification in table top / 2 power / 2 RJ45 Cat.5 – \$2480 - If **two** Power units are ordered they will be placed 1/3 of the table length apart.
- PR-90PU Electrification in table top / 2 power / 2 charging USB – \$1447 - If **one** Power unit is ordered it will be placed in the middle of table top.
- PR-90PU Electrification in table top / 2 power / 2 charging USB – \$2699 - If **two** Power units are ordered they will be placed 1/3 of the table length apart.

Infeed Options:

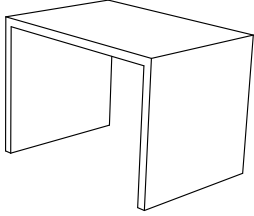
- SPI15-4 End power cord with plug – \$101 - 3.5 meter with 15A power plug
- HWI-4 End power cord for hardwire – \$66 - 3.5 meter for hardwire

42" HIGH TABLES

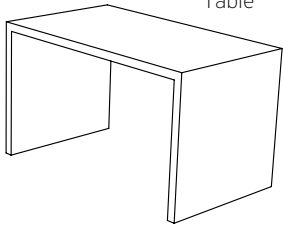
PRAT Table Series

Example: item number **PR-4212** + wood suffix **-BB** = **PR-4212-BB**

Item	Description	Dimensions	inches						
			l	d	h				
PR-4212	59" x 42" x 42" Table	Overall	59	42	42				
<i>UNITS ARE SHIPPED AS ONE COMPLETE PIECE AND CANNOT BE DISASSEMBLED AT TIME OF DELIVERY</i>									
List Price			-BB Beech	-MM Maple	-OA Oak	-WW Walnut	-ZZ Zebrano	-LAM Laminate	-AY Acrylic (white only)
			6235	6235	6235	6235	6235	6235	11373



Item	Description	Dimensions	inches						
			l	d	h				
PR-4213	72" x 42" x 42" Table	Overall	72	42	42				
<i>UNITS ARE SHIPPED AS ONE COMPLETE PIECE AND CANNOT BE DISASSEMBLED AT TIME OF DELIVERY</i>									
List Price			-BB Beech	-MM Maple	-OA Oak	-WW Walnut	-ZZ Zebrano	-LAM Laminate	-AY Acrylic (white only)
			6671	6671	6671	6671	6671	6671	12651



**Required to Specify**

Table Finishes :	Beech	-BB	101 Natural Beech 102 Light Beech 103 Medium Beech 104 Dark Beech	Maple	-MM	201 Natural Maple 202 Light Maple	Oak	-OA	301 Natural Oak 302 Medium Oak 303 Grey Oak 304 Brown Oak
	Walnut	-WW	400 Light Walnut 401 Natural Walnut 402 Medium Walnut	Zebrano	-ZZ	501 Natural Zebrano 502 Dark Zebrano	Acrylic	-AY	White Only
	Laminate	-LAM	<b>Solid Color Top</b> LAM-Antique White LAM-Black LAM-Designer White LAM-Dove Grey LAM-Fashion Grey LAM-Khaki Brown LAM-Linen LAM-Shadow LAM-Steel LAM-Wallaby			<b>Pattern Laminates</b> LAM-Grey Mesh LAM-Pewter LAM-Steel Mesh			<b>Wood Grain Laminates</b> LAM-Fusion Maple LAM-Montana Walnut LAM-Monticello Maple LAM-River Cherry LAM-Wild Cherry

**Options** (specify only if preferred) - see page 71 for electrical schematics

Power Box Options:

- PR-90PP Electrification in table top / 2 power plugs – \$1033 - If **one** Power unit is ordered it will be placed in the middle of table top.
- PR-90PP Electrification in table top / 2 power plugs – \$1866 - If **two** Power units are ordered they will be placed 1/3 of the table length apart.
- PR-90PD Electrification in table top / 2 power / 2 RJ45 Cat.5 – \$1338 - If **one** Power unit is ordered it will be placed in the middle of table top.
- PR-90PD Electrification in table top / 2 power / 2 RJ45 Cat.5 – \$2480 - If **two** Power units are ordered they will be placed 1/3 of the table length apart.
- PR-90PU Electrification in table top / 2 power / 2 charging USB – \$1447 - If **one** Power unit is ordered it will be placed in the middle of table top.
- PR-90PU Electrification in table top / 2 power / 2 charging USB – \$2699 - If **two** Power units are ordered they will be placed 1/3 of the table length apart.

Infeed Options:

- SPI15-4 End power cord with plug – \$101 - 3.5 meter with 15A power plug
- HWI-4 End power cord for hardwire – \$66 - 3.5 meter for hardwire

42" HIGH TABLES

PRAT Table Series

Example: item number **PR-4214** + wood suffix **-BB** = **PR-4214-BB**

Item	Description	Dimensions	inches						
			l	d	h				
PR-4214	96" x 42" x 42" Table	Overall	96	42	42				
<i>UNITS ARE SHIPPED AS ONE COMPLETE PIECE AND CANNOT BE DISASSEMBLED AT TIME OF DELIVERY</i>									
List Price			-BB Beech	-MM Maple	-OA Oak	-WW Walnut	-ZZ Zebrano	-LAM Laminate	-AY Acrylic (white only)
			7400	7400	7400	7400	7400	7400	14034

Item	Description	Dimensions	inches						
			l	d	h				
PR-4215	119" x 42" x 42" Table	Overall	119	42	42				
<i>UNITS ARE SHIPPED AS ONE COMPLETE PIECE AND CANNOT BE DISASSEMBLED AT TIME OF DELIVERY</i>									
List Price			-BB Beech	-MM Maple	-OA Oak	-WW Walnut	-ZZ Zebrano	-LAM Laminate	-AY Acrylic (white only)
			8115	8115	8115	8115	8115	8115	14859

**Required to Specify**

Table Finishes :	Beech	-BB	101 Natural Beech 102 Light Beech 103 Medium Beech 104 Dark Beech	Maple	-MM	201 Natural Maple 202 Light Maple	Oak	-OA	301 Natural Oak 302 Medium Oak 303 Grey Oak 304 Brown Oak
	Walnut	-WW	400 Light Walnut 401 Natural Walnut 402 Medium Walnut	Zebrano	-ZZ	501 Natural Zebrano 502 Dark Zebrano	Acrylic	-AY	White Only
	Laminate	-LAM	<b>Solid Color Top</b> LAM-Antique White LAM-Black LAM-Designer White LAM-Dove Grey LAM-Fashion Grey LAM-Khaki Brown LAM-Linen LAM-Shadow LAM-Steel LAM-Wallaby			<b>Pattern Laminates</b> LAM-Grey Mesh LAM-Pewter LAM-Steel Mesh			<b>Wood Grain Laminates</b> LAM-Fusion Maple LAM-Montana Walnut LAM-Monticello Maple LAM-River Cherry LAM-Wild Cherry

**Options** (specify only if preferred) - see page 71 for electrical schematics

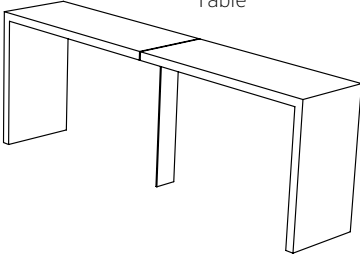
Power Box Options:

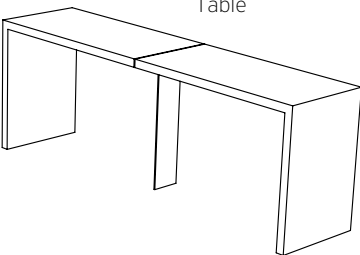
- PR-90PP Electrification in table top / 2 power plugs – \$1033 - If **one** Power unit is ordered it will be placed in the middle of table top.
- PR-90PP Electrification in table top / 2 power plugs – \$1866 - If **two** Power units are ordered they will be placed 1/3 of the table length apart.
- PR-90PD Electrification in table top / 2 power / 2 RJ45 Cat.5 – \$1338 - If **one** Power unit is ordered it will be placed in the middle of table top.
- PR-90PD Electrification in table top / 2 power / 2 RJ45 Cat.5 – \$2480 - If **two** Power units are ordered they will be placed 1/3 of the table length apart.
- PR-90PU Electrification in table top / 2 power / 2 charging USB – \$1447 - If **one** Power unit is ordered it will be placed in the middle of table top.
- PR-90PU Electrification in table top / 2 power / 2 charging USB – \$2699 - If **two** Power units are ordered they will be placed 1/3 of the table length apart.

Infeed Options:

- SPI15-4 End power cord with plug – \$101 - 3.5 meter with 15A power plug
- HWI-4 End power cord for hardwire – \$66 - 3.5 meter for hardwire

Example: item number **PR-1190** + wood suffix **-ZZ** = **PR-1190-ZZ**

Item	Description	Dimensions	inches								
			l	d	h						
PR-1190	119" x 24" x 42" Table	Overall	119	24	42						
 <p style="text-align: center;"><i>T-LEG INCLUDED SO THAT TABLE CAN BE ASSEMBLED AT TIME OF DELIVERY</i></p>											
	List Price		-BB Beech	-MM Maple	-OA Oak	-WW Walnut	-ZZ Zebrano	-LAM Laminate <small>(see page 4 for laminate selections)</small>	-AY Acrylic <small>(white only)</small>		
			<b>7392</b>	<b>7392</b>	<b>7392</b>	<b>7392</b>	<b>7392</b>	<b>7392</b>		<b>14140</b>	

Item	Description	Dimensions	inches								
			l	d	h						
PR-1191	119" x 29" x 42" Table	Overall	119	29	42						
 <p style="text-align: center;"><i>T-LEG INCLUDED SO THAT TABLE CAN BE ASSEMBLED AT TIME OF DELIVERY</i></p>											
	List Price		-BB Beech	-MM Maple	-OA Oak	-WW Walnut	-ZZ Zebrano	-LAM Laminate <small>(see page 4 for laminate selections)</small>	-AY Acrylic <small>(white only)</small>		
			<b>8255</b>	<b>8255</b>	<b>8255</b>	<b>8255</b>	<b>8255</b>	<b>8255</b>		<b>14674</b>	

**Required to Specify**

**T-Leg Metal Finishes:** Chrome, Anthracite, Bronze, Silver, Matte Black, Matte Silver, Light Grey, Mid Grey, or Matte White

Table Finishes :	Beech	-BB	101 Natural Beech	Maple	-MM	201 Natural Maple	Oak	-OA	301 Natural Oak
			102 Light Beech			202 Light Maple			302 Medium Oak
			103 Medium Beech						303 Grey Oak
			104 Dark Beech						304 Brown Oak
	Walnut	-WW	400 Light Walnut	Zebrano	-ZZ	501 Natural Zebrano	Acrylic	-AY	White Only
			401 Natural Walnut			502 Dark Zebrano			
			402 Medium Walnut						
Laminate	-LAM		<b>Solid Color Top</b>			<b>Pattern Laminates</b>			<b>Wood Grain Laminates</b>
			LAM-Antique White			LAM-Grey Mesh			LAM-Fusion Maple
			LAM-Black			LAM-Pewter			LAM-Montana Walnut
			LAM-Designer White			LAM-Steel Mesh			LAM-Monticello Maple
			LAM-Dove Grey						LAM-River Cherry
			LAM-Fashion Grey						LAM-Wild Cherry
			LAM-Khaki Brown						
			LAM-Linen						
			LAM-Shadow						
			LAM-Steel						
			LAM-Wallaby						

**Options** (specify only if preferred) - see page 71 for electrical schematics

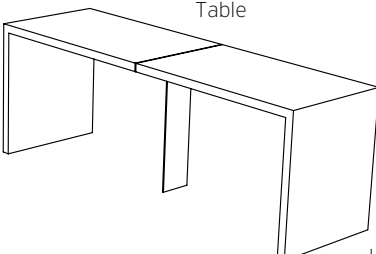
**Power Box Options:**

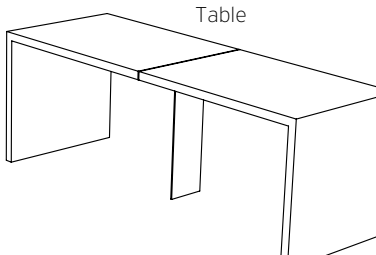
- PR-90PP Electrification in table top / 2 power plugs – \$1866 - If two Power units are ordered they will be centered in each section.
- PR-90PD Electrification in table top / 2 plugs / 2 RJ45 data ports – \$2480 - If two Power units are ordered they will be centered in each section.
- PR-90PU Electrification in table top / 2 plugs / 2 charging USB – \$2699 - If two Power units are ordered they will be centered in each section.

**Infeed Options:**

- SPII5-4 End power cord with plug – \$101 - 3.5 meter with 15A power plug
- HWI-4 End power cord for hardwire – \$66 - 3.5 meter for hardwire

Example: item number PR-1192 + wood suffix -ZZ = PR-1192-ZZ

Item	Description	Dimensions	inches						
			l	d	h				
PR-1192	119" x 36" x 42" Table	Overall	119	36	42				
<i>T-LEG INCLUDED SO THAT TABLE CAN BE ASSEMBLED AT TIME OF DELIVERY</i>									
			-BB Beech	-MM Maple	-OA Oak	-WW Walnut	-ZZ Zebrano	-LAM Laminate	-AY Acrylic (white only)
List Price			9197	9197	9197	9197	9197	9197	16370

Item	Description	Dimensions	inches						
			l	d	h				
PR-1193	119" x 42" x 42" Table	Overall	119	42	42				
<i>T-LEG INCLUDED SO THAT TABLE CAN BE ASSEMBLED AT TIME OF DELIVERY</i>									
			-BB Beech	-MM Maple	-OA Oak	-WW Walnut	-ZZ Zebrano	-LAM Laminate	-AY Acrylic (white only)
List Price			10351	10351	10351	10351	10351	10351	19948

**Required to Specify**

**T-Leg Metal Finishes:** Chrome, Anthracite, Bronze, Silver, Matte Black, Matte Silver, Light Grey, Mid Grey, or Matte White

Table Finishes :		Beech	-BB	101 Natural Beech	Maple	-MM	201 Natural Maple	Oak	-OA	301 Natural Oak
				102 Light Beech			202 Light Maple			302 Medium Oak
				103 Medium Beech						303 Grey Oak
				104 Dark Beech						304 Brown Oak
		Walnut	-WW	400 Light Walnut	Zebrano	-ZZ	501 Natural Zebrano	Acrylic	-AY	White Only
				401 Natural Walnut			502 Dark Zebrano			
				402 Medium Walnut						
Laminate	-LAM	<b>Solid Color Top</b>			<b>Pattern Laminates</b>			<b>Wood Grain Laminates</b>		
		LAM-Antique White			LAM-Grey Mesh			LAM-Fusion Maple		
		LAM-Black			LAM-Pewter			LAM-Montana Walnut		
		LAM-Designer White			LAM-Steel Mesh			LAM-Monticello Maple		
		LAM-Dove Grey						LAM-River Cherry		
		LAM-Fashion Grey						LAM-Wild Cherry		
		LAM-Khaki Brown								
		LAM-Linen								
		LAM-Shadow								
		LAM-Steel								
		LAM-Wallaby								

**Options** (specify only if preferred) - see page 71 for electrical schematics

**Power Box Options:**

- PR-90PP Electrification in table top / 2 power plugs – \$1866 - If **two** Power units are ordered they will be centered in each section.
- PR-90PD Electrification in table top / 2 plugs / 2 RJ45 data ports – \$2480 - If **two** Power units are ordered they will be centered in each section.
- PR-90PU Electrification in table top / 2 plugs / 2 charging USB – \$2699 - If **two** Power units are ordered they will be centered in each section.

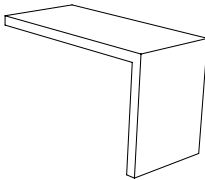
**Infeed Options:**


- SPI15-4 End power cord with plug – \$101 - 3.5 meter with 15A power plug
- HWI-4 End power cord for hardwire – \$66 - 3.5 meter for hardwire


30" HIGH MODULAR SECTION

PRAT Table Series

Example: item number **PR-3050** + wood suffix **-BB** = **PR-3050-BB**

Item	Description	Dimensions	inches			List Price			
			l	d	h				
PR-3050	48" x 24" x 30" Modular End Section	Overall	48	24	30				
 <p><b>NOTE:</b> PR-3024 T-leg required at connection For electrical options contact factory</p>									
			-BB Beech	-MM Maple	-OA Oak	-WW Walnut	-ZZ Zebrano	-LAM Laminate	-AY Acrylic (white only)
			2681	2681	2681	2681	2681	2681	5439

Item	Description	Dimensions	inches			List Price			
			l	d	h				
PR-3051	72" x 24" x 30" Modular End Section	Overall	72	24	30				
 <p><b>NOTE:</b> PR-3024 T-leg required at connection For electrical options contact factory</p>									
			-BB Beech	-MM Maple	-OA Oak	-WW Walnut	-ZZ Zebrano	-LAM Laminate	-AY Acrylic (white only)
			3152	3152	3152	3152	3152	3152	6616

Item	Description	Dimensions	inches			Blade Depth	List Price
			l	d	h		
PR-3024	24" Depth T-Leg	Overall	3/8	24	30	7	
							
			993				

Required to Specify

T-Leg Metal Finishes: Chrome, Anthracite, Bronze, Silver, Matte Black, Matte Silver, Light Grey, Mid Grey, or Matte White


Table Finishes :	Beech	-BB	101 Natural Beech	Maple	-MM	201 Natural Maple	Oak	-OA	301 Natural Oak
			102 Light Beech			202 Light Maple			302 Medium Oak
			103 Medium Beech						303 Grey Oak
			104 Dark Beech						304 Brown Oak
	Walnut	-WW	400 Light Walnut	Zebrano	-ZZ	501 Natural Zebrano	Acrylic	-AY	White Only
			401 Natural Walnut			502 Dark Zebrano			
			402 Medium Walnut						
Laminate	-LAM		<b>Solid Color Top</b>			<b>Pattern Laminates</b>			<b>Wood Grain Laminates</b>
			LAM-Antique White			LAM-Grey Mesh			LAM-Fusion Maple
			LAM-Black			LAM-Pewter			LAM-Montana Walnut
			LAM-Designer White			LAM-Steel Mesh			LAM-Monticello Maple
			LAM-Dove Grey						LAM-River Cherry
			LAM-Fashion Grey						LAM-Wild Cherry
			LAM-Khaki Brown						
			LAM-Linen						
			LAM-Shadow						
			LAM-Steel						
			LAM-Wallaby						

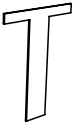


30" HIGH MODULAR SECTION

PRAT Table Series

Example: item number **PR-3052** + wood suffix **-BB** = **PR-3052-BB**

Item	Description	Dimensions	inches			List Price			
			l	d	h				
PR-3052	96" x 24" x 30" Modular End Section	Overall	96	24	30				
									
<p><b>NOTE:</b> PR-3024 T-leg required at connection For electrical options contact factory</p>									
			-BB Beech	-MM Maple	-OA Oak	-WW Walnut	-ZZ Zebrano	-LAM Laminate	-AY Acrylic (white only)
			3610	3610	3610	3610	3610	3610	7242

Item	Description	Dimensions	inches			Blade Depth	List Price	
			l	d	h			
PR-3024	24" Depth T-Leg	Overall	3/8	24	30	7		
								
								993

**Required to Specify**

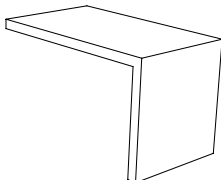
**T-Leg Metal Finishes:** Chrome, Anthracite, Bronze, Silver, Matte Black, Matte Silver, Light Grey, Mid Grey, or Matte White

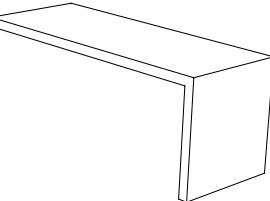
Table Finishes :	Beech	-BB	101 Natural Beech	Maple	-MM	201 Natural Maple	Oak	-OA	301 Natural Oak
			102 Light Beech			202 Light Maple			302 Medium Oak
			103 Medium Beech						303 Grey Oak
			104 Dark Beech						304 Brown Oak
	Walnut	-WW	400 Light Walnut	Zebrano	-ZZ	501 Natural Zebrano	Acrylic	-AY	White Only
			401 Natural Walnut			502 Dark Zebrano			
			402 Medium Walnut						
Laminate	-LAM		<b>Solid Color Top</b>			<b>Pattern Laminates</b>			<b>Wood Grain Laminates</b>
			LAM-Antique White			LAM-Grey Mesh			LAM-Fusion Maple
			LAM-Black			LAM-Pewter			LAM-Montana Walnut
			LAM-Designer White			LAM-Steel Mesh			LAM-Monticello Maple
			LAM-Dove Grey						LAM-River Cherry
			LAM-Fashion Grey						LAM-Wild Cherry
			LAM-Khaki Brown						
			LAM-Linen						
			LAM-Shadow						
			LAM-Steel						
			LAM-Wallaby						


30" HIGH MODULAR SECTION

PRAT Table Series

Example: item number **PR-3053** + wood suffix **-BB** = **PR-3053-BB**

Item	Description	Dimensions	inches			Blade Depth			
			l	d	h				
PR-3053	48" x 29" x 30" Modular End Section	Overall	48	29	30				
 <p><b>NOTE:</b> PR-3029 T-leg required at connection For electrical options contact factory</p>									
			-BB Beech	-MM Maple	-OA Oak	-WW Walnut	-ZZ Zebrano	-LAM Laminate	-AY Acrylic (white only)
	List Price		3110	3110	3110	3110	3110	3110	5627

Item	Description	Dimensions	inches			Blade Depth			
			l	d	h				
PR-3054	72" x 29" x 30" Modular End Section	Overall	72	29	30				
 <p><b>NOTE:</b> PR-3029 T-leg required at connection For electrical options contact factory</p>									
			-BB Beech	-MM Maple	-OA Oak	-WW Walnut	-ZZ Zebrano	-LAM Laminate	-AY Acrylic (white only)
	List Price		3631	3631	3631	3631	3631	3631	6944

Item	Description	Dimensions	inches			Blade Depth		
			l	d	h			
PR-3029	29" Depth T-Leg	Overall	3/8	29	30	9		
 <p>List Price</p>								
			1131					

**Required to Specify**


**T-Leg Metal Finishes:** Chrome, Anthracite, Bronze, Silver, Matte Black, Matte Silver, Light Grey, Mid Grey, or Matte White

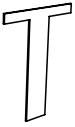
Table Finishes :	Beech	-BB	101 Natural Beech	Maple	-MM	201 Natural Maple	Oak	-OA	301 Natural Oak
			102 Light Beech			202 Light Maple			302 Medium Oak
			103 Medium Beech						303 Grey Oak
			104 Dark Beech						304 Brown Oak
	Walnut	-WW	400 Light Walnut	Zebrano	-ZZ	501 Natural Zebrano	Acrylic	-AY	White Only
			401 Natural Walnut			502 Dark Zebrano			
			402 Medium Walnut						
	Laminate	-LAM	<b>Solid Color Top</b>			<b>Pattern Laminates</b>			<b>Wood Grain Laminates</b>
			LAM-Antique White			LAM-Grey Mesh			LAM-Fusion Maple
			LAM-Black			LAM-Pewter			LAM-Montana Walnut
			LAM-Designer White			LAM-Steel Mesh			LAM-Monticello Maple
			LAM-Dove Grey						LAM-River Cherry
			LAM-Fashion Grey						LAM-Wild Cherry
			LAM-Khaki Brown						
			LAM-Linen						
			LAM-Shadow						
			LAM-Steel						
			LAM-Wallaby						

30" HIGH MODULAR SECTION

PRAT Table Series

Example: item number **PR-3055** + wood suffix **-BB** = **PR-3055-BB**

Item	Description	Dimensions	inches			List Price			
			l	d	h				
PR-3055	96" x 29" x 30" Modular End Section	Overall	96	29	30				
									
<p><b>NOTE:</b> PR-3029 T-leg required at connection For electrical options contact factory</p>									
			-BB Beech	-MM Maple	-OA Oak	-WW Walnut	-ZZ Zebrano	-LAM Laminate	-AY Acrylic (white only)
			4214	4214	4214	4214	4214	4214	7663

Item	Description	Dimensions	inches			Blade Depth	List Price
			l	d	h		
PR-3029	29" Depth T-Leg	Overall	3/8	29	30	9	
							
			1131				

**Required to Specify**

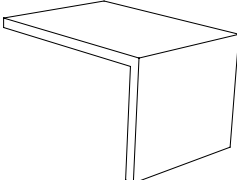
**T-Leg Metal Finishes:** Chrome, Anthracite, Bronze, Silver, Matte Black, Matte Silver, Light Grey, Mid Grey, or Matte White

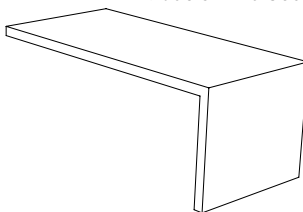
Table Finishes :	Beech	-BB	101 Natural Beech	Maple	-MM	201 Natural Maple	Oak	-OA	301 Natural Oak
			102 Light Beech			202 Light Maple			302 Medium Oak
			103 Medium Beech						303 Grey Oak
			104 Dark Beech						304 Brown Oak
	Walnut	-WW	400 Light Walnut	Zebrano	-ZZ	501 Natural Zebrano	Acrylic	-AY	White Only
			401 Natural Walnut			502 Dark Zebrano			
			402 Medium Walnut						
Laminate	-LAM		<i>Solid Color Top</i>			<i>Pattern Laminates</i>			<i>Wood Grain Laminates</i>
			LAM-Antique White			LAM-Grey Mesh			LAM-Fusion Maple
			LAM-Black			LAM-Pewter			LAM-Montana Walnut
			LAM-Designer White			LAM-Steel Mesh			LAM-Monticello Maple
			LAM-Dove Grey						LAM-River Cherry
			LAM-Fashion Grey						LAM-Wild Cherry
			LAM-Khaki Brown						
			LAM-Linen						
			LAM-Shadow						
			LAM-Steel						
			LAM-Wallaby						

30" HIGH MODULAR SECTION

PRAT Table Series

Example: item number **PR-3056** + wood suffix **-BB** = **PR-3056-BB**

Item	Description	Dimensions	inches			List Price			
			l	d	h				
PR-3056	48" x 36" x 30" Modular End Section	Overall	48	36	30				
 <p><b>NOTE:</b> PR-3036 T-leg required at connection For electrical options contact factory</p>									
			-BB Beech	-MM Maple	-OA Oak	-WW Walnut	-ZZ Zebrano	-LAM Laminate	-AY Acrylic (white only)
			3442	3442	3442	3442	3442	3442	5841

Item	Description	Dimensions	inches			List Price			
			l	d	h				
PR-3057	72" x 36" x 30" Modular End Section	Overall	72	36	30				
 <p><b>NOTE:</b> PR-3036 T-leg required at connection For electrical options contact factory</p>									
			-BB Beech	-MM Maple	-OA Oak	-WW Walnut	-ZZ Zebrano	-LAM Laminate	-AY Acrylic (white only)
			4169	4169	4169	4169	4169	4169	7836

Item	Description	Dimensions	inches			Blade Depth	List Price
			l	d	h		
PR-3036	36" Depth T-Leg	Overall	3/8	36	30	10	
							1154

**Required to Specify**


**T-Leg Metal Finishes:** Chrome, Anthracite, Bronze, Silver, Matte Black, Matte Silver, Light Grey, Mid Grey, or Matte White

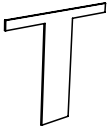
Table Finishes :	Beech	-BB	101 Natural Beech	Maple	-MM	201 Natural Maple	Oak	-OA	301 Natural Oak
			102 Light Beech			202 Light Maple			302 Medium Oak
			103 Medium Beech						303 Grey Oak
			104 Dark Beech						304 Brown Oak
	Walnut	-WW	400 Light Walnut	Zebrano	-ZZ	501 Natural Zebrano	Acrylic	-AY	White Only
			401 Natural Walnut			502 Dark Zebrano			
			402 Medium Walnut						
Laminate	-LAM		<b>Solid Color Top</b>			<b>Pattern Laminates</b>			<b>Wood Grain Laminates</b>
			LAM-Antique White			LAM-Grey Mesh			LAM-Fusion Maple
			LAM-Black			LAM-Pewter			LAM-Montana Walnut
			LAM-Designer White			LAM-Steel Mesh			LAM-Monticello Maple
			LAM-Dove Grey						LAM-River Cherry
			LAM-Fashion Grey						LAM-Wild Cherry
			LAM-Khaki Brown						
			LAM-Linen						
			LAM-Shadow						
			LAM-Steel						
			LAM-Wallaby						

30" HIGH MODULAR SECTION

PRAT Table Series

Example: item number **PR-3058** + wood suffix **-BB** = **PR-3058-BB**

Item	Description	Dimensions	inches			List Price			
			l	d	h				
PR-3058	96" x 36" x 30" Modular End Section	Overall	96	36	30				
									
<p><b>NOTE:</b> PR-3036 T-leg required at connection For electrical options contact factory</p>									
			-BB Beech	-MM Maple	-OA Oak	-WW Walnut	-ZZ Zebrano	-LAM Laminate	-AY Acrylic (white only)
			4862	4862	4862	4862	4862	4862	8691

Item	Description	Dimensions	inches			Blade Depth	List Price
			l	d	h		
PR-3036	36" Depth T-Leg	Overall	3/8	36	30	10	
							
			1154				

**Required to Specify**

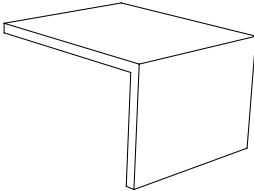
**T-Leg Metal Finishes:** Chrome, Anthracite, Bronze, Silver, Matte Black, Matte Silver, Light Grey, Mid Grey, or Matte White

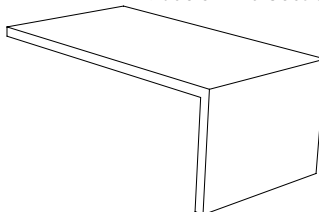
Table Finishes :	Beech	-BB	101 Natural Beech	Maple	-MM	201 Natural Maple	Oak	-OA	301 Natural Oak
			102 Light Beech			202 Light Maple			302 Medium Oak
			103 Medium Beech						303 Grey Oak
			104 Dark Beech						304 Brown Oak
	Walnut	-WW	400 Light Walnut	Zebrano	-ZZ	501 Natural Zebrano	Acrylic	-AY	White Only
			401 Natural Walnut			502 Dark Zebrano			
			402 Medium Walnut						
	Laminate	-LAM	<i>Solid Color Top</i>			<i>Pattern Laminates</i>			<i>Wood Grain Laminates</i>
			LAM-Antique White			LAM-Grey Mesh			LAM-Fusion Maple
			LAM-Black			LAM-Pewter			LAM-Montana Walnut
			LAM-Designer White			LAM-Steel Mesh			LAM-Monticello Maple
			LAM-Dove Grey						LAM-River Cherry
			LAM-Fashion Grey						LAM-Wild Cherry
			LAM-Khaki Brown						
			LAM-Linen						
			LAM-Shadow						
			LAM-Steel						
			LAM-Wallaby						

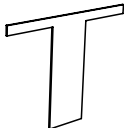
30" HIGH MODULAR SECTION

PRAT Table Series

Example: item number **PR-3059** + wood suffix **-BB** = **PR-3059-BB**

Item	Description	Dimensions	inches			List Price			
			l	d	h				
PR-3059	48" x 42" x 30" Modular End Section	Overall	48	42	30				
 <p><b>NOTE:</b> PR-3042 T-leg required at connection For electrical options contact factory</p>									
			-BB Beech	-MM Maple	-OA Oak	-WW Walnut	-ZZ Zebrano	-LAM Laminate	-AY Acrylic (white only)
			<b>3761</b>	<b>3761</b>	<b>3761</b>	<b>3761</b>	<b>3761</b>	<b>3761</b>	<b>6056</b>

Item	Description	Dimensions	inches			List Price			
			l	d	h				
PR-3060	72" x 42" x 30" Modular End Section	Overall	72	42	30				
 <p><b>NOTE:</b> PR-3042 T-leg required at connection For electrical options contact factory</p>									
			-BB Beech	-MM Maple	-OA Oak	-WW Walnut	-ZZ Zebrano	-LAM Laminate	-AY Acrylic (white only)
			<b>4555</b>	<b>4555</b>	<b>4555</b>	<b>4555</b>	<b>4555</b>	<b>4555</b>	<b>8730</b>

Item	Description	Dimensions	inches			Blade Depth	List Price
			l	d	h		
PR-3042	42" Depth T-Leg	Overall	3/8	42	30	12	
							
							<b>1293</b>

**Required to Specify**

**T-Leg Metal Finishes:** Chrome, Anthracite, Bronze, Silver, Matte Black, Matte Silver, Light Grey, Mid Grey, or Matte White

Table Finishes :	Beech	-BB	101 Natural Beech	Maple	-MM	201 Natural Maple	Oak	-OA	301 Natural Oak
			102 Light Beech			202 Light Maple			302 Medium Oak
			103 Medium Beech						303 Grey Oak
			104 Dark Beech						304 Brown Oak
	Walnut	-WW	400 Light Walnut	Zebrano	-ZZ	501 Natural Zebrano	Acrylic	-AY	White Only
			401 Natural Walnut			502 Dark Zebrano			
			402 Medium Walnut						
Laminate	-LAM		<b>Solid Color Top</b>			<b>Pattern Laminates</b>			<b>Wood Grain Laminates</b>
			LAM-Antique White			LAM-Grey Mesh			LAM-Fusion Maple
			LAM-Black			LAM-Pewter			LAM-Montana Walnut
			LAM-Designer White			LAM-Steel Mesh			LAM-Monticello Maple
			LAM-Dove Grey						LAM-River Cherry
			LAM-Fashion Grey						LAM-Wild Cherry
			LAM-Khaki Brown						
			LAM-Linen						
			LAM-Shadow						
			LAM-Steel						
			LAM-Wallaby						


30" HIGH MODULAR SECTION

PRAT Table Series

Example: item number **PR-3061** + wood suffix **-BB** = **PR-3061-BB**

Item	Description	Dimensions	inches			List Price
			l	d	h	
PR-3061	96" x 42" x 30" Modular End Section	Overall	96	42	30	



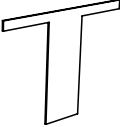
**NOTE:** PR-3042 T-leg required at connection  
For electrical options contact factory

-BB	-MM	-OA	-WW	-ZZ	-LAM	-AY
Beech	Maple	Oak	Walnut	Zebrano	Laminate	Acrylic (white only)
5294	5294	5294	5294	5294	5294	9720

Item	Description	Dimensions	inches			Blade Depth	List Price
			l	d	h		
PR-3042	42" Depth T-Leg	Overall	3/8	42	30	12	1293



**Required to Specify**

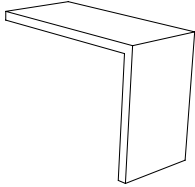
**T-Leg Metal Finishes:** Chrome, Anthracite, Bronze, Silver, Matte Black, Matte Silver, Light Grey, Mid Grey, or Matte White

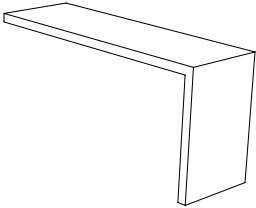
Table Finishes :	Beech	-BB	101 Natural Beech	Maple	-MM	201 Natural Maple	Oak	-OA	301 Natural Oak
			102 Light Beech			202 Light Maple			302 Medium Oak
			103 Medium Beech						303 Grey Oak
			104 Dark Beech						304 Brown Oak
	Walnut	-WW	400 Light Walnut	Zebrano	-ZZ	501 Natural Zebrano	Acrylic	-AY	White Only
			401 Natural Walnut			502 Dark Zebrano			
			402 Medium Walnut						
Laminate	-LAM		<i>Solid Color Top</i>			<i>Pattern Laminates</i>			<i>Wood Grain Laminates</i>
			LAM-Antique White			LAM-Grey Mesh			LAM-Fusion Maple
			LAM-Black			LAM-Pewter			LAM-Montana Walnut
			LAM-Designer White			LAM-Steel Mesh			LAM-Monticello Maple
			LAM-Dove Grey						LAM-River Cherry
			LAM-Fashion Grey						LAM-Wild Cherry
			LAM-Khaki Brown						
			LAM-Linen						
			LAM-Shadow						
			LAM-Steel						
			LAM-Wallaby						


36" HIGH MODULAR SECTION

PRAT Table Series

Example: item number **PR-3650** + wood suffix **-BB** = **PR-3650-BB**

Item	Description	Dimensions	inches			Blade Depth			
			l	d	h				
PR-3650	48" x 24" x 36" Modular End Section	Overall	48	24	36				
 <p><b>NOTE:</b> PR-3624 T-leg required at connection For electrical options contact factory</p>									
			-BB Beech	-MM Maple	-OA Oak	-WW Walnut	-ZZ Zebrano	-LAM Laminate	-AY Acrylic (white only)
	List Price		2809	2809	2809	2809	2809	2809	5779

Item	Description	Dimensions	inches			Blade Depth			
			l	d	h				
PR-3651	72" x 24" x 36" Modular End Section	Overall	72	24	36				
 <p><b>NOTE:</b> PR-3624 T-leg required at connection For electrical options contact factory</p>									
			-BB Beech	-MM Maple	-OA Oak	-WW Walnut	-ZZ Zebrano	-LAM Laminate	-AY Acrylic (white only)
	List Price		3276	3276	3276	3276	3276	3276	7110

Item	Description	Dimensions	inches			Blade Depth		
			l	d	h			
PR-3624	24" Depth T-Leg	Overall	3/8	24	36	7		
 <p>List Price</p>								
			993					

**Required to Specify**

**T-Leg Metal Finishes:** Chrome, Anthracite, Bronze, Silver, Matte Black, Matte Silver, Light Grey, Mid Grey, or Matte White


Table Finishes :	Beech	-BB	101 Natural Beech	Maple	-MM	201 Natural Maple	Oak	-OA	301 Natural Oak
			102 Light Beech			202 Light Maple			302 Medium Oak
			103 Medium Beech						303 Grey Oak
			104 Dark Beech						304 Brown Oak
	Walnut	-WW	400 Light Walnut	Zebrano	-ZZ	501 Natural Zebrano	Acrylic	-AY	White Only
			401 Natural Walnut			502 Dark Zebrano			
			402 Medium Walnut						
Laminate	-LAM		<b>Solid Color Top</b>			<b>Pattern Laminates</b>			<b>Wood Grain Laminates</b>
			LAM-Antique White			LAM-Grey Mesh			LAM-Fusion Maple
			LAM-Black			LAM-Pewter			LAM-Montana Walnut
			LAM-Designer White			LAM-Steel Mesh			LAM-Monticello Maple
			LAM-Dove Grey						LAM-River Cherry
			LAM-Fashion Grey						LAM-Wild Cherry
			LAM-Khaki Brown						
			LAM-Linen						
			LAM-Shadow						
			LAM-Steel						
			LAM-Wallaby						

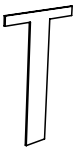


36" HIGH MODULAR SECTION

PRAT Table Series

Example: item number **PR-3652** + wood suffix **-BB** = **PR-3652-BB**

Item	Description	Dimensions	inches			List Price			
			l	d	h				
PR-3652	96" x 24" x 36" Modular End Section	Overall	96	24	36				
									
<p><b>NOTE:</b> PR-3624 T-leg required at connection For electrical options contact factory</p>									
			-BB Beech	-MM Maple	-OA Oak	-WW Walnut	-ZZ Zebrano	-LAM Laminate	-AY Acrylic (white only)
			3739	3739	3739	3739	3739	3739	7581

Item	Description	Dimensions	inches			Blade Depth	List Price
			l	d	h		
PR-3624	24" Depth T-Leg	Overall	3/8	24	36	7	
							
			993				

**Required to Specify**

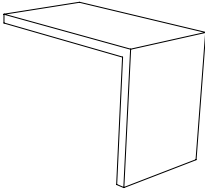
**T-Leg Metal Finishes:** Chrome, Anthracite, Bronze, Silver, Matte Black, Matte Silver, Light Grey, Mid Grey, or Matte White

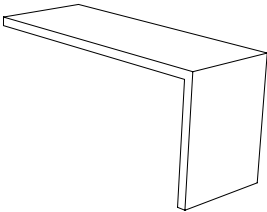
Table Finishes :	Beech	-BB	101 Natural Beech	Maple	-MM	201 Natural Maple	Oak	-OA	301 Natural Oak
			102 Light Beech			202 Light Maple			302 Medium Oak
			103 Medium Beech						303 Grey Oak
			104 Dark Beech						304 Brown Oak
	Walnut	-WW	400 Light Walnut	Zebrano	-ZZ	501 Natural Zebrano	Acrylic	-AY	White Only
			401 Natural Walnut			502 Dark Zebrano			
			402 Medium Walnut						
	Laminate	-LAM	<i>Solid Color Top</i>			<i>Pattern Laminates</i>			<i>Wood Grain Laminates</i>
			LAM-Antique White			LAM-Grey Mesh			LAM-Fusion Maple
			LAM-Black			LAM-Pewter			LAM-Montana Walnut
			LAM-Designer White			LAM-Steel Mesh			LAM-Monticello Maple
			LAM-Dove Grey						LAM-River Cherry
			LAM-Fashion Grey						LAM-Wild Cherry
			LAM-Khaki Brown						
			LAM-Linen						
			LAM-Shadow						
			LAM-Steel						
			LAM-Wallaby						

36" HIGH MODULAR SECTION

PRAT Table Series

Example: item number **PR-3653** + wood suffix **-BB** = **PR-3653-BB**

Item	Description	Dimensions	inches			List Price			
			l	d	h				
PR-3653	48" x 29" x 36" Modular End Section	Overall	48	29	36				
 <p><b>NOTE:</b> PR-3629 T-leg required at connection For electrical options contact factory</p>									
			-BB Beech	-MM Maple	-OA Oak	-WW Walnut	-ZZ Zebrano	-LAM Laminate	-AY Acrylic (white only)
			3240	3240	3240	3240	3240	3240	6116

Item	Description	Dimensions	inches			List Price			
			l	d	h				
PR-3654	72" x 29" x 36" Modular End Section	Overall	72	29	36				
 <p><b>NOTE:</b> PR-3629 T-leg required at connection For electrical options contact factory</p>									
			-BB Beech	-MM Maple	-OA Oak	-WW Walnut	-ZZ Zebrano	-LAM Laminate	-AY Acrylic (white only)
			3763	3763	3763	3763	3763	3763	7474

Item	Description	Dimensions	inches			Blade Depth	List Price
			l	d	h		
PR-3629	29" Depth T-Leg	Overall	3/8	29	36	9	
							1131

**Required to Specify**


**T-Leg Metal Finishes:** Chrome, Anthracite, Bronze, Silver, Matte Black, Matte Silver, Light Grey, Mid Grey, or Matte White


Table Finishes :	Beech	-BB	101 Natural Beech	Maple	-MM	201 Natural Maple	Oak	-OA	301 Natural Oak
			102 Light Beech			202 Light Maple			302 Medium Oak
			103 Medium Beech						303 Grey Oak
			104 Dark Beech						304 Brown Oak
	Walnut	-WW	400 Light Walnut	Zebrano	-ZZ	501 Natural Zebrano	Acrylic	-AY	White Only
			401 Natural Walnut			502 Dark Zebrano			
			402 Medium Walnut						
	Laminate	-LAM	<b>Solid Color Top</b>			<b>Pattern Laminates</b>			<b>Wood Grain Laminates</b>
			LAM-Antique White			LAM-Grey Mesh			LAM-Fusion Maple
			LAM-Black			LAM-Pewter			LAM-Montana Walnut
			LAM-Designer White			LAM-Steel Mesh			LAM-Monticello Maple
			LAM-Dove Grey						LAM-River Cherry
			LAM-Fashion Grey						LAM-Wild Cherry
			LAM-Khaki Brown						
			LAM-Linen						
			LAM-Shadow						
			LAM-Steel						
			LAM-Wallaby						

36" HIGH MODULAR SECTION

PRAT Table Series

Example: item number **PR-3655** + wood suffix **-BB** = **PR-3655-BB**

Item	Description	Dimensions	inches			List Price			
			l	d	h				
PR-3655	96" x 29" x 36" Modular End Section	Overall	96	29	36				
									
<p><b>NOTE:</b> PR-3629 T-leg required at connection For electrical options contact factory</p>									
			-BB Beech	-MM Maple	-OA Oak	-WW Walnut	-ZZ Zebrano	-LAM Laminate	-AY Acrylic (white only)
			4352	4352	4352	4352	4352	4352	8008

Item	Description	Dimensions	inches			Blade Depth	List Price
			l	d	h		
PR-3629	29" Depth T-Leg	Overall	3/8	29	36	9	
							
			1131				

**Required to Specify**

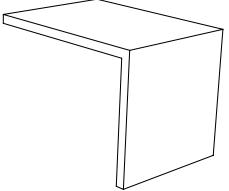
**T-Leg Metal Finishes:** Chrome, Anthracite, Bronze, Silver, Matte Black, Matte Silver, Light Grey, Mid Grey, or Matte White


Table Finishes :	Beech	-BB	101 Natural Beech	Maple	-MM	201 Natural Maple	Oak	-OA	301 Natural Oak
			102 Light Beech			202 Light Maple			302 Medium Oak
			103 Medium Beech						303 Grey Oak
			104 Dark Beech						304 Brown Oak
	Walnut	-WW	400 Light Walnut	Zebrano	-ZZ	501 Natural Zebrano	Acrylic	-AY	White Only
			401 Natural Walnut			502 Dark Zebrano			
			402 Medium Walnut						
	Laminate	-LAM	<i>Solid Color Top</i>			<i>Pattern Laminates</i>			<i>Wood Grain Laminates</i>
			LAM-Antique White			LAM-Grey Mesh			LAM-Fusion Maple
			LAM-Black			LAM-Pewter			LAM-Montana Walnut
			LAM-Designer White			LAM-Steel Mesh			LAM-Monticello Maple
			LAM-Dove Grey						LAM-River Cherry
			LAM-Fashion Grey						LAM-Wild Cherry
			LAM-Khaki Brown						
			LAM-Linen						
			LAM-Shadow						
			LAM-Steel						
			LAM-Wallaby						

36" HIGH MODULAR SECTION

PRAT Table Series

Example: item number **PR-3656** + wood suffix **-BB** = **PR-3656-BB**

Item	Description	Dimensions	inches			Blade Depth			
			l	d	h				
PR-3656	48" x 36" x 36" Modular End Section	Overall	48	36	36				
 <p><b>NOTE:</b> PR-3636 T-leg required at connection For electrical options contact factory</p>									
			-BB Beech	-MM Maple	-OA Oak	-WW Walnut	-ZZ Zebrano	-LAM Laminate	-AY Acrylic (white only)
	List Price		3609	3609	3609	3609	3609	3609	6384

Item	Description	Dimensions	inches			Blade Depth			
			l	d	h				
PR-3657	72" x 36" x 36" Modular End Section	Overall	72	36	36				
 <p><b>NOTE:</b> PR-3636 T-leg required at connection For electrical options contact factory</p>									
			-BB Beech	-MM Maple	-OA Oak	-WW Walnut	-ZZ Zebrano	-LAM Laminate	-AY Acrylic (white only)
	List Price		4338	4338	4338	4338	4338	4338	8350

Item	Description	Dimensions	inches			Blade Depth	
			l	d	h		
PR-3636	36" Depth T-Leg	Overall	3/8	36	36	10	
	List Price						1154

**Required to Specify**


**T-Leg Metal Finishes:** Chrome, Anthracite, Bronze, Silver, Matte Black, Matte Silver, Light Grey, Mid Grey, or Matte White


Table Finishes :	Beech	-BB	101 Natural Beech	Maple	-MM	201 Natural Maple	Oak	-OA	301 Natural Oak
			102 Light Beech			202 Light Maple			302 Medium Oak
			103 Medium Beech						303 Grey Oak
			104 Dark Beech						304 Brown Oak
	Walnut	-WW	400 Light Walnut	Zebrano	-ZZ	501 Natural Zebrano	Acrylic	-AY	White Only
			401 Natural Walnut			502 Dark Zebrano			
			402 Medium Walnut						
Laminate	-LAM		<b>Solid Color Top</b>			<b>Pattern Laminates</b>			<b>Wood Grain Laminates</b>
			LAM-Antique White			LAM-Grey Mesh			LAM-Fusion Maple
			LAM-Black			LAM-Pewter			LAM-Montana Walnut
			LAM-Designer White			LAM-Steel Mesh			LAM-Monticello Maple
			LAM-Dove Grey						LAM-River Cherry
			LAM-Fashion Grey						LAM-Wild Cherry
			LAM-Khaki Brown						
			LAM-Linen						
			LAM-Shadow						
			LAM-Steel						
			LAM-Wallaby						

36" HIGH MODULAR SECTION

PRAT Table Series

Example: item number **PR-3658** + wood suffix **-BB** = **PR-3658-BB**

Item	Description	Dimensions	inches			List Price			
			l	d	h				
PR-3658	96" x 36" x 36" Modular End Section	Overall	96	36	36				
									
<p><b>NOTE:</b> PR-3636 T-leg required at connection For electrical options contact factory</p>									
			-BB Beech	-MM Maple	-OA Oak	-WW Walnut	-ZZ Zebrano	-LAM Laminate	-AY Acrylic (white only)
			5026	5026	5026	5026	5026	5026	9141

Item	Description	Dimensions	inches			Blade Depth	List Price
			l	d	h		
PR-3636	36" Depth T-Leg	Overall	3/8	36	36	10	
							
							1154

**Required to Specify**

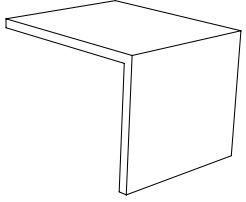
**T-Leg Metal Finishes:** Chrome, Anthracite, Bronze, Silver, Matte Black, Matte Silver, Light Grey, Mid Grey, or Matte White

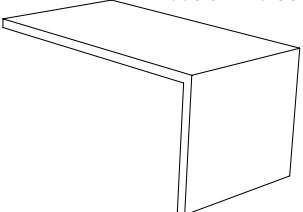
Table Finishes :	Beech	-BB	101 Natural Beech	Maple	-MM	201 Natural Maple	Oak	-OA	301 Natural Oak
			102 Light Beech			202 Light Maple			302 Medium Oak
			103 Medium Beech						303 Grey Oak
			104 Dark Beech						304 Brown Oak
	Walnut	-WW	400 Light Walnut	Zebrano	-ZZ	501 Natural Zebrano	Acrylic	-AY	White Only
			401 Natural Walnut			502 Dark Zebrano			
			402 Medium Walnut						
	Laminate	-LAM	<i>Solid Color Top</i>			<i>Pattern Laminates</i>			<i>Wood Grain Laminates</i>
			LAM-Antique White			LAM-Grey Mesh			LAM-Fusion Maple
			LAM-Black			LAM-Pewter			LAM-Montana Walnut
			LAM-Designer White			LAM-Steel Mesh			LAM-Monticello Maple
			LAM-Dove Grey						LAM-River Cherry
			LAM-Fashion Grey						LAM-Wild Cherry
			LAM-Khaki Brown						
			LAM-Linen						
			LAM-Shadow						
			LAM-Steel						
			LAM-Wallaby						

36" HIGH MODULAR SECTION

PRAT Table Series

Example: item number **PR-3659** + wood suffix **-BB** = **PR-3659-BB**

Item	Description	Dimensions	inches			Blade Depth			
			l	d	h				
PR-3659	48" x 42" x 36" Modular End Section	Overall	48	42	36				
 <p><b>NOTE:</b> PR-3642 T-leg required at connection For electrical options contact factory</p>									
			-BB Beech	-MM Maple	-OA Oak	-WW Walnut	-ZZ Zebrano	-LAM Laminate	-AY Acrylic (white only)
	List Price		3928	3928	3928	3928	3928	3928	6653

Item	Description	Dimensions	inches			Blade Depth			
			l	d	h				
PR-3660	72" x 42" x 36" Modular End Section	Overall	72	42	36				
 <p><b>NOTE:</b> PR-3642 T-leg required at connection For electrical options contact factory</p>									
			-BB Beech	-MM Maple	-OA Oak	-WW Walnut	-ZZ Zebrano	-LAM Laminate	-AY Acrylic (white only)
	List Price		4738	4738	4738	4738	4738	4738	9223

Item	Description	Dimensions	inches			Blade Depth	
			l	d	h		
PR-3642	42" Depth T-Leg	Overall	3/8	42	36	12	
	List Price						1293

**Required to Specify**

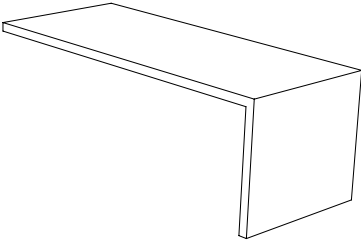
**T-Leg Metal Finishes:** Chrome, Anthracite, Bronze, Silver, Matte Black, Matte Silver, Light Grey, Mid Grey, or Matte White


Table Finishes :	Beech	-BB	101 Natural Beech	Maple	-MM	201 Natural Maple	Oak	-OA	301 Natural Oak
			102 Light Beech			202 Light Maple			302 Medium Oak
			103 Medium Beech						303 Grey Oak
			104 Dark Beech						304 Brown Oak
	Walnut	-WW	400 Light Walnut	Zebrano	-ZZ	501 Natural Zebrano	Acrylic	-AY	White Only
			401 Natural Walnut			502 Dark Zebrano			
			402 Medium Walnut						
Laminate	-LAM		<b>Solid Color Top</b>			<b>Pattern Laminates</b>			<b>Wood Grain Laminates</b>
			LAM-Antique White			LAM-Grey Mesh			LAM-Fusion Maple
			LAM-Black			LAM-Pewter			LAM-Montana Walnut
			LAM-Designer White			LAM-Steel Mesh			LAM-Monticello Maple
			LAM-Dove Grey						LAM-River Cherry
			LAM-Fashion Grey						LAM-Wild Cherry
			LAM-Khaki Brown						
			LAM-Linen						
			LAM-Shadow						
			LAM-Steel						
			LAM-Wallaby						

36" HIGH MODULAR SECTION

PRAT Table Series

Example: item number **PR-3661** + wood suffix **-BB** = **PR-3661-BB**

Item	Description	Dimensions	inches			List Price			
			l	d	h				
PR-3661	96" x 42" x 36" Modular End Section	Overall	96	42	36				
									
<p><b>NOTE:</b> PR-3642 T-leg required at connection For electrical options contact factory</p>									
			-BB Beech	-MM Maple	-OA Oak	-WW Walnut	-ZZ Zebrano	-LAM Laminate	-AY Acrylic (white only)
			5478	5478	5478	5478	5478	5478	10274

Item	Description	Dimensions	inches			Blade Depth	List Price
			l	d	h		
PR-3642	42" Depth T-Leg	Overall	3/8	42	36	12	
							
							1293

**Required to Specify**


**T-Leg Metal Finishes:** Chrome, Anthracite, Bronze, Silver, Matte Black, Matte Silver, Light Grey, Mid Grey, or Matte White

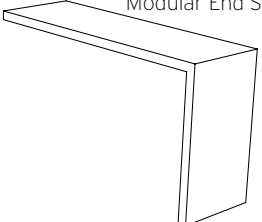
Table Finishes :	Beech	-BB	101 Natural Beech	Maple	-MM	201 Natural Maple	Oak	-OA	301 Natural Oak
			102 Light Beech			202 Light Maple			302 Medium Oak
			103 Medium Beech						303 Grey Oak
			104 Dark Beech						304 Brown Oak
	Walnut	-WW	400 Light Walnut	Zebrano	-ZZ	501 Natural Zebrano	Acrylic	-AY	White Only
			401 Natural Walnut			502 Dark Zebrano			
			402 Medium Walnut						
	Laminate	-LAM	<i>Solid Color Top</i>			<i>Pattern Laminates</i>			<i>Wood Grain Laminates</i>
			LAM-Antique White			LAM-Grey Mesh			LAM-Fusion Maple
			LAM-Black			LAM-Pewter			LAM-Montana Walnut
			LAM-Designer White			LAM-Steel Mesh			LAM-Monticello Maple
			LAM-Dove Grey						LAM-River Cherry
			LAM-Fashion Grey						LAM-Wild Cherry
			LAM-Khaki Brown						
			LAM-Linen						
			LAM-Shadow						
			LAM-Steel						
			LAM-Wallaby						

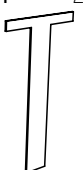
42" HIGH MODULAR SECTION

PRAT Table Series

Example: item number **PR-4250** + wood suffix **-BB** = **PR-4250-BB**

Item	Description	Dimensions	inches			List Price			
			l	d	h				
PR-4250	48" x 24" x 42" Modular End Section	Overall	48	24	42				
 <p><b>NOTE:</b> PR-4224 T-leg required at connection For electrical options contact factory</p>									
			-BB Beech	-MM Maple	-OA Oak	-WW Walnut	-ZZ Zebrano	-LAM Laminate	-AY Acrylic (white only)
			2892	2892	2892	2892	2892	2892	5861

Item	Description	Dimensions	inches			List Price			
			l	d	h				
PR-4251	72" x 24" x 42" Modular End Section	Overall	72	24	42				
 <p><b>NOTE:</b> PR-4224 T-leg required at connection For electrical options contact factory</p>									
			-BB Beech	-MM Maple	-OA Oak	-WW Walnut	-ZZ Zebrano	-LAM Laminate	-AY Acrylic (white only)
			3366	3366	3366	3366	3366	3366	7189

Item	Description	Dimensions	inches			Blade Depth	List Price
			l	d	h		
PR-4224	24" Depth T-Leg	Overall	3/8	24	42	7	
							993

**Required to Specify**

**T-Leg Metal Finishes:** Chrome, Anthracite, Bronze, Silver, Matte Black, Matte Silver, Light Grey, Mid Grey, or Matte White


Table Finishes :	Beech	-BB	101 Natural Beech	Maple	-MM	201 Natural Maple	Oak	-OA	301 Natural Oak
			102 Light Beech			202 Light Maple			302 Medium Oak
			103 Medium Beech						303 Grey Oak
			104 Dark Beech						304 Brown Oak
	Walnut	-WW	400 Light Walnut	Zebrano	-ZZ	501 Natural Zebrano	Acrylic	-AY	White Only
			401 Natural Walnut			502 Dark Zebrano			
			402 Medium Walnut						
	Laminate	-LAM	<b>Solid Color Top</b>			<b>Pattern Laminates</b>			<b>Wood Grain Laminates</b>
			LAM-Antique White			LAM-Grey Mesh			LAM-Fusion Maple
			LAM-Black			LAM-Pewter			LAM-Montana Walnut
			LAM-Designer White			LAM-Steel Mesh			LAM-Monticello Maple
			LAM-Dove Grey						LAM-River Cherry
			LAM-Fashion Grey						LAM-Wild Cherry
			LAM-Khaki Brown						
			LAM-Linen						
			LAM-Shadow						
			LAM-Steel						
			LAM-Wallaby						




42" HIGH MODULAR SECTION

PRAT Table Series

Example: item number **PR-4252** + wood suffix **-BB** = **PR-4252-BB**

Item	Description	Dimensions	inches			List Price			
			l	d	h				
PR-4252	96" x 24" x 42" Modular End Section	Overall	96	24	42				
									
<p><b>NOTE:</b> PR-4224 T-leg required at connection For electrical options contact factory</p>									
			-BB Beech	-MM Maple	-OA Oak	-WW Walnut	-ZZ Zebrano	-LAM Laminate	-AY Acrylic (white only)
			3823	3823	3823	3823	3823	3823	7664

Item	Description	Dimensions	inches			Blade Depth	List Price
			l	d	h		
PR-4224	24" Depth T-Leg	Overall	3/8	24	42	7	
							
							993

**Required to Specify**


**T-Leg Metal Finishes:** Chrome, Anthracite, Bronze, Silver, Matte Black, Matte Silver, Light Grey, Mid Grey, or Matte White

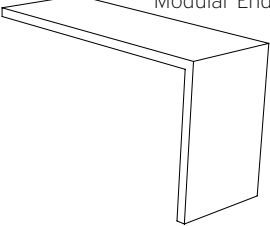
Table Finishes :	Beech	-BB	101 Natural Beech	Maple	-MM	201 Natural Maple	Oak	-OA	301 Natural Oak
			102 Light Beech			202 Light Maple			302 Medium Oak
			103 Medium Beech						303 Grey Oak
			104 Dark Beech						304 Brown Oak
	Walnut	-WW	400 Light Walnut	Zebrano	-ZZ	501 Natural Zebrano	Acrylic	-AY	White Only
			401 Natural Walnut			502 Dark Zebrano			
			402 Medium Walnut						
Laminate	-LAM		<b>Solid Color Top</b>			<b>Pattern Laminates</b>			<b>Wood Grain Laminates</b>
			LAM-Antique White			LAM-Grey Mesh			LAM-Fusion Maple
			LAM-Black			LAM-Pewter			LAM-Montana Walnut
			LAM-Designer White			LAM-Steel Mesh			LAM-Monticello Maple
			LAM-Dove Grey						LAM-River Cherry
			LAM-Fashion Grey						LAM-Wild Cherry
			LAM-Khaki Brown						
			LAM-Linen						
			LAM-Shadow						
			LAM-Steel						
			LAM-Wallaby						

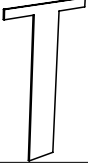
42" HIGH MODULAR SECTION

PRAT Table Series

Example: item number **PR-4253** + wood suffix **-BB** = **PR-4253-BB**

Item	Description	Dimensions	inches			List Price			
			l	d	h				
PR-4253	48" x 29" x 42" Modular End Section	Overall	48	29	42				
 <p><b>NOTE:</b> PR-4229 T-leg required at connection For electrical options contact factory</p>									
			-BB Beech	-MM Maple	-OA Oak	-WW Walnut	-ZZ Zebrano	-LAM Laminate	-AY Acrylic (white only)
			3339	3339	3339	3339	3339	3339	6194

Item	Description	Dimensions	inches			List Price			
			l	d	h				
PR-4254	72" x 29" x 42" Modular End Section	Overall	72	29	42				
 <p><b>NOTE:</b> PR-4229 T-leg required at connection For electrical options contact factory</p>									
			-BB Beech	-MM Maple	-OA Oak	-WW Walnut	-ZZ Zebrano	-LAM Laminate	-AY Acrylic (white only)
			3869	3869	3869	3869	3869	3869	7575

Item	Description	Dimensions	inches			Blade Depth	List Price
			l	d	h		
PR-4229	29" Depth T-Leg	Overall	3/8	29	42	9	
							1131

**Required to Specify**

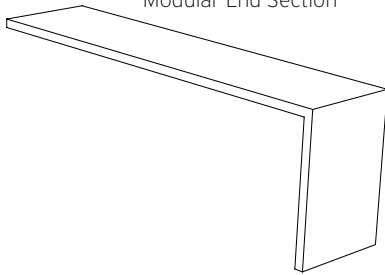
**T-Leg Metal Finishes:** Chrome, Anthracite, Bronze, Silver, Matte Black, Matte Silver, Light Grey, Mid Grey, or Matte White

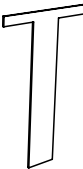
Table Finishes :	Beech	-BB	101 Natural Beech	Maple	-MM	201 Natural Maple	Oak	-OA	301 Natural Oak
			102 Light Beech			202 Light Maple			302 Medium Oak
			103 Medium Beech						303 Grey Oak
			104 Dark Beech						304 Brown Oak
	Walnut	-WW	400 Light Walnut	Zebrano	-ZZ	501 Natural Zebrano	Acrylic	-AY	White Only
			401 Natural Walnut			502 Dark Zebrano			
			402 Medium Walnut						
	Laminate	-LAM	<b>Solid Color Top</b>			<b>Pattern Laminates</b>			<b>Wood Grain Laminates</b>
			LAM-Antique White			LAM-Grey Mesh			LAM-Fusion Maple
			LAM-Black			LAM-Pewter			LAM-Montana Walnut
			LAM-Designer White			LAM-Steel Mesh			LAM-Monticello Maple
			LAM-Dove Grey						LAM-River Cherry
			LAM-Fashion Grey						LAM-Wild Cherry
			LAM-Khaki Brown						
			LAM-Linen						
			LAM-Shadow						
			LAM-Steel						
			LAM-Wallaby						

42" HIGH MODULAR SECTION

PRAT Table Series

Example: item number PR-4255 + wood suffix -BB = PR-4255-BB

Item	Description	Dimensions	inches			List Price			
			l	d	h				
PR-4255	96" x 29" x 42" Modular End Section	Overall	96	29	42				
									
<p><b>NOTE:</b> PR-4229 T-leg required at connection For electrical options contact factory</p>									
			-BB Beech	-MM Maple	-OA Oak	-WW Walnut	-ZZ Zebrano	-LAM Laminate	-AY Acrylic (white only)
			4457	4457	4457	4457	4457	4457	8109

Item	Description	Dimensions	inches			Blade Depth	List Price
			l	d	h		
PR-4229	29" Depth T-Leg	Overall	3/8	29	42	9	
							
			1131				

**Required to Specify**

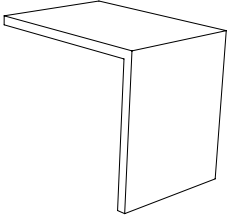
**T-Leg Metal Finishes:** Chrome, Anthracite, Bronze, Silver, Matte Black, Matte Silver, Light Grey, Mid Grey, or Matte White

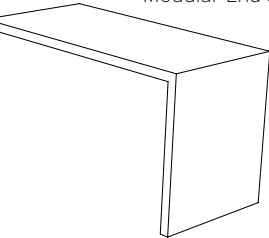
Table Finishes :	Beech	-BB	101 Natural Beech	Maple	-MM	201 Natural Maple	Oak	-OA	301 Natural Oak
			102 Light Beech			202 Light Maple			302 Medium Oak
			103 Medium Beech						303 Grey Oak
			104 Dark Beech						304 Brown Oak
	Walnut	-WW	400 Light Walnut	Zebrano	-ZZ	501 Natural Zebrano	Acrylic	-AY	White Only
			401 Natural Walnut			502 Dark Zebrano			
			402 Medium Walnut						
Laminate	-LAM		<i>Solid Color Top</i>			<i>Pattern Laminates</i>			<i>Wood Grain Laminates</i>
			LAM-Antique White			LAM-Grey Mesh			LAM-Fusion Maple
			LAM-Black			LAM-Pewter			LAM-Montana Walnut
			LAM-Designer White			LAM-Steel Mesh			LAM-Monticello Maple
			LAM-Dove Grey						LAM-River Cherry
			LAM-Fashion Grey						LAM-Wild Cherry
			LAM-Khaki Brown						
			LAM-Linen						
			LAM-Shadow						
			LAM-Steel						
			LAM-Wallaby						

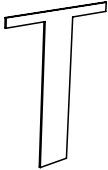
42" HIGH MODULAR SECTION

PRAT Table Series

Example: item number **PR-4256** + wood suffix **-BB** = **PR-4256-BB**

Item	Description	Dimensions	inches			List Price			
			l	d	h				
PR-4256	48" x 36" x 42" Modular End Section	Overall	48	36	42				
									
<p><b>NOTE:</b> PR-4236 T-leg required at connection For electrical options contact factory</p>									
			-BB Beech	-MM Maple	-OA Oak	-WW Walnut	-ZZ Zebrano	-LAM Laminate	-AY Acrylic (white only)
			3723	3723	3723	3723	3723	3723	6458

Item	Description	Dimensions	inches			List Price			
			l	d	h				
PR-4257	72" x 36" x 42" Modular End Section	Overall	72	36	42				
									
<p><b>NOTE:</b> PR-4236 T-leg required at connection For electrical options contact factory</p>									
			-BB Beech	-MM Maple	-OA Oak	-WW Walnut	-ZZ Zebrano	-LAM Laminate	-AY Acrylic (white only)
			4453	4453	4453	4453	4453	4453	8451

Item	Description	Dimensions	inches			Blade Depth	List Price
			l	d	h		
PR-4236	36" Depth T-Leg	Overall	3/8	36	42	10	
							
			1154				

**Required to Specify**

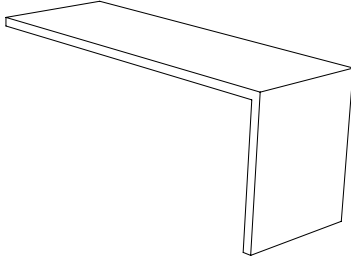
**T-Leg Metal Finishes:** Chrome, Anthracite, Bronze, Silver, Matte Black, Matte Silver, Light Grey, Mid Grey, or Matte White

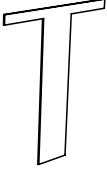
Table Finishes :									
Beech	-BB	101 Natural Beech	Maple	-MM	201 Natural Maple	Oak	-OA	301 Natural Oak	
		102 Light Beech			202 Light Maple			302 Medium Oak	
		103 Medium Beech						303 Grey Oak	
		104 Dark Beech						304 Brown Oak	
Walnut	-WW	400 Light Walnut	Zebrano	-ZZ	501 Natural Zebrano	Acrylic	-AY	White Only	
		401 Natural Walnut			502 Dark Zebrano				
		402 Medium Walnut							
Laminate	-LAM	<i>Solid Color Top</i>			<i>Pattern Laminates</i>			<i>Wood Grain Laminates</i>	
		LAM-Antique White			LAM-Grey Mesh			LAM-Fusion Maple	
		LAM-Black			LAM-Pewter			LAM-Montana Walnut	
		LAM-Designer White			LAM-Steel Mesh			LAM-Monticello Maple	
		LAM-Dove Grey						LAM-River Cherry	
		LAM-Fashion Grey						LAM-Wild Cherry	
		LAM-Khaki Brown							
		LAM-Linen							
		LAM-Shadow							
		LAM-Steel							
		LAM-Wallaby							

42" HIGH MODULAR SECTION

PRAT Table Series

Example: item number **PR-4258** + wood suffix **-BB** = **PR-4258-BB**

Item	Description	Dimensions	inches			List Price			
			l	d	h				
PR-4258	96" x 36" x 42" Modular End Section	Overall	96	36	42				
									
<p><b>NOTE:</b> PR-4236 T-leg required at connection For electrical options contact factory</p>									
			-BB Beech	-MM Maple	-OA Oak	-WW Walnut	-ZZ Zebrano	-LAM Laminate	-AY Acrylic (white only)
			5141	5141	5141	5141	5141	5141	9207

Item	Description	Dimensions	inches			Blade Depth	List Price
			l	d	h		
PR-4236	36" Depth T-Leg	Overall	3/8	36	42	10	
							
			1154				

**Required to Specify**

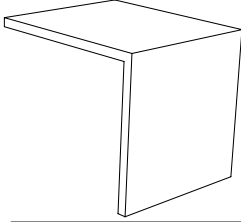
**T-Leg Metal Finishes:** Chrome, Anthracite, Bronze, Silver, Matte Black, Matte Silver, Light Grey, Mid Grey, or Matte White


Table Finishes :	Beech	-BB	101 Natural Beech	Maple	-MM	201 Natural Maple	Oak	-OA	301 Natural Oak
			102 Light Beech			202 Light Maple			302 Medium Oak
			103 Medium Beech						303 Grey Oak
			104 Dark Beech						304 Brown Oak
	Walnut	-WW	400 Light Walnut	Zebrano	-ZZ	501 Natural Zebrano	Acrylic	-AY	White Only
			401 Natural Walnut			502 Dark Zebrano			
			402 Medium Walnut						
	Laminate	-LAM	<i>Solid Color Top</i>			<i>Pattern Laminates</i>			<i>Wood Grain Laminates</i>
			LAM-Antique White			LAM-Grey Mesh			LAM-Fusion Maple
			LAM-Black			LAM-Pewter			LAM-Montana Walnut
			LAM-Designer White			LAM-Steel Mesh			LAM-Monticello Maple
			LAM-Dove Grey						LAM-River Cherry
			LAM-Fashion Grey						LAM-Wild Cherry
			LAM-Khaki Brown						
			LAM-Linen						
			LAM-Shadow						
			LAM-Steel						
			LAM-Wallaby						

42" HIGH MODULAR SECTION

PRAT Table Series

Example: item number **PR-4259** + wood suffix **-BB** = **PR-4259-BB**

Item	Description	Dimensions	inches			List Price			
			l	d	h				
PR-4259	48" x 42" x 42" Modular End Section	Overall	48	42	42				
 <p><b>NOTE:</b> PR-4242 T-leg required at connection For electrical options contact factory</p>									
			-BB Beech	-MM Maple	-OA Oak	-WW Walnut	-ZZ Zebrano	-LAM Laminate	-AY Acrylic (white only)
			4081	4081	4081	4081	4081	4081	6721

Item	Description	Dimensions	inches			List Price			
			l	d	h				
PR-4260	72" x 42" x 42" Modular End Section	Overall	72	42	42				
 <p><b>NOTE:</b> PR-4242 T-leg required at connection For electrical options contact factory</p>									
			-BB Beech	-MM Maple	-OA Oak	-WW Walnut	-ZZ Zebrano	-LAM Laminate	-AY Acrylic (white only)
			4892	4892	4892	4892	4892	4892	9328

Item	Description	Dimensions	inches			Blade Depth	List Price
			l	d	h		
PR-4242	42" Depth T-Leg	Overall	3/8	42	42	12	
							1293

Required to Specify

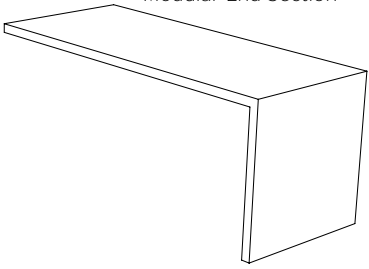
T-Leg Metal Finishes: Chrome, Anthracite, Bronze, Silver, Matte Black, Matte Silver, Light Grey, Mid Grey, or Matte White


Table Finishes :									
Beech	-BB	101 Natural Beech	Maple	-MM	201 Natural Maple	Oak	-OA	301 Natural Oak	
		102 Light Beech			202 Light Maple			302 Medium Oak	
		103 Medium Beech						303 Grey Oak	
		104 Dark Beech						304 Brown Oak	
Walnut	-WW	400 Light Walnut	Zebrano	-ZZ	501 Natural Zebrano	Acrylic	-AY	White Only	
		401 Natural Walnut			502 Dark Zebrano				
		402 Medium Walnut							
Laminate	-LAM	<b>Solid Color Top</b>			<b>Pattern Laminates</b>			<b>Wood Grain Laminates</b>	
		LAM-Antique White			LAM-Grey Mesh			LAM-Fusion Maple	
		LAM-Black			LAM-Pewter			LAM-Montana Walnut	
		LAM-Designer White			LAM-Steel Mesh			LAM-Monticello Maple	
		LAM-Dove Grey						LAM-River Cherry	
		LAM-Fashion Grey						LAM-Wild Cherry	
		LAM-Khaki Brown							
		LAM-Linen							
		LAM-Shadow							
		LAM-Steel							
		LAM-Wallaby							

42" HIGH MODULAR SECTION

PRAT Table Series

Example: item number **PR-4261** + wood suffix **-BB** = **PR-4261-BB**

Item	Description	Dimensions	inches			List Price			
			l	d	h				
PR-4261	96" x 42" x 42" Modular End Section	Overall	96	42	42				
									
<p><b>NOTE:</b> PR-4242 T-leg required at connection For electrical options contact factory</p>									
			-BB Beech	-MM Maple	-OA Oak	-WW Walnut	-ZZ Zebrano	-LAM Laminate	-AY Acrylic (white only)
			5631	5631	5631	5631	5631	5631	10307

Item	Description	Dimensions	inches			Blade Depth	List Price	
			l	d	h			
PR-4242	42" Depth T-Leg	Overall	3/8	42	42	12		
								
								1293

**Required to Specify**

**T-Leg Metal Finishes:** Chrome, Anthracite, Bronze, Silver, Matte Black, Matte Silver, Light Grey, Mid Grey, or Matte White

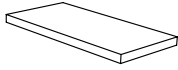
Table Finishes :	Beech	-BB	101 Natural Beech	Maple	-MM	201 Natural Maple	Oak	-OA	301 Natural Oak
			102 Light Beech			202 Light Maple			302 Medium Oak
			103 Medium Beech						303 Grey Oak
			104 Dark Beech						304 Brown Oak
	Walnut	-WW	400 Light Walnut	Zebrano	-ZZ	501 Natural Zebrano	Acrylic	-AY	White Only
			401 Natural Walnut			502 Dark Zebrano			
			402 Medium Walnut						
Laminate	-LAM		<i>Solid Color Top</i>			<i>Pattern Laminates</i>			<i>Wood Grain Laminates</i>
			LAM-Antique White			LAM-Grey Mesh			LAM-Fusion Maple
			LAM-Black			LAM-Pewter			LAM-Montana Walnut
			LAM-Designer White			LAM-Steel Mesh			LAM-Monticello Maple
			LAM-Dove Grey						LAM-River Cherry
			LAM-Fashion Grey						LAM-Wild Cherry
			LAM-Khaki Brown						
			LAM-Linen						
			LAM-Shadow						
			LAM-Steel						
			LAM-Wallaby						

MODULAR SPANNER TABLES

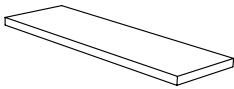
PRAT Table Series

Example: item number **PR-5000** + wood suffix **-BB** = **PR-5000-BB**

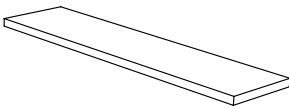
Item	Description	Dimensions	inches			List Price	Options						
			l	d	h		-BB	-MM	-OA	-WW	-ZZ	-LAM	-AY
PR-5000	48" x 24" Modular Spanner Table	Overall	48	24	2 1/2		Beech	Maple	Oak	Walnut	Zebrano	Laminate	Acrylic (white only)
			1571	1571	1571	1571	1571	1571	1571	1571	1571	1571	3196



Item	Description	Dimensions	inches			List Price	Options						
			l	d	h		-BB	-MM	-OA	-WW	-ZZ	-LAM	-AY
PR-5001	72" x 24" Modular Spanner Table	Overall	72	24	2 1/2		Beech	Maple	Oak	Walnut	Zebrano	Laminate	Acrylic (white only)
			2027	2027	2027	2027	2027	2027	2027	2027	2027	2027	4505



Item	Description	Dimensions	inches			List Price	Options							
			l	d	h		-BB	-MM	-OA	-WW	-ZZ	-LAM	-AY	
PR-5002	96" x 24" Modular Spanner Table	Overall		96	24	2 1/2		Beech	Maple	Oak	Walnut	Zebrano	Laminate	Acrylic (white only)
			2458	2458	2458	2458	2458	2458	2458	2458	2458	2458	5013	



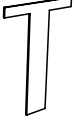
NOTE: For electrical options contact factory. Must use T-Legs - PR-3024, PR-3624, or PR-4224 (see page 56)

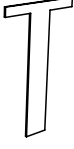
Required to Specify


Table Finishes :	Beech	-BB	101 Natural Beech 102 Light Beech 103 Medium Beech 104 Dark Beech	Maple	-MM	201 Natural Maple 202 Light Maple	Oak	-OA	301 Natural Oak 302 Medium Oak 303 Grey Oak 304 Brown Oak
	Walnut	-WW	400 Light Walnut 401 Natural Walnut 402 Medium Walnut	Zebrano	-ZZ	501 Natural Zebrano 502 Dark Zebrano	Acrylic	-AY	White Only
	Laminate	-LAM	<b>Solid Color Top</b> LAM-Antique White LAM-Black LAM-Designer White LAM-Dove Grey LAM-Fashion Grey LAM-Khaki Brown LAM-Linen LAM-Shadow LAM-Steel LAM-Wallaby			<b>Pattern Laminates</b> LAM-Grey Mesh LAM-Pewter LAM-Steel Mesh			<b>Wood Grain Laminates</b> LAM-Fusion Maple LAM-Montana Walnut LAM-Monticello Maple LAM-River Cherry LAM-Wild Cherry



Example: item number **PR-3024** = **PR-3024**

Item	Description	Dimensions	l	inches d	h	Blade Depth
<b>PR-3024</b>	24" Depth T-Leg	Overall	$\frac{3}{8}$	24	30	7
						
List Price						
<b>993</b>						

Item	Description	Dimensions	l	inches d	h	Blade Depth
<b>PR-3624</b>	24" Depth T-Leg	Overall	$\frac{3}{8}$	24	36	7
						
List Price						
<b>993</b>						

Item	Description	Dimensions	l	inches d	h	Blade Depth
<b>PR-4224</b>	24" Depth T-Leg	Overall	$\frac{3}{8}$	24	42	7
						
List Price						
<b>993</b>						

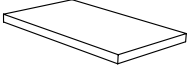
**Required to Specify**

**T-Leg Metal Finishes:** Chrome, Anthracite, Bronze, Silver, Matte Black, Matte Silver, Light Grey, Mid Grey, or Matte White

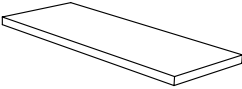
MODULAR SPANNER TABLES

PRAT Table Series

Example: item number **PR-5003** + wood suffix **-BB** = **PR-5003-BB**

Item	Description	Dimensions	inches						
			l	d	h				
PR-5003	48" x 29" Modular Spanner Table	Overall	48	29	2 1/2				
									
	List Price								
			<b>1857</b>	<b>1857</b>	<b>1857</b>	<b>1857</b>	<b>1857</b>	<b>1857</b>	<b>3418</b>

-BB Beech    -MM Maple    -OA Oak    -WW Walnut    -ZZ Zebrano    -LAM Laminate    -AY Acrylic (white only)

Item	Description	Dimensions	inches						
			l	d	h				
PR-5004	72" x 29" Modular Spanner Table	Overall	72	29	2 1/2				
									
	List Price								
			<b>2395</b>	<b>2395</b>	<b>2395</b>	<b>2395</b>	<b>2395</b>	<b>2395</b>	<b>4781</b>

-BB Beech    -MM Maple    -OA Oak    -WW Walnut    -ZZ Zebrano    -LAM Laminate    -AY Acrylic (white only)

Item	Description	Dimensions	inches						
			l	d	h				
PR-5005	96" x 29" Modular Spanner Table	Overall	96	29	2 1/2				
									
	List Price								
			<b>2954</b>	<b>2954</b>	<b>2954</b>	<b>2954</b>	<b>2954</b>	<b>2954</b>	<b>5347</b>

-BB Beech    -MM Maple    -OA Oak    -WW Walnut    -ZZ Zebrano    -LAM Laminate    -AY Acrylic (white only)

NOTE: For electrical options contact factory. Must use T-Legs - PR-3029, PR-3629, or PR-4229 (see page 58)

**Required to Specify**


Table Finishes :	Beech	-BB	101 Natural Beech 102 Light Beech 103 Medium Beech 104 Dark Beech	Maple	-MM	201 Natural Maple 202 Light Maple	Oak	-OA	301 Natural Oak 302 Medium Oak 303 Grey Oak 304 Brown Oak
	Walnut	-WW	400 Light Walnut 401 Natural Walnut 402 Medium Walnut	Zebrano	-ZZ	501 Natural Zebrano 502 Dark Zebrano	Acrylic	-AY	White Only
	Laminate	-LAM	<i>Solid Color Top</i> LAM-Antique White LAM-Black LAM-Designer White LAM-Dove Grey LAM-Fashion Grey LAM-Khaki Brown LAM-Linen LAM-Shadow LAM-Steel LAM-Wallaby			<i>Pattern Laminates</i> LAM-Grey Mesh LAM-Pewter LAM-Steel Mesh			<i>Wood Grain Laminates</i> LAM-Fusion Maple LAM-Montana Walnut LAM-Monticello Maple LAM-River Cherry LAM-Wild Cherry

T-LEGS

# PRAT Table Series

Example: item number **PR-3029** = **PR-3029**

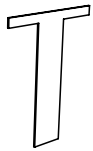
Item	Description	Dimensions	l	inches d	h	Blade Depth
<b>PR-3029</b>	29" Depth T-Leg	Overall	$\frac{3}{8}$	29	30	9



List Price

**1131**

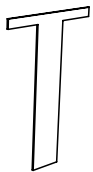
Item	Description	Dimensions	l	inches d	h	Blade Depth
<b>PR-3629</b>	29" Depth T-Leg	Overall	$\frac{3}{8}$	29	36	9



List Price

**1131**

Item	Description	Dimensions	l	inches d	h	Blade Depth
<b>PR-4229</b>	29" Depth T-Leg	Overall	$\frac{3}{8}$	29	42	9



List Price

**1131**

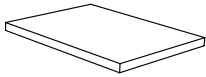
## Required to Specify

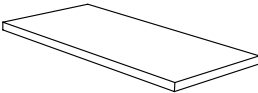
**T-Leg Metal Finishes:** Chrome, Anthracite, Bronze, Silver, Matte Black, Matte Silver, Light Grey, Mid Grey, or Matte White

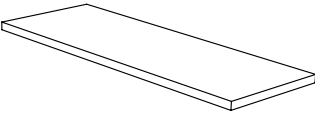
MODULAR SPANNER TABLES

PRAT Table Series

Example: item number PR-5006 + wood suffix -BB = PR-5006-BB

Item	Description	Dimensions	inches			List Price			
			l	d	h				
PR-5006	48" x 36" Modular Spanner Table	Overall	48	36	2 1/2				
			-BB Beech	-MM Maple	-OA Oak	-WW Walnut	-ZZ Zebrano	-LAM Laminate	-AY Acrylic (white only)
			2054	2054	2054	2054	2054	2054	3552

Item	Description	Dimensions	inches			List Price			
			l	d	h				
PR-5007	72" x 36" Modular Spanner Table	Overall	72	36	2 1/2				
			-BB Beech	-MM Maple	-OA Oak	-WW Walnut	-ZZ Zebrano	-LAM Laminate	-AY Acrylic (white only)
			2783	2783	2783	2783	2783	2783	5532

Item	Description	Dimensions	inches			List Price			
			l	d	h				
PR-5008	96" x 36" Modular Spanner Table	Overall	96	36	2 1/2				
			-BB Beech	-MM Maple	-OA Oak	-WW Walnut	-ZZ Zebrano	-LAM Laminate	-AY Acrylic (white only)
			3442	3442	3442	3442	3442	3442	6341

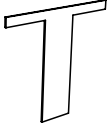
NOTE: For electrical options contact factory. Must use T-Legs - PR-3036, PR-3636, or PR-4236 (see page 60)

Required to Specify

Table Finishes :	Beech	-BB	101 Natural Beech 102 Light Beech 103 Medium Beech 104 Dark Beech	Maple	-MM	201 Natural Maple 202 Light Maple	Oak	-OA	301 Natural Oak 302 Medium Oak 303 Grey Oak 304 Brown Oak
	Walnut	-WW	400 Light Walnut 401 Natural Walnut 402 Medium Walnut	Zebrano	-ZZ	501 Natural Zebrano 502 Dark Zebrano	Acrylic	-AY	White Only
	Laminate	-LAM	<i>Solid Color Top</i> LAM-Antique White LAM-Black LAM-Designer White LAM-Dove Grey LAM-Fashion Grey LAM-Khaki Brown LAM-Linen LAM-Shadow LAM-Steel LAM-Wallaby			<i>Pattern Laminates</i> LAM-Grey Mesh LAM-Pewter LAM-Steel Mesh			<i>Wood Grain Laminates</i> LAM-Fusion Maple LAM-Montana Walnut LAM-Monticello Maple LAM-River Cherry LAM-Wild Cherry

Example: item number **PR-3036** = **PR-3036**


Item	Description	Dimensions	l	inches d	h	Blade Depth
PR-3036	36" Depth T-Leg	Overall	$\frac{3}{8}$	36	30	10



List Price

**1154**


Item	Description	Dimensions	l	inches d	h	Blade Depth
PR-3636	36" Depth T-Leg	Overall	$\frac{3}{8}$	36	36	10



List Price

**1154**

Item	Description	Dimensions	l	inches d	h	Blade Depth
PR-4236	36" Depth T-Leg	Overall	$\frac{3}{8}$	36	42	10



List Price

**1154**

**Required to Specify**

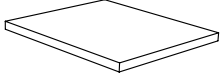
**T-Leg Metal Finishes:** Chrome, Anthracite, Bronze, Silver, Matte Black, Matte Silver, Light Grey, Mid Grey, or Matte White

MODULAR SPANNER TABLES

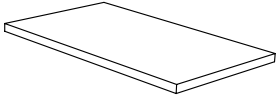
PRAT Table Series

Example: item number **PR-5009** + wood suffix **-BB** = **PR-5009-BB**

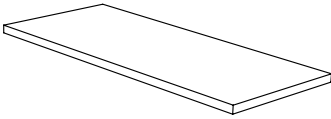
Item	Description	Dimensions	inches			List Price							
			l	d	h		-BB	-MM	-OA	-WW	-ZZ	-LAM	-AY
PR-5009	48" x 42" Modular Spanner Table	Overall	48	42	2 1/2		Beech	Maple	Oak	Walnut	Zebrano	Laminate	Acrylic (white only)
			<b>2232</b>	<b>2232</b>	<b>2232</b>							<b>2232</b>	<b>4465</b>



Item	Description	Dimensions	inches			List Price							
			l	d	h		-BB	-MM	-OA	-WW	-ZZ	-LAM	-AY
PR-5010	72" x 42" Modular Spanner Table	Overall	72	42	2 1/2		Beech	Maple	Oak	Walnut	Zebrano	Laminate	Acrylic (white only)
			<b>3042</b>	<b>3042</b>	<b>3042</b>							<b>3042</b>	<b>6285</b>



Item	Description	Dimensions	inches			List Price							
			l	d	h		-BB	-MM	-OA	-WW	-ZZ	-LAM	-AY
PR-5011	96" x 42" Modular Spanner Table	Overall	96	42	2 1/2		Beech	Maple	Oak	Walnut	Zebrano	Laminate	Acrylic (white only)
			<b>3754</b>	<b>3754</b>	<b>3754</b>							<b>3754</b>	<b>7334</b>



NOTE: For electrical options contact factory. Must use T-Legs - PR-3042, PR-3642, or PR-4242 (see page 62)

**Required to Specify**

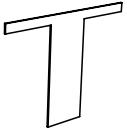
Table Finishes :	Beech	-BB	101 Natural Beech 102 Light Beech 103 Medium Beech 104 Dark Beech	Maple	-MM	201 Natural Maple 202 Light Maple	Oak	-OA	301 Natural Oak 302 Medium Oak 303 Grey Oak 304 Brown Oak
	Walnut	-WW	400 Light Walnut 401 Natural Walnut 402 Medium Walnut	Zebrano	-ZZ	501 Natural Zebrano 502 Dark Zebrano	Acrylic	-AY	White Only
	Laminate	-LAM	<b>Solid Color Top</b> LAM-Antique White LAM-Black LAM-Designer White LAM-Dove Grey LAM-Fashion Grey LAM-Khaki Brown LAM-Linen LAM-Shadow LAM-Steel LAM-Wallaby			<b>Pattern Laminates</b> LAM-Grey Mesh LAM-Pewter LAM-Steel Mesh			<b>Wood Grain Laminates</b> LAM-Fusion Maple LAM-Montana Walnut LAM-Monticello Maple LAM-River Cherry LAM-Wild Cherry

T-LEGS

# PRAT Table Series

Example: item number [PR-3042](#) = [PR-3042](#)

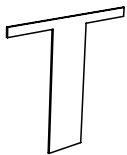
Item	Description	Dimensions	l	inches d	h	Blade Depth
PR-3042	42" Depth T-Leg	Overall	$\frac{3}{8}$	42	30	12



List Price

**1293**


Item	Description	Dimensions	l	inches d	h	Blade Depth
PR-3642	42" Depth T-Leg	Overall	$\frac{3}{8}$	42	36	12



List Price

**1293**

Item	Description	Dimensions	l	inches d	h	Blade Depth
PR-4242	42" Depth T-Leg	Overall	$\frac{3}{8}$	42	42	12



List Price

**1293**

## Required to Specify

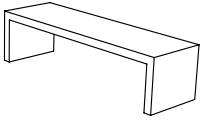
**T-Leg Metal Finishes:** Chrome, Anthracite, Bronze, Silver, Matte Black, Matte Silver, Light Grey, Mid Grey, or Matte White

BENCHES

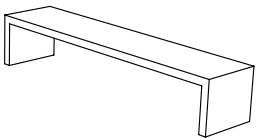
PRAT Table Series

Example: item number **PR-6064** + wood suffix **-ZZ** = **PR-6064-ZZ**

Item	Description	Dimensions	inches						
			l	d	h				
PR-6064	Bench	Outside	64 1/2	20	17 1/2				
			-BB Beech	-MM Maple	-OA Oak	-WW Walnut	-ZZ Zebrano	-LAM Laminate	-AY Acrylic (white only)
List Price			3419	3419	3419	3419	3419	7052	



Item	Description	Dimensions	inches						
			l	d	h				
PR-6086	Bench	Outside	86	20	17 1/2				
			-BB Beech	-MM Maple	-OA Oak	-WW Walnut	-ZZ Zebrano	-LAM Laminate	-AY Acrylic (white only)
List Price			3836	3836	3836	3836	3836	8214	



**Required to Specify**

Bench Finishes :	Beech	-BB	101 Natural Beech 102 Light Beech 103 Medium Beech 104 Dark Beech	Maple	-MM	201 Natural Maple 202 Light Maple	Oak	-OA	301 Natural Oak 302 Medium Oak 303 Grey Oak 304 Brown Oak
	Walnut	-WW	400 Light Walnut 401 Natural Walnut 402 Medium Walnut	Zebrano	-ZZ	501 Natural Zebrano 502 Dark Zebrano	Acrylic	-AY	White Only
	Laminate	-LAM	<i>Solid Color Top</i> LAM-Antique White LAM-Black LAM-Designer White LAM-Dove Grey LAM-Fashion Grey LAM-Khaki Brown LAM-Linen LAM-Shadow LAM-Steel LAM-Wallaby			<i>Pattern Laminates</i> LAM-Grey Mesh LAM-Pewter LAM-Steel Mesh			<i>Wood Grain Laminates</i> LAM-Fusion Maple LAM-Montana Walnut LAM-Monticello Maple LAM-River Cherry LAM-Wild Cherry

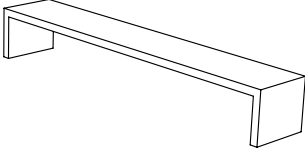


BENCHES

PRAT Table Series

Example: item number PR-6107 + wood suffix -ZZ = PR-6107-ZZ

Item	Description	Dimensions	inches		
			l	d	h
PR-6107	Bench	Outside	107 1/2	20	17 1/2

List Price	-BB Beech	-MM Maple	-OA Oak	-WW Walnut	-ZZ Zebrano	-LAM Laminate	-AY Acrylic (white only)
	4604	4604	4604	4604	4604	4604	8797

**Required to Specify**

Bench Finishes :	Beech	-BB	101 Natural Beech 102 Light Beech 103 Medium Beech 104 Dark Beech	Maple	-MM	201 Natural Maple 202 Light Maple	Oak	-OA	301 Natural Oak 302 Medium Oak 303 Grey Oak 304 Brown Oak
	Walnut	-WW	400 Light Walnut 401 Natural Walnut 402 Medium Walnut	Zebrano	-ZZ	501 Natural Zebrano 502 Dark Zebrano	Acrylic	-AY	White Only
Laminate	-LAM	<i>Solid Color Top</i> LAM-Antique White LAM-Black LAM-Designer White LAM-Dove Grey LAM-Fashion Grey LAM-Khaki Brown LAM-Linen LAM-Shadow LAM-Steel LAM-Wallaby	<i>Pattern Laminates</i> LAM-Grey Mesh LAM-Pewter LAM-Steel Mesh	<i>Wood Grain Laminates</i> LAM-Fusion Maple LAM-Montana Walnut LAM-Monticello Maple LAM-River Cherry LAM-Wild Cherry					

CUSHIONS

PRAT Table Series

Example: item number **PR-8001** + cushion position **-A** = **PR-8001-A**

Item	Description	Dimensions	inches			Yardage / Square Feet
			l	d	h	
PR-8001	Upholstered Cushion One Module	Outside	21 <sup>3</sup> / <sub>8</sub>	19 <sup>1</sup> / <sub>2</sub>	<sup>3</sup> / <sub>4</sub>	<sup>3</sup> / <sub>4</sub> yds. / 13 <sup>1</sup> / <sub>2</sub> sq. ft.

List Price												
Grades												
COM/COL	A	B	C	D	E	F	G	H	I	J	K	L
259	281	303	325	347	369	391	413	435	457	479	501	523



**NOTE:** Upholstered cushions may not be placed side by side. Drawing must accompany order.

Item	Description	Dimensions	inches			Yardage / Square Feet
			l	d	h	
PR-8002	Upholstered Cushion Two Module	Outside	42 <sup>3</sup> / <sub>8</sub>	19 <sup>1</sup> / <sub>2</sub>	<sup>3</sup> / <sub>4</sub>	1yd. / 18 sq. ft.

List Price												
Grades												
COM/COL	A	B	C	D	E	F	G	H	I	J	K	L
372	394	416	438	460	482	504	526	548	570	592	614	636

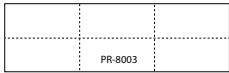


**NOTE:** Upholstered cushions may not be placed side by side. Drawing must accompany order.

Item	Description	Dimensions	inches			Yardage / Square Feet
			l	d	h	
PR-8003	Upholstered Cushion Three Module	Outside	64	19 <sup>1</sup> / <sub>2</sub>	<sup>3</sup> / <sub>4</sub>	1 <sup>1</sup> / <sub>4</sub> yds. / 22 <sup>1</sup> / <sub>2</sub> sq. ft.

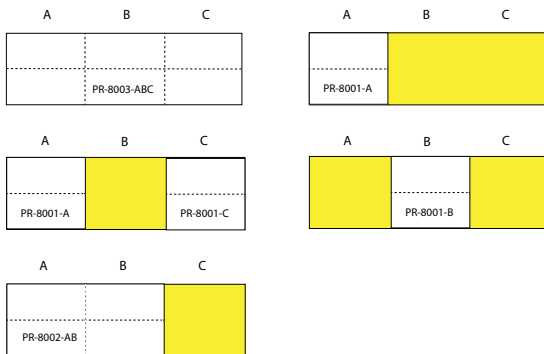
  

List Price												
Grades												
COM/COL	A	B	C	D	E	F	G	H	I	J	K	L
547	591	635	679	723	767	811	855	899	943	987	1031	1075



**NOTE:** Upholstered cushions may not be placed side by side. Drawing must accompany order.

**PR-6064 BENCH CUSHION OPTIONS –** see below for examples to specify location of cushion on bench

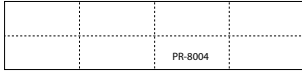


CUSHIONS

PRAT Table Series

Example: item number **PR-8004** + cushion position **-ABCD** = **PR-8004-ABCD**

Item	Description	Dimensions	l	inches d	h	Yardage / Square Feet
PR-8004	Upholstered Cushion Four Module	Outside	85 1/2	19 1/2	3/4	1 1/2 yds. / 27 sq. ft

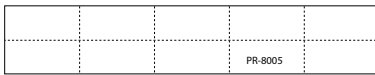


**NOTE:** Upholstered cushions may not be placed side by side. Drawing must accompany order.

List Price  
Grades

COM/COL	A	B	C	D	E	F	G	H	I	J	K	L
658	702	746	790	834	878	922	966	1010	1054	1098	1142	1186

Item	Description	Dimensions	l	inches d	h	Yardage / Square Feet
PR-8005	Upholstered Cushion Five Module	Outside	107	19 1/2	3/4	2 yds. / 36 sq. ft.

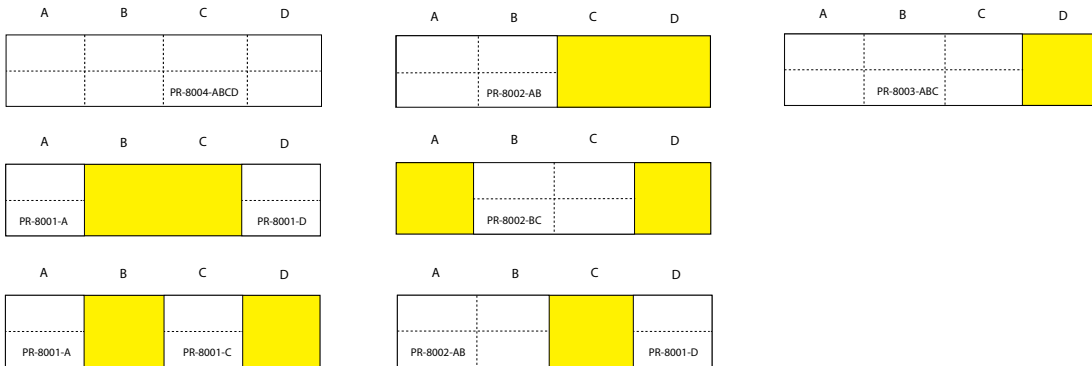


**NOTE:** Upholstered cushions may not be placed side by side. Drawing must accompany order.

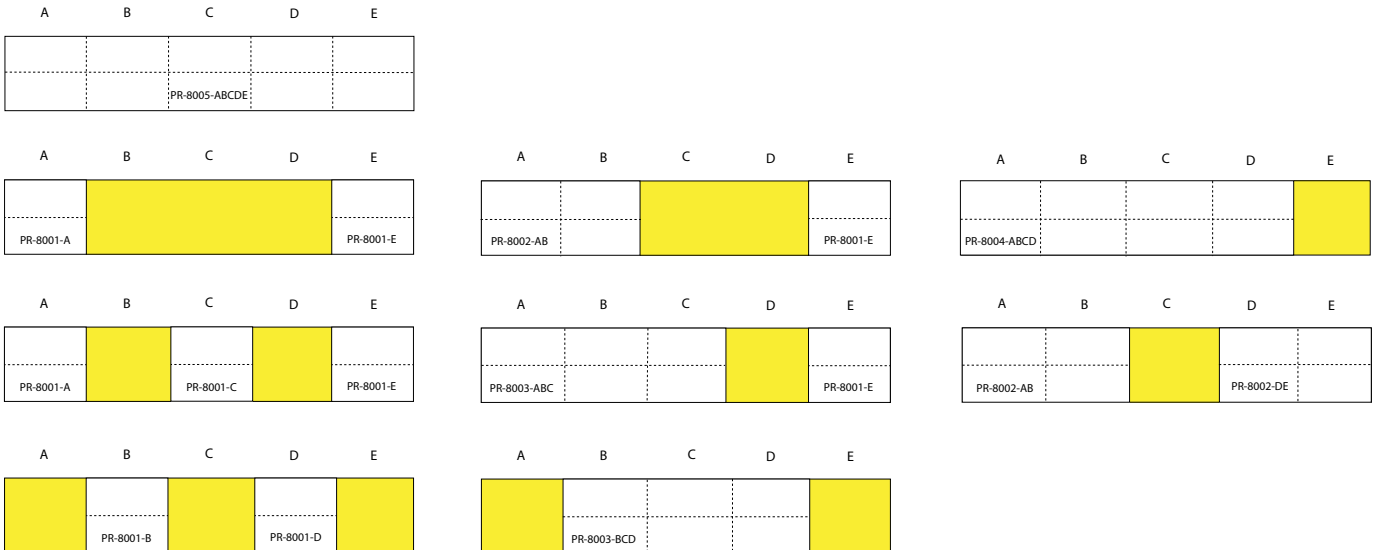
List Price  
Grades

COM/COL	A	B	C	D	E	F	G	H	I	J	K	L
804	862	920	978	1036	1094	1152	1210	1268	1326	1384	1442	1500

**PR-6086 BENCH CUSHION OPTIONS** – see below for examples to specify location of cushion on bench



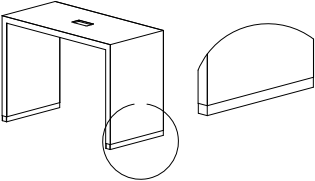
**PR-6107 BENCH CUSHION OPTIONS** – see below for examples to specify location of cushion on bench



KICK PLATES

PRAT Table Series

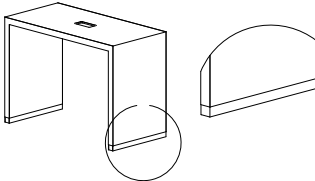
Item	Description	Dimensions	inches		
			l	d	h
PR-7001	24" Kick Plate	Overall	24	2 7/16	2



List Price

**452** per table

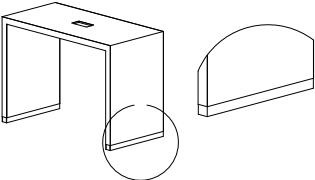
Item	Description	Dimensions	inches		
			l	d	h
PR-7000	29" Kick Plate	Overall	29	2 7/16	2



List Price

**491** per table

Item	Description	Dimensions	inches		
			l	d	h
PR-7002	36" Kick Plate	Overall	36	2 7/16	2

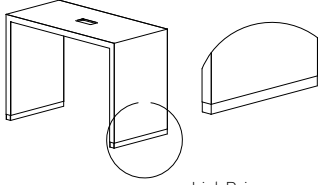


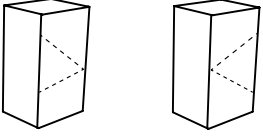
List Price

**531** per table

**Required to Specify**

**Metal Finishes:** Anthracite, Bronze, Matte Black, Silver, Matte Silver, Light Grey, Mid Grey, or Matte White

Item	Description	Dimensions	inches		
			l	d	h
PR-7003	42" Kick Plate	Overall	42	2 7/16	2
					
		List Price			
		<b>531</b> per table			

Item	Description	Dimensions	inches				h
			l	d			
PR-7004-R PR-7004-L	Storage Case	Overall	23	18 5/8			39 1/8
							
		List Price					
			<b>1822</b>	<b>1818</b>	<b>1529</b>	<b>1849</b>	<b>2009</b>
						<b>1062</b>	

**Required to Specify**

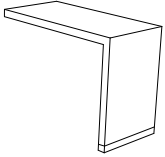
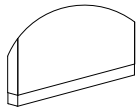
**Metal Finishes:** Anthracite, Bronze, Matte Black, Silver, Matte Silver, Light Grey, Mid Grey, or Matte White

Storage Finishes :		Beech	-BB	101 Natural Beech	Maple	-MM	201 Natural Maple	Oak	-OA	301 Natural Oak
				102 Light Beech			202 Light Maple			302 Medium Oak
				103 Medium Beech						303 Grey Oak
				104 Dark Beech						304 Brown Oak
		Walnut	-WW	400 Light Walnut	Zebrano	-ZZ	501 Natural Zebrano	Painted	-PT	PTOA-White
				401 Natural Walnut			502 Dark Zebrano			
				402 Medium Walnut						

KICK PLATE

PRAT Table Series

Item	Description	Dimensions	l	inches d	h
PR-7005	24" Modular Kick Plate	Overall	24	2 <sup>7</sup> / <sub>16</sub>	2

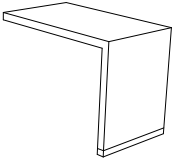
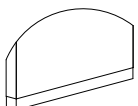



List Price

---

**226** per table

Item	Description	Dimensions	l	inches d	h
PR-7006	29" Modular Kick Plate	Overall	29	2 <sup>7</sup> / <sub>16</sub>	2

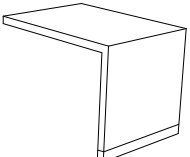
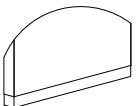



List Price

---

**247** per table

Item	Description	Dimensions	l	inches d	h
PR-7007	36" Modular Kick Plate	Overall	36	2 <sup>7</sup> / <sub>16</sub>	2

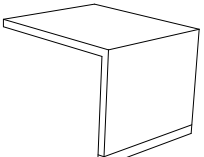
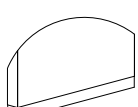



List Price

---

**266** per table

Item	Description	Dimensions	l	inches d	h
PR-7008	42" Modular Kick Plate	Overall	42	2 <sup>7</sup> / <sub>16</sub>	2

List Price

---

**266** per table

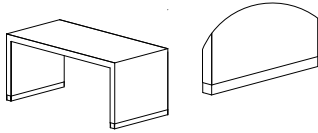
**Required to Specify**

**Metal Finishes:** Anthracite, Bronze, Matte Black, Silver, Matte Silver, Light Grey, Mid Grey, or Matte White

KICK PLATE

PRAT Table Series

Item	Description	Dimensions	l	inches d	h
PR-7009	20" Bench Kick Plate	Overall	20	2 <sup>7</sup> / <sub>16</sub>	2



List Price

**452** per table

**Required to Specify**

**Metal Finishes:** Anthracite, Bronze, Matte Black, Silver, Matte Silver, Light Grey, Mid Grey, or Matte White

Item	Description	List Price
------	-------------	------------

Data / Power Units –

**PR-90PP**      **Power Surface Unit**  
with 2 power plugs



**One**    **1033**  
**Two**    **1866**

Two cord options are available:  
**SPI15-4** - 3.5 meter with 15A power plug    **101**  
**HWI-4** - 3.5 meter for hardwire                **66**

Dimensions		inches
w x d	outside	8 1/2 x 4 1/4
Shipping Weight approx.		1.35 lbs.

**PR-90PD**      **Data / Power Surface Unit**  
with 2 power plugs and 2 RJ-45 Cat. 5



**One**    **1338**  
**Two**    **2480**

Two cord options are available:  
**SPI15-4** - 3.5 meter with 15A power plug    **101**  
**HWI-4** - 3.5 meter for hardwire                **66**

Dimensions		inches
w x d	outside	10 1/2 x 4 1/4
Shipping Weight approx.		2.28 lbs.

**PR-90PU**      **Data / Power Surface Unit**  
with 2 power plugs and 2 charging USB



**One**    **1447**  
**Two**    **2699**

Two cord options are available:  
**SPI15-4** - 3.5 meter with 15A power plug    **101**  
**HWI-4** - 3.5 meter for hardwire                **66**

Dimensions		inches
w x d	outside	10 1/2 x 4 1/4
Shipping Weight approx.		2.28 lbs.