

# ACHELLA MODULAR

designed by christopher panichella



SIN #711-16

## LOUNGE PRODUCT FEATURES:

- Available in two back heights: 29<sup>1</sup>/<sub>2</sub>" or 32<sup>1</sup>/<sub>2</sub>".
- Each unit comes standard with four (4) 5" high cast aluminum legs.
- Metal legs available in three finishes: #90 Metallic Silver, #92 Polished Aluminum and #95 Satin Black.
- Non-skid glides available for hard surface floors. Please specify "-NS02B" after model number and add \$20 List per unit.
- Optional clean-out vent between seat and back available on 32<sup>1</sup>/<sub>2</sub>" (high back) lounge models only.



Clean-Out Vent

- Lounge chairs available individually or in modular combinations.
- 350 lb. maximum weight capacity per chair.
- Please refer to pages 22-25 for two-tone upholstery examples, yardage requirements and pricing.
- All dimensions are nominal.

## TABLE PRODUCT FEATURES:

- Available in five sizes: 12" wide straight, 22" wide straight, 30-degree narrow, 30-degree wide and 90-degree.
- Three table surface options: Maple veneer, laminate or Corian.
- All standard and custom wood finishes available on Maple.
- For custom wood finishes (to tables and/or tablets), please add one-time upcharge of \$400 List per color per order.
- For standard laminates, refer to Standard Finish Card.
- For custom laminates, please contact Customer Service for pricing.
- Corian top is 1<sup>1</sup>/<sub>2</sub>" thick in lieu of standard table top thickness of 3<sup>3</sup>/<sub>4</sub>".
- Corian top available in seven standard colors. For non-standard colors, please contact Customer Service for pricing.
- **Table with laminate or Corian top, finish selection for table body must be specified.**
- Each unit comes standard with four (4) 5" high cast aluminum legs.
- Metal legs available in three finishes: #90 Metallic Silver, #92 Polished Aluminum and #95 Satin Black.
- Non-skid glides available for hard surface floors. Please specify "-NS02B" after model number and add \$20 List per table.
- All dimensions are nominal.

## CORIAN® COLORS:

Designer White	Sahara (T)
Rain Cloud	Sonora
Linen	Platinum (T)
Witch Hazel	

T = Terra Collection from Dupont.

Corian® is a registered trademark of Dupont.

# ACHELLA MODULAR

designed by christopher panichella

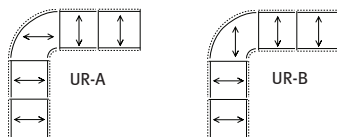


SIN #711-16

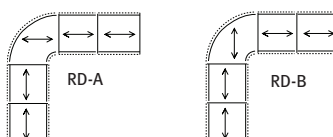
## BENCH PRODUCT FEATURES:

- Available in three sizes: 22" wide straight, 30-degree and 90-degree.
- Each unit comes standard with four (4) 5" high cast aluminum legs.
- Metal legs available in three finishes: #90 Metallic Silver, #92 Polished Aluminum and #95 Satin Black.
- Non-skid glides available for hard surface floors. Please specify "NS02B" after model number and add \$20 List per unit.
- Note: Upholstery direction must be specified on 90-degree benches when patterned fabrics are selected. In the absence of specific instructions, Arcadia reserves the right to upholster units at our discretion.**

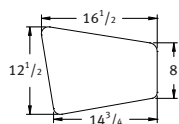
Up the roll



Railroaded



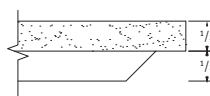
## ROTATING TABLET:



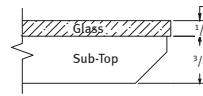
Tablet Shape



Veneer/Laminate Top - Edge Profile



Corian Top - Edge Profile



Back-Painted Glass Top - Edge Profile

- Available on individual lounge chairs, armless seat end-units and tables.
- Tablet size is 16 1/2" W x 12 1/2" D x 3/4" thick with 180-degree tablet turning radius on units with arms and 360-degree tablet turning radius on armless units and tables.
- Four tablet surface options: Maple veneer, laminate, Corian or back-painted glass.
- All standard and custom wood finishes available on Maple.
- For custom wood finishes (to tables and/or tablets), please add one-time upcharge of \$400 List per color per order.
- Laminate is applied to tablet top surface only.
- For standard laminates, refer to Standard Finish Card.
- For custom laminates, please contact Customer Service for pricing (to include matching edge finish).
- Corian available in seven standard colors. For non-standard options, please contact Customer Service for pricing.
- Glass is back-painted white and may be used as a writable surface with dry-erase markers. For other colors, please contact Customer Service for pricing.
- For maximum durability, a laminate or Corian surface with a clear coat edge finish is recommended.
- Tablet mounting post will match chair leg finish as standard, unless otherwise specified. For polished aluminum leg finish, post will be #91 Chrome (post not available in polished aluminum).



## ACHELLA MODULAR

designed by christopher panichella



SIN #711-16

### STATIONARY TABLE-ETTE:

- Available on individual lounge chairs, armless seat end-units and tables.
- Tablet size is 10" dia. x  $\frac{3}{4}$ " thick.
- Three table-ette surface options: Maple veneer, laminate and Corian.
- All standard and custom wood finishes available on Maple.
- For custom wood finishes (to tables and/or tablets), please add one-time upcharge of \$400 List per color per order.
- Laminate is applied to table-ette top surface only.
- For standard laminates, refer to Standard Finish Card.
- For custom laminates, please contact Customer Service for pricing (to include matching edge finish).
- Corian available in seven standard colors. For non-standard options, please contact Customer Service for pricing.
- For maximum durability, a laminate or Corian surface with a clear coat edge finish is recommended.
- Table-ette mounting post will match leg finish as standard, unless otherwise specified. For polished aluminum leg finish, post will be #91 Chrome (post not available in polished aluminum).

### TABLET AND TABLE-ETTE EDGE FINISH SPECIFICATIONS:

- For veneer tops, edge finish will always match the top finish color, unless otherwise specified.
- For standard laminate tops (laminate cannot be applied to the edge):
  - › Wood grain laminates, edge finish will match the laminate top color, unless otherwise specified.
  - › Solid color laminates, edge finish will be natural (clear coat) as standard, unless otherwise specified.
- For Corian tops:
  - › Designer White, Rain Cloud and Linen colors, edge will be white as standard, unless otherwise specified.
  - › Witch Hazel, Sahara and Sonora colors, edge will be natural (clear coat) as standard, unless otherwise specified.
  - › Platinum color, edge finish will be Kona as standard, unless otherwise specified.
- Edges are also available in all standard wood finishes, please specify. For custom edge finishes, please add one-time upcharge of \$400 List per color, per order.

# ACHELLA MODULAR

designed by christopher panichella



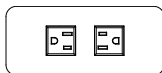
SIN #711-16

## POWER UNITS:

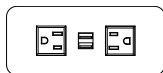
- Available on individual lounge chairs, armless seat end-units and all table sizes.
- PB1 and PB2 dimensions: 5<sup>3</sup>/<sub>4</sub>" W x 2<sup>1</sup>/<sub>2</sub>" D
- PB3 dimensions: 6<sup>1</sup>/<sub>2</sub>" W x 2<sup>1</sup>/<sub>2</sub>" D
- Metallic Silver or White finish with 108" electrical cord.
- UL listed.



PB1



PB2

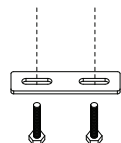


PB3

- PB1 unit features one outlet and two USB charging ports.
- PB2 unit features two outlets.
- PB3 unit features two outlets and two USB charging ports.

## MODULAR ARRANGEMENTS:

- Optional ganging bracket available, please specify "GC01" with quantity and add \$50 List per set. One set contains two brackets for connecting two units together.
- Field assembly required.



## NOTES:

- Lounge units available individually or in modular combinations with tables and benches.
- Each unit comes standard with four (4) 5" high cast aluminum legs.
- Metal legs available in #90 Metallic Silver, #92 Polished Aluminum and #95 Satin Black.
- Optional accessories listed separately, refer to page 14.
- Refer to pages 22-25 for two-tone upholstery examples and yardage requirements.

## SPECIFY:

1. Model number
2. Leg finish
3. Upholstery selection
4. Options, as applicable

## ORDERING EXAMPLE:



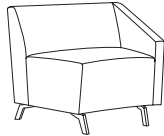
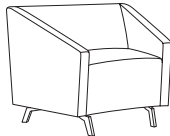
#2751-NS02B

30-Degree Inside Wedge  
Non-Skid GlidesACHELLA  
MODULAR

designed by christopher panichella



SIN #711-16

MODEL NUMBER	PRODUCT SPECIFICATIONS	FABRIC GRADES						LEATHER GRADES					
		COM	1	2	COL 3	4	5	6	7	8	L1	L2	L3
2751	 <b>Lounge Chair, Armless</b> <b>30-Degree Inside Wedge</b> W 36 <sup>3</sup> / <sub>4</sub> D 28 <sup>1</sup> / <sub>2</sub> H 29 <sup>1</sup> / <sub>2</sub> Seat Height 18 Inside Seat Width 20 <sup>3</sup> / <sub>4</sub> - 32 <sup>1</sup> / <sub>2</sub> Inside Seat Depth 20 <sup>1</sup> / <sub>4</sub> 3 Yds. 39 lbs. COL 60 Sq. Ft. TB 133, add \$144 List	1202	1364	1403	1472	1541	1607	1676	1739	1808	2123	2354	2579
2752	 <b>Lounge Chair, Right Arm</b> <b>30-Degree Inside Wedge</b> W 39 <sup>1</sup> / <sub>4</sub> D 28 <sup>1</sup> / <sub>2</sub> H 29 <sup>1</sup> / <sub>2</sub> Seat Height 18 Inside Seat Width 20 <sup>3</sup> / <sub>4</sub> - 32 <sup>1</sup> / <sub>2</sub> Inside Seat Depth 20 <sup>1</sup> / <sub>4</sub> Arm Height 25 <sup>3</sup> / <sub>4</sub> 4 <sup>1</sup> / <sub>2</sub> Yds. 52 lbs. COL 90 Sq. Ft. TB 133, add \$216 List	1400	1643	1702	1805	1909	2008	2111	2206	2309	2782	3128	3466
2753	 <b>Lounge Chair, Left Arm</b> <b>30-Degree Inside Wedge</b> W 39 <sup>1</sup> / <sub>4</sub> D 28 <sup>1</sup> / <sub>2</sub> H 29 <sup>1</sup> / <sub>2</sub> Seat Height 18 Inside Seat Width 20 <sup>3</sup> / <sub>4</sub> - 32 <sup>1</sup> / <sub>2</sub> Inside Seat Depth 20 <sup>1</sup> / <sub>4</sub> Arm Height 25 <sup>3</sup> / <sub>4</sub> 4 <sup>1</sup> / <sub>2</sub> Yds. 52 lbs. COL 90 Sq. Ft. TB 133, add \$216 List	1400	1643	1702	1805	1909	2008	2111	2206	2309	2782	3128	3466
2754	 <b>Lounge Chair, Right &amp; Left Arm</b> <b>30-Degree Inside Wedge</b> W 41 <sup>3</sup> / <sub>4</sub> D 28 <sup>1</sup> / <sub>2</sub> H 29 <sup>1</sup> / <sub>2</sub> Seat Height 18 Inside Seat Width 20 <sup>3</sup> / <sub>4</sub> - 32 <sup>1</sup> / <sub>2</sub> Inside Seat Depth 20 <sup>1</sup> / <sub>4</sub> Arm Height 25 <sup>3</sup> / <sub>4</sub> 5 <sup>3</sup> / <sub>4</sub> Yds. 65 lbs. COL 115 Sq. Ft. TB 133, add \$276 List	1599	1910	1985	2117	2249	2376	2508	2629	2761	3365	3807	4239
OPTIONS (XXXX - REFERS TO CHAIR MODEL NUMBER)													

## OPTIONS (XXXX - REFERS TO CHAIR MODEL NUMBER)

MODEL	DESCRIPTION	LIST
XXXX-NS02B	Non-Skid Glides	20
GC01 (order separately)	Ganging Connector (one set connects two units together)	50

# ACHELLA MODULAR

designed by christopher panichella

**NOTES:**

- Lounge units available individually or in modular combinations with tables and benches.
- Each unit comes standard with four (4) 5" high cast aluminum legs.
- Metal legs available in #90 Metallic Silver, #92 Polished Aluminum and #95 Satin Black.
- Optional accessories listed separately, refer to page 14.
- Refer to pages 22-25 for two-tone upholstery examples and yardage requirements.

**SPECIFY:**

1. Model number
2. Leg finish
3. Upholstery selection
4. Options, as applicable

**ORDERING EXAMPLE:****#2762-NS02B**30-Degree Outside Wedge  
Non-Skid Glides

SIN #711-16

MODEL NUMBER	PRODUCT SPECIFICATIONS	FABRIC GRADES								LEATHER GRADES			
		COM	1	2	COL 3	4	5	6	7	8	L1	L2	L3
2761	<b>Lounge Chair, Armless</b> <b>30-Degree Outside Wedge</b> W 36 <sup>3</sup> / <sub>4</sub> D 28 <sup>1</sup> / <sub>2</sub> H 29 <sup>1</sup> / <sub>2</sub> Seat Height 18 Inside Seat Width 32 <sup>1</sup> / <sub>2</sub> -20 <sup>3</sup> / <sub>4</sub> Inside Seat Depth 20 <sup>1</sup> / <sub>4</sub> 2 <sup>3</sup> / <sub>4</sub> Yds. 39 lbs. COL 55 Sq. Ft. TB 133, add \$132 List	1250	1399	1435	1498	1561	1622	1685	1743	1806	2095	2306	2513
2762	<b>Lounge Chair, Right Arm</b> <b>30-Degree Outside Wedge</b> W 39 <sup>1</sup> / <sub>4</sub> D 28 <sup>1</sup> / <sub>2</sub> H 29 <sup>1</sup> / <sub>2</sub> Seat Height 18 Inside Seat Width 32 <sup>1</sup> / <sub>2</sub> -20 <sup>3</sup> / <sub>4</sub> Inside Seat Depth 20 <sup>1</sup> / <sub>4</sub> Arm Height 25 <sup>3</sup> / <sub>4</sub> 3 <sup>3</sup> / <sub>4</sub> Yds. 52 lbs. COL 75 Sq. Ft. TB 133, add \$180 List	1449	1652	1701	1787	1873	1956	2042	2121	2207	2601	2889	3171
2763	<b>Lounge Chair, Left Arm</b> <b>30-Degree Outside Wedge</b> W 39 <sup>1</sup> / <sub>4</sub> D 28 <sup>1</sup> / <sub>2</sub> H 29 <sup>1</sup> / <sub>2</sub> Seat Height 18 Inside Seat Width 32 <sup>1</sup> / <sub>2</sub> -20 <sup>3</sup> / <sub>4</sub> Inside Seat Depth 20 <sup>1</sup> / <sub>4</sub> Arm Height 25 <sup>3</sup> / <sub>4</sub> 3 <sup>3</sup> / <sub>4</sub> Yds. 52 lbs. COL 75 Sq. Ft. TB 133, add \$180 List	1449	1652	1701	1787	1873	1956	2042	2121	2207	2601	2889	3171
2764	<b>Lounge Chair, Right &amp; Left Arm</b> <b>30-Degree Outside Wedge</b> W 41 <sup>3</sup> / <sub>4</sub> D 28 <sup>1</sup> / <sub>2</sub> H 29 <sup>1</sup> / <sub>2</sub> Seat Height 18 Inside Seat Width 32 <sup>1</sup> / <sub>2</sub> -20 <sup>3</sup> / <sub>4</sub> Inside Seat Depth 20 <sup>1</sup> / <sub>4</sub> Arm Height 25 <sup>3</sup> / <sub>4</sub> 5 <sup>1</sup> / <sub>4</sub> Yds. 65 lbs. COL 105 Sq. Ft. TB 133, add \$252 List	1647	1931	1999	2120	2241	2356	2477	2587	2708	3259	3663	4057
OPTIONS (XXXX - REFERS TO CHAIR MODEL NUMBER)													

**OPTIONS (XXXX - REFERS TO CHAIR MODEL NUMBER)**

MODEL	DESCRIPTION	LIST
XXXX-NS02B	Non-Skid Glides	20
GC01 (order separately)	Ganging Connector (one set connects two units together)	50

## NOTES:

- Lounge units available individually or in modular combinations with tables and benches.
- Each unit comes standard with four (4) 5" high cast aluminum legs.
- Metal legs available in #90 Metallic Silver, #92 Polished Aluminum and #95 Satin Black.
- Optional accessories listed separately, refer to page 14.
- Refer to pages 22-25 for two-tone upholstery examples and yardage requirements.

## SPECIFY:

1. Model number
2. Leg finish
3. Upholstery selection
4. Options, as applicable

## ORDERING EXAMPLE:

#2771-NS02B



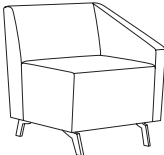
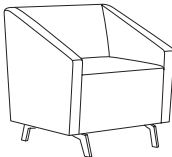
Straight  
Non-Skid Glides

ACHELLA  
MODULAR

designed by christopher panichella



SIN #711-16

MODEL NUMBER	PRODUCT SPECIFICATIONS	FABRIC GRADES						LEATHER GRADES					
		COM	1	2	COL 3	4	5	6	7	8	L1	L2	L3
2771	 <b>Lounge Chair, Armless Straight</b> W 22 D 28 <sup>1</sup> / <sub>2</sub> H 29 <sup>1</sup> / <sub>2</sub> Seat Height 18 Inside Seat Width 22 Inside Seat Depth 20 <sup>3</sup> / <sub>4</sub> 2 <sup>1</sup> / <sub>2</sub> Yds. 32 lbs. COL 50 Sq. Ft. TB 133, add \$120 List	1151	1286	1319	1376	1434	1489	1546	1599	1656	1919	2111	2299
2772	 <b>Lounge Chair, Right Arm Straight</b> W 24 <sup>1</sup> / <sub>2</sub> D 28 <sup>1</sup> / <sub>2</sub> H 29 <sup>1</sup> / <sub>2</sub> Seat Height 18 Inside Seat Width 22 Inside Seat Depth 20 <sup>3</sup> / <sub>4</sub> Arm Height 25 <sup>3</sup> / <sub>4</sub> 3 <sup>1</sup> / <sub>2</sub> Yds. 46 lbs. COL 70 Sq. Ft. TB 133, add \$168 List	1348	1537	1583	1663	1744	1821	1901	1975	2055	2423	2692	2955
2773	 <b>Lounge Chair, Left Arm Straight</b> W 24 <sup>1</sup> / <sub>2</sub> D 28 <sup>1</sup> / <sub>2</sub> H 29 <sup>1</sup> / <sub>2</sub> Seat Height 18 Inside Seat Width 22 Inside Seat Depth 20 <sup>3</sup> / <sub>4</sub> Arm Height 25 <sup>3</sup> / <sub>4</sub> 3 <sup>1</sup> / <sub>2</sub> Yds. 46 lbs. COL 70 Sq. Ft. TB 133, add \$168 List	1348	1537	1583	1663	1744	1821	1901	1975	2055	2423	2692	2955
2774	 <b>Lounge Chair, Right &amp; Left Arm Straight</b> W 27 D 28 <sup>1</sup> / <sub>2</sub> H 29 <sup>1</sup> / <sub>2</sub> Seat Height 18 Inside Seat Width 22 Inside Seat Depth 20 <sup>3</sup> / <sub>4</sub> Arm Height 25 <sup>3</sup> / <sub>4</sub> 4 <sup>3</sup> / <sub>4</sub> Yds. 60 lbs. COL 95 Sq. Ft. TB 133, add \$228 List	1547	1804	1866	1975	2084	2189	2298	2398	2507	3006	3371	3728
OPTIONS (XXXX - REFERS TO CHAIR MODEL NUMBER)													

## OPTIONS (XXXX - REFERS TO CHAIR MODEL NUMBER)

MODEL	DESCRIPTION	LIST
XXXX-NS02B	Non-Skid Glides	20
GC01 (order separately)	Ganging Connector (one set connects two units together)	50

# ACHELLA MODULAR

designed by christopher panichella

**NOTES:**

- Lounge units available individually or in modular combinations with tables and benches.
- Each unit comes standard with four (4) 5" high cast aluminum legs.
- Metal legs available in #90 Metallic Silver, #92 Polished Aluminum and #95 Satin Black.
- Optional accessories listed separately, refer to page 14.
- Refer to pages 22-25 for two-tone upholstery examples and yardage requirements.

**SPECIFY:**

1. Model number
2. Leg finish
3. Upholstery selection
4. Options, as applicable

**ORDERING EXAMPLE:**

#2751-H-NS02B

High Back 30-Degree  
Inside Wedge  
Non-Skid Glides

SIN #711-16

MODEL NUMBER	PRODUCT SPECIFICATIONS	FABRIC GRADES						LEATHER GRADES					
		COM	1	2	COL 3	4	5	6	7	8	L1	L2	L3
2751-H	<b>High Back Lounge Chair, Armless 30-Degree Inside Wedge</b> W 36 <sup>3</sup> / <sub>4</sub> D 28 <sup>1</sup> / <sub>2</sub> H 32 <sup>1</sup> / <sub>2</sub> Seat Height 18 Inside Seat Width 20 <sup>3</sup> / <sub>4</sub> - 32 <sup>1</sup> / <sub>2</sub> Inside Seat Depth 20 <sup>1</sup> / <sub>4</sub> 3 <sup>1</sup> / <sub>2</sub> Yds. 39 lbs. COL 70 Sq. Ft. TB 133, add \$168 List	1277	1466	1512	1592	1673	1750	1830	1904	1984	2352	2621	2884
2752-H	<b>High Back Lounge Chair, Right Arm 30-Degree Inside Wedge</b> W 39 <sup>1</sup> / <sub>4</sub> D 28 <sup>1</sup> / <sub>2</sub> H 32 <sup>1</sup> / <sub>2</sub> Seat Height 18 Inside Seat Width 20 <sup>3</sup> / <sub>4</sub> - 32 <sup>1</sup> / <sub>2</sub> Inside Seat Depth 20 <sup>1</sup> / <sub>4</sub> Arm Height 25 <sup>3</sup> / <sub>4</sub> 4 <sup>1</sup> / <sub>2</sub> Yds. 52 lbs. COL 90 Sq. Ft. TB 133, add \$216 List	1475	1718	1777	1880	1984	2083	2186	2281	2384	2857	3203	3541
2753-H	<b>High Back Lounge Chair, Left Arm 30-Degree Inside Wedge</b> W 39 <sup>1</sup> / <sub>4</sub> D 28 <sup>1</sup> / <sub>2</sub> H 32 <sup>1</sup> / <sub>2</sub> Seat Height 18 Inside Seat Width 20 <sup>3</sup> / <sub>4</sub> - 32 <sup>1</sup> / <sub>2</sub> Inside Seat Depth 20 <sup>1</sup> / <sub>4</sub> Arm Height 25 <sup>3</sup> / <sub>4</sub> 4 <sup>1</sup> / <sub>2</sub> Yds. 52 lbs. COL 90 Sq. Ft. TB 133, add \$216 List	1475	1718	1777	1880	1984	2083	2186	2281	2384	2857	3203	3541
2754-H	<b>High Back Lounge Chair, Right &amp; Left Arm, 30-Degree Inside Wedge</b> W 41 <sup>3</sup> / <sub>4</sub> D 28 <sup>1</sup> / <sub>2</sub> H 32 <sup>1</sup> / <sub>2</sub> Seat Height 18 Inside Seat Width 20 <sup>3</sup> / <sub>4</sub> - 32 <sup>1</sup> / <sub>2</sub> Inside Seat Depth 20 <sup>1</sup> / <sub>4</sub> Arm Height 25 <sup>3</sup> / <sub>4</sub> 5 <sup>3</sup> / <sub>4</sub> Yds. 65 lbs. COL 115 Sq. Ft. TB 133, add \$276 List	1675	1986	2061	2193	2325	2452	2584	2705	2837	3441	3883	4315
OPTIONS (XXXX - REFERS TO CHAIR MODEL NUMBER)													

**OPTIONS (XXXX - REFERS TO CHAIR MODEL NUMBER)**

MODEL	DESCRIPTION	LIST
XXXX-NS02B	Non-Skid Glides	20
GC01 (order separately)	Ganging Connector (one set connects two units together)	50



## NOTES:

- Lounge units available individually or in modular combinations with tables and benches.
- Each unit comes standard with four (4) 5" high cast aluminum legs.
- Metal legs available in #90 Metallic Silver, #92 Polished Aluminum and #95 Satin Black.
- Optional accessories listed separately, refer to page 14.
- Refer to pages 22-25 for two-tone upholstery examples and yardage requirements.

## SPECIFY:

1. Model number
2. Leg finish
3. Upholstery selection
4. Options, as applicable

## ORDERING EXAMPLE:

#2764-H-NS02B





High Back 30-Degree Outside  
Wedge, Right and Left Arm  
Non-Skid Glides

ACHELLA  
MODULAR

designed by christopher panichella



SIN #711-16

MODEL NUMBER	PRODUCT SPECIFICATIONS	FABRIC GRADES						LEATHER GRADES					
		COM	1	2	COL 3	4	5	6	7	8	L1	L2	L3
2761-H	 <b>High Back Lounge Chair, Armless 30-Degree Outside Wedge</b> W 36 <sup>3</sup> / <sub>4</sub> D 28 <sup>1</sup> / <sub>2</sub> H 32 <sup>1</sup> / <sub>2</sub> Seat Height 18 Inside Seat Width 32 <sup>1</sup> / <sub>2</sub> -20 <sup>3</sup> / <sub>4</sub> Inside Seat Depth 20 <sup>1</sup> / <sub>4</sub> 2 <sup>3</sup> / <sub>4</sub> Yds. 39 lbs. COL 55 Sq. Ft. TB 133, add \$132 List	1324	1473	1509	1572	1635	1696	1759	1817	1880	2169	2380	2587
2762-H	 <b>High Back Lounge Chair, Right Arm 30-Degree Outside Wedge</b> W 39 <sup>1</sup> / <sub>4</sub> D 28 <sup>1</sup> / <sub>2</sub> H 32 <sup>1</sup> / <sub>2</sub> Seat Height 18 Inside Seat Width 32 <sup>1</sup> / <sub>2</sub> -20 <sup>3</sup> / <sub>4</sub> Inside Seat Depth 20 <sup>1</sup> / <sub>4</sub> Arm Height 25 <sup>3</sup> / <sub>4</sub> 4 Yds. 52 lbs. COL 80 Sq. Ft. TB 133, add \$192 List	1423	1639	1691	1783	1875	1963	2055	2139	2231	2651	2959	3259
2763-H	 <b>High Back Lounge Chair, Left Arm 30-Degree Outside Wedge</b> W 39 <sup>1</sup> / <sub>4</sub> D 28 <sup>1</sup> / <sub>2</sub> H 32 <sup>1</sup> / <sub>2</sub> Seat Height 18 Inside Seat Width 32 <sup>1</sup> / <sub>2</sub> -20 <sup>3</sup> / <sub>4</sub> Inside Seat Depth 20 <sup>1</sup> / <sub>4</sub> Arm Height 25 <sup>3</sup> / <sub>4</sub> 4 Yds. 52 lbs. COL 80 Sq. Ft. TB 133, add \$192 List	1423	1639	1691	1783	1875	1963	2055	2139	2231	2651	2959	3259
2764-H	 <b>High Back Lounge Chair, Right &amp; Left Arm, 30-Degree Outside Wedge</b> W 41 <sup>3</sup> / <sub>4</sub> D 28 <sup>1</sup> / <sub>2</sub> H 32 <sup>1</sup> / <sub>2</sub> Seat Height 18 Inside Seat Width 32 <sup>1</sup> / <sub>2</sub> -20 <sup>3</sup> / <sub>4</sub> Inside Seat Depth 20 <sup>1</sup> / <sub>4</sub> Arm Height 25 <sup>3</sup> / <sub>4</sub> 5 <sup>1</sup> / <sub>4</sub> Yds. 65 lbs. COL 105 Sq. Ft. TB 133, add \$252 List	1720	2004	2072	2193	2314	2429	2550	2660	2781	3332	3736	4130
OPTIONS (XXXX - REFERS TO CHAIR MODEL NUMBER)													

## OPTIONS (XXXX - REFERS TO CHAIR MODEL NUMBER)

MODEL	DESCRIPTION	LIST
XXXX-NS02B	Non-Skid Glides	20
GC01 (order separately)	Ganging Connector (one set connects two units together)	50

# ACHELLA MODULAR

designed by christopher panichella

**NOTES:**

- Lounge units available individually or in modular combinations with tables and benches.
- Each unit comes standard with four (4) 5" high cast aluminum legs.
- Metal legs available in #90 Metallic Silver, #92 Polished Aluminum and #95 Satin Black.
- Optional accessories listed separately, refer to page 14.
- Refer to pages 22-25 for two-tone upholstery examples and yardage requirements.

**SPECIFY:**

1. Model number
2. Leg finish
3. Upholstery selection
4. Options, as applicable

**ORDERING EXAMPLE:**

#2771-H-NS02B

High Back Straight  
Non-Skid Glides

SIN #711-16

MODEL NUMBER	PRODUCT SPECIFICATIONS	FABRIC GRADES							LEATHER GRADES				
		COM	1	2	COL 3	4	5	6	7	8	L1	L2	L3
2771-H	<b>High Back Lounge Chair, Armless Straight</b> W 22 D 28 <sup>1</sup> / <sub>2</sub> H 32 <sup>1</sup> / <sub>2</sub> Seat Height 18 Inside Seat Width 22 Inside Seat Depth 20 <sup>1</sup> / <sub>4</sub> 2 <sup>1</sup> / <sub>2</sub> Yds. 32 lbs. COL 50 Sq. Ft. TB 133, add \$120 List	1224	1359	1392	1449	1507	1562	1619	1672	1729	1992	2184	2372
2772-H	<b>High Back Lounge Chair, Right Arm Straight</b> W 24 <sup>1</sup> / <sub>2</sub> D 28 <sup>1</sup> / <sub>2</sub> H 32 <sup>1</sup> / <sub>2</sub> Seat Height 18 Inside Seat Width 22 Inside Seat Depth 20 <sup>1</sup> / <sub>4</sub> Arm Height 25 <sup>3</sup> / <sub>4</sub> 3 <sup>3</sup> / <sub>4</sub> Yds. 46 lbs. COL 75 Sq. Ft. TB 133, add \$180 List	1423	1626	1675	1761	1847	1930	2016	2095	2181	2575	2863	3145
2773-H	<b>High Back Lounge Chair, Left Arm Straight</b> W 24 <sup>1</sup> / <sub>2</sub> D 28 <sup>1</sup> / <sub>2</sub> H 32 <sup>1</sup> / <sub>2</sub> Seat Height 18 Inside Seat Width 22 Inside Seat Depth 20 <sup>1</sup> / <sub>4</sub> Arm Height 25 <sup>3</sup> / <sub>4</sub> 3 <sup>3</sup> / <sub>4</sub> Yds. 46 lbs. COL 75 Sq. Ft. TB 133, add \$180 List	1423	1626	1675	1761	1847	1930	2016	2095	2181	2575	2863	3145
2774-H	<b>High Back Lounge Chair, Right &amp; Left Arm, Straight</b> W 27 D 28 <sup>1</sup> / <sub>2</sub> H 32 <sup>1</sup> / <sub>2</sub> Seat Height 18 Inside Seat Width 22 Inside Seat Depth 20 <sup>1</sup> / <sub>4</sub> Arm Height 25 <sup>3</sup> / <sub>4</sub> 5 Yds. 60 lbs. COL 100 Sq. Ft. TB 133, add \$240 List	1622	1892	1957	2072	2187	2297	2412	2517	2632	3157	3542	3917
OPTIONS (XXXX - REFERS TO CHAIR MODEL NUMBER)													

**OPTIONS (XXXX - REFERS TO CHAIR MODEL NUMBER)**

MODEL	DESCRIPTION	LIST
XXXX-NS02B	Non-Skid Glides	20
GC01 (order separately)	Ganging Connector (one set connects two units together)	50

## NOTES:

- Lounge units available individually or in modular combinations with tables and benches.
- Clean-out vent between seat and back.
- Each unit comes standard with four (4) 5" high cast aluminum legs.
- Metal legs available in #90 Metallic Silver, #92 Polished Aluminum and #95 Satin Black.
- Optional accessories listed separately, refer to page 14.
- Refer to pages 22-25 for two-tone upholstery examples and yardage requirements.

## SPECIFY:

1. Model number
2. Leg finish
3. Upholstery selection
4. Options, as applicable

## ORDERING EXAMPLE:

#2751-HV-NS02B





High Back 30-Degree  
Inside Wedge  
Non-Skid Glides

ACHELLA  
MODULAR

designed by christopher panichella



SIN #711-16

MODEL NUMBER	PRODUCT SPECIFICATIONS	FABRIC GRADES								LEATHER GRADES			
		COM	1	2	COL 3	4	5	6	7	8	L1	L2	L3
2751-HV	 <p><b>High Back Lounge Chair with Clean-Out, Armless, 30-Degree Inside Wedge</b> W 36<sup>3</sup>/<sub>4</sub> D 28<sup>1</sup>/<sub>2</sub> H 32<sup>1</sup>/<sub>2</sub> Seat Height 18 Inside Seat Width 20<sup>3</sup>/<sub>4</sub> - 32<sup>1</sup>/<sub>2</sub> Inside Seat Depth 20<sup>1</sup>/<sub>4</sub> 3<sup>3</sup>/<sub>4</sub> Yds. 39 lbs. COL 75 Sq. Ft. TB 133, add \$180 List</p>	1339	1542	1591	1677	1763	1846	1932	2011	2097	2491	2779	3061
2752-HV	 <p><b>High Back Lounge Chair with Clean-Out, Right Arm, 30-Degree Inside Wedge</b> W 39<sup>1</sup>/<sub>4</sub> D 28<sup>1</sup>/<sub>2</sub> H 32<sup>1</sup>/<sub>2</sub> Seat Height 18 Inside Seat Width 20<sup>3</sup>/<sub>4</sub> - 32<sup>1</sup>/<sub>2</sub> Inside Seat Depth 20<sup>1</sup>/<sub>4</sub> Arm Height 25<sup>3</sup>/<sub>4</sub> 5<sup>1</sup>/<sub>4</sub> Yds. 52 lbs. COL 105 Sq. Ft. TB 133, add \$252 List</p>	1537	1821	1889	2010	2131	2246	2367	2477	2598	3149	3553	3947
2753-HV	 <p><b>High Back Lounge Chair with Clean-Out, Left Arm 30-Degree Inside Wedge</b> W 39<sup>1</sup>/<sub>4</sub> D 28<sup>1</sup>/<sub>2</sub> H 32<sup>1</sup>/<sub>2</sub> Seat Height 18 Inside Seat Width 20<sup>3</sup>/<sub>4</sub> - 32<sup>1</sup>/<sub>2</sub> Inside Seat Depth 20<sup>1</sup>/<sub>4</sub> Arm Height 25<sup>3</sup>/<sub>4</sub> 5<sup>1</sup>/<sub>4</sub> Yds. 52 lbs. COL 105 Sq. Ft. TB 133, add \$252 List</p>	1537	1821	1889	2010	2131	2246	2367	2477	2598	3149	3553	3947
2754-HV	 <p><b>High Back Lounge Chair with Clean-Out, Right &amp; Left Arm 30-Degree Inside Wedge</b> W 41<sup>3</sup>/<sub>4</sub> D 28<sup>1</sup>/<sub>2</sub> H 32<sup>1</sup>/<sub>2</sub> Seat Height 18 Inside Seat Width 20<sup>3</sup>/<sub>4</sub> - 32<sup>1</sup>/<sub>2</sub> Inside Seat Depth 20<sup>1</sup>/<sub>4</sub> Arm Height 25<sup>3</sup>/<sub>4</sub> 6<sup>1</sup>/<sub>2</sub> Yds. 65 lbs. COL 130 Sq. Ft. TB 133, add \$312 List</p>	1736	2087	2172	2321	2471	2614	2763	2900	3049	3732	4232	4720
OPTIONS (XXXX - REFERS TO CHAIR MODEL NUMBER)													

OPTIONS (XXXX - REFERS TO CHAIR MODEL NUMBER)

MODEL	DESCRIPTION	LIST
XXXX-NS02B	Non-Skid Glides	20
GC01 (order separately)	Ganging Connector (one set connects two units together)	50

# ACHELLA MODULAR

designed by christopher panichella



## NOTES:

- Lounge units available individually or in modular combinations with tables and benches.
- Clean-out vent between seat and back.
- Each unit comes standard with four (4) 5" high cast aluminum legs.
- Metal legs available in #90 Metallic Silver, #92 Polished Aluminum and #95 Satin Black.
- Optional accessories listed separately, refer to page 34.
- Refer to pages 22-25 for two-tone upholstery examples and yardage requirements.

## SPECIFY:





1. Model number
2. Leg finish
3. Upholstery selection
4. Options, as applicable

## ORDERING EXAMPLE:

#2771-H-NS02B

High Back Straight  
Non-Skid Glides

SIN #711-16

MODEL NUMBER	PRODUCT SPECIFICATIONS	FABRIC GRADES							LEATHER GRADES				
		COM	1	2	COL 3	4	5	6	7	8	L1	L2	L3
2761-HV	 <b>High Back Lounge Chair with Clean-Out, Armless</b> <b>30-Degree Outside Wedge</b> W 36 <sup>3</sup> / <sub>4</sub> D 28 <sup>1</sup> / <sub>2</sub> H 32 <sup>1</sup> / <sub>2</sub> Seat Height 18 Inside Seat Width 32 <sup>1</sup> / <sub>2</sub> -20 <sup>3</sup> / <sub>4</sub> Inside Seat Depth 20 <sup>1</sup> / <sub>4</sub> 3 <sup>1</sup> / <sub>4</sub> Yds. 39 lbs. COL 65 Sq. Ft. TB 133, add \$156 List	1387	1563	1605	1680	1755	1826	1901	1969	2044	2385	2635	2879
2762-HV	 <b>High Back Lounge Chair with Clean-Out, Right Arm</b> <b>30-Degree Outside Wedge</b> W 39 <sup>1</sup> / <sub>4</sub> D 28 <sup>1</sup> / <sub>2</sub> H 32 <sup>1</sup> / <sub>2</sub> Seat Height 18 Inside Seat Width 32 <sup>1</sup> / <sub>2</sub> -20 <sup>3</sup> / <sub>4</sub> Inside Seat Depth 20 <sup>1</sup> / <sub>4</sub> Arm Height 25 <sup>3</sup> / <sub>4</sub> 4 <sup>1</sup> / <sub>2</sub> Yds. 52 lbs. COL 90 Sq. Ft. TB 133, add \$216 List	1585	1828	1887	1990	2094	2193	2296	2391	2494	2967	3313	3651
2763-HV	 <b>High Back Lounge Chair with Clean-Out, Left Arm</b> <b>30-Degree Outside Wedge</b> W 39 <sup>1</sup> / <sub>4</sub> D 28 <sup>1</sup> / <sub>2</sub> H 32 <sup>1</sup> / <sub>2</sub> Seat Height 18 Inside Seat Width 32 <sup>1</sup> / <sub>2</sub> -20 <sup>3</sup> / <sub>4</sub> Inside Seat Depth 20 <sup>1</sup> / <sub>4</sub> Arm Height 25 <sup>3</sup> / <sub>4</sub> 4 <sup>1</sup> / <sub>2</sub> Yds. 52 lbs. COL 90 Sq. Ft. TB 133, add \$216 List	1585	1828	1887	1990	2094	2193	2296	2391	2494	2967	3313	3651
2764-HV	 <b>High Back Lounge Chair with Clean-Out, Right &amp; Left Arm</b> <b>30-Degree Outside Wedge</b> W 41 <sup>3</sup> / <sub>4</sub> D 28 <sup>1</sup> / <sub>2</sub> H 32 <sup>1</sup> / <sub>2</sub> Seat Height 18 Inside Seat Width 32 <sup>1</sup> / <sub>2</sub> -20 <sup>3</sup> / <sub>4</sub> Inside Seat Depth 20 <sup>1</sup> / <sub>4</sub> Arm Height 25 <sup>3</sup> / <sub>4</sub> 5 <sup>3</sup> / <sub>4</sub> Yds. 65 lbs. COL 115 Sq. Ft. TB 133, add \$276 List	1783	2094	2169	2301	2433	2560	2692	2813	2945	3549	3991	4423
OPTIONS (XXXX - REFERS TO CHAIR MODEL NUMBER)													

## OPTIONS (XXXX - REFERS TO CHAIR MODEL NUMBER)

MODEL	DESCRIPTION	LIST
XXXX-NS02B	Non-Skid Glides	20
GC01 (order separately)	Ganging Connector (one set connects two units together)	50

## NOTES:

- Lounge units available individually or in modular combinations with tables and benches.
- Clean-out vent between seat and back.
- Each unit comes standard with four (4) 5" high cast aluminum legs.
- Metal legs available in #90 Metallic Silver, #92 Polished Aluminum and #95 Satin Black.
- Optional accessories listed separately, refer to page 14.
- Refer to pages 22-25 for two-tone upholstery examples and yardage requirements.

## SPECIFY:

1. Model number
2. Leg finish
3. Upholstery selection
4. Options, as applicable

## ORDERING EXAMPLE:





#2771-HV-NS02B

High Back Straight  
Non-Skid GlidesACHELLA  
MODULAR

designed by christopher panichella



SIN #711-16

MODEL NUMBER	PRODUCT SPECIFICATIONS	FABRIC GRADES						LEATHER GRADES					
		COM	1	2	COL 3	4	5	6	7	8	L1	L2	L3
2771-HV	<div></div> <div><b>High Back Lounge Chair with Clean-Out, Armless Straight</b> W 22 D 28½ H 32½ Seat Height 18 Inside Seat Width 22 Inside Seat Depth 20¼ 2¾ Yds. 39 lbs. COL 55 Sq. Ft. TB 133, add \$132 List</div>	1286	1435	1471	1534	1597	1658	1721	1779	1842	2131	2342	2549
2772-HV	<div></div> <div><b>High Back Lounge Chair with Clean-Out, Right Arm Straight</b> W 24½ D 28½ H 32½ Seat Height 18 Inside Seat Width 22 Inside Seat Depth 20¼ Arm Height 25¾ 4 Yds. 46 lbs. COL 80 Sq. Ft. TB 133, add \$192 List</div>	1485	1701	1753	1845	1937	2025	2117	2201	2293	2713	3021	3321
2773-HV	<div></div> <div><b>High Back Lounge Chair with Clean-Out, Left Arm Straight</b> W 24½ D 28½ H 32½ Seat Height 18 Inside Seat Width 22 Inside Seat Depth 20¼ Arm Height 25¾ 4 Yds. 46 lbs. COL 80 Sq. Ft. TB 133, add \$192 List</div>	1485	1701	1753	1845	1937	2025	2117	2201	2293	2713	3021	3321
2774-HV	<div></div> <div><b>High Back Lounge Chair with Clean-Out, Right &amp; Left Arm Straight</b> W 27 D 28½ H 32½ Seat Height 18 Inside Seat Width 22 Inside Seat Depth 20¼ Arm Height 25¾ 5¼ Yds. 60 lbs. COL 105 Sq. Ft. TB 133, add \$252 List</div>	1684	1968	2036	2157	2278	2393	2514	2624	2745	3296	3700	4094
OPTIONS (XXXX - REFERS TO CHAIR MODEL NUMBER)													

OPTIONS (XXXX - REFERS TO CHAIR MODEL NUMBER)

MODEL	DESCRIPTION	LIST
XXXX-NS02B	Non-Skid Glides	20
GC01 (order separately)	Ganging Connector (one set connects two units together)	50

# ACHELLA MODULAR

designed by christopher panichella



SIN #711-16

**NOTES:**

- Rotating tablet available in Maple veneer, laminate, Corian or back-painted glass.
- Stationary table-ette available in Maple veneer, laminate or Corian.
- Metal post will match leg finish as standard, unless otherwise specified.
- For increased durability, a laminate or Corian surface is recommended.
- Optional ganging connector can only be used on non-tablet side of each unit.
- Power units available on individual lounge chairs, armless seat end-units and all connecting table sizes.

**SPECIFY:**

- Model number
- Wood finish
- Edge finish, as applicable

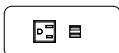
**ORDERING EXAMPLE:**

#2751-TAR02-CO

Outside Mounted Rotating  
Tablet Right, Corian

MODEL NUMBER	PRODUCT SPECIFICATIONS	TABLET TOP FINISH		
		VENEER OR LAMINATE	CORIAN (-CO)	BACK-PAINTED GLASS (-PG)
<b>XXXX-TAR02</b>	<b>Outside Mounted Rotating Tablet, Right (as seated)</b> Dimensions: 16 <sup>1</sup> / <sub>2</sub> " W x 12 <sup>1</sup> / <sub>2</sub> " D x 3 <sup>3</sup> / <sub>4</sub> " thick 360-Degree Rotating Radius, 6 lbs. Available on the following model numbers:  2751    2753    2761    2763    2771    2773 2751-H   2753-H   2761-H   2763-H   2771-H   2773-H 2751-HV   2753-HV   2761-HV   2763-HV   2771-HV   2773-HV	383	686	541
<b>XXXX-TAL02</b>	<b>Outside Mounted Rotating Tablet, Left (as seated)</b> Dimensions: 16 <sup>1</sup> / <sub>2</sub> " W x 12 <sup>1</sup> / <sub>2</sub> " D x 3 <sup>3</sup> / <sub>4</sub> " thick 360-Degree Rotating Radius, 6 lbs. Available on the following model numbers:  2751    2752    2761    2762    2771    2772 2751-H   2752-H   2761-H   2762-H   2771-H   2772-H 2751-HV   2752-HV   2761-HV   2762-HV   2771-HV   2772-HV	383	686	541
<b>XXXX-STR01</b>	<b>Outside Mounted Table-ette, Right (as seated)</b> Dimensions: 10 dia. x 3 <sup>3</sup> / <sub>4</sub> " thick Stationary, 5 lbs. Available on the following model numbers:  2751    2753    2761    2763    2771    2773 2751-H   2753-H   2761-H   2763-H   2771-H   2773-H 2751-HV   2753-HV   2761-HV   2763-HV   2771-HV   2773-HV	361	529	N/A
<b>XXXX-STL01</b>	<b>Outside Mounted Table-ette, Left (as seated)</b> Dimensions: 10 dia. x 3 <sup>3</sup> / <sub>4</sub> " thick Stationary, 5 lbs. Available on the following model numbers:  2751    2752    2761    2762    2771    2772 2751-H   2752-H   2761-H   2762-H   2771-H   2772-H 2751-HV   2752-HV   2761-HV   2762-HV   2771-HV   2772-HV	361	529	N/A

PB1

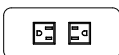


Power Band 1 (1 Power, 2 USB), Silver (-S) or White (-W)

LIST

413

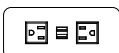
PB2



Power Band 2 (Dual Power), Silver (-S) or White (-W)

322

PB3



Power Band 3 (Dual Power, 2 USB), Silver (-S) or White (-W)

429

**NOTES:**

- Metal legs available in #90 Metallic Silver, #92 Polished Aluminum and #95 Satin Black.
- Refer to pages 25-28 for two-tone upholstery examples and yardage requirements.

**SPECIFY:**

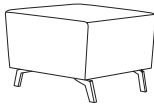

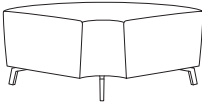
1. Model number
2. Leg finish
3. Upholstery selection
4. Options, as applicable

**ORDERING EXAMPLE:****#2780-NS02B**Straight Bench  
Non-Skid Glides**ACHELLA  
MODULAR**

designed by christopher panichella



SIN #711-16

MODEL NUMBER	PRODUCT SPECIFICATIONS	FABRIC GRADES						LEATHER GRADES					
		COM	1	2	COL 3	4	5	6	7	8	L1	L2	L3
2780	 <b>Straight Bench</b> W 22 D 26 <sup>3</sup> / <sub>4</sub> H 18 Seat Height 18 1 <sup>1</sup> / <sub>2</sub> Yds. 30 lbs. COL 30 Sq. Ft. TB 133, add \$72 List	933	1014	1034	1068	1103	1136	1170	1202	1236	1394	1509	1622
2785	 <b>30-Degree Bench</b> W 22 <sup>1</sup> / <sub>2</sub> - 36 <sup>3</sup> / <sub>4</sub> D 26 <sup>3</sup> / <sub>4</sub> H 18 Seat Height 18 2 <sup>1</sup> / <sub>4</sub> Yds. 30 lbs. COL 45 Sq. Ft. TB 133, add \$108 List	990	1112	1141	1193	1245	1294	1346	1393	1445	1681	1854	2023
2786	 <b>90-Degree Bench</b> W 34 D 26 <sup>3</sup> / <sub>4</sub> H 18 Seat Height 18 2 <sup>1</sup> / <sub>4</sub> Yds. 30 lbs. COL 45 Sq. Ft. TB 133, add \$108 List	1096	1218	1247	1299	1351	1400	1452	1499	1551	1787	1960	2129
OPTIONS (XXXX - REFERS TO BENCH MODEL NUMBER)													

**MODEL****DESCRIPTION****LIST**

XXXX-NS02B

Non-Skid Glides

20

GC01 (order separately)

Ganging Connector (one set connects two units together)

50

# ACHELLA MODULAR

designed by christopher panichella



SIN #711-16

**NOTES:**

- Available in Maple veneer, laminate or Corian (top surface only).
- Corian top is 1/2" thick in lieu of standard table top thickness of 3/4".
- Table with laminate or Corian top, finish selection for table body must be specified.**
- Metal legs available in #90 Metallic Silver, #92 Polished Aluminum and #95 Satin Black.
- Refer to pages 2-4 for tablet and power unit details.
- Tablet post is positioned 5 1/2" from front of table.

**SPECIFY:**

- Model number
- Wood finish
- Leg finish
- Tablet/Table-ette finish, as applicable
- Options, as applicable

**ORDERING EXAMPLE:****#2791-CO-TAC01-PB1-S**

12" Straight Table, Corian Top  
Veneer Rotating Tablet  
Power Band 1 Unit, Silver

MODEL NUMBER	PRODUCT SPECIFICATIONS	TABLE TOP FINISH	
		VENEER OR LAMINATE	CORIAN (-CO)
2791	<b>12" Straight Table</b> W 12 D 25 1/4 H 16 27 lbs.	965	1326

**OPTIONS (XXXX - REFERS TO TABLE MODEL NUMBER)**

MODEL	DESCRIPTION	LIST
XXXX-TAC01	Veneer/Laminate Rotating Tablet, Center	326
XXXX-TAC01-CO	Corian Rotating Tablet, Center	629
XXXX-TAC01-PG	Back-Painted Glass Rotating Tablet, Center	484
XXXX-STC01	Veneer/Laminate Stationary Table-ette, Center	304
XXXX-STC01-CO	Corian Stationary Table-ette, Center	472
XXXX-PB1-S	Power Band 1 (one power, two USB), Silver	413
XXXX-PB1-W	Power Band 1 (one power, two USB), White	413
XXXX-PB2-S	Power Band 2 (dual power), Silver	322
XXXX-PB2-W	Power Band 2 (dual power), White	322
XXXX-PB3-S	Power Band 3 (dual power, two USB), Silver	429
XXXX-PB3-W	Power Band 3 (dual power, two USB), White	429
XXXX-NS02B	Non-Skid Glides	20
GC01 (order separately)	Ganging Connector (one set connects two units together)	50



Tablet, Center



Table-ette, Center



## NOTES:

- Available in Maple veneer, laminate or Corian (top surface only).
- Corian top is 1/2" thick in lieu of standard table top thickness of 3/4".
- Table with laminate or Corian top, finish selection for table body must be specified.**
- Metal legs available in #90 Metallic Silver, #92 Polished Aluminum and #95 Satin Black.
- Refer to pages 2-4 for tablet and power unit details.
- Tablet post is positioned 2 1/2" x 2 1/2" from corner closest to seating unit.

## SPECIFY:

1. Model number
2. Wood finish
3. Leg finish,
4. Tablet/Table-ette finish, as applicable
5. Options, as applicable

## ORDERING EXAMPLE:

#2792-TAL16-CO-PB2-W

22" Straight Table  
Corian Rotating Tablet, Left  
Power Band 2 Unit, White

ACHELLA  
MODULAR

designed by christopher panichella



SIN #711-16

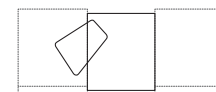
MODEL NUMBER	PRODUCT SPECIFICATIONS	TABLE TOP FINISH	
		VENEER OR LAMINATE	CORIAN (-CO)
2792	<b>22" Straight Table</b> W 22 D 25 1/4 H 16 43 lbs.	1175	1811

2792

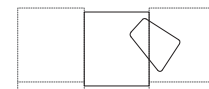


## OPTIONS (XXXX - REFERS TO TABLE MODEL NUMBER)

MODEL	DESCRIPTION	LIST
XXXX-TAR16	Veneer/Laminate Rotating Tablet, Right (as seated)	326
XXXX-TAL16	Veneer/Laminate Rotating Tablet, Left (as seated)	326
XXXX-TAR16-CO	Corian Rotating Tablet, Right (as seated)	629
XXXX-TAL16-CO	Corian Rotating Tablet, Left (as seated)	629
XXXX-TAR16-PG	Back-Painted Glass Rotating Tablet, Right (as seated)	484
XXXX-TAL16-PG	Back-Painted Glass Rotating Tablet, Left (as seated)	484
XXXX-STC01	Veneer/Laminate Stationary Table-ette, Center	304
XXXX-STC01-CO	Corian Stationary Table-ette, Center	472
XXXX-PB1-S	Power Band 1 (one power, two USB), Silver	413
XXXX-PB1-W	Power Band 1 (one power, two USB), White	413
XXXX-PB2-S	Power Band 2 (dual power), Silver	322
XXXX-PB2-W	Power Band 2 (dual power), White	322
XXXX-PB3-S	Power Band 3 (dual power, two USB), Silver	429
XXXX-PB3-W	Power Band 3 (dual power, two USB), White	429
XXXX-NS02B	Non-Skid Glides	20
GC01 (order separately)	Ganging Connector (one set connects two units together)	50



Tablet Right, as seated



Tablet Left, as seated

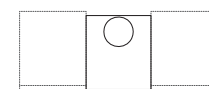


Table-ette Center

# ACHELLA MODULAR

designed by christopher panichella



SIN #711-16

**NOTES:**

- Available in Maple veneer, laminate or Corian (top surface only).
- Corian top is 1/2" thick in lieu of standard table top thickness of 3/4".
- Table with laminate or Corian top, finish selection for table body must be specified.**
- Metal legs available in #90 Metallic Silver, #92 Polished Aluminum and #95 Satin Black.
- Refer to pages 2-4 for tablet and power unit details.
- Tablet post is positioned 2 1/2" x 2 1/2" from corner closest to seating unit.

**SPECIFY:**

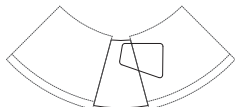
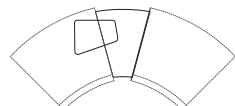
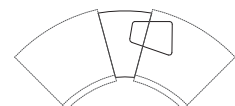

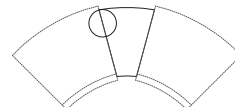
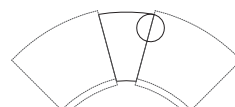
- Model number
- Wood finish
- Leg finish
- Tablet/Table-ette finish, as applicable
- Options, as applicable

**ORDERING EXAMPLE:****#2796-CO-STC01-CO-PB1-S**

30-Degree Narrow Table  
Corian Top  
Corian Table-ette, Inside Wedge,  
Center  
Power Band 1 Unit, Silver

MODEL NUMBER	PRODUCT SPECIFICATIONS	TABLE TOP FINISH	
		VEENEER OR LAMINATE	CORIAN (-CO)
<b>2796</b>	<b>30-Degree Narrow Table</b> W 20 D 25 1/2 H 16 28 lbs.	1126	1706

**OPTIONS (XXXX - REFERS TO TABLE MODEL NUMBER)**

MODEL	DESCRIPTION	LIST	
Rotating Tablet			 Tablet Center, Inside Wedge
XXXX-TAC01	Veneer/Laminate, Inside Wedge, Center	326	
XXXX-TAR16	Veneer/Laminate, Outside Wedge, Right (as seated)	326	
XXXX-TAL16	Veneer/Laminate, Outside Wedge, Left (as seated)	326	
XXXX-TAC01-CO	Corian, Inside Wedge, Center	629	
XXXX-TAR16-CO	Corian, Outside Wedge, Right (as seated)	629	
XXXX-TAL16-CO	Corian, Outside Wedge, Left (as seated)	629	
XXXX-TAC01-PG	Back-Painted Glass, Inside Wedge, Center	484	
XXXX-TAR16-PG	Back-Painted Glass, Outside Wedge, Right (as seated)	484	
XXXX-TAL16-PG	Back-Painted Glass, Outside Wedge, Left (as seated)	484	
Stationary Table-ette			 Tablet Right, Outside Wedge
XXXX-STC01	Veneer/Laminate, Inside Wedge, Center	304	
XXXX-STR02	Veneer/Laminate, Outside Wedge, Right (as seated)	304	
XXXX-STL02	Veneer/Laminate, Outside Wedge, Left (as seated)	304	 Tablet Left, Outside Wedge
XXXX-STC01-CO	Corian, Inside Wedge, Center	472	
XXXX-STR02-CO	Corian, Outside Wedge, Right (as seated)	472	
XXXX-STL02-CO	Corian, Outside Wedge, Left (as seated)	472	
XXXX-PB1-S	Power Band 1 (one power, two USB), Silver	413	 Table-ette Center, Inside Wedge
XXXX-PB1-W	Power Band 1 (one power, two USB), White	413	
XXXX-PB2-S	Power Band 2 (dual power), Silver	322	
XXXX-PB2-W	Power Band 2 (dual power), White	322	 Table-ette Right, Outside Wedge
XXXX-PB3-S	Power Band 3 (dual power, two USB), Silver	429	
XXXX-PB3-W	Power Band 3 (dual power, two USB), White	429	
XXXX-NS02B	Non-Skid Glides	20	 Table-ette Left, Outside Wedge
GC01 (order separately)	Ganging Connector (one set connects two units together)	50	

## NOTES:

- Available in Maple veneer, laminate or Corian (top surface only).
- Corian top is 1/2" thick in lieu of standard table top thickness of 3/4".
- Table with laminate or Corian top, finish selection for table body must be specified.**
- Metal legs available in #90 Metallic Silver, #92 Polished Aluminum and #95 Satin Black.
- Refer to pages 2-4 for tablet and power unit details.
- Tablet post is positioned 5 1/2" x 5 1/2" from corner closest to seating unit.

## SPECIFY:

- Model number
- Wood finish
- Leg finish
- Tablet/Table-ette finish, as applicable
- Options, as applicable

## ORDERING EXAMPLE:

#2797-TAL16-PG-NS02B

30-Degree Wide Table  
Back-Painted Glass Tablet,  
Outside Wedge, Left  
Non-Skid Glides

ACHELLA  
MODULAR

designed by christopher panichella



SIN #711-16

MODEL NUMBER	PRODUCT SPECIFICATIONS	TABLE TOP FINISH	
		VENEER OR LAMINATE	CORIAN (-CO)
2797	<b>30-Degree Wide Table</b> W 28 D 25 1/2 H 16 37 lbs.	1337	2137

## OPTIONS (XXXX - REFERS TO TABLE MODEL NUMBER)

## MODEL

## DESCRIPTION

## LIST

## Rotating Tablet

XXXX-TAC01	Veneer/Laminate, Inside Wedge, Center	326
XXXX-TAR16	Veneer/Laminate, Outside Wedge, Right (as seated)	326
XXXX-TAL16	Veneer/Laminate, Outside Wedge, Left (as seated)	326
XXXX-TAR16-TAL16	Veneer/Laminate, Outside Wedge, Right and Left	652
XXXX-TAC01-CO	Corian, Inside Wedge, Center	629
XXXX-TAR16-CO	Corian, Outside Wedge, Right (as seated)	629
XXXX-TAL16-CO	Corian, Outside Wedge, Left (as seated)	629
XXXX-TAR16-CO-TAL16-CO	Corian, Outside Wedge, Right and Left	1258
XXXX-TAC01-PG	Back-Painted Glass, Inside Wedge, Center	484
XXXX-TAR16-PG	Back-Painted Glass, Outside Wedge, Right (as seated)	484
XXXX-TAL16-PG	Back-Painted Glass, Outside Wedge, Left (as seated)	484
XXXX-TAR16-PG-TAL16-PG	Back-Painted Glass, Outside Wedge, Right and Left	968



Tablet Center, Inside Wedge

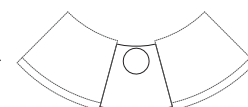
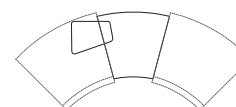


Table-ette Center, Inside Wedge



Tablet Right, Outside Wedge

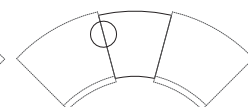
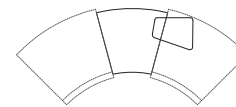


Table-ette Right, Outside Wedge

## Stationary Table-ette

XXXX-STC01	Veneer/Laminate, Inside Wedge, Center	304
XXXX-STR02	Veneer/Laminate, Outside Wedge, Right (as seated)	304
XXXX-STL02	Veneer/Laminate, Outside Wedge, Left (as seated)	304
XXXX-STR02-STL02	Veneer/Laminate, Outside Wedge, Right and Left	608
XXXX-STC01-CO	Corian, Inside Wedge, Center	472
XXXX-STR02-CO	Corian, Outside Wedge, Right (as seated)	472
XXXX-STL02-CO	Corian, Outside Wedge, Left (as seated)	472
XXXX-STR02-CO-STL02-CO	Corian, Outside Wedge, Right and Left	944
XXXX-PB1-S	Power Band 1 (one power, two USB), Silver	413
XXXX-PB1-W	Power Band 1 (one power, two USB), White	413
XXXX-PB2-S	Power Band 2 (dual power), Silver	322
XXXX-PB2-W	Power Band 2 (dual power), White	322
XXXX-PB3-S	Power Band 3 (dual power, two USB), Silver	429
XXXX-PB3-W	Power Band 3 (dual power, two USB), White	429



Tablet Left, Outside Wedge

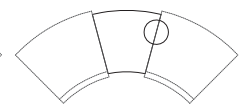
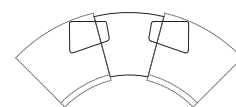
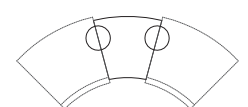


Table-ette Left, Outside Wedge

Tablet Right and Left,  
Outside WedgeTable-ette Right and Left,  
Outside Wedge

XXXX-NS02B	Non-Skid Glides	20
GC01 (order separately)	Ganging Connector (one set connects two units together)	50

# ACHELLA MODULAR

designed by christopher panichella



SIN #711-16

**NOTES:**

- Available in Maple veneer, laminate or Corian (top surface only).
- Corian top is 1/2" thick in lieu of standard table top thickness of 3/4".
- Table with laminate or Corian top, finish selection for table body must be specified.**
- Metal legs available in #90 Metallic Silver, #92 Polished Aluminum and #95 Satin Black.
- Refer to pages 2-4 for tablet and power unit details.
- Tablet post is positioned 5 1/2" x 5 1/2" from corner closest to seating unit.

**SPECIFY:**

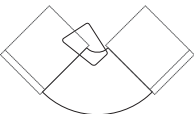
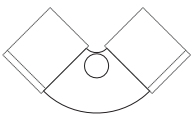
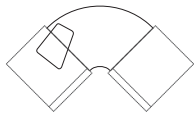
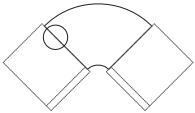
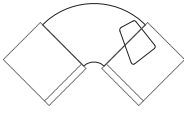
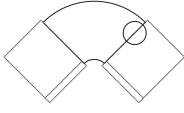
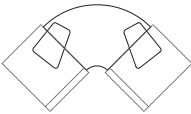
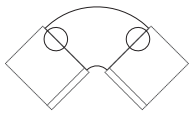
- Model number
- Wood finish
- Leg finish
- Tablet/Table-ette finish, as applicable
- Options, as applicable

**ORDERING EXAMPLE:****#2798-CO-TAC01-PG-PB1-W**

90-Degree Wide Table, Corian Top  
Back-Painted Glass Tablet, Inside  
Wedge, Center  
Power Band 1 Unit, White

MODEL NUMBER	PRODUCT SPECIFICATIONS	TABLE TOP FINISH	
		VENEER OR LAMINATE	CORIAN (-CO)
2798	<b>90-Degree Table</b> W 43 D 23 H 16 47 lbs.	1460	2577

**OPTIONS (XXXX - REFERS TO TABLE MODEL NUMBER)**

MODEL	DESCRIPTION	LIST		
Rotating Tablet				
XXXX-TAC01	Veneer/Laminate, Inside Wedge, Center	326		
XXXX-TAR16	Veneer/Laminate, Outside Wedge, Right (as seated)	326		
XXXX-TAL16	Veneer/Laminate, Outside Wedge, Left (as seated)	326		
XXXX-TAR16-TAL16	Veneer/Laminate, Outside Wedge, Right and Left	652		
XXXX-TAC01-CO	Corian, Inside Wedge, Center	629	Tablet Center, Inside Wedge	Table-ette Center, Inside Wedge
XXXX-TAR16-CO	Corian, Outside Wedge, Right (as seated)	629		
XXXX-TAL16-CO	Corian, Outside Wedge, Left (as seated)	629		
XXXX-TAR16-CO-TAL16-CO	Corian, Outside Wedge, Right and Left	1258		
XXXX-TAC01-PG	Back-Painted Glass, Inside Wedge, Center	484	Tablet Right, Outside Wedge	Table-ette Right, Outside Wedge
XXXX-TAR16-PG	Back-Painted Glass, Outside Wedge, Right (as seated)	484		
XXXX-TAL16-PG	Back-Painted Glass, Outside Wedge, Left (as seated)	484		
XXXX-TAR16-PG-TAL16-PG	Back-Painted Glass, Outside Wedge, Right and Left	968		
Stationary Table-ette				
XXXX-STC01	Veneer/Laminate, Inside Wedge, Center	304		
XXXX-STR02	Veneer/Laminate, Outside Wedge, Right (as seated)	304		
XXXX-STL02	Veneer/Laminate, Outside Wedge, Left (as seated)	304		
XXXX-STR02-STL02	Veneer/Laminate, Outside Wedge, Right and Left	608		
XXXX-STC01-CO	Corian, Inside Wedge, Center	472		
XXXX-STR02-CO	Corian, Outside Wedge, Right (as seated)	472		
XXXX-STL02-CO	Corian, Outside Wedge, Left (as seated)	472		
XXXX-STR02-CO-STL02-CO	Corian, Outside Wedge, Right and Left	944		
XXXX-PB1-S	Power Band 1 (one power, two USB), Silver	413	Tablet Right and Left, Outside Wedge	Table-ette Right and Left, Outside Wedge
XXXX-PB1-W	Power Band 1 (one power, two USB), White	413		
XXXX-PB2-S	Power Band 2 (dual power), Silver	322		
XXXX-PB2-W	Power Band 2 (dual power), White	322		
XXXX-PB3-S	Power Band 3 (dual power, two USB), Silver	429		
XXXX-PB3-W	Power Band 3 (dual power, two USB), White	429		
XXXX-NS02B	Non-Skid Glides	20		
GC01 (order separately)	Ganging Connector (one set connects two units together)	50		

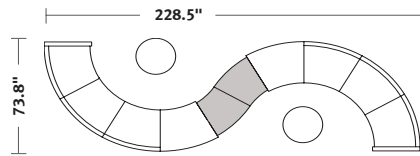
# ACHELLA MODULAR

designed by christopher panichella

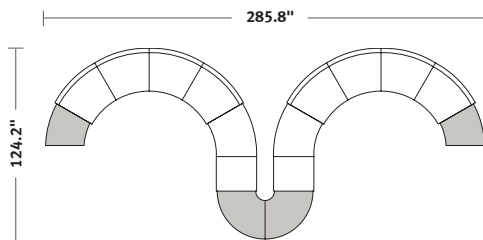


SIN #711-16

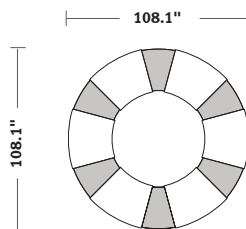
## CONFIGURATION EXAMPLES



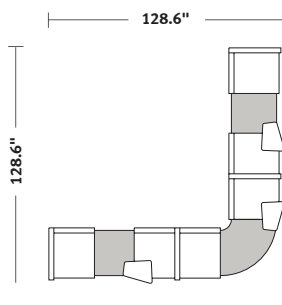
Qty	Model #	Description	COM List
2	2753	Lounge Chair, Left Arm, 30-Degree Inside Wedge (\$1,400 ea)	2,800
4	2751	Lounge Chair, Armless, 30-Degree Inside Wedge (\$1,202 ea)	4,808
2	2785	Bench, 30-Degree Wedge (\$990 ea)	1,980
2	2797	Table, 30-Degree Wide (\$1,337 ea)	2,674
2	7262	Achella 30" Round Bench (\$1,371 ea)	2,742
12			15,004



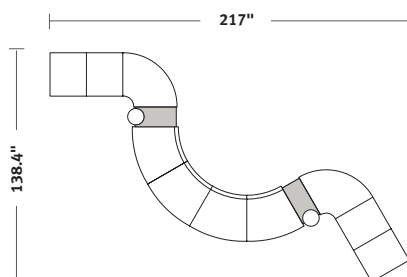
Qty	Model #	Description	COM List
2	2797	Table, 30-Degree Wide (\$1,337 ea)	2,674
8	2751	Lounge Chair, Armless, 30-Degree Inside Wedge (\$1,202 ea)	9,616
2	2785	Bench, 30-Degree Wedge (\$990 ea)	1,980
2	2780	Bench, Straight (\$933 ea)	1,866
2	2798	Table, 90-Degree (\$1,460 ea)	2,920
16			19,056



Qty	Model #	Description	COM List
6	2785	Bench, 30-Degree Wedge (\$990 ea)	5,940
6	2796	Table, 30-Degree Narrow (\$1,126 ea)	6,756
12			12,696



Qty	Model #	Description	COM List
3	2772	Lounge Chair, Right Arm, Straight (\$1,348 ea)	4,044
1	2792-TAR16	Table, 22" Straight, Rotating Tablet, Right	1,501
2	2771	Lounge Chair, Armless, Straight (\$1,151 ea)	2,302
1	2798-TAR16	Table, 90-Degree, Outside Wedge Rotating Tablet, Right	1,786
1	2792-TAL16	Table, 22" Straight, Rotating Tablet, Left	1,501
1	2773	Lounge Chair, Left Arm, Straight	1,348
9			12,482



Qty	Model #	Description	COM List
4	2780	Bench, Straight (\$933 ea)	3,732
2	2786	Bench, 90-Degree (\$1,096 ea)	2,192
2	2791-STC01	Table, 12" Straight, Table-ette (\$1,269 ea)	2,538
4	2761	Lounge Chair, Armless, 30-Degree Outside Wedge (\$1,250 ea)	5,000
12			13,462

# ACHELLA MODULAR

designed by christopher panichella




## UPHOLSTERY COMBINATIONS:

For fabric, vinyl or leather upholstery combinations, refer to the pricing below:

- When combining **two** COM/COV/COL fabrics, or fabrics with the same grade, add \$65 List per unit.
- When combining **three or more** COM/COV/COL fabrics, or fabrics with the same grade, add \$75 List per unit.
- When combining different grades of fabric, price will be based on the highest grade specified.
- Two-tone upholstery examples and yardage requirements for the most common combinations are listed below. Additional combinations available, please contact Customer Service for yardage requirements and pricing.
- Note: Yardage amounts are based on fabric which is plain (i.e. non-directional) and a full 54" wide.
- **Appropriate upholstery code must be included on order.**

SIN #711-16


## CONFIGURATION EXAMPLES



### Code AM1

#### Model COM Requirement

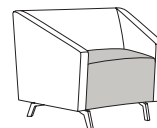
2751 Seat Cushion Only =  $1\frac{1}{2}$  yds.  
Balance of Chair =  $2\frac{1}{4}$  yds.



### Code AM2

#### Model COM Requirement


2752 Seat Cushion Only =  $1\frac{1}{2}$  yds.  
2753 Balance of Chair = 3 yds.



### Code AM3

#### Model COM Requirement

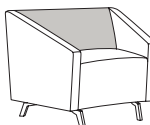
2754 Seat Cushion Only =  $1\frac{1}{2}$  yds.  
Balance of Chair = 4 yds.



### Code AM4

#### Model COM Requirement


2752 Inside/Outside Back =  $1\frac{3}{4}$  yds.  
2753 Balance of Chair =  $2\frac{3}{4}$  yds.



### Code AM5

#### Model COM Requirement


2754 Inside/Outside Back =  $1\frac{3}{4}$  yds.  
Balance of Chair =  $3\frac{3}{4}$  yds.



### Code AM6

#### Model COM Requirement

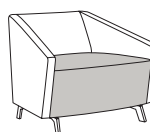
2761 Seat Cushion Only =  $1\frac{3}{4}$  yds.  
Balance of Chair =  $1\frac{1}{2}$  yds.



### Code AM7

#### Model COM Requirement


2762 Seat Cushion Only =  $1\frac{3}{4}$  yds.  
2763 Balance of Chair =  $2\frac{1}{2}$  yds.



### Code AM8

#### Model COM Requirement


2764 Seat Cushion Only =  $1\frac{3}{4}$  yds.  
Balance of Chair =  $3\frac{1}{2}$  yds.



### Code AM9

#### Model COM Requirement

2762 Inside/Outside Back =  $1\frac{1}{2}$  yds.  
2763 Balance of Chair =  $2\frac{3}{4}$  yds.



### Code AM10

#### Model COM Requirement


2764 Inside/Outside Back =  $1\frac{1}{2}$  yds.  
Balance of Chair =  $3\frac{3}{4}$  yds.



### Code AM11

#### Model COM Requirement

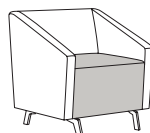
2771 Seat Cushion Only =  $1\frac{1}{2}$  yds.  
Balance of Chair =  $1\frac{3}{4}$  yds.



### Code AM12

#### Model COM Requirement


2772 Seat Cushion Only =  $1\frac{1}{4}$  yds.  
2773 Balance of Chair = 3 yds.



### Code AM13

#### Model COM Requirement


2774 Seat Cushion Only =  $1\frac{1}{4}$  yds.  
Balance of Chair =  $4\frac{1}{2}$  yds.



### Code AM14

#### Model COM Requirement

2772 Inside/Outside Back =  $1\frac{1}{2}$  yds.  
2773 Balance of Chair =  $2\frac{3}{4}$  yds.



### Code AM15

#### Model COM Requirement

2774 Inside/Outside Back =  $1\frac{1}{2}$  yds.  
Balance of Chair =  $3\frac{1}{2}$  yds.

**UPHOLSTERY COMBINATIONS:**

For fabric, vinyl or leather upholstery combinations, refer to the pricing below:

- When combining **two** COM/COV/COL fabrics, or fabrics with the same grade, add \$65 List per unit.
- When combining **three or more** COM/COV/COL fabrics, or fabrics with the same grade, add \$75 List per unit.
- When combining different grades of fabric, price will be based on the highest grade specified.


- Two-tone upholstery examples and yardage requirements for the most common combinations are listed below. Additional combinations available, please contact Customer Service for yardage requirements and pricing.
- Note: Yardage amounts are based on fabric which is plain (i.e. non-directional) and a full 54" wide.
- **Appropriate upholstery code must be included on order.**

# ACHELLA MODULAR

designed by christopher panichella



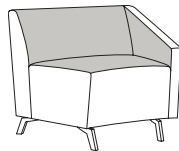
SIN #711-16



**Code AM16**

Model COM Requirement


2751 Inside Back/Top of Seat =  $1\frac{1}{2}$  yds.  
Balance of Chair =  $1\frac{3}{4}$  yds.



**Code AM17**

Model COM Requirement


2752 Inside Back/Top of Seat/  
2753 Inside Arm =  $2\frac{1}{4}$  yds.  
Balance of Chair =  $2\frac{1}{4}$  yds.



**Code AM18**

Model COM Requirement

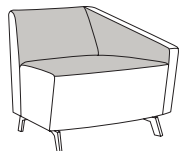
2754 Inside Back/Top of Seat/  
Inside Arm =  $2\frac{3}{4}$  yds.  
Balance of Chair =  $2\frac{1}{2}$  yds.



**Code AM19**

Model COM Requirement

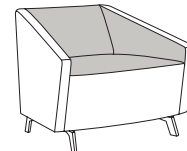
2761 Inside Back/Top of Seat =  $1\frac{1}{2}$  yds.  
Balance of Chair =  $1\frac{3}{4}$  yds.



**Code AM20**

Model COM Requirement

2762 Inside Back/Top of Seat/  
2763 Inside Arm = 2 yds.  
Balance of Chair = 2 yds.



**Code AM21**

Model COM Requirement

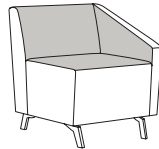
2764 Inside Back/Top of Seat/  
Inside Arm =  $2\frac{1}{2}$  yds.  
Balance of Chair =  $2\frac{1}{2}$  yds.



**Code AM22**

Model COM Requirement

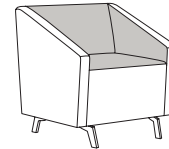
2771 Inside Back/Top of Seat = 1 yd.  
Balance of Chair =  $1\frac{3}{4}$  yds.



**Code AM23**

Model COM Requirement


2772 Inside Back/Top of Seat/  
2773 Inside Arm =  $1\frac{1}{2}$  yds.  
Balance of Chair =  $1\frac{3}{4}$  yds.



**Code AM24**

Model COM Requirement


2774 Inside Back/Top of Seat/  
Inside Arm = 2 yds.  
Balance of Chair =  $2\frac{1}{4}$  yds.



**Code AH1**

Model COM Requirement


2751-H Seat Cushion Only =  $1\frac{1}{2}$  yds.  
2751-HV Balance of Chair =  $2\frac{1}{4}$  yds.



**Code AH2**

Model COM Requirement

2752-H Seat Cushion Only =  $1\frac{1}{2}$  yds.  
2752-HV Balance of Chair =  $3\frac{1}{2}$  yds.  
2753-H  
2753-HV



**Code AH3**

Model COM Requirement

2754-H Seat Cushion Only =  $1\frac{1}{2}$  yds.  
2754-HV Balance of Chair =  $4\frac{1}{2}$  yds.



# ACHELLA MODULAR

designed by christopher panichella




## UPHOLSTERY COMBINATIONS:

For fabric, vinyl or leather upholstery combinations, refer to the pricing below:

- When combining **two** COM/COV/COL fabrics, or fabrics with the same grade, add \$65 List per unit.
- When combining **three or more** COM/COV/COL fabrics, or fabrics with the same grade, add \$75 List per unit.
- When combining different grades of fabric, price will be based on the highest grade specified.
- Two-tone upholstery examples and yardage requirements for the most common combinations are listed below. Additional combinations available, please contact Customer Service for yardage requirements and pricing.
- Note: Yardage amounts are based on fabric which is plain (i.e. non-directional) and a full 54" wide.
- **Appropriate upholstery code must be included on order.**


SIN #711-16



### Code AH4

#### Model COM Requirement


2752-H Inside/Outside Back =  $2\frac{1}{4}$  yds.  
2752-HV Balance of Chair =  $2\frac{3}{4}$  yds.  
2753-H  
2753-HV



### Code AH5

#### Model COM Requirement


2754-H Inside/Outside Back =  $2\frac{1}{4}$  yds.  
2754-HV Balance of Chair = 4 yds.



### Code AH6

#### Model COM Requirement


2761-H Seat Cushion Only =  $1\frac{3}{4}$  yds.  
2761-HV Balance of Chair =  $1\frac{3}{4}$  yds.



### Code AH7

#### Model COM Requirement


2762-H Seat Cushion Only =  $1\frac{3}{4}$  yds.  
2762-HV Balance of Chair =  $2\frac{3}{4}$  yds.  
2763-H  
2763-HV



### Code AH8

#### Model COM Requirement


2764-H Seat Cushion Only =  $1\frac{3}{4}$  yds.  
2764-HV Balance of Chair = 4 yds.



### Code AH9

#### Model COM Requirement


2762-H Inside/Outside Back =  $1\frac{3}{4}$  yds.  
2762-HV Balance of Chair =  $2\frac{3}{4}$  yds.  
2763-H  
2763-HV



### Code AH10

#### Model COM Requirement


2764-H Inside/Outside Back =  $1\frac{3}{4}$  yds.  
2764-HV Balance of Chair =  $3\frac{3}{4}$  yds.



### Code AH11

#### Model COM Requirement


2771-H Seat Cushion Only =  $1\frac{1}{4}$  yds.  
2771-HV Balance of Chair =  $1\frac{3}{4}$  yds.



### Code AH12

#### Model COM Requirement


2772-H Seat Cushion Only =  $1\frac{1}{2}$  yds.  
2772-HV Balance of Chair = 3 yds.  
2773-H  
2773-HV



### Code AH13

#### Model COM Requirement


2774-H Seat Cushion Only =  $1\frac{1}{2}$  yds.  
2774-HV Balance of Chair = 4 yds.



### Code AH14

#### Model COM Requirement

2772-H Inside/Outside Back =  $1\frac{3}{4}$  yds.  
2772-HV Balance of Chair =  $2\frac{1}{2}$  yds.  
2773-H  
2773-HV



### Code AH15

#### Model COM Requirement

2774-H Inside/Outside Back =  $1\frac{3}{4}$  yds.  
2774-HV Balance of Chair =  $3\frac{3}{4}$  yds.



**UPHOLSTERY COMBINATIONS:**

For fabric, vinyl or leather upholstery combinations, refer to the pricing below:

- When combining **two** COM/COV/COL fabrics, or fabrics with the same grade, add \$65 List per unit.
- When combining **three or more** COM/COV/COL fabrics, or fabrics with the same grade, add \$75 List per unit.
- When combining different grades of fabric, price will be based on the highest grade specified.
- Two-tone upholstery examples and yardage requirements for the most common combinations are listed below. Additional combinations available, please contact Customer Service for yardage requirements and pricing.
- Note: Yardage amounts are based on fabric which is plain (i.e. non-directional) and a full 54" wide.
- **Appropriate upholstery code must be included on order.**

# ACHELLA MODULAR

designed by christopher panichella




SIN #711-16



**Code AH16**

Model COM Requirement


2751-H Inside Back/Top of Seat =  $1\frac{3}{4}$  yds.  
2751-HV Balance of Chair = 2 yds.



**Code AH17**

Model COM Requirement

2752-H Inside Back/Top of Seat/  
2752-HV Inside Arm =  $2\frac{1}{2}$  yds.  
2753-H Balance of Chair =  $2\frac{3}{4}$  yds.  
2753-HV



**Code AH18**

Model COM Requirement


2754-H Inside Back/Top of Seat/  
2754-HV Inside Arm =  $3\frac{1}{4}$  yds.  
Balance of Chair =  $3\frac{1}{2}$  yds.



**Code AH19**

Model COM Requirement


2761-H Inside Back/Top of Seat =  $1\frac{3}{4}$  yds.  
2761-HV Balance of Chair = 2 yds.



**Code AH20**

Model COM Requirement

2762-H Inside Back/Top of Seat/  
2762-HV Inside Arm =  $2\frac{1}{4}$  yds.  
2763-H Balance of Chair =  $2\frac{1}{2}$  yds.  
2763-HV



**Code AH21**

Model COM Requirement


2764-H Inside Back/Top of Seat/  
2764-HV Inside Arm =  $2\frac{3}{4}$  yds.  
Balance of Chair =  $3\frac{1}{4}$  yds.



**Code AH22**

Model COM Requirement

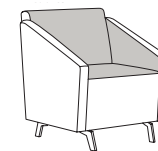
2771-H Inside Back/Top of Seat = 1 yd.  
2771-HV Balance of Chair =  $1\frac{3}{4}$  yds.



**Code AH23**

Model COM Requirement

2772 Inside Back/Top of Seat/  
2773 Inside Arm =  $1\frac{1}{2}$  yds.  
Balance of Chair =  $2\frac{1}{4}$  yds.



**Code AH24**

Model COM Requirement

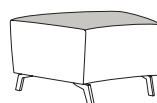
2774-H Inside Back/Top of Seat/  
2774-HV Inside Arm = 2 yds.  
Balance of Chair =  $3\frac{1}{4}$  yds.



**Code AM25**

Model COM Requirement

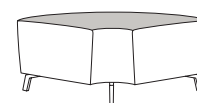
2780 Top of Seat = 1 yd.  
Balance of Seat = 1 yd.



**Code AM26**

Model COM Requirement

2785 Top of Seat = 1 yd.  
Balance of Seat =  $1\frac{1}{2}$  yd.



**Code AM27**

Model COM Requirement

2786 Top of Seat = 1 yd.  
Balance of Seat =  $1\frac{1}{2}$  yd.