

RENDEZVOUS CONFERENCE

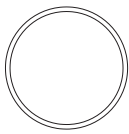
designed by 5d studio



SIN #711-9

PRODUCT FEATURES:

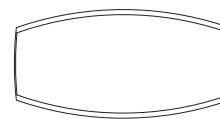
- Three (3) top shapes:



R1W
Round



R2W
Rectangle



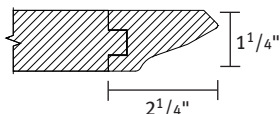
R4W
Boat Shape

PRODUCT INFORMATION:

- Available in three standard veneer species:
Maple - book matched, plain sliced Eastern Maple
Oak - slip matched, rift-cut White Oak
Walnut - book matched, quarter-sliced American Walnut
- All standard wood finishes available on Maple (excluding #26 Ebony). Walnut and White Oak. Please select #25 Ebony Oak if black finish is required.
- For custom wood finishes, please add one-time upcharge of \$400 List per color per order.
- For two-tone finishes, please add 10% to List Price.
- When two-tone finishes are specified, there will be a 1/16" v-groove reveal between the finishes.
- For tables 120" and under, veneer direction will run parallel to length of table.
- For tables over 120" in length, veneer direction will run cross-grain.
- Standard grain directions differ for Conference Tables. For special grain matching requirements, please specify and add 5% to List Price.
- Laminate tops available in all Arcadia standard laminates.
- Custom laminates available, contact Customer Service for pricing.
- Unless specified, laminate wood grain direction will run lengthwise on all table sizes.
- Custom sizes available, contact Customer Service for pricing.
- Select conference technology options available on all sizes. Refer to Conference Technology price list for options.

TABLE EDGES:

- Signature Rendezvous edge detail.
- On R2 and R4 shape tops, the 2 1/4" x 1 1/4" Rendezvous wood edge runs along the length of the table only. The wood ends of the table are 1/2" x 1 1/4" solid lumber.
- Edge will match the species of veneer used on the top as applicable.
- When wood grain laminates are specified, we select the solid wood edging that best matches the laminate grain.



Rendezvous Edge

RENDEZVOUS CONFERENCE

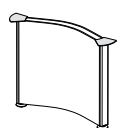
designed by 5d studio



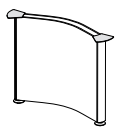
SIN #711-9

TABLE BASES:

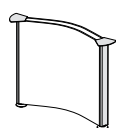
- Twelve (12) base styles available. Not all base options are available for all tops.
- Available in all standard and custom finishes on Maple, Walnut and White Oak.
- Horizontal veneer direction featured on all bases.
- Custom wood finishing available, please add one-time upcharge of \$400 List per color per order.
- Aluminum end caps are clear Anodized Aluminum.
- All bases facilitate vertical cord management.
- Bases can be specified in a variety of combinations.
- All bases are furnished with adjustable glides.



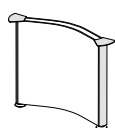
B40
Arc Panel
Concave Wood
End Caps



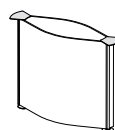
B41
Arc Panel
Convex Wood
End Caps



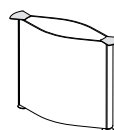
B42
Arc Panel
Concave Aluminum
End Caps



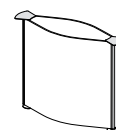
B43
Arc Panel
Convex Aluminum
End Caps



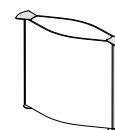
B44
Ellipse Panel
Concave Wood
End Caps



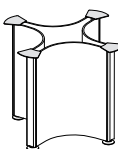
B45
Ellipse Panel
Convex Wood
End Caps



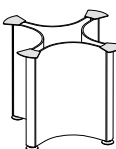
B46
Ellipse Panel
Concave Aluminum
End Caps



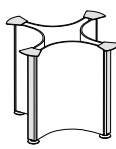
B47
Ellipse Panel
Convex Aluminum
End Caps



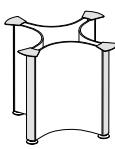
B48
X-Panel
Concave Wood
End Caps



B49
X-Panel
Convex Wood
End Caps



B50
X-Panel
Concave Aluminum
End Caps



B51
X-Panel
Convex Aluminum
End Caps

BASE DIMENSIONS:

BASE	TOP WIDTH			
	42"	48"	54"	60"
B40-43	24"	24"	30"	30"
B44-47	24"	24"	30"	30"
B48-51	24"	24"	30"	30"

SHIPPING/ASSEMBLY:

- For all conference tables, the top and base(s) are shipped separately.
- Limited field assembly required.
- Base positioning will be marked on the underside of the tops with proper assembly hardware included.
- All tops that are shipped in more than one piece will have as a standard feature, leveling locks to fasten, level and secure the top surfaces to each other.

RENDEZVOUS CONFERENCE

designed by 5d studio



SIN #711-9

BASE CONFIGURATIONS:

- Tables requiring 3 or more bases typically feature multiple base styles for optimum stability and balanced aesthetics.
- Refer to chart for standard base configurations. Custom configurations available, please contact Customer Service for pricing.

Table Sizes 48 x 144, 54 x 168 and 60 x 192 (2-piece top, 3 bases)

	Base Configuration		
Base Specification	Arc Base Qty.	Ellipse Base Qty.	X-Base Qty.
Arc Panel (B40-B43)	2	1 (center)	
Ellipse (B44-B47)		3	
X-Base (B48-B51)			3

Table Sizes 60 x 216 and 60 x 240 (2-piece top, 4 bases)

	Base Configuration		
Base Specification	Arc Base Qty.	Ellipse Base Qty.	X-Base Qty.
Arc Panel (B40-B43)	4		
Ellipse (B44-B47)		4	
X-Base (B48-B51)			4

RENDEZVOUS CONFERENCE

designed by 5d studio

ORDERING PROCEDURES:

Series Name and Table Shape (Rendezvous, Round) R1 -W-48-B50

Surface Material (Wood) _____






Top Size (48") _____

Base (X-Panel, Concave Aluminum End Caps) _____

SPECIFY:

1. Model number
2. Wood species
3. Table finish
4. Edge finish
5. Base finish

SIN #711-9

SERIES R1W ROUND	TOP SIZE	TOP WEIGHT	B48	B49	B50	B51
	42" Dia. 1-piece top 1 base	89	3201	3201	3073	3073
	48" Dia. 1-piece top 1 base	113	3603	3603	3475	3475
	54" Dia. 1-piece top 1 base	141	4050	4050	3921	3921
	60" Dia. 1-piece top 1 base	196	4538	4538	4409	4409
						
			B48 X-Panel Concave Wood End Caps 105 lbs.	B49 X-Panel Convex Wood End Caps 105 lbs.	B50 X-Panel Concave Aluminum End Caps 105 lbs.	B51 X-Panel Convex Aluminum End Caps 105 lbs.

ORDERING PROCEDURES:

Series Name and Table Shape (Rendezvous, Rectangle) _____

Surface Material (Wood) _____

Top Size (48" x 96") _____

Base (Ellipse Panel, Convex Wood End Caps) _____

R2 -W-4896-B45














SPECIFY:

1. Model number
2. Wood species
3. Table finish
4. Edge finish
5. Base finish

RENDEZVOUS CONFERENCE

designed by 5d studio

SIN #711-9

SERIES R2W RECTANGLE	TOP SIZE	TOP WEIGHT	B40/B41	B42/B43	B44/B45	B46/B47	B48/B49	B50/B51
	42" x 84" 1-piece top 2 bases	173	5221	5030	5221	5030	6091	5818
	42" x 96" 1-piece top 2 bases	188	6459	6268	6459	6268	7332	7058
	48" x 96" 1-piece top 2 bases	201	6902	6712	6902	6712	7774	7502
	48" x 120" 1-piece top 2 bases	254	8019	7829	8019	7829	8767	8494
								
			B40 Arc Concave Wood End Caps	B42 Arc Concave Aluminum End Caps	B44 Ellipse Concave Wood End Caps	B46 Ellipse Concave Aluminum End Caps	B48 X-Panel Concave Wood End Caps	B50 X-Panel Concave Aluminum End Caps
								
			B41 Arc Convex Wood End Caps	B43 Arc Convex Aluminum End Caps	B45 Ellipse Convex Wood End Caps	B47 Ellipse Convex Aluminum End Caps	B49 X-Panel Convex Wood End Caps	B51 X-Panel Convex Aluminum End Caps
			105 lbs.	105 lbs.	105 lbs.	105 lbs.	105 lbs.	105 lbs.

RENDEZVOUS CONFERENCE

designed by 5d studio

ORDERING PROCEDURES:

Series Name and Table Shape (Rendezvous, Rectangle) R2 -W-60192-B45

Surface Material (Wood) _____














Top Size (60" x 192") _____

Base (Ellipse Panel, Convex Wood End Caps) _____

SPECIFY:


1. Model number
2. Wood species
3. Table finish
4. Edge type
5. Edge finish
6. Base finish


SIN #711-9


SERIES R2W RECTANGLE	TOP SIZE	TOP WEIGHT	B40/B41	B42/B43	B44/B45	B46/B47	B48/B49	B50/B51
	48" x 144" 2-piece top 3 bases	265	10487	10204	10483	10195	11971	11562
	54" x 168" 2-piece top 3 bases	385	12784	12499	12666	12382	14151	13743
	60" x 192" 2-piece top 3 bases	420	15337	15053	15333	15048	16700	16291
	60" x 216" 2-piece top 4 bases	540	18139	17759	17665	17283	19763	19216
	60" x 240" 2-piece top 4 bases	620	21444	21065	21322	20941	22946	22401
			 B40 Arc Concave Wood End Caps	 B42 Arc Concave Aluminum End Caps	 B44 Ellipse Concave Wood End Caps	 B46 Ellipse Concave Aluminum End Caps	 B48 X-Panel Concave Wood End Caps	 B50 X-Panel Concave Aluminum End Caps
			 B41 Arc Convex Wood End Caps	 B43 Arc Convex Aluminum End Caps	 B45 Ellipse Convex Wood End Caps	 B47 Ellipse Convex Aluminum End Caps	 B49 X-Panel Convex Wood End Caps	 B51 X-Panel Convex Aluminum End Caps
			105 lbs.	105 lbs.	105 lbs.	105 lbs.	105 lbs.	105 lbs.


ORDERING PROCEDURES:

R4 -W-4896-B45

Series Name and Table Shape (Rendezvous, Boatshape) 

Surface Material (Wood) 

Top Size (48" x 96") 

Base (Ellipse Panel, Convex Wood End Caps) 

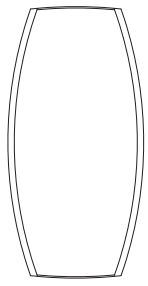












SPECIFY:

1. Model number
2. Wood species
3. Table finish
4. Edge type
5. Edge finish
6. Base finish

RENDEZVOUS CONFERENCE

designed by 5d studio

SIN #711-9

SERIES R4W BOAT SHAPE	TOP SIZE	TOP WEIGHT	B40/B41	B42/B43	B44/B45	B46/B47	B48/B49	B50/B51
	42" x 84" x 26" 1-piece top 2 bases	173	5220	5030	5220	5030	6092	5819
	42" x 96" x 26" 1-piece top 2 bases	188	6460	6268	6460	6268	7332	7058
	48" x 96" x 32" 1-piece top 2 bases	201	6902	6712	6902	6712	7774	7501
	48" x 120" x 32" 1-piece top 2 bases	254	8019	7829	8019	7829	8768	8495
								
			B40 Arc Concave Wood End Caps	B42 Arc Concave Aluminum End Caps	B44 Ellipse Concave Wood End Caps	B46 Ellipse Concave Aluminum End Caps	B48 X-Panel Concave Wood End Caps	B50 X-Panel Concave Aluminum End Caps
								
			B41 Arc Convex Wood End Caps	B43 Arc Convex Aluminum End Caps	B45 Ellipse Convex Wood End Caps	B47 Ellipse Convex Aluminum End Caps	B49 X-Panel Convex Wood End Caps	B51 X-Panel Convex Aluminum End Caps
			105 lbs.	105 lbs.	105 lbs.	105 lbs.	105 lbs.	105 lbs.

RENDEZVOUS CONFERENCE

designed by 5d studio

ORDERING PROCEDURES:

Series Name and Table Shape (Rendezvous, Boatshape) **R4 -W-60192-B45**

Surface Material (Wood) _____














Top Size (60" x 192") _____

Base (Ellipse Panel, Convex Wood End Caps) _____

SPECIFY:

1. Model number
2. Wood species
3. Table finish
4. Edge type
5. Edge finish
6. Base finish

SIN #711-9

SERIES R4W BOAT SHAPE	TOP SIZE	TOP WEIGHT	B40/B41	B42/B43	B44/B45	B46/B47	B48/B49	B50/B51
	48" x 144" x 32" 2-piece top 3 bases	265	10487	10203	10483	10195	11971	11562
	54" x 168" x 38" 2-piece top 3 bases	385	12784	12499	12666	12382	14151	13742
	60" x 192" x 44" 2-piece top 3 bases	420	15337	15052	15333	15048	16700	16292
	60" x 216" x 44" 2-piece top 4 bases	540	18139	17758	17665	17283	19762	19216
	60" x 240" x 44" 2-piece top 4 bases	620	21444	21065	21321	20941	22946	22401
								
			B40 Arc Concave Wood End Caps	B42 Arc Concave Aluminum End Caps	B44 Ellipse Concave Wood End Caps	B46 Ellipse Concave Aluminum End Caps	B48 X-Panel Concave Wood End Caps	B50 X-Panel Concave Aluminum End Caps
								
			B41 Arc Convex Wood End Caps	B43 Arc Convex Aluminum End Caps	B45 Ellipse Convex Wood End Caps	B47 Ellipse Convex Aluminum End Caps	B49 X-Panel Convex Wood End Caps	B51 X-Panel Convex Aluminum End Caps
			105 lbs.	105 lbs.	105 lbs.	105 lbs.	105 lbs.	105 lbs.



RENDEZVOUS ACCESSORIES

designed by 5d studio


SIN #711-9

CREDENZA/BUFFET CREDENZA/MOBILE CART GENERAL PRODUCT FEATURES:

- Available in Maple, Walnut and White Oak, in all standard wood finishes.
- For custom wood finish, please add one-time upcharge of \$400 List per color per order.
- Custom sizes available, contact Customer Service for pricing.
- Laminates available in all Arcadia standard laminates.
- Custom laminates available, contact Customer Service for pricing.
- Rendezvous signature edge detail on Credenza and Buffet Credenza featured on leading edge only.
- Overlay doors available in wood or glass.
- All models feature horizontal wood grain pattern.
- Glass doors feature frosted glass and aluminum trim.
- Recessed vertical handles are clear anodized aluminum.
- Polished aluminum legs measure 1" in height with $\frac{3}{4}$ " height adjustment.

RENDEZVOUS CREDENZA

designed by 5d studio



SIN #711-9

NOTES:

- Available in Maple, Walnut and White Oak as well as laminate selections.
- Rendezvous signature edge detail featured on leading edge only.
- All models feature horizontal wood grain pattern.
- Glass doors feature frosted glass and aluminum trim.
- Recessed vertical handles are clear anodized aluminum.
- One $\frac{3}{4}$ " thick adjustable wood shelf per interior compartment.

SPECIFY:

- Model number
- Wood species
- Edge finish
- Body finish
- Options, as applicable

ORDERING EXAMPLE:

#RC-2272-DL01B

72" Wide Credenza with
Wood Doors
Door Locks

	MODEL NUMBER	PRODUCT SPECIFICATIONS	LIST
	RC-2260	Wood Doors Overall Dimensions: 60" W x 22" D x 34" H Two Separate Interior Compartments Inside Clearance, Each Compartment: $28\frac{1}{2}$ " W x $20\frac{1}{4}$ " D x $29\frac{3}{4}$ " H 280 lbs.	4988
	RC-2272	Overall Dimensions: 72" W x 22" D x 34" H Two Separate Interior Compartments Inside Clearance, Each Compartment: $34\frac{3}{4}$ " W x $20\frac{1}{4}$ " D x $29\frac{3}{4}$ " H 318 lbs.	5185
	RC-2260-G	Glass Doors Overall Dimensions: 60" W x 22" D x 34" H Two Separate Interior Compartments Inside Clearance, Each Compartment: $28\frac{1}{2}$ " W x $20\frac{1}{4}$ " D x $29\frac{3}{4}$ " H 290 lbs.	6756
	RC-2272-G	Overall Dimensions: 72" W x 22" D x 34" H Two Separate Interior Compartments Inside Clearance, Each Compartment: $34\frac{3}{4}$ " W x $20\frac{1}{4}$ " D x $29\frac{3}{4}$ " H 328 lbs.	7012

OPTIONS (XXXX - REFERS TO CREDENZA MODEL NUMBER)

MODEL	DESCRIPTION	LIST
XXXX-DL01B	Door Locks (wood doors only)	260
XXXX-RV01	Rear Vent	140

NOTES:

- Available in Maple, Walnut and White Oak as well as laminate selections.
- Rendezvous signature edge detail featured on leading edge only.
- All models feature horizontal wood grain pattern.
- Glass doors feature frosted glass and aluminum trim.
- Four pull-out wood drawers with side handles.
- Recessed vertical handles are clear anodized aluminum.
- One $\frac{3}{4}$ " thick adjustable wood shelf per interior compartment.

SPECIFY:

1. Model number
2. Wood species
3. Edge finish
4. Body finish
5. Options, as applicable

ORDERING EXAMPLE:

#RBC-2272-G-RV01

72" Wide Buffet Credenza with
Glass Doors
Rear Vent

RENDEZVOUS
CREDENZA

designed by 5d studio



SIN #711-9

	MODEL NUMBER	PRODUCT SPECIFICATIONS	LIST
	RBC-2260	Wood Doors Overall Dimensions: 60" W x 22" D x 34" H Two Separate Interior Compartments Inside Clearance, Each Compartment: $28\frac{1}{2}$ " W x $20\frac{1}{4}$ " D x $29\frac{3}{4}$ " H 287 lbs.	5510
	RBC-2272	Overall Dimensions: 72" W x 22" D x 34" H Two Separate Interior Compartments Inside Clearance, Each Compartment: $34\frac{3}{4}$ " W x $20\frac{1}{4}$ " D x $29\frac{3}{4}$ " H 349 lbs.	5809
	RBC-2260-G	Glass Doors Overall Dimensions: 60" W x 22" D x 34" H Two Separate Interior Compartments Inside Clearance, Each Compartment: $28\frac{1}{2}$ " W x $20\frac{1}{4}$ " D x $29\frac{3}{4}$ " H 307 lbs.	7215
	RBC-2272-G	Overall Dimensions: 72" W x 22" D x 34" H Two Separate Interior Compartments Inside Clearance, Each Compartment: $34\frac{3}{4}$ " W x $20\frac{1}{4}$ " D x $29\frac{3}{4}$ " H 372 lbs.	7575

OPTIONS (XXXX - REFERS TO CREDENZA MODEL NUMBER)

MODEL	DESCRIPTION	LIST
XXXX-DL01B	Door Locks (wood doors only)	260
XXXX-RV01	Rear Vent	140

RENDEZVOUS MOBILE CART

designed by 5d studio



SIN #711-9

NOTES:

- Available in Maple, Walnut and White Oak as well as laminate selections.
- Elevated top features clear anodized aluminum trim detail.
- Pulls located on either side of cart are accented in clear anodized aluminum.
- All models feature horizontal wood grain pattern.
- Glass doors feature frosted glass and aluminum trim.
- Includes one $\frac{3}{4}$ " thick interior adjustable wood shelf.
- Black grommet located in lower rear cabinet panel.
- Standard with two locking and two non-locking casters.



SPECIFY:

1. Model number
2. Wood species
3. Wood finish
4. Options, as applicable

ORDERING EXAMPLE:

#RMC-3020-DL01A

Mobile Cart with Wood Doors
Door Lock

	MODEL NUMBER	PRODUCT SPECIFICATIONS	LIST
	RMC-3020	Wood Doors Overall Dimensions: 30" W x 20" D x 34" H Inside Clearance: 28 $\frac{1}{2}$ " W x 17 $\frac{1}{4}$ " D x 18 $\frac{3}{4}$ " H 120 lbs.	2844
	RMC-3020-G	Glass Doors Overall Dimensions: 30" W x 20" D x 34" H Inside Clearance: 28 $\frac{1}{2}$ " W x 17 $\frac{1}{4}$ " D x 18 $\frac{3}{4}$ " H 127 lbs.	3553

OPTIONS (XXXX - REFERS TO MOBILE CART MODEL NUMBER)

MODEL	DESCRIPTION	LIST
XXXX-DL01A	Door Lock (wood doors only)	130
XXXX-RV01	Rear Vent	140