

# ESCALA CONFERENCE



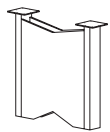
SIN #711-9

## TABLE TOPS:

- Rectangle top shape available in seven standard sizes.
- Custom sizes available, please contact Customer Service for pricing.
- Available in two standard veneer species:
  - Maple - book matched, plain sliced Eastern Maple
  - Oak - slip matched, rift-cut White Oak
- All standard wood finishes available on Maple, excluding #26 Ebony, or Oak. Please select #25 Ebony Oak if black finish is required.
- For custom wood finishes, please add one-time upcharge of \$400 List per color per order.
- On 96" table length, veneer direction will run parallel to length of table.
- Tables over 96" in length, veneer direction will run cross-grain.
- All tops feature the Escala wood edge detail.
- Laminate tops available in all Arcadia standard laminates.
- Custom laminates available, contact Customer Service for pricing.
- Unless specified, laminate wood grain direction will run lengthwise on all table sizes.
- All laminate tops feature  $\frac{1}{8}$ " hardwood edge, please specify finish.
- Tops feature a 2" thick center profile that tapers to  $\frac{3}{4}$ " at each wing end.
- Table lengths of 120" to 192" feature one center piece and two sectional wings.
- Tables over 192" feature two center pieces and two sectional wings.
- Each section can be specified in a different finish at no upcharge.
- Select conference technology options available on all sizes, refer to Conference Technology price list for options.

## TABLE BASES:

- Two base options: Escala Panel Base (B33) and Escala Leg Column (B37).



B33  
Escala Panel Base



B37  
Escala Leg Column

- Leg column dimensions: 2" D x 4" W x 27 $\frac{3}{4}$ " H with 6" square top plate attachment.
- Adjustable glides standard on all leg columns.
- For tables specified with conference technology, Escala panel base (B33) is required.
- Escala panel base (B33) features structural metal legs with wood panels. One panel is removable as standard.
- Leg column (B37) and panel base (B33) available in three standard finishes: #90 Metallic Silver, #91 Chrome and #95 Satin Black.
- Panel base available in all standard and custom wood finishes on Maple or Oak.

# ESCALA CONFERENCE



SIN #711-9

**PANEL BASE SIZE CHART:**

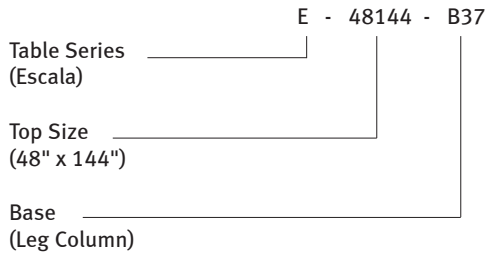
<u>TOP WIDTH</u>	<u>PANEL BASE SIZE</u>
48"	26"
54"	30"
60"	36"

**ORDERING INFORMATION:**

When ordering tables, please specify the following items:

- |                 |                                 |
|-----------------|---------------------------------|
| 1. Model Number | 4. Wood Species                 |
| 2. Size         | 5. Top Finish                   |
| 3. Base         | 6. Edge Finish                  |
|                 | 7. Leg Column/Panel Base Finish |

**ORDERING EXAMPLE:**



**SHIPPING/ASSEMBLY:**

- For all conference tables, the top and base(s) are shipped separately.
- Limited field assembly is required. Base positioning will be marked on the underside of the tops with proper assembly hardware included.
- All tops that are shipped in more than one piece will have as a standard feature, leveling locks to fasten, level and secure the top surfaces to each other.

**NOTES:**

- Available in Maple or Oak veneer as well as laminate selections.
- Tops feature a 2" thick center profile that tapers to 3/4" at each wing end.
- Table lengths of 120" to 192" feature one center piece and two sectional wings.
- Tables over 192" feature two center pieces and two sectional wings.

**SPECIFY:**

1. Model number
2. Wood species
3. Top finish
4. Edge finish
5. Base finish

**ORDERING EXAMPLE:**

#E-48120-B37  
47" x 118" Table  
B37 Leg

# ESCALA CONFERENCE



SIN #711-9

	ACTUAL SIZES	TOP WEIGHT	MODEL NUMBER	PANEL B33	LEG B37
	<b>47" x 94"</b> 1 Piece Top 4 Legs or 2 Panels	160	E-4896	6366	5413
	<b>47" x 118"</b> 3 Piece Top 6 Legs or 3 Panels	353	E-48120	8349	6918
	<b>47" x 142"</b> 3 Piece Top 8 Legs or 4 Panels	398	E-48144	9646	8218
	<b>53" x 166"</b> 3 Piece Top 8 Legs or 4 Panels	481	E-54168	11529	10100
				<p>B33 Escala Panel Base</p> <p>56 lbs.</p>	<p>B37 Escala Leg Column</p> <p>15 lbs.</p>

# ESCALA CONFERENCE



**NOTES:**

- Available in Maple or Oak veneer as well as laminate selections.
- Tops feature a 2" thick center profile that tapers to <sup>3</sup>/<sub>4</sub>" at each wing end.
- Table lengths of 120" to 192" feature one center piece and two sectional wings.
- Tables over 192" feature two center pieces and two sectional wings.

**SPECIFY:**

1. Model number
2. Wood species
3. Top finish
4. Edge finish
5. Base finish

**ORDERING EXAMPLE:**

#E-60216-B33  
60" x 216" Table  
B33 Panel Base

SIN #711-9

	ACTUAL SIZES	TOP WEIGHT	MODEL NUMBER	PANEL B33	LEG B37
	<p><b>59" x 190"</b></p> <p>3 Piece Top 8 Legs or 4 Panels</p>	564	E-60192	13719	12289
	<p><b>59" x 214"</b></p> <p>4 Piece Top 8 Legs or 4 Panels</p>	620	E-60216	16030	13719
	<p><b>59" x 238"</b></p> <p>4 Piece Top 10 Legs or 5 Panels</p>	705	E-60240	19335	17433
				<p>B33 Escala Panel Base</p> <p>56 lbs.</p>	<p>B37 Escala Leg Column</p> <p>15 lbs.</p>

## ESCALA CONFERENCE



SIN #711-9

### CREENZA/BUFFET CREENZA PRODUCT FEATURES:

- Available in Maple and White Oak, in all standard wood finishes.
- For custom wood finish, please add one-time upcharge of \$400 List per color per order.
- Custom sizes available, contact Customer Service for pricing.
- Laminates available in Arcadia standard laminates.
- Custom laminates available, contact Customer Service for pricing.
- Elevated trestle surface features Escala edge detail with metal trestle supports measuring 3<sup>1</sup>/<sub>4</sub>" in height.
- Four hinged overlay wood or frosted glass doors with pulls.
- Frosted glass doors feature aluminum trim.
- Buffet Credenza includes four pull-out wood drawers with pulls.
- Three standard powdercoat pull finish options: #90 Metallic Silver, #91 Chrome or #95 Satin Black.
- Credenza features two separate interior compartments, each with one 3/4" thick adjustable shelf.
- Buffet Credenza features two separate interior compartments, with one 3/4" thick adjustable shelf per interior compartment.
- Metal legs measure 4" in height.
- Three standard trestle and leg finish options: #90 Metallic Silver, #91 Chrome or #95 Satin Black.
- Trestle support will match leg finish as standard, unless otherwise specified.
- Leg features adjustable black glides as standard.
- Unless specified, pull finish will match specified leg finish.
- Optional door locks available on wood doors only, please specify "-DL01B" and add \$271 to List Price.

# ESCALA CONFERENCE



SIN #711-9

**NOTES:**

- Available in Maple and White Oak as well as laminate selections.
- Three standard powdercoat pull finish options: #90 Metallic Silver, #91 Chrome or #95 Satin Black.
- Three standard trestle and leg finish options: #90 Metallic Silver, #91 Chrome or #95 Satin Black.
- Trestle support will match leg finish as standard, unless otherwise specified.
- Unless specified, pull finish will match specified leg finish.

**SPECIFY:**

1. Model number
2. Wood species
3. Top finish
4. Body finish
5. Leg Finish
6. Options, as applicable

**ORDERING EXAMPLE:**

**#EC-2272-DL01B**  
72" Wide Credenza with Wood Doors  
Door Locks

	MODEL NUMBER	PRODUCT SPECIFICATIONS	LIST
	<b>EC-2260</b>	<b>Wood Doors</b> Overall Dimensions: 60" W x 22" D x 29" H Inside Clearance, Each Compartment: 28 <sup>1</sup> / <sub>2</sub> " W x 20 <sup>1</sup> / <sub>2</sub> " D x 19 <sup>1</sup> / <sub>4</sub> " H 246 lbs.	4399
	<b>EC-2272</b>	Overall Dimensions: 72" W x 22" D x 29" H Inside Clearance, Each Compartment: 34 <sup>1</sup> / <sub>2</sub> " W x 20 <sup>1</sup> / <sub>2</sub> " D x 19 <sup>1</sup> / <sub>4</sub> " H 287 lbs.	4728
	<b>EC-2260-G</b>	<b>Glass Doors</b> Overall Dimensions: 60" W x 22" D x 29" H Inside Clearance, Each Compartment: 28 <sup>1</sup> / <sub>2</sub> " W x 20 <sup>1</sup> / <sub>2</sub> " D x 19 <sup>1</sup> / <sub>4</sub> " H 266 lbs.	5108
	<b>EC-2272-G</b>	Overall Dimensions: 72" W x 22" D x 29" H Inside Clearance, Each Compartment: 34 <sup>1</sup> / <sub>2</sub> " W x 20 <sup>1</sup> / <sub>2</sub> " D x 19 <sup>1</sup> / <sub>4</sub> " H 307 lbs.	5512

**OPTIONS (XXXX - REFERS TO CREDENZA MODEL NUMBER)**

MODEL	DESCRIPTION	LIST
XXXX-DL01B	Locks (wood doors only)	271

**NOTES:**

- Available in Maple and White Oak as well as laminate selections.
- Three standard powdercoat pull finish options: #90 Metallic Silver, #91 Chrome or #95 Satin Black.
- Three standard trestle and leg finish options: #90 Metallic Silver, #91 Chrome or #95 Satin Black.
- Trestle support will match leg finish as standard, unless otherwise specified.
- Unless specified, pull finish will match specified leg finish.

**SPECIFY:**

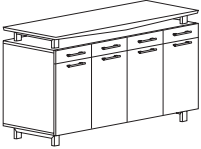

1. Model number
2. Wood species
3. Top finish
4. Body finish
5. Leg Finish
6. Options, as applicable

**ORDERING EXAMPLE:**

**#EBC-2260-DL01B**  
 60" Wide Buffet Credenza with  
 Wood Doors  
 Door Locks

# ESCALA CONFERENCE

SIN #711-16

	MODEL NUMBER	PRODUCT SPECIFICATIONS	LIST
	<b>EBC-2260</b>	<b>Wood Doors</b> Overall Dimensions: 60" W x 22" D x 34" H Inside Clearance, Each Compartment: 28 <sup>1</sup> / <sub>2</sub> " W x 20 <sup>1</sup> / <sub>2</sub> " D x 20 <sup>1</sup> / <sub>4</sub> " H 246 lbs.	4914
	<b>EBC-2272</b>	Overall Dimensions: 72" W x 22" D x 34" H Inside Clearance, Each Compartment: 34 <sup>1</sup> / <sub>2</sub> " W x 20 <sup>1</sup> / <sub>2</sub> " D x 20 <sup>1</sup> / <sub>4</sub> " H 287 lbs.	5535
	<b>EBC-2260-G</b>	<b>Glass Doors</b> Overall Dimensions: 60" W x 22" D x 34" H Inside Clearance, Each Compartment: 28 <sup>1</sup> / <sub>2</sub> " W x 20 <sup>1</sup> / <sub>2</sub> " D x 20 <sup>1</sup> / <sub>4</sub> " H 246 lbs.	5626
	<b>EBC-2272-G</b>	Overall Dimensions: 72" W x 22" D x 34" H Inside Clearance, Each Compartment: 28 <sup>1</sup> / <sub>2</sub> " W x 20 <sup>1</sup> / <sub>2</sub> " D x 20 <sup>1</sup> / <sub>4</sub> " H 257 lbs.	6109

**OPTIONS (XXXX - REFERS TO CREDENZA MODEL NUMBER)**

MODEL	DESCRIPTION	LIST
XXXX-DL01B	Locks (wood doors only)	271