

EPD Transparency Summary

COMPANY NAME

PRODUCT TYPE

PRODUCT NAME

PRODUCT DEFINITION

PRODUCT CATEGORY RULE
(PCR)








CERTIFICATION PERIOD

DECLARATION NUMBER



LIFECYCLE IMPACT CATEGORIES

The environmental impacts listed below were assessed throughout the product's lifecycle – including raw material extraction, transportation, manufacturing, packaging, use, and disposal at end of life.

| | ATMOSPHERE | | | WATER | | EARTH | |
|-------|---|--|--|--|--|---|--|
| |  |  |  |  |  |  |  |
| | Global Warming Potential refers to long-term changes in global weather patterns – including temperature and precipitation – that are caused by increased concentrations of greenhouse gases in the atmosphere. | Ozone Depletion Potential is the destruction of the stratospheric ozone layer, which shields the earth from ultraviolet radiation that's harmful to life, caused by human-made air pollution. | Photochemical Ozone Creation Potential happens when sunlight reacts with hydrocarbons, nitrogen oxides, and volatile organic compounds, to produce a type of air pollution known as smog. | Acidification Potential is the result of human-made emissions and refers to the decrease in pH and increase in acidity of oceans, lakes, rivers, and streams – a phenomenon that pollutes groundwater and harms aquatic life. | Eutrophication Potential occurs when excessive nutrients cause increased algae growth in lakes, blocking the underwater penetration of sunlight needed to produce oxygen and resulting in the loss of aquatic life. | Depletion of Abiotic Resources (Elements) refers to the reduction of available non-renewable resources, such as metals and gases, that are found on the periodic table of elements, due to human activity. | Depletion of Abiotic Resources (Fossil Fuels) refers to the decreasing availability of non-renewable carbon-based compounds, such as oil and coal, due to human activity. |
| TRACI | | | | | | | |
| CML | | | | | | | |

FUNCTIONAL UNIT



Environment

MATERIAL CONTENT

Material content measured to 1%.

| COMPONENT | MATERIAL | AVAILABILITY | MASS% | ORIGIN |
|-----------|----------|--------------|-------|--------|
| | | | | |
| | | | | |
| | | | | |
| | | | | |
| | | | | |
| | | | | |

ADDITIONAL ENVIRONMENTAL INFORMATION

| | |
|--------------------------------|---|
| PRE-CONSUMER RECYCLED CONTENT | % |
| POST-CONSUMER RECYCLED CONTENT | % |
| VOC EMISSIONS | |
| WATER CONSUMPTION | |

RECYCLING OR REUSE

| |
|--|
| |
|--|

ENERGY

| | | |
|----------------------|---|----|
| RENEWABLE ENERGY | % | MJ |
| NON-RENEWABLE ENERGY | % | MJ |

STANDARDS

| |
|--|
| |
|--|

CERTIFICATIONS

| | |
|--|--|
| | |
| | |
| | |

MANUFACTURER CONTACT INFO

| | |
|---------|--|
| NAME | |
| PHONE | |
| EMAIL | |
| WEBSITE | |