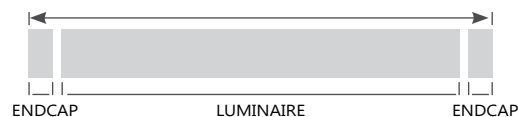
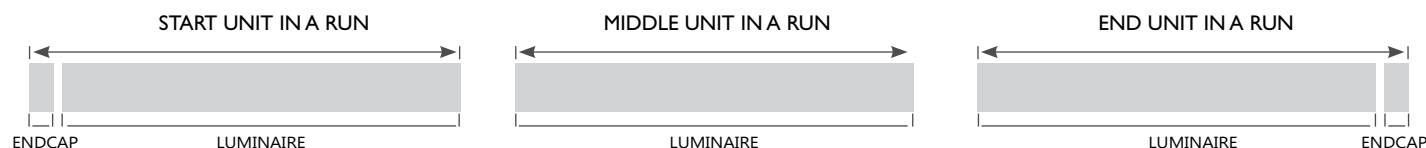


● UNIT DESCRIPTION

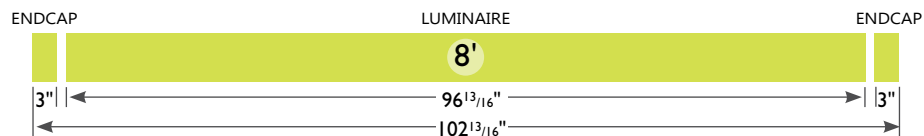
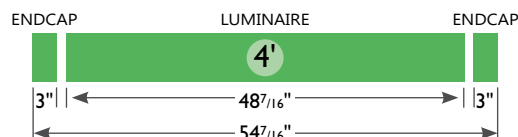
INDIVIDUAL SECTION



SECTIONS IN A CONTINUOUS ROW



● LUMINAIRE LENGTHS AND ENDCAPS



● ROW CONFIGURATIONS - MOUNTING SPACING

INDIVIDUAL SECTIONS	4 ft module	8 ft module	12 ft module	nominal run size	actual run size	distance between mounting points
	1X			4'	54 ⁷ / ₁₆ "	48"
		1X		8'	102 ³ / ₁₆ "	96"
			1X	12'	151 ³ / ₁₆ "	144"
SECTIONS IN A CONTINUOUS ROW		2X		16'	199 ⁵ / ₈ "	96" 97"
		1X	1X	20'	248"	96" 145"
			2X	24'	296 ³ / ₈ "	144" 145"
		2X	1X	28'	344 ¹³ / ₁₆ "	96" 145" 97"
		1X	2X	32'	393 ³ / ₁₆ "	144" 97" 145"
			3X	36'	441 ⁹ / ₁₆ "	144" 145" 145"
		2X	2X	40'	490"	144" 97" 145" 97"
		1X	3X	44'	538 ³ / ₈ "	144" 145" 145" 97"
			4X	48'	586 ³ / ₄ "	144" 145" 145" 145"