

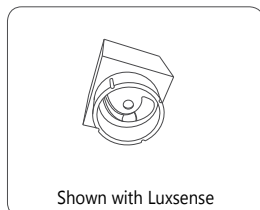
IC INTEGRATED CONTROLS GUIDE

All of the these luminaires allow for the installation of integrated controls, saving on operating costs and reducing energy consumption.

The four integrated control systems offered are:

● DAYLIGHT HARVESTING (DS):

With daylight sensors, maximum lamp output is reduced according to the available amount of natural light. By reducing maximum lamp output, energy consumption is reduced by up to 20 percent in a process known as "Daylight Harvesting".



Shown with Luxsense

EC-DIR-WH
FD-301
Luxsense
Micro Luxsense

● OCCUPANCY (OS):

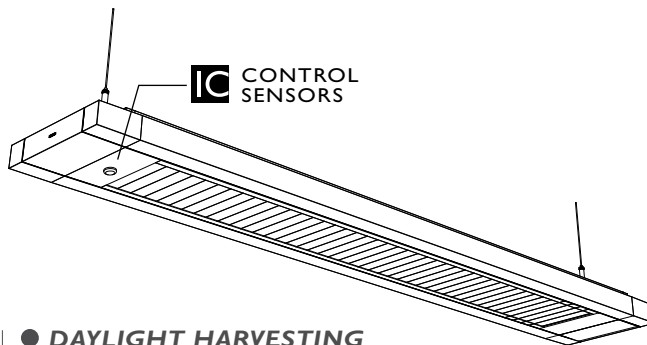
When a room is vacated, occupancy sensors ensure light will be turned off after a programmed delay as well as ensuring that light remains on while the room is occupied.



Shown with FS-205

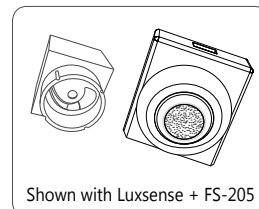
FS-205
FS-355
*FS-155 - Line Voltage
*FS-505
*FS-505C

*not available for BASE, SUSHI, 202 and CUBIC NARROW



● DAYLIGHT HARVESTING + OCCUPANCY (DS+OS):

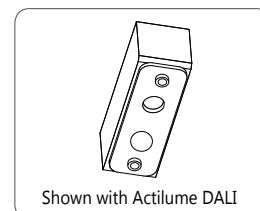
Combinations of daylight sensors + occupancy sensors allow the designer greater control to determine appropriate sensor placement.



Shown with Luxsense + FS-205

● DAYLIGHT HARVESTING AND OCCUPANCY (DOS):

A combination of Daylight & Occupancy sensor from Philips, ACTILUME along with 0-10V or DALI ballasts can be used in one form factor.

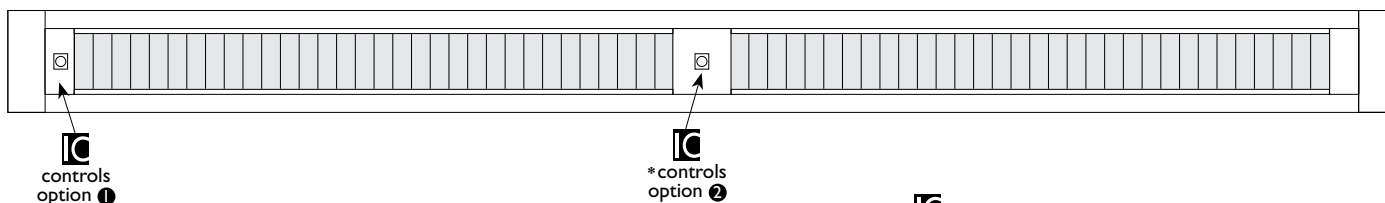


Shown with Actilume DALI

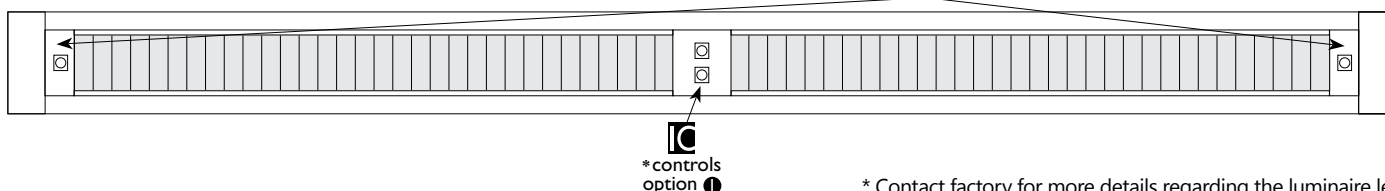
Actilume 1-10V
Actilume DALI

● INSTALLATION EXAMPLES

One sensor location options



Two sensors location options

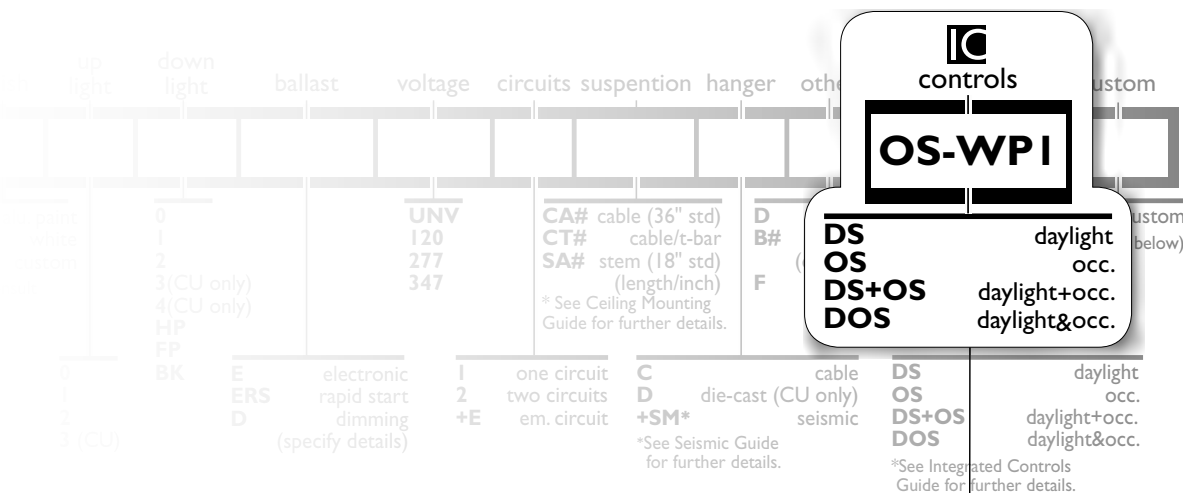


* Contact factory for more details regarding the luminaire length

IC INTEGRATED CONTROLS GUIDE

● HOW TO SPECIFY INTEGRATED CONTROLS

- In the integrated Controls column, select the appropriate code:
 - For Daylight sensors, select "DS"
 - For Occupancy sensors, select "OS"
 - For both Daylight and Occupancy sensors, select "DS+OS"
 - For the combo standalone Daylight and Occupancy sensors from Philips, Actilume, select "DOS"
- Consult table below and select specific controls options for DS, OS, DS+OS or DOS controls.
- Write the code for the specific control after the sensor code.
Example:
DS-LD - for EC-DIR-WH Daylight sensor
OS-WP1 - for FS-205 Occupancy sensor
DS-LD + OS-WP1 - for a combination of EC-DIR-WH Daylight and FS-205 Occupancy sensors
DOS - for Daylight and Occupancy sensors (DALI)
- If you are not sure which sensor to select, you have two choices:
 - Fill in just the general IC code. The factory will contact you and suggest a control option.
 - Consult factory to make an informed decision.



SENSORS	BRAND	Model	TYPE	CODE	COMPATIBLE DIMMING BALLAST
Daylight Sensor (DS)	Lutron	EC-DIR-WH	Daylight	LD	EcoSystem
	Wattstopper	FD-301	Daylight	WD	0-10V
	Philips	Luxsense	Daylight	PL	0-10V
Occupancy Sensor (OS)	Wattstopper	FS-205	PIR Occupancy	WP1	Programmed Rapid Start
		FS-355	PIR Occupancy	WP2	Programmed Rapid Start
		*FS-155	PIR Occupancy	WP3	Programmed Rapid Start
		*FS-505	Ultrasonic Occupancy	WU1	Programmed Rapid Start
		*FS-505C	Ultrasonic Occupancy	WU2	Programmed Rapid Start
		FM-105	High Frequency Occupancy	WH	Programmed Rapid Start
				PA	DALI or 0-10V
Daylight & Occupancy Sensors (DOS)	Philips	Actilume	Daylight & PIR Occupancy		

*not available for BASE, SUSHI, 202 and CUBIC NARROW