



# METAL WORKS™

Torsion  
Span

Inspiring Great Spaces®

**Armstrong®**  
CEILING & WALL SOLUTIONS

# METALWORKS™ TorsionSpan™

Custom Ceiling Systems  
smooth texture



Mitered 90 degree corner in MetalWorks™ TorsionSpan™ in Whitelume



See more photos at:  
[armstrongceilings.com/photogallery](http://armstrongceilings.com/photogallery)  
SEARCH: metalworks  
torsionspan


## KEY SELECTION ATTRIBUTES

- Large panels span the entire length of the corridor
- Monolithic visual with 100% swing down accessibility
- 24" wide panels with custom lengths up to 120"
- Reflections™ laminate finishes provide superior wood-look visual with printed vinyl bonded to aluminum
- NRC values up to 0.90 with fiberglass infill panels (select perforation patterns)
- Multiple design options for turning 90 degree corners
- Unique installation reduces wires required to support the suspension system
- Seismic tested and approved
- Durable – Washable, Scrubbable, Impact-resistant, Soil-resistant
- For more information, call 1 877 276 7876 and select options 1-1-4 to work with the Architectural Specialties project management team

## COLORS

Due to printing limitations, shade may vary from actual product.

### MetalWorks



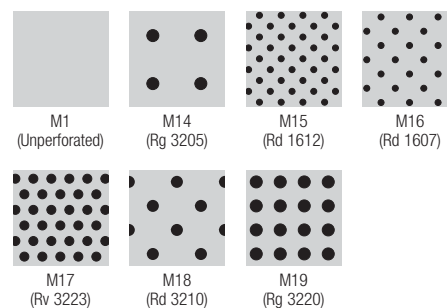
### Reflections Laminate Finishes



Pictured on cover: MetalWorks  
TorsionSpan in Whitelume

## PERFORATION OPTIONS

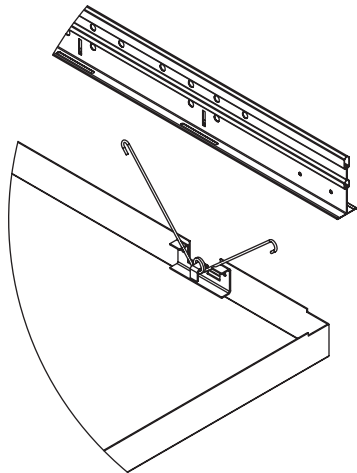
(1:2 scale shown)



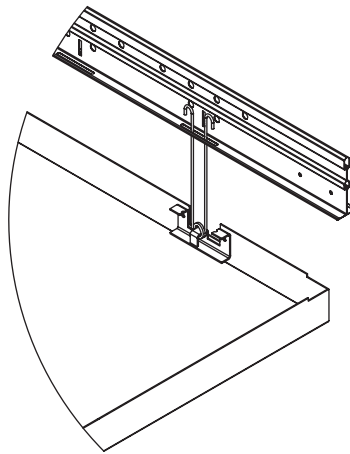
# METALWORKS™ TorsionSpan™

Custom Ceiling Systems  
smooth texture

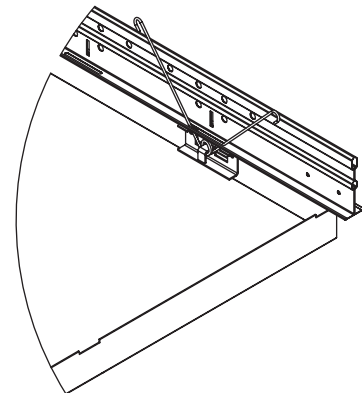
## HOW TO INSTALL PANELS



**Step 1**  
Pinch both legs of  
Torsion Spring together

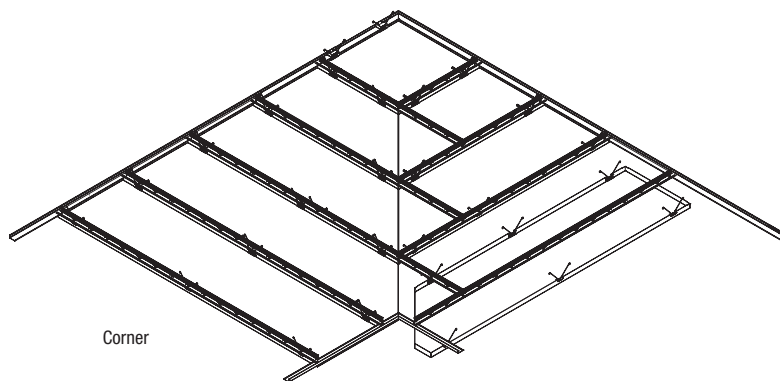


**Step 2**  
Insert legs of Torsion Spring into  
slot found on Main Beam

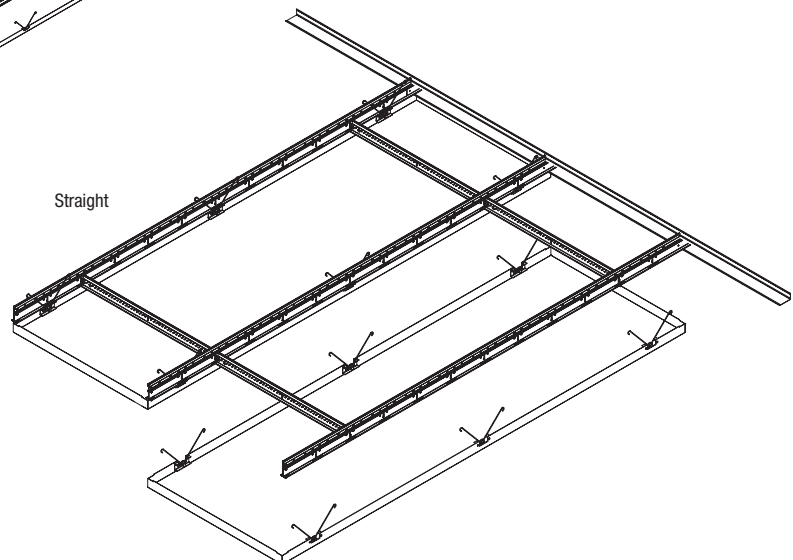


**Step 3**  
Release Torsion Spring and  
push Panel into place

## INSTALLATION DETAILS – CORNERS



Corner



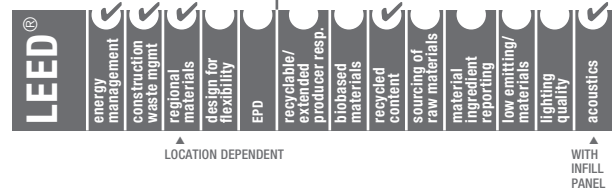
Straight

# METALWORKS™ TorsionSpan™

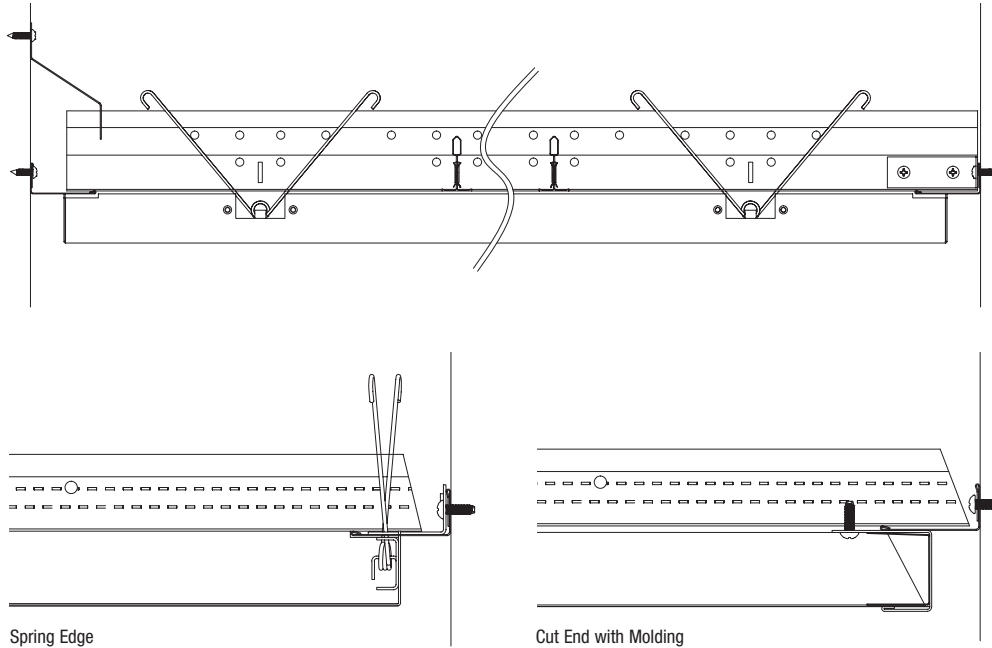
Custom Ceiling Systems  
smooth texture



For LEED contribution contact TechLine



## STRAIGHT WALL CONDITION



## ACOUSTICAL INFORMATION

Dots represent high level of performance

Perforation	NRC with acoustical fleece**	NRC with 1" fiberglass infill panel**
<b>M1†</b>	—	—
<b>M14†</b>	0.55	0.85
<b>M15†</b>	0.70	0.90
<b>M16†</b>	0.70	0.80
<b>M17†</b>	0.75	0.90
<b>M18†</b>	0.65	0.85
<b>M19†</b>	0.75	0.90
<b>M20</b> (Ceiltex only)	0.70	0.90

\*\* Maximum NRC achieved with acoustical infill (item 8200100 or 5823). For additional infill options, refer to the Acoustical Infill data page (CS-4172).

† Available for exterior applications

## COLORS AND PERFORATIONS

### MetalWorks

Whitelume (WHA)  
Silverlume (SIA)  
Gun Metal (MYA)  
Satin Anodized (SAA)  
Lacquer Mill (LMA)  
Brushalume (BAA)

### Reflections™

**Laminate Finishes**  
Arctic Maple (LAM)  
Natural Maple (LNMPLE)  
Rock Maple (LRM)  
Light Cherry (LLC)  
Natural Oak (LNOIE)  
Pecan (LPC)  
Wild Cherry (LWC)  
Mineral Forest (LMF)  
Walnut (LWN)

### Perforations

M1 (Unperforated)  
M14 (Rg 3205)  
M15 (Rd 1612)  
M16 (Rd 1607)  
M17 (Rv 3223)  
M18 (Rd 3210)  
M19 (Rg 3220)

## PHYSICAL DATA

### Panel Dimensions

Panel dimensions: 24" wide with custom lengths up to 120". Our Armstrong Architectural Specialties project management team is available to assist in project design.

### Material

Aluminum — thickness 0.040".

### Surface Finish

Painted finishes: Factory applied polyester paint  
Laminates: Vinyl-faced membrane

### Fire Performance

Painted aluminum finishes tested per ASTM E84.  
Flame Spread Index 25 or less. Smoke Developed Index 50 or less.

CAN/ULC S102 surface burning characteristics: Flame Spread Rating 20. Smoke Developed Classification 0.

Painted Aluminum finishes CAN/ULC S102 surface burning characteristics: Flame Spread Rating 0. Smoke Developed Classification 0.

Laminate finish tested per ASTM E84. Flame Spread Index 75 or less. Smoke Developed Index 450 or less.

### Acoustical Options

Perforated custom panels are supplied with a black fleece to absorb sound.

### Recycled Content

Up to 90% recycled content.

### Design Consideration

MetalWorks steel and aluminum panels are made at different manufacturing facilities that use different paint systems.

Because of this, similar colors (i.e., White and Whitelume) are not exact color matches. Please consider this when designing adjacent spaces with multiple MetalWorks products.

Anodized and Lacquer Mill finishes may vary in shade between production runs as well as over time. Sizes can be mixed and matched on non-perforated panels only.

### Installation Consideration

Due to the length of the panels in this system, two or more people must handle each panel during installation to avoid kinking.

### Design Support

Project management assistance is available by calling 1 877 276 7876, options 1-1-4 to work with the Architectural Specialties project management team.

### Warranty

Warranty details at [armstrong.com/warranty](http://armstrong.com/warranty)

TechLine / 1 877 276 7876  
[armstrongceilings.com/metalworks](http://armstrongceilings.com/metalworks)  
(search: torsionspan)  
BPCS-4785-1117

LEED® is a registered trademark of the U.S. Green Building Council  
All other trademarks used herein are the property of AWI Licensing Company and/or its affiliates © 2017 AWI Licensing Company  
Printed in the United States of America

**Armstrong®**  
CEILING & WALL SOLUTIONS