



Prices effective February 6, 2017

Procedure/Supply Carts

Introduction	page 2
Procedure/Supply Carts	3
Carts	5
Interior Components	26
Exterior Accessories	59
Indices	103
By Name	103
By Number	105
Appendices	
20-Day or Less/Assigned Lead-Time Order Information-Healthcare	
Packaging/Keyed-Alike Information-Procedure/Supply Carts	
For the latest materials information, refer to the Materials pages on HermanMiller.com.	

Introduction

A Note on the Organization of This Book

There are a few signals that will help you understand the organization of this book. Once you know them, you should be able to find your way around easily.

Like a newspaper, this book is formatted with columns of text and illustrations that run vertically.

Information wraps from one column to the next and continues for as many pages as it needs to.

Black bars are clues.

A black bar at the top of a page signals the start of information about a product.

This information is divided into two sections, each signaled by a black bar. Product Information includes a description, additional notes, and dimensional drawings. Specification Information, which always begins at the top of a column, includes a series of steps. Each step represents a decision you need to make in order to complete your product number. Steps must be followed sequentially. The number of pages needed to complete information on a product varies; some will be complete in one page; others may fill three or four pages. Just continue going through the steps until you run into the next product, signaled by the black bar at the top of the page.

Black tabs running along the outside edge of the page help you locate what section you are in or what section you want to go to. You can thumb forwards or backwards to find a section; tabs and text appear on both sides of the page.

The additional pages in the back of the book include the appendices and indices. They are signaled by a long black bar running along the outside edge of the page.

The index is presented two ways.

The first index is in alphabetical order by product name. It can be helpful if you are new to the products and numbering scheme or if you are looking for a type of product, such as work chair or round table.

The second index is by product number. It lists, in alphanumeric order, the base product number, typically a five-digit number.

General Information

This book is effective February 6, 2017, subject to change without notice. Products may be purchased from authorized Herman Miller dealers who will quote prices upon request. For more information about our products and services or to see a list of dealers, visit www.HermanMiller.com.


All prices are list prices. Additional services, such as planning services, design, storage, and installation, are not included and must be added to these prices when the additional services are requested.


Illustrations, specifications, and prices are based on the latest information at the time of publication. The right is reserved to make changes at any time without notice in prices, fabrics, finishes, materials, specifications, and models, and also to discontinue models and finishes.

Dimensions shown in the drawings are engineering drawing dimensions rounded up to the nearest $\frac{1}{8}$ ". Product is shipped set up or knocked down. Products that include "Shipped knocked down" in the description require some assembly. If this statement does not appear in the description, the product is shipped assembled.

Service problems are normally handled by a Herman Miller authorized dealer. Where this cannot be accomplished on a local level, service problems should be referred to the Customer Care Representative for your region, Herman Miller, Inc., Zeeland, Michigan 49464.

20-Day or Less/Assigned Lead-Time Shipments

All products and options in this price book not designated by an Assigned Program icon  will ship in **20 business days or less** after being acknowledged by Herman Miller.

Products and options designated by an  are on the assigned lead-time program and may ship in 20 days, less than 20 days, or more than 20 days from order acknowledgement.

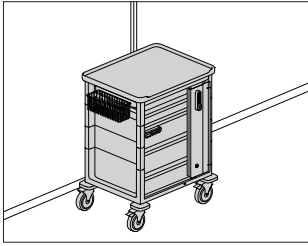
Carts

Interior Components

Exterior Accessories

Try-A-Cart 20 Series, 36" H Cart Kit

CTC.



Product Information

Description

This Try-A-Cart kit is a preconfigured cart with optimal options and accessories to demonstrate key features and solutions to customers.

This product is best shown alongside CTC.TAC212, sold separately.

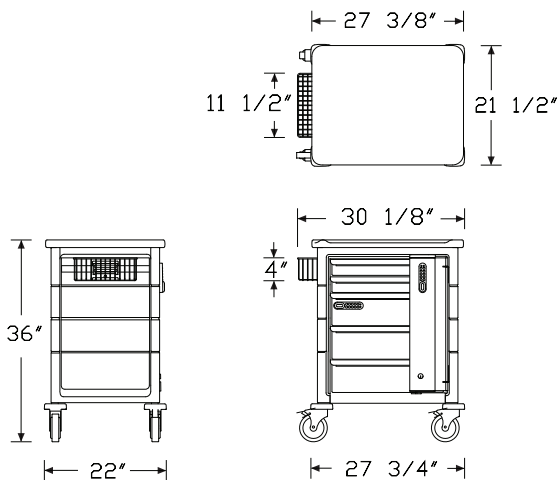
This kit includes the following cart components:

- 36"-high 20 Series cart with slide out shelf in soft white (CT336.60SLU)
- 3" drawer in soft white (CT501.03LU), quantity 2
- 6" drawer in soft white (CT501.06LU), quantity 2
- 6" drawer with locked lid and keyless lock in soft white (CT505.06PLU)
- 3" drawer organizer kit (CT580.03)
- 3" drawer organizer kit (CT583.03)
- 6" drawer organizer kit (CT575.06)
- Basic keyless lock bar on the right in soft white (CT621.36RLU)
- Side accessory rail mounted on the 4th segment on the left side (CT782.15L4)

Additional accessories included for demonstration purposes are:

- Small supply basket (CT720.01)
- Rail clamp (CT729.01)
- Drawer color labels (CT990.L8)

Dimensions



Specification Information

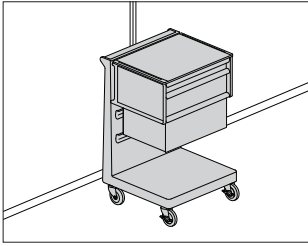
Step 1.

CTC.TAC336 A

\$2262

Try-A-Cart L-Cart

CTC.



Procedure/Supply Carts

Product Information

Description

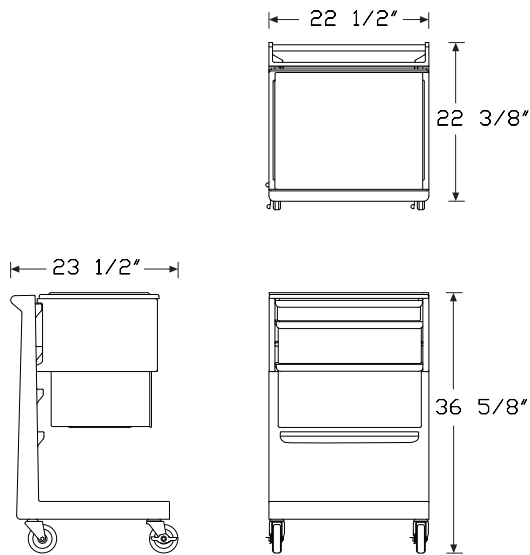
This Try-A-Cart kit is a preconfigured cart with optimal options and accessories to demonstrate key features and solutions to customers.

This product is best shown alongside CTC.TAC336, sold separately.

This kit includes the following cart components:

- L-Cart in soft white (CO212FFLU)
- C Frame in soft white (CO205FFLU)
- C Lid in soft white (CO201FFLU)
- 3" drawer in soft white (CO207FFLU)
- 6" drawer in soft white (CO208FFLU)
- 9" drawer in soft white (CO209FFLU)

Dimensions



Specification Information

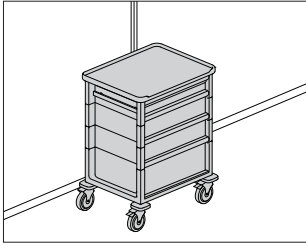
Step 1.

CTC.TAC212 A

\$1439

36" H Procedure Cart for Basic Supply Storage

CTC.



Product Information

Description

This cart is a typical configuration for basic supply storage. The purpose is to store and organize smaller quantities of supplies that do not require security.

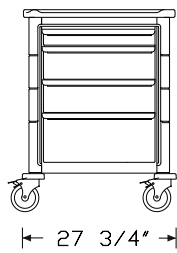
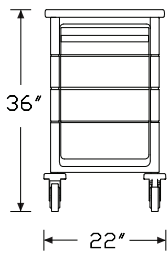
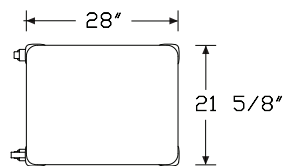
This cart includes the following components:

- 36"-high Series 20 cart (CT336.60N)
- 3" drawer (CT501.03), quantity 1
- 6" drawer (CT501.06), quantity 2
- 9" drawer (CT501.09), quantity 1
- Segment 3 mounted accessory rail (CT782.15L3)
- 3" drawer organizer kit (CT583.03)
- 6" drawer organizer kit (CT575.06)

Notes

All drawers come in the color specified in the drawer finish step.

Dimensions



Specification Information

Step 1.

CTC.336 \$1050

Step 2. Surface Finish

HF	inner tone light	+\$0
LT	light tone	+\$0
LU	soft white	+\$0
WN	warm grey neutral	+\$0

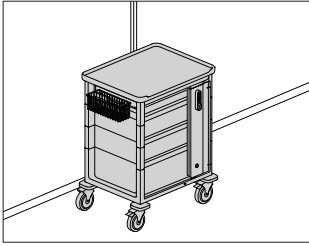
Step 3. Drawer Finish

1B	khaki	+\$0
2B	juniper	+\$0
3B	beachglass	+\$0
4B	plum	+\$0
5B	java	+\$0
5E	aquamarine	+\$0
6F	midnight	+\$0
DA	deep blue	+\$0
HF	inner tone light	+\$0
LT	light tone	+\$0
LU	soft white	+\$0
VR	vivid red	+\$0
WN	warm grey neutral	+\$0
YT	yellow	+\$0
ZP	terra cotta	+\$0

Procedure/Supply Carts

36" H Procedure Cart with Security

CTC.



Procedure/Supply Carts

Product Information

Description

This cart is a typical configuration for basic supply storage with security. The purpose is to store and organize smaller quantities of supplies that require security.

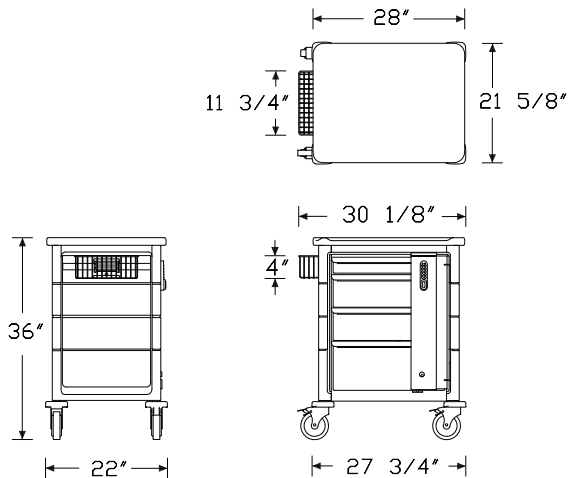
This cart includes the following components:

- 36"-high Series 20 cart (CT336.60N)
- 3" drawer (CT501.03), quantity 1
- 6" drawer (CT501.06), quantity 2
- 9" drawer (CT501.09), quantity 1
- Basic keyless lock bar (CT621.36R)
- Segment 4 mounted accessory rail (CT782.15L4)
- Supply basket (CT720.01)
- 3" drawer organizer kit (CT583.03)
- 6" drawer organizer kit (CT575.06)

Notes

All drawers come in the color specified in the drawer finish step.

Dimensions



Specification Information

Step 1.

CTC.336S

Step 2. Lock

- K** keyed alike
- L** keyed differently

Prices for Steps 1-2.

CTC.336S K	\$1503
L	\$1503

Step 3. Base/Lock Bar Finish

HF	inner tone light	+\$0
LT	light tone	+\$0
LU	soft white	+\$0
WN	warm grey neutral	+\$0

Step 4. Drawer Finish

1B	khaki	+\$0
2B	juniper	+\$0
3B	beachglass	+\$0
4B	plum	+\$0
5B	java	+\$0
5E	aquamarine	+\$0
6F	midnight	+\$0
DA	deep blue	+\$0
HF	inner tone light	+\$0
LT	light tone	+\$0
LU	soft white	+\$0
VR	vivid red	+\$0
WN	warm grey neutral	+\$0
YT	yellow	+\$0
ZP	terra cotta	+\$0

Step 5. Key Number

For keyed alike (K)

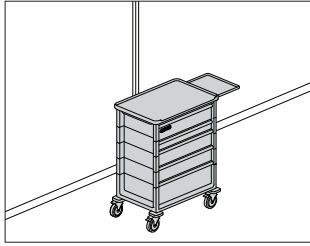
01	key number 01	+\$0
02	key number 02	+\$0
03	key number 03	+\$0
04	key number 04	+\$0
05	key number 05	+\$0
06	key number 06	+\$0
07	key number 07	+\$0
08	key number 08	+\$0
09	key number 09	+\$0
10	key number 10	+\$0

36" H Procedure Cart with Security *continued*

11	key number 11	+\$0	58	key number 58	+\$0
12	key number 12	+\$0	59	key number 59	+\$0
13	key number 13	+\$0	60	key number 60	+\$0
14	key number 14	+\$0	61	key number 61	+\$0
15	key number 15	+\$0	62	key number 62	+\$0
16	key number 16	+\$0	63	key number 63	+\$0
17	key number 17	+\$0	64	key number 64	+\$0
18	key number 18	+\$0	65	key number 65	+\$0
19	key number 19	+\$0	66	key number 66	+\$0
20	key number 20	+\$0	67	key number 67	+\$0
21	key number 21	+\$0	68	key number 68	+\$0
22	key number 22	+\$0	69	key number 69	+\$0
23	key number 23	+\$0	70	key number 70	+\$0
24	key number 24	+\$0	71	key number 71	+\$0
25	key number 25	+\$0	72	key number 72	+\$0
26	key number 26	+\$0	73	key number 73	+\$0
27	key number 27	+\$0	74	key number 74	+\$0
28	key number 28	+\$0	75	key number 75	+\$0
29	key number 29	+\$0	76	key number 76	+\$0
30	key number 30	+\$0	77	key number 77	+\$0
31	key number 31	+\$0	78	key number 78	+\$0
32	key number 32	+\$0	79	key number 79	+\$0
33	key number 33	+\$0	80	key number 80	+\$0
34	key number 34	+\$0	81	key number 81	+\$0
35	key number 35	+\$0	82	key number 82	+\$0
36	key number 36	+\$0	83	key number 83	+\$0
37	key number 37	+\$0	84	key number 84	+\$0
38	key number 38	+\$0	85	key number 85	+\$0
39	key number 39	+\$0	86	key number 86	+\$0
40	key number 40	+\$0	87	key number 87	+\$0
41	key number 41	+\$0	88	key number 88	+\$0
42	key number 42	+\$0	89	key number 89	+\$0
43	key number 43	+\$0	90	key number 90	+\$0
44	key number 44	+\$0	91	key number 91	+\$0
45	key number 45	+\$0	92	key number 92	+\$0
46	key number 46	+\$0	93	key number 93	+\$0
47	key number 47	+\$0	94	key number 94	+\$0
48	key number 48	+\$0	95	key number 95	+\$0
49	key number 49	+\$0	96	key number 96	+\$0
50	key number 50	+\$0	97	key number 97	+\$0
51	key number 51	+\$0	98	key number 98	+\$0
52	key number 52	+\$0	99	key number 99	+\$0
53	key number 53	+\$0			
54	key number 54	+\$0			
55	key number 55	+\$0			
56	key number 56	+\$0			
57	key number 57	+\$0			

Procedure/Supply Carts

42" H Procedure Cart with Limited Security CTC.



Procedure/Supply Carts

Product Information

Description

This cart is a typical configuration for basic supply storage with 1 locking drawer.

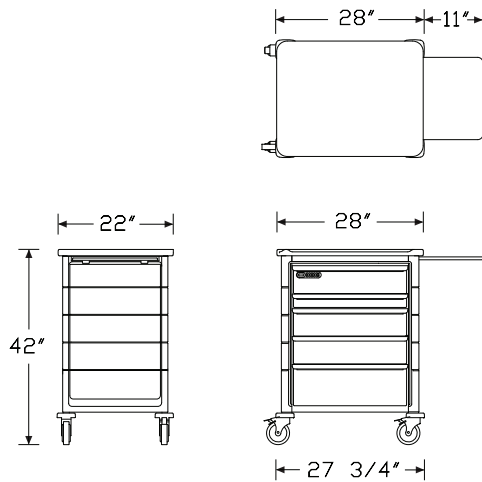
This cart includes the following components:

- 42"-high Series 20 cart with slide-out shelf (CT342.6oS)
- 6" drawer with keyless lock (CT501.06P), quantity 1
- 3" drawer (CT501.03), quantity 1
- 6" drawer (CT501.06), quantity 2
- 9" drawer (CT501.09), quantity 1
- 3" drawer organizer kit (CT580.03)
- 3" drawer organizer kit (CT583.03)
- 6" drawer organizer kit (CT575.06)

Notes

All drawers come in the color specified in the drawer finish step.

Dimensions



Specification Information

Step 1.

CTC.342L \$1648

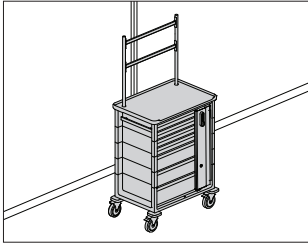
Step 2. Surface Finish

HF	inner tone light	+\$0
LT	light tone	+\$0
LU	soft white	+\$0
WN	warm grey neutral	+\$0

Step 3. Drawer Finish

1B	khaki	+\$0
2B	juniper	+\$0
3B	beachglass	+\$0
4B	plum	+\$0
5B	java	+\$0
5E	aquamarine	+\$0
6F	midnight	+\$0
DA	deep blue	+\$0
HF	inner tone light	+\$0
LT	light tone	+\$0
LU	soft white	+\$0
VR	vivid red	+\$0
WN	warm grey neutral	+\$0
YT	yellow	+\$0
ZP	terra cotta	+\$0

42" H Procedure Cart with Above-Cart Storage CTC.



Product Information

Description

This cart is a typical configuration for basic supply storage with security. The purpose is to store and organize light weight supplies above the cart for quick access.

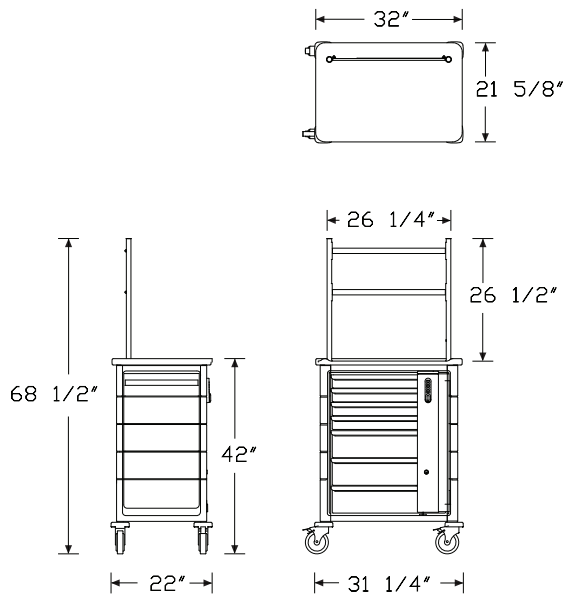
This cart includes the following components:

- 42"-high Series 24 cart (CT142.60N)
- 3" drawer (CT511.03), quantity 4
- 6" drawer (CT511.06), quantity 3
- Basic keyless lock bar (CT621.42R)
- Segment 3 mounted accessory rail (CT782.15R3)
- Segment 4 mounted accessory rail (CT782.15L4)
- Above cart rail (CT796.)
- Above cart add-on rail (CT797.)

Notes

All drawers come in the color specified in the drawer finish step.

Dimensions



Specification Information

Step 1.

CTC.142

Step 2. Lock

- K** keyed alike
- L** keyed differently

Prices for Steps 1-2.

CTC.142 K	\$1897
L	\$1897

Step 3. Base/Lock Bar Finish

HF	inner tone light	+\$0
LT	light tone	+\$0
LU	soft white	+\$0
WN	warm grey neutral	+\$0

Step 4. Drawer Finish

1B	khaki	+\$0
2B	juniper	+\$0
3B	beachglass	+\$0
4B	plum	+\$0
5B	java	+\$0
5E	aquamarine	+\$0
6F	midnight	+\$0
DA	deep blue	+\$0
HF	inner tone light	+\$0
LT	light tone	+\$0
LU	soft white	+\$0
VR	vivid red	+\$0
WN	warm grey neutral	+\$0
YT	yellow	+\$0
ZP	terra cotta	+\$0

Step 5. Key Number

For keyed alike (K)

01	key number 01	+\$0
02	key number 02	+\$0
03	key number 03	+\$0
04	key number 04	+\$0
05	key number 05	+\$0
06	key number 06	+\$0
07	key number 07	+\$0
08	key number 08	+\$0
09	key number 09	+\$0
10	key number 10	+\$0

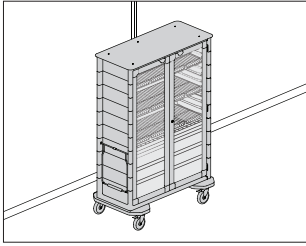
42" H Procedure Cart with Above-Cart Storage *continued*

Procedure/Supply Carts

11	key number 11	+\$0	58	key number 58	+\$0
12	key number 12	+\$0	59	key number 59	+\$0
13	key number 13	+\$0	60	key number 60	+\$0
14	key number 14	+\$0	61	key number 61	+\$0
15	key number 15	+\$0	62	key number 62	+\$0
16	key number 16	+\$0	63	key number 63	+\$0
17	key number 17	+\$0	64	key number 64	+\$0
18	key number 18	+\$0	65	key number 65	+\$0
19	key number 19	+\$0	66	key number 66	+\$0
20	key number 20	+\$0	67	key number 67	+\$0
21	key number 21	+\$0	68	key number 68	+\$0
22	key number 22	+\$0	69	key number 69	+\$0
23	key number 23	+\$0	70	key number 70	+\$0
24	key number 24	+\$0	71	key number 71	+\$0
25	key number 25	+\$0	72	key number 72	+\$0
26	key number 26	+\$0	73	key number 73	+\$0
27	key number 27	+\$0	74	key number 74	+\$0
28	key number 28	+\$0	75	key number 75	+\$0
29	key number 29	+\$0	76	key number 76	+\$0
30	key number 30	+\$0	77	key number 77	+\$0
31	key number 31	+\$0	78	key number 78	+\$0
32	key number 32	+\$0	79	key number 79	+\$0
33	key number 33	+\$0	80	key number 80	+\$0
34	key number 34	+\$0	81	key number 81	+\$0
35	key number 35	+\$0	82	key number 82	+\$0
36	key number 36	+\$0	83	key number 83	+\$0
37	key number 37	+\$0	84	key number 84	+\$0
38	key number 38	+\$0	85	key number 85	+\$0
39	key number 39	+\$0	86	key number 86	+\$0
40	key number 40	+\$0	87	key number 87	+\$0
41	key number 41	+\$0	88	key number 88	+\$0
42	key number 42	+\$0	89	key number 89	+\$0
43	key number 43	+\$0	90	key number 90	+\$0
44	key number 44	+\$0	91	key number 91	+\$0
45	key number 45	+\$0	92	key number 92	+\$0
46	key number 46	+\$0	93	key number 93	+\$0
47	key number 47	+\$0	94	key number 94	+\$0
48	key number 48	+\$0	95	key number 95	+\$0
49	key number 49	+\$0	96	key number 96	+\$0
50	key number 50	+\$0	97	key number 97	+\$0
51	key number 51	+\$0	98	key number 98	+\$0
52	key number 52	+\$0	99	key number 99	+\$0
53	key number 53	+\$0			
54	key number 54	+\$0			
55	key number 55	+\$0			
56	key number 56	+\$0			
57	key number 57	+\$0			

72" H Clinical Supply Storage Cart

CTC.



Product Information

Description

This cart is a typical configuration for bulk supply storage requiring a range of organizational options.

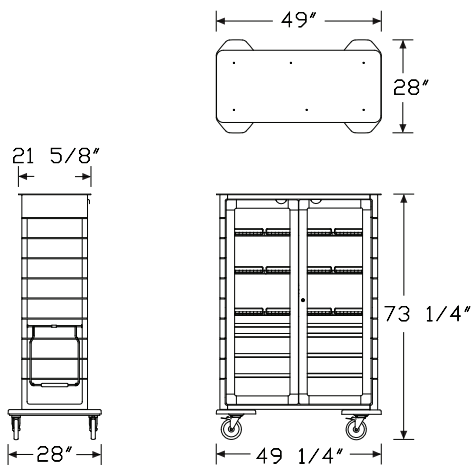
This cart includes the following components:

- 72"-high Series 20 double-wide cart (CT472.104)
- Double-wide clear doors (CT707.272)
- 3" drawer (CT501.03), quantity 2
- 6" drawer (CT501.06), quantity 4
- 9" drawer (CT501.09), quantity 2
- Double-wide wire shelf (CT526.), quantity 2
- Wire shelf dividers (CT527.)
- 3" drawer organizer kit (CT580.03)
- 3" drawer organizer kit (CT581.03)
- 6" drawer organizer kit (CT575.06), quantity 2

Notes

All drawers come in the color specified in the drawer finish step.

Dimensions



Specification Information

Step 1.

CTC.472

Step 2. Lock

N	no lock
L	keyed differently
K	keyed alike
P	keyless lock

Prices for Steps 1-2.

CTC.472 N	\$2798
L	\$2893
K	\$2893
P	\$3027

Step 3. Base/Door Frame Finish

HF	inner tone light	+\$0
LT	light tone	+\$0
LU	soft white	+\$0
WN	warm grey neutral	+\$0

Step 4. Door Insert Finish

HF	inner tone light	+\$0
LT	light tone	+\$0
LU	soft white	+\$0
TR	clear	+\$0
WN	warm grey neutral	+\$0

Step 5. Drawer Finish

1B	khaki	+\$0
2B	juniper	+\$0
3B	beachglass	+\$0
4B	plum	+\$0
5B	java	+\$0
5E	aquamarine	+\$0
6F	midnight	+\$0
DA	deep blue	+\$0
HF	inner tone light	+\$0
LT	light tone	+\$0
LU	soft white	+\$0
VR	vivid red	+\$0
WN	warm grey neutral	+\$0
YT	yellow	+\$0
ZP	terra cotta	+\$0

72 "H Clinical Supply Storage Cart

continued

Procedure/Supply Carts

Step 6. Key Number

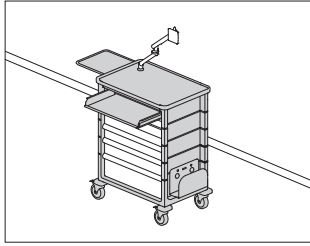
For keyed alike (K)

01	key number 01	+\$0	46	key number 46	+\$0
02	key number 02	+\$0	47	key number 47	+\$0
03	key number 03	+\$0	48	key number 48	+\$0
04	key number 04	+\$0	49	key number 49	+\$0
05	key number 05	+\$0	50	key number 50	+\$0
06	key number 06	+\$0	51	key number 51	+\$0
07	key number 07	+\$0	52	key number 52	+\$0
08	key number 08	+\$0	53	key number 53	+\$0
09	key number 09	+\$0	54	key number 54	+\$0
10	key number 10	+\$0	55	key number 55	+\$0
11	key number 11	+\$0	56	key number 56	+\$0
12	key number 12	+\$0	57	key number 57	+\$0
13	key number 13	+\$0	58	key number 58	+\$0
14	key number 14	+\$0	59	key number 59	+\$0
15	key number 15	+\$0	60	key number 60	+\$0
16	key number 16	+\$0	61	key number 61	+\$0
17	key number 17	+\$0	62	key number 62	+\$0
18	key number 18	+\$0	63	key number 63	+\$0
19	key number 19	+\$0	64	key number 64	+\$0
20	key number 20	+\$0	65	key number 65	+\$0
21	key number 21	+\$0	66	key number 66	+\$0
22	key number 22	+\$0	67	key number 67	+\$0
23	key number 23	+\$0	68	key number 68	+\$0
24	key number 24	+\$0	69	key number 69	+\$0
25	key number 25	+\$0	70	key number 70	+\$0
26	key number 26	+\$0	71	key number 71	+\$0
27	key number 27	+\$0	72	key number 72	+\$0
28	key number 28	+\$0	73	key number 73	+\$0
29	key number 29	+\$0	74	key number 74	+\$0
30	key number 30	+\$0	75	key number 75	+\$0
31	key number 31	+\$0	76	key number 76	+\$0
32	key number 32	+\$0	77	key number 77	+\$0
33	key number 33	+\$0	78	key number 78	+\$0
34	key number 34	+\$0	79	key number 79	+\$0
35	key number 35	+\$0	80	key number 80	+\$0
36	key number 36	+\$0	81	key number 81	+\$0
37	key number 37	+\$0	82	key number 82	+\$0
38	key number 38	+\$0	83	key number 83	+\$0
39	key number 39	+\$0	84	key number 84	+\$0
40	key number 40	+\$0	85	key number 85	+\$0
41	key number 41	+\$0	86	key number 86	+\$0
42	key number 42	+\$0	87	key number 87	+\$0
43	key number 43	+\$0	88	key number 88	+\$0
44	key number 44	+\$0	89	key number 89	+\$0
45	key number 45	+\$0	90	key number 90	+\$0
			91	key number 91	+\$0
			92	key number 92	+\$0

72" H Clinical Supply Storage Cart

continued

93	key number 93	+\$0
94	key number 94	+\$0
95	key number 95	+\$0
96	key number 96	+\$0
97	key number 97	+\$0
98	key number 98	+\$0
99	key number 99	+\$0



Product Information

Description

Storage and technology carts provide the ability to combine charting, inventory management, and storage in 1 cart. This cart has Flo® through-mount hardware installed on the left side of the cart top and is ready to accept a Flo monitor arm, sold separately. The cart has a raised-edge top and an optional shelf that slides out on the left or right side. It comes with a rail-attached power outlet strip or a bracket to mount a field-supplied power strip, and a cable management channel. There are 2 1"-diameter holes in the upper back of the cart body on the left and right sides for routing mouse and keyboard wires, and 10 interior slots at 3" intervals. When using the keyboard shelf, there are 9 available interior slots. The cart has 5" casters; 2 swivel/brake casters in front, 2 swivel casters in back.

Flo is an easy to move, slim profile monitor arm that can support a single flat panel monitor or laptop holder. It has a 13¹/₄" height-adjustment range, a 20⁵/₈" extension range, and allows the monitor to tilt 40° upward and -40° downward. The arm includes a quick-disconnect feature that allows easy installation and removal of a monitor or laptop holder. It has integrated cable management along the underside of the arm, and a visual indicator that shows the arm's tension setting. The arm meets VESA 75mm and 100mm standards (Video Electronic Standards Association-Mounting Interface Standard). An allen wrench for adjusting arm tension is included. Cart ships with Flo through-mount hardware attached. The arm slides onto the mount; no additional hardware required.

Notes

Keyboard shelf has full-extension drawer slides and holds up to 25 pounds. Finish is black.

Cart is compatible only with Flo monitor arm.

Flo arm accommodates monitor and laptop weights ranging from 7 to 20 pounds.

Order the following products separately:

- Flo single screen monitor arm-arm only (Y92090.)
- Optional laptop mount (Y91177.) for Flo arm
- Cord wrap (CT779.)
- Drawers, drawer accessories, shelves, cassettes, and holders
- Rail-mounted electrical components, containers, and holders

Flo monitor arm will always mount on left side of cart and CPU holder on the right side to balance the weight.

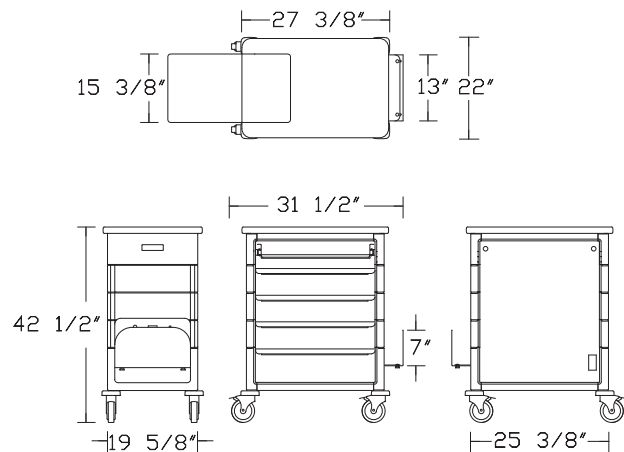
Laptop mount (Y91177.) requires 100mm VESA plate (not included). It supports laptops of varying widths up to 11" deep and 1¹/₂" thick. It supports docking stations up to 11" wide and 5" deep.

Flip-up shelf (CT750.) cannot be mounted on the same side of the cart as the CPU holder.

Side-mounted CPU holder finish is soft white (LU).

Side-mounted CPU holder width adjusts to hold computer cases ranging from 4"-6¹/₂" wide. Maximum cube space for CPU cases is 6¹/₂" wide x 13" deep x 25" high. Maximum weight capacity of CPU holder is 50 pounds.

Dimensions



Storage and Technology Cart

continued

Specification Information

Step 1.

CTT.

Step 2. Cart Interior Width

342 20 series

142 24 series

Step 3. Top

60C raised-edge top

60SC raised-edge top with slide-out shelf

Step 4. Keyboard Shelf

N no keyboard shelf

Y keyboard shelf

Prices for Steps 1-4.

		N	Y
CTT.	342 60C	\$872	1017
	60SC	\$1027	1172
	142 60C	\$892	1038
	60SC	\$1057	1203

Step 5. Surface Finish

HF inner tone light +\$0

LT light tone +\$0

LU soft white +\$0

WN warm grey neutral +\$0

Step 6. CPU Side Mount Options

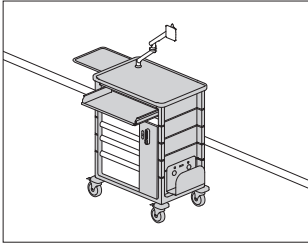
NCR for no CPU or for used with Compact CPU +\$0

RMC right side mounted CPU holder +\$85

Step 7. Power Strip

RMB includes rail and mounting bracket only +\$0

RPS includes rail with power strip +\$130



Product Information

Description

Storage and technology carts provide the ability to combine charting, inventory management, and storage in 1 cart. Flo® through-mount hardware comes installed on the left side of the cart top and is ready to accept a Flo monitor arm, sold separately. This 42"-high cart includes a divider between keyboard tray and storage to allow keyboard access while the storage can remain locked by the 36"-high lock bar. The cart has a raised-edge top and an optional shelf that slides out on the left or right side. It comes with a rail-attached power outlet strip or a bracket to mount a field-supplied power strip, and a cable management channel. There are 2 1"-diameter holes in the upper back of the cart body on the left and right sides for routing mouse and keyboard wires, and 10 interior slots at 3" intervals. When using the keyboard shelf, there are 9 available interior slots. The cart has 5" casters; 2 swivel/brake casters in front, 2 swivel casters in back.

The lockbar prevents unauthorized access to drawers or cassette bins. It offers multiple security and access options and re-locks automatically when closed. Keyless entry options have a sleep mode for tamper protection when several incorrect codes are entered, a 9-volt battery "jump" capability, and a keyed backup. Batteries included.

A wide range of capabilities can be utilized with the proximity reader option when used with the proximity lock bar software kit, sold separately. The proximity reader will read most low frequency HID Prox Cards (125 kHz). The use of a card other than one from Herman Miller, Inc., should be verified. Various combinations of "user" and "supervisor" codes can be set.

Flo is an easy to move, slim profile monitor arm that can support a single flat panel monitor or laptop holder. It has a 13 1/4" height-adjustment range, a 20 5/8" extension range, and allows the monitor to tilt 40° upward and -40° downward. The arm includes a quick-disconnect feature that allows easy installation and removal of a monitor or laptop holder. It has integrated cable management along the underside of the arm, and a visual indicator that shows the arm's tension setting. The arm meets VESA 75mm and 100mm standards (Video Electronic Standards Association-Mounting Interface Standard). An allen wrench for adjusting arm tension is included. Cart ships with Flo through-mount hardware attached. The arm slides onto the mount; no additional hardware required.

Notes

Keyboard shelf has full-extension drawer slides and holds up to 25 pounds. Finish is black.

Cart is compatible only with Flo monitor arm.

Flo arm accommodates monitor and laptop weights ranging from 7 to 20 pounds.

Order the following products separately:

- Flo single screen monitor arm-arm only (Y92090.)
- Optional laptop mount (Y91177.) for Flo arm
- Cord wrap (CT779.)
- Drawers, drawer accessories, shelves, cassettes, and holders
- Rail-mounted electrical components, containers, and holders
- Lock bar software kit (CT631.)
- Proximity access (CT623., CT624.)

Flo monitor arm will always mount on left side of cart and CPU holder on the right side to balance the weight.

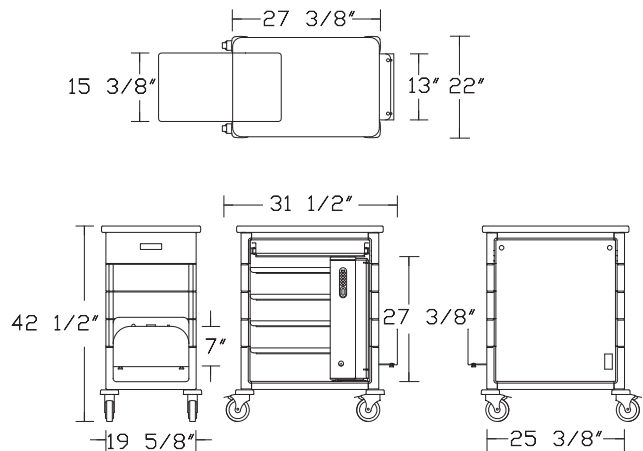
Laptop mount (Y91177.) requires 100mm VESA plate (not included). It supports laptops of varying widths up to 11" deep and 1 1/2" thick. It supports docking stations up to 11" wide and 5" deep.

Flip-up shelf (CT750.) cannot be mounted on the same side of the cart as the CPU holder.

Side-mounted CPU holder finish is soft white (LU).

Side-mounted CPU holder width adjusts to hold computer cases ranging from 4"-6 1/2" wide. Maximum cube space for CPU cases is 6 1/2" wide x 13" deep x 25" high. Maximum weight capacity of CPU holder is 50 pounds.

Dimensions



Locking Storage and Technology Cart *continued*

Specification Information

Step 1.

CTTL.

Step 2. Cart Interior Width

342 20 series

142 24 series

Step 3. Top

60C raised-edge top

60SC raised-edge top with slide-out shelf

Step 4. Lockbar

B basic lock bar

D deluxe lock bar

P proximity lock bar

Step 5. Lock

K keyed alike

L keyed differently

Prices for Steps 1-5.

		BK	BL	DK	DL	PK	PL
CTTL.	342 60C	\$1508	1507	1717	1716	2314	2313
	60SC	\$1662	1662	1871	1871	2468	2468
	142 60C	\$1529	1528	1738	1737	2334	2333
	60SC	\$1693	1693	1902	1902	2498	2498

Step 6. Base/Lock Bar Finish

HF inner tone light +\$0

LT light tone +\$0

LU soft white +\$0

WN warm grey neutral +\$0

Step 7. CPU Side Mount Options

NCR for no CPU or for used with Compact CPU +\$0

RMC right side mounted CPU holder +\$85

Step 8. Power Strip

RMB includes rail and mounting bracket only +\$0

RPS includes rail with power strip +\$130

Step 9. Key Number

For keyed alike (K)

01 key number 01 +\$0

02 key number 02 +\$0

03 key number 03 +\$0

04	key number 04	+\$0
05	key number 05	+\$0
06	key number 06	+\$0
07	key number 07	+\$0
08	key number 08	+\$0
09	key number 09	+\$0
10	key number 10	+\$0
11	key number 11	+\$0
12	key number 12	+\$0
13	key number 13	+\$0
14	key number 14	+\$0
15	key number 15	+\$0
16	key number 16	+\$0
17	key number 17	+\$0
18	key number 18	+\$0
19	key number 19	+\$0
20	key number 20	+\$0
21	key number 21	+\$0
22	key number 22	+\$0
23	key number 23	+\$0
24	key number 24	+\$0
25	key number 25	+\$0
26	key number 26	+\$0
27	key number 27	+\$0
29	key number 29	+\$0
30	key number 30	+\$0
31	key number 31	+\$0
32	key number 32	+\$0
33	key number 33	+\$0
34	key number 34	+\$0
35	key number 35	+\$0
36	key number 36	+\$0
37	key number 37	+\$0
38	key number 38	+\$0
39	key number 39	+\$0
40	key number 40	+\$0
41	key number 41	+\$0
42	key number 42	+\$0
43	key number 43	+\$0
44	key number 44	+\$0
45	key number 45	+\$0
46	key number 46	+\$0
47	key number 47	+\$0
48	key number 48	+\$0
49	key number 49	+\$0
50	key number 50	+\$0
51	key number 51	+\$0

Locking Storage and Technology

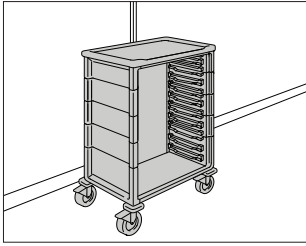
Cart *continued*

Procedure/Supply Carts

52	key number 52	+\$0	99	key number 99	+\$0
53	key number 53	+\$0			
54	key number 54	+\$0			
55	key number 55	+\$0			
56	key number 56	+\$0			
57	key number 57	+\$0			
58	key number 58	+\$0			
59	key number 59	+\$0			
60	key number 60	+\$0			
61	key number 61	+\$0			
62	key number 62	+\$0			
63	key number 63	+\$0			
64	key number 64	+\$0			
65	key number 65	+\$0			
66	key number 66	+\$0			
67	key number 67	+\$0			
68	key number 68	+\$0			
69	key number 69	+\$0			
70	key number 70	+\$0			
71	key number 71	+\$0			
72	key number 72	+\$0			
73	key number 73	+\$0			
74	key number 74	+\$0			
75	key number 75	+\$0			
76	key number 76	+\$0			
77	key number 77	+\$0			
78	key number 78	+\$0			
79	key number 79	+\$0			
80	key number 80	+\$0			
81	key number 81	+\$0			
82	key number 82	+\$0			
83	key number 83	+\$0			
84	key number 84	+\$0			
85	key number 85	+\$0			
86	key number 86	+\$0			
87	key number 87	+\$0			
88	key number 88	+\$0			
89	key number 89	+\$0			
90	key number 90	+\$0			
91	key number 91	+\$0			
92	key number 92	+\$0			
93	key number 93	+\$0			
94	key number 94	+\$0			
95	key number 95	+\$0			
96	key number 96	+\$0			
97	key number 97	+\$0			
98	key number 98	+\$0			

Single-Wide Cart

- CT136.
- CT142.
- CT172.
- CT336.
- CT342.
- CT372.



Product Information

Description

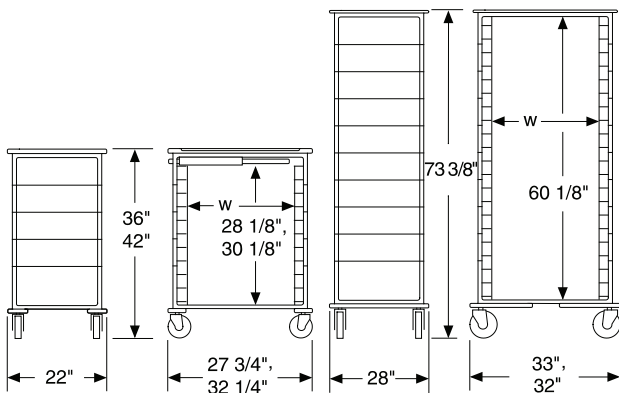
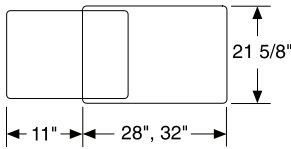
This 20"-deep cart has 2 swivel/brake casters in front, 2 swivel casters in back, and bumpers on all 4 corners. It is available with a 20"- or 24"-wide interior. The 36"- and 42"-high carts have a raised-edge top, an optional shelf that slides out on the left or right side, and 5" casters; the 72"-high cart has a flat top and 6" casters. The 36"-high cart has 4 segments with 8 slots; the 42"-high cart has 5 segments with 10 slots; and the 72"-high cart has 10 segments with 20 slots.

Notes

Order the following products separately:

- Cart-mounted shelves, rails, trays, and holders
- Closure and lock components
- Drawers, drawer accessories, shelves, cassettes, and holders
- Rail-mounted electrical components, containers, and holders

Dimensions



Specification Information

Step 1.

CT

Step 2. Cart Interior Width

- 3** 20" wide
- 1** 24" wide

Step 3. Height

- 36.** 36" high
- 42.** 42" high
- 72.** 72" high

Step 4. Top

For 36" high (36.) or 42" high (42.)

- 60N** raised-edge top
- 60S** raised-edge top with slide-out shelf

For 72" high (72.)

- 10N** flat top

Prices for Steps 1-4.

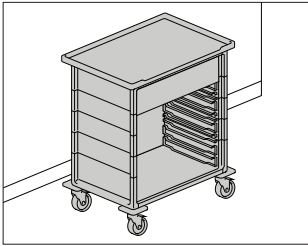
CT336. 60N	\$688
60S	\$857
CT342. 60N	\$707
60S	\$876
CT372. 10N	\$1142
CT136. 60N	\$722
60S	\$892
CT142. 60N	\$744
60S	\$913
CT172. 10N	\$1193

Step 5. Surface Finish

HF inner tone light	+\$0
LT light tone	+\$0
LU soft white	+\$0
WN warm grey neutral	+\$0

Single-Wide Cart, Dual Access

CT142.



Procedure/Supply Carts

Product Information

Description

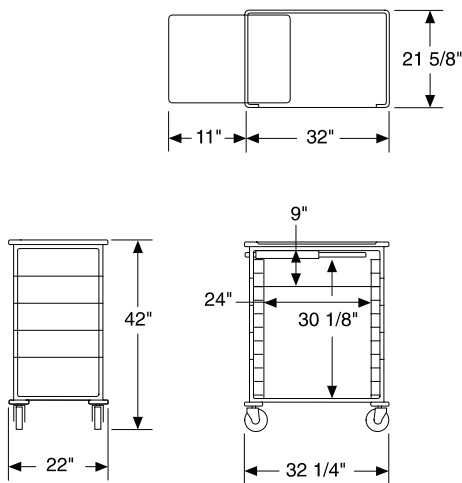
This 42"-high cart provides access to the interior from the front and back, making it ideal for use as a response cart. It has a raised-edge top and an optional shelf that slides out on the left or right. A breakaway bar at front and back are also included. The cart has 5" casters; 2 swivel/brake casters in front, 2 swivel casters in back. It has a 24"-wide interior and slots at 3" intervals (7 slots in the front and 3 slots in the back) to hold interior components.

Notes

Order the following products separately:

- Cart-mounted shelves, rails, trays, and holders
- Drawers, drawer accessories, shelves, cassettes, and holders
- Rail-mounted electrical components, containers, and holders

Dimensions



Specification Information

Step 1.

CT142.

Step 2. Top

61B raised-edge top

61S raised-edge top with slide-out shelf

Prices for Steps 1-2.

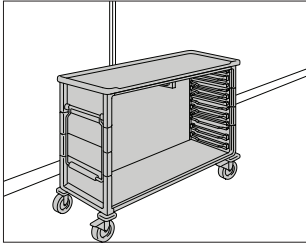
CT142. 61B	\$875
61S	\$1044

Step 3. Surface Finish

HF	inner tone light	+\$0
LT	light tone	+\$0
LU	soft white	+\$0
WN	warm grey neutral	+\$0

Double-Wide Cart

- CT236.
- CT242.
- CT272.
- CT436.
- CT442.
- CT472.



Product Information

Description

This 20"-deep cart has 1 swivel/brake caster and 1 swivel/direction-lock caster in front, 2 swivel casters in back, and bumpers on all 4 corners. A pull handle is installed on the left side of segment 4. 36"- and 42"-high carts have a flat top and 5" casters; the 72"-high cart has a flat top and 6" casters. The 36"- and 42"-high carts are available with a top or full spine; the 72"-high cart is available with or without a spine.

Notes

Height, spine, and interior slot combinations are:

Height—Spine—Interior Slots

36"—top spine—2 single-wide slots and 7 double-wide slots

36"—full spine—16 single-wide slots

42"—top spine—2 single-wide slots and 9 double-wide slots

42"—full spine—20 single-wide slots

72"—no spine—20 double-wide slots

72"—partial spine—16 single-wide slots and 12 double-wide slots

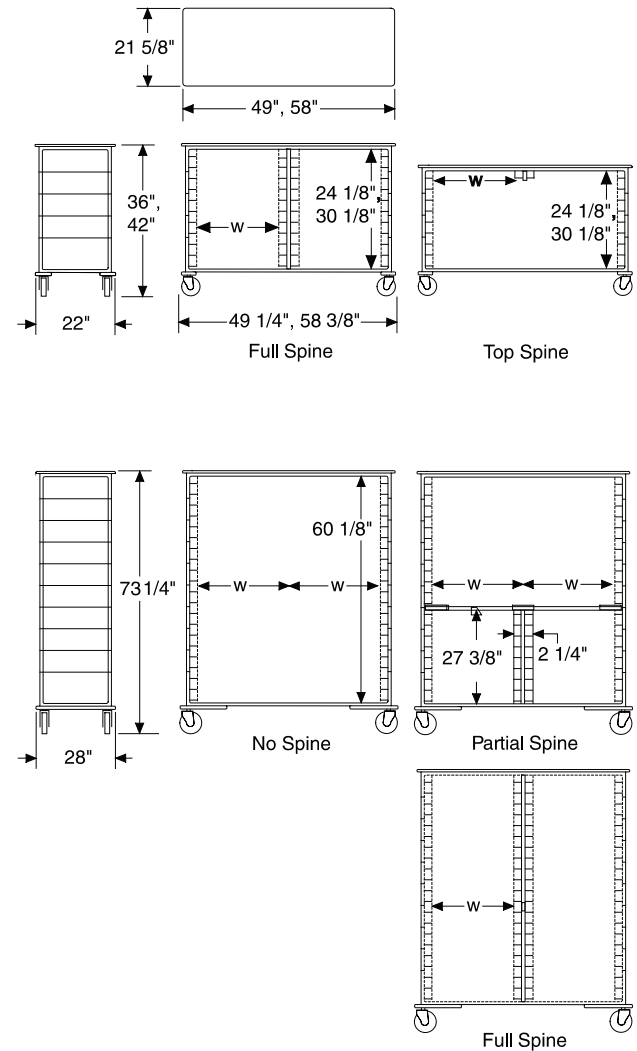
72"—full spine—40 single-wide slots

Top spine extends 3" from the top of a 36"- or 42"-high cart. Partial spine extends 27 1/2" from the bottom of a 72"-high cart and includes a double-wide wire shelf.

Order the following products separately:

- Cart-mounted shelves, rails, trays, and holders
- Closure and lock components
- Drawers, drawer accessories, shelves, cassettes, and holders
- Rail-mounted electrical components, containers, and holders

Dimensions



Double-Wide Cart *continued*

Procedure/Supply Carts

Specification Information

Step 1.

CT

Step 2. Cart Interior Width

4 2 20"-wide sections

2 2 24"-wide sections

Step 3. Height

36. 36" high

42. 42" high

72. 72" high

Step 4. Top

For 36" high (36.) or 42" high (42.)

60 flat top

For 72" high (72.)

10 flat top

Step 5. Spine

For 36" high (36.) or 42" high (42.)

T top spine

F full spine

For 72" high (72.)

N no spine

4 partial spine

F full spine

Prices for Steps 1-5.

	N	T	4	F
CT436. 60	—	\$964	—	1132
CT442. 60	—	\$1035	—	1161
CT472. 10	\$1627	—	1827	1708
CT236. 60	—	\$1116	—	1127
CT242. 60	—	\$1251	—	1266
CT272. 10	\$1653	—	1857	1893

Step 6. Surface Finish

HF inner tone light +\$0

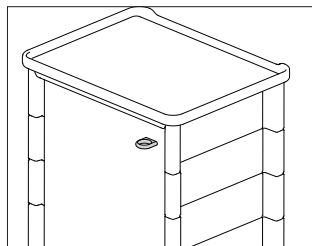
LT light tone +\$0

LU soft white +\$0

WN warm grey neutral +\$0

Laptop Lock Loop

CT714.



Product Information

Description

This loop attaches to the back of a cart body. It is used with a standard laptop locking cable in order to secure a laptop to the cart body.

Notes

Locking cable not included.

Dimensions

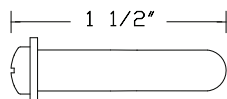
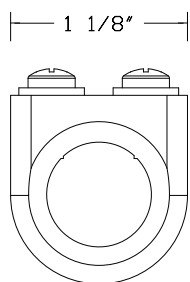
Specification Information

Step 1.

CT714.

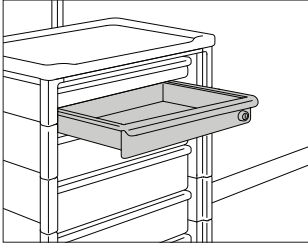
\$19

Procedure/Supply Carts



Drawer

CT501.
CT511.



Procedure/Supply Carts – Interior Components

Product Information

Description

This drawer fits into a single- or double-wide cart and has stops to prevent accidental removal. It is available with no lock, a keyed lock, or keyless lock. Includes 1 label clip.

The 3"-high drawer fills 1 set of cart slots; the 6"-high drawer fills 2 sets of cart slots; the 9"-high drawer fills 3 sets of cart slots.

Notes

Order optional accessories separately:

- 3"-high drawer organizer kit, 20"-wide cart interior (CT580., CT581., CT582., CT583., CT584., or CT585.)
- 3"-high drawer organizer kit, 24"-wide cart interior (CT560., CT561., CT562., CT563., or CT564.)
- 6"-high drawer organizer kit, 20"-wide cart interior (CT575. or CT576.)
- 6"-high drawer organizer kit, 24"-wide cart interior (CT570. or CT571.)
- Clear lid (CT508.)
- Drawer/shelf divider (CT550.)
- Full-extension drawer slides (CT504.) for 3"- or 6"-high drawer with no lock

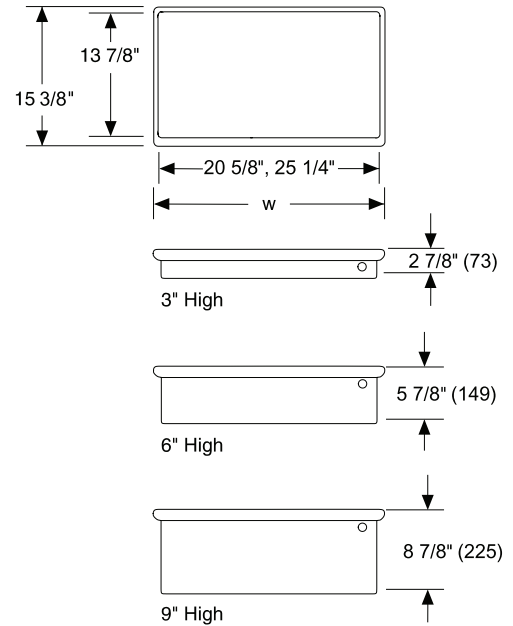
Drawer with keyed or keyless lock cannot be used with full-extension drawer slides.

Drawer with keyless lock option (P) cannot be used with lockbar installed on left side of cart.

Keyed lock is located on right side; keyless lock is located on left side.

For general information on locks, see Keyed-Alike Information in Appendices.

Dimensions



Specification Information

Step 1.

CT5

Step 2. Cart Interior Width

01. 20" wide

11. 24" wide

Step 3. Height

For 20" wide (01.)

03 3" high

06 6" high

09 9" high

For 24" wide (11.)

03 3" high

06 6" high

Step 4. Lock

For no lock (), skip this step.*

L keyed differently

K keyed alike

P keyless lock

Prices for Steps 1-4.

	*	L	K	P
CT501. 03	\$52	105	105	336
06	\$66	119	119	349
09	\$85	138	138	368
CT511. 03	\$53	107	107	337
06	\$67	120	120	350

Step 5. Drawer Finish

1B khaki +\$0

2B juniper +\$0

3B beachglass +\$0

4B plum +\$0

5B java +\$0

5E aquamarine +\$0

6F midnight +\$0

DA deep blue +\$0

HF inner tone light +\$0

LT light tone +\$0

LU soft white +\$0

VR vivid red +\$0

WN warm grey neutral +\$0

YT yellow +\$0

ZP terra cotta +\$0

Step 6. Drawer Key Number

For keyed alike (K)

01 key number 01 +\$0

02 key number 02 +\$0

03 key number 03 +\$0

04 key number 04 +\$0

05 key number 05 +\$0

06 key number 06 +\$0

07 key number 07 +\$0

08 key number 08 +\$0

09 key number 09 +\$0

10 key number 10 +\$0

11 key number 11 +\$0

12 key number 12 +\$0

13 key number 13 +\$0

14 key number 14 +\$0

15 key number 15 +\$0

16 key number 16 +\$0

17 key number 17 +\$0

18 key number 18 +\$0

19 key number 19 +\$0

20 key number 20 +\$0

21 key number 21 +\$0

22 key number 22 +\$0

23 key number 23 +\$0

24 key number 24 +\$0

25 key number 25 +\$0

26 key number 26 +\$0

27 key number 27 +\$0

28 key number 28 +\$0

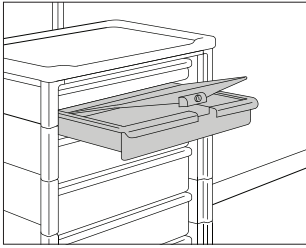
Drawer *continued*

Procedure/Supply Carts – Interior Components

29	key number 29	+\$0	76	key number 76	+\$0
30	key number 30	+\$0	77	key number 77	+\$0
31	key number 31	+\$0	78	key number 78	+\$0
32	key number 32	+\$0	79	key number 79	+\$0
33	key number 33	+\$0	80	key number 80	+\$0
34	key number 34	+\$0	81	key number 81	+\$0
35	key number 35	+\$0	82	key number 82	+\$0
36	key number 36	+\$0	83	key number 83	+\$0
37	key number 37	+\$0	84	key number 84	+\$0
38	key number 38	+\$0	85	key number 85	+\$0
39	key number 39	+\$0	86	key number 86	+\$0
40	key number 40	+\$0	87	key number 87	+\$0
41	key number 41	+\$0	88	key number 88	+\$0
42	key number 42	+\$0	89	key number 89	+\$0
43	key number 43	+\$0	90	key number 90	+\$0
44	key number 44	+\$0	91	key number 91	+\$0
45	key number 45	+\$0	92	key number 92	+\$0
46	key number 46	+\$0	93	key number 93	+\$0
47	key number 47	+\$0	94	key number 94	+\$0
48	key number 48	+\$0	95	key number 95	+\$0
49	key number 49	+\$0	96	key number 96	+\$0
50	key number 50	+\$0	97	key number 97	+\$0
51	key number 51	+\$0	98	key number 98	+\$0
52	key number 52	+\$0	99	key number 99	+\$0
53	key number 53	+\$0			
54	key number 54	+\$0			
55	key number 55	+\$0			
56	key number 56	+\$0			
57	key number 57	+\$0			
58	key number 58	+\$0			
59	key number 59	+\$0			
60	key number 60	+\$0			
61	key number 61	+\$0			
62	key number 62	+\$0			
63	key number 63	+\$0			
64	key number 64	+\$0			
65	key number 65	+\$0			
66	key number 66	+\$0			
67	key number 67	+\$0			
68	key number 68	+\$0			
69	key number 69	+\$0			
70	key number 70	+\$0			
71	key number 71	+\$0			
72	key number 72	+\$0			
73	key number 73	+\$0			
74	key number 74	+\$0			
75	key number 75	+\$0			

Drawer with Lockable Lid

CT503.
CT513.



Product Information

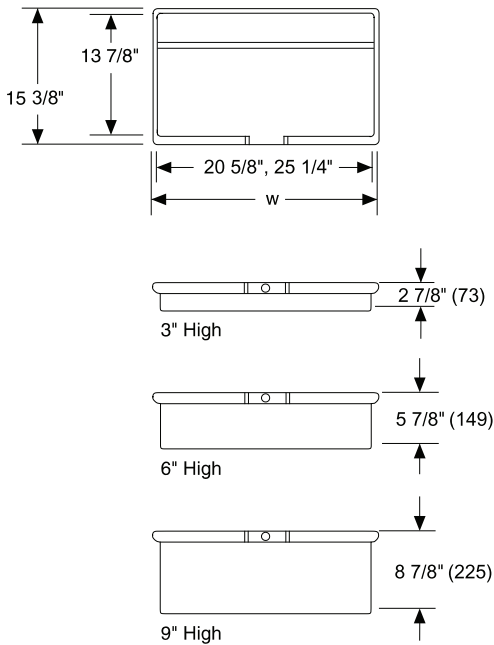
Description

This 15 1/4"-deep drawer fits into a single- or double-wide cart. It has a soft white, lockable lid that can open when the drawer is pulled out. The drawer has stops to prevent accidental removal and includes 1 label clip. The 3"-high drawer is 27/8" high and fills 1 cart slot; the 6"-high drawer is 57/8" high and fills 2 cart slots; the 9"-high drawer is 87/8" high and fills 3 cart slots.

Notes

To fully extend 3"- or 6"-high drawer in 36"- or 42"-high cart, order full-extension drawer slides (CT504.) separately.
For B-size drawer with lockable lid, order A-size subcontainer only. For C-size drawer with lockable lid, order A- or B-size subcontainers only.
For general information on locks, see Keyed-Alike Information in Appendices.

Dimensions



Specification Information

Step 1.

CT5

Step 2. Cart Interior Width

- 03.** 20" wide
- 13.** 24" wide

Step 3. Height

For 20" wide (03.)

- 03** 3" high
- 06** 6" high
- 09** 9" high

For 24" wide (13.)

- 06** 6" high

Step 4. Lid Lock

- L** keyed differently
- K** keyed alike

Prices for Steps 1-4.

	L	K
CT503. 03	\$173	173
06	\$181	181
09	\$199	199
CT513. 06	\$187	187

Step 5. Drawer Finish

1B	khaki	+\$0
2B	juniper	+\$0
3B	beachglass	+\$0
4B	plum	+\$0
5B	java	+\$0
5E	aquamarine	+\$0
6F	midnight	+\$0
DA	deep blue	+\$0
HF	inner tone light	+\$0
LT	light tone	+\$0
LU	soft white	+\$0
VR	vivid red	+\$0
WN	warm grey neutral	+\$0
YT	yellow	+\$0
ZP	terra cotta	+\$0

Drawer with Lockable Lid *continued*

Procedure/Supply Carts – Interior Components

Step 6. Lid Key Number
For keyed alike (K)

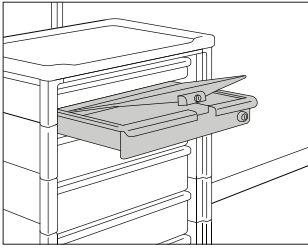
01	key number 01	+\$0	46	key number 46	+\$0
02	key number 02	+\$0	47	key number 47	+\$0
03	key number 03	+\$0	48	key number 48	+\$0
04	key number 04	+\$0	49	key number 49	+\$0
05	key number 05	+\$0	50	key number 50	+\$0
06	key number 06	+\$0	51	key number 51	+\$0
07	key number 07	+\$0	52	key number 52	+\$0
08	key number 08	+\$0	53	key number 53	+\$0
09	key number 09	+\$0	54	key number 54	+\$0
10	key number 10	+\$0	55	key number 55	+\$0
11	key number 11	+\$0	56	key number 56	+\$0
12	key number 12	+\$0	57	key number 57	+\$0
13	key number 13	+\$0	58	key number 58	+\$0
14	key number 14	+\$0	59	key number 59	+\$0
15	key number 15	+\$0	60	key number 60	+\$0
16	key number 16	+\$0	61	key number 61	+\$0
17	key number 17	+\$0	62	key number 62	+\$0
18	key number 18	+\$0	63	key number 63	+\$0
19	key number 19	+\$0	64	key number 64	+\$0
20	key number 20	+\$0	65	key number 65	+\$0
21	key number 21	+\$0	66	key number 66	+\$0
22	key number 22	+\$0	67	key number 67	+\$0
23	key number 23	+\$0	68	key number 68	+\$0
24	key number 24	+\$0	69	key number 69	+\$0
25	key number 25	+\$0	70	key number 70	+\$0
26	key number 26	+\$0	71	key number 71	+\$0
27	key number 27	+\$0	72	key number 72	+\$0
28	key number 28	+\$0	73	key number 73	+\$0
29	key number 29	+\$0	74	key number 74	+\$0
30	key number 30	+\$0	75	key number 75	+\$0
31	key number 31	+\$0	76	key number 76	+\$0
32	key number 32	+\$0	77	key number 77	+\$0
33	key number 33	+\$0	78	key number 78	+\$0
34	key number 34	+\$0	79	key number 79	+\$0
35	key number 35	+\$0	80	key number 80	+\$0
36	key number 36	+\$0	81	key number 81	+\$0
37	key number 37	+\$0	82	key number 82	+\$0
38	key number 38	+\$0	83	key number 83	+\$0
39	key number 39	+\$0	84	key number 84	+\$0
40	key number 40	+\$0	85	key number 85	+\$0
41	key number 41	+\$0	86	key number 86	+\$0
42	key number 42	+\$0	87	key number 87	+\$0
43	key number 43	+\$0	88	key number 88	+\$0
44	key number 44	+\$0	89	key number 89	+\$0
45	key number 45	+\$0	90	key number 90	+\$0
			91	key number 91	+\$0
			92	key number 92	+\$0

Drawer with Lockable Lid *continued*

93	key number 93	+\$0
94	key number 94	+\$0
95	key number 95	+\$0
96	key number 96	+\$0
97	key number 97	+\$0
98	key number 98	+\$0
99	key number 99	+\$0

Locked Drawer with Lockable Lid

CT505.
CT515.



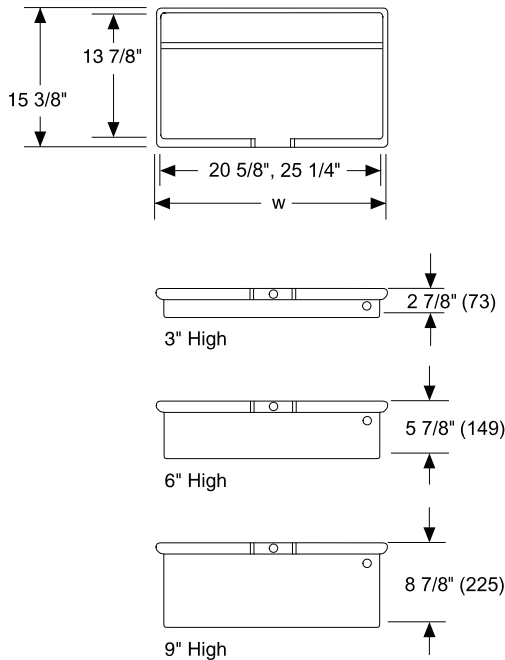
Procedure/Supply Carts — Interior Components

Product Information

Description
This drawer fits into a single- or double-wide cart and has stops to prevent accidental removal. It has a soft white, lockable lid that can open when the drawer is pulled out, and is available with a keyed lock or keyless lock. Includes 1 label clip.
The 3"-high drawer fills 1 set of cart slots; the 6"-high drawer fills 2 sets of cart slots; the 9"-high drawer fills 3 sets of cart slots.

Notes
Drawer with keyless lock option (P) cannot be used with lockbar installed on left side of cart.
Keyed lock is located on right side; keyless lock is located on left side.
For B-size drawer with lockable lid, order A-size subcontainer only. For C-size drawer with lockable lid, order A- or B-size subcontainers only.
For general information on locks, see Keyed-Alike Information in Appendices.

Dimensions



Specification Information

Step 1.
CT5

Step 2. Cart Interior Width
05. 20" wide
15. 24" wide

Step 3. Height
For 20" wide (05.)
03 3" high
06 6" high
09 9" high

For 24" wide (15.)
03 3" high
06 6" high

Step 4. Drawer/Lid Lock
L keyed differently
K keyed alike
P keyless lock

Prices for Steps 1-4.

	L	K	P
CT505. 03	\$223	223	453
06	\$236	236	466
09	\$255	255	485
CT515. 03	\$224	224	454
06	\$237	237	467

Locked Drawer with Lockable Lid

continued

Step 5. Drawer Finish					
1B	khaki	+\$0	29	key number 29	+\$0
2B	juniper	+\$0	30	key number 30	+\$0
3B	beachglass	+\$0	31	key number 31	+\$0
4B	plum	+\$0	32	key number 32	+\$0
5B	java	+\$0	33	key number 33	+\$0
5E	aquamarine	+\$0	34	key number 34	+\$0
6F	midnight	+\$0	35	key number 35	+\$0
DA	deep blue	+\$0	36	key number 36	+\$0
HF	inner tone light	+\$0	37	key number 37	+\$0
LT	light tone	+\$0	38	key number 38	+\$0
LU	soft white	+\$0	39	key number 39	+\$0
VR	vivid red	+\$0	40	key number 40	+\$0
WN	warm grey neutral	+\$0	41	key number 41	+\$0
YT	yellow	+\$0	42	key number 42	+\$0
ZP	terra cotta	+\$0	43	key number 43	+\$0
Step 6. Drawer Key Number			44	key number 44	+\$0
<i>For keyed alike (K)</i>			45	key number 45	+\$0
01	key number 01	+\$0	46	key number 46	+\$0
02	key number 02	+\$0	47	key number 47	+\$0
03	key number 03	+\$0	48	key number 48	+\$0
04	key number 04	+\$0	49	key number 49	+\$0
05	key number 05	+\$0	50	key number 50	+\$0
06	key number 06	+\$0	51	key number 51	+\$0
07	key number 07	+\$0	52	key number 52	+\$0
08	key number 08	+\$0	53	key number 53	+\$0
09	key number 09	+\$0	54	key number 54	+\$0
10	key number 10	+\$0	55	key number 55	+\$0
11	key number 11	+\$0	56	key number 56	+\$0
12	key number 12	+\$0	57	key number 57	+\$0
13	key number 13	+\$0	58	key number 58	+\$0
14	key number 14	+\$0	59	key number 59	+\$0
15	key number 15	+\$0	60	key number 60	+\$0
16	key number 16	+\$0	61	key number 61	+\$0
17	key number 17	+\$0	62	key number 62	+\$0
18	key number 18	+\$0	63	key number 63	+\$0
19	key number 19	+\$0	64	key number 64	+\$0
20	key number 20	+\$0	65	key number 65	+\$0
21	key number 21	+\$0	66	key number 66	+\$0
22	key number 22	+\$0	67	key number 67	+\$0
23	key number 23	+\$0	68	key number 68	+\$0
24	key number 24	+\$0	69	key number 69	+\$0
25	key number 25	+\$0	70	key number 70	+\$0
26	key number 26	+\$0	71	key number 71	+\$0
27	key number 27	+\$0	72	key number 72	+\$0
28	key number 28	+\$0	73	key number 73	+\$0
			74	key number 74	+\$0
			75	key number 75	+\$0

Locked Drawer with Lockable Lid

continued

Procedure/Supply Carts – Interior Components

76	key number 76	+\$0	21	key number 21	+\$0
77	key number 77	+\$0	22	key number 22	+\$0
78	key number 78	+\$0	23	key number 23	+\$0
79	key number 79	+\$0	24	key number 24	+\$0
80	key number 80	+\$0	25	key number 25	+\$0
81	key number 81	+\$0	26	key number 26	+\$0
82	key number 82	+\$0	27	key number 27	+\$0
83	key number 83	+\$0	28	key number 28	+\$0
84	key number 84	+\$0	29	key number 29	+\$0
85	key number 85	+\$0	30	key number 30	+\$0
86	key number 86	+\$0	31	key number 31	+\$0
87	key number 87	+\$0	32	key number 32	+\$0
88	key number 88	+\$0	33	key number 33	+\$0
89	key number 89	+\$0	34	key number 34	+\$0
90	key number 90	+\$0	35	key number 35	+\$0
91	key number 91	+\$0	36	key number 36	+\$0
92	key number 92	+\$0	37	key number 37	+\$0
93	key number 93	+\$0	38	key number 38	+\$0
94	key number 94	+\$0	39	key number 39	+\$0
95	key number 95	+\$0	40	key number 40	+\$0
96	key number 96	+\$0	41	key number 41	+\$0
97	key number 97	+\$0	42	key number 42	+\$0
98	key number 98	+\$0	43	key number 43	+\$0
99	key number 99	+\$0	44	key number 44	+\$0
			45	key number 45	+\$0
			46	key number 46	+\$0
			47	key number 47	+\$0
			48	key number 48	+\$0
			49	key number 49	+\$0
			50	key number 50	+\$0
			51	key number 51	+\$0
			52	key number 52	+\$0
			53	key number 53	+\$0
			54	key number 54	+\$0
			55	key number 55	+\$0
			56	key number 56	+\$0
			57	key number 57	+\$0
			58	key number 58	+\$0
			59	key number 59	+\$0
			60	key number 60	+\$0
			61	key number 61	+\$0
			62	key number 62	+\$0
			63	key number 63	+\$0
			64	key number 64	+\$0
			65	key number 65	+\$0
			66	key number 66	+\$0
			67	key number 67	+\$0

Step 7. Lid Key Number

For keyed alike (K) or keyless lock (P)

01	key number 01	+\$0	48	key number 48	+\$0
02	key number 02	+\$0	49	key number 49	+\$0
03	key number 03	+\$0	50	key number 50	+\$0
04	key number 04	+\$0	51	key number 51	+\$0
05	key number 05	+\$0	52	key number 52	+\$0
06	key number 06	+\$0	53	key number 53	+\$0
07	key number 07	+\$0	54	key number 54	+\$0
08	key number 08	+\$0	55	key number 55	+\$0
09	key number 09	+\$0	56	key number 56	+\$0
10	key number 10	+\$0	57	key number 57	+\$0
11	key number 11	+\$0	58	key number 58	+\$0
12	key number 12	+\$0	59	key number 59	+\$0
13	key number 13	+\$0	60	key number 60	+\$0
14	key number 14	+\$0	61	key number 61	+\$0
15	key number 15	+\$0	62	key number 62	+\$0
16	key number 16	+\$0	63	key number 63	+\$0
17	key number 17	+\$0	64	key number 64	+\$0
18	key number 18	+\$0	65	key number 65	+\$0
19	key number 19	+\$0	66	key number 66	+\$0
20	key number 20	+\$0	67	key number 67	+\$0

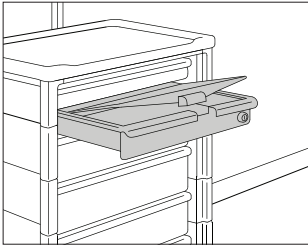
Locked Drawer with Lockable Lid

continued

68	key number 68	+\$0
69	key number 69	+\$0
70	key number 70	+\$0
71	key number 71	+\$0
72	key number 72	+\$0
73	key number 73	+\$0
74	key number 74	+\$0
75	key number 75	+\$0
76	key number 76	+\$0
77	key number 77	+\$0
78	key number 78	+\$0
79	key number 79	+\$0
80	key number 80	+\$0
81	key number 81	+\$0
82	key number 82	+\$0
83	key number 83	+\$0
84	key number 84	+\$0
85	key number 85	+\$0
86	key number 86	+\$0
87	key number 87	+\$0
88	key number 88	+\$0
89	key number 89	+\$0
90	key number 90	+\$0
91	key number 91	+\$0
92	key number 92	+\$0
93	key number 93	+\$0
94	key number 94	+\$0
95	key number 95	+\$0
96	key number 96	+\$0
97	key number 97	+\$0
98	key number 98	+\$0
99	key number 99	+\$0

Locked Drawer with Lid

CT502.
CT512.



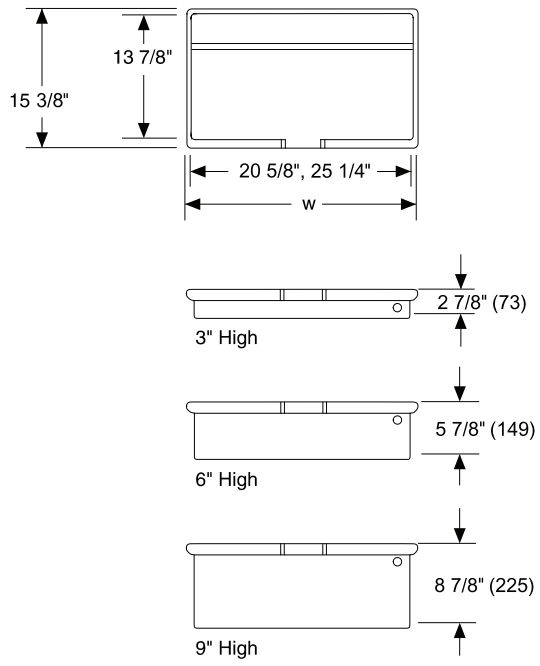
Procedure/Supply Carts – Interior Components

Product Information

Description
This drawer fits into a single- or double-wide cart and has stops to prevent accidental removal. It has a soft white lid that can open when the drawer is pulled out, and is available with a keyed lock or keyless lock. Includes 1 label clip.
The 3"-high drawer fills 1 set of cart slots; the 6"-high drawer fills 2 sets of cart slots; the 9"-high drawer fills 3 sets of cart slots.

Notes
Drawer with keyless lock option (P) cannot be used with lockbar installed on left side of cart.
Keyed lock is located on right side; keyless lock is located on left side.
For B-size drawer with lockable lid, order A-size subcontainer only. For C-size drawer with lockable lid, order A- or B-size subcontainers only.
For general information on locks, see Keyed-Alike Information in Appendices.

Dimensions



Specification Information

Step 1.
CT5

Step 2. Cart Interior Width
02. 20" wide
12. 24" wide

Step 3. Height
For 20" wide (02.)
03 3" high
06 6" high
09 9" high

For 24" wide (12.)
06 6" high

Step 4. Drawer Lock
L keyed differently
K keyed alike
P keyless lock

Prices for Steps 1-4.

	L	K	P
CT502. 03	\$174	174	403
06	\$187	187	417
09	\$205	205	467
CT512. 06	\$188	188	418

Step 5. Drawer Finish

1B	khaki	+\$0
2B	juniper	+\$0
3B	beachglass	+\$0
4B	plum	+\$0
5B	java	+\$0
5E	aquamarine	+\$0
6F	midnight	+\$0
DA	deep blue	+\$0
HF	inner tone light	+\$0
LT	light tone	+\$0
LU	soft white	+\$0
VR	vivid red	+\$0
WN	warm grey neutral	+\$0
YT	yellow	+\$0
ZP	terra cotta	+\$0

Locked Drawer with Lid *continued*

Step 6. Drawer Key Number

For keyed alike (K)

01	key number 01	+\$0	46	key number 46	+\$0
02	key number 02	+\$0	47	key number 47	+\$0
03	key number 03	+\$0	48	key number 48	+\$0
04	key number 04	+\$0	49	key number 49	+\$0
05	key number 05	+\$0	50	key number 50	+\$0
06	key number 06	+\$0	51	key number 51	+\$0
07	key number 07	+\$0	52	key number 52	+\$0
08	key number 08	+\$0	53	key number 53	+\$0
09	key number 09	+\$0	54	key number 54	+\$0
10	key number 10	+\$0	55	key number 55	+\$0
11	key number 11	+\$0	56	key number 56	+\$0
12	key number 12	+\$0	57	key number 57	+\$0
13	key number 13	+\$0	58	key number 58	+\$0
14	key number 14	+\$0	59	key number 59	+\$0
15	key number 15	+\$0	60	key number 60	+\$0
16	key number 16	+\$0	61	key number 61	+\$0
17	key number 17	+\$0	62	key number 62	+\$0
18	key number 18	+\$0	63	key number 63	+\$0
19	key number 19	+\$0	64	key number 64	+\$0
20	key number 20	+\$0	65	key number 65	+\$0
21	key number 21	+\$0	66	key number 66	+\$0
22	key number 22	+\$0	67	key number 67	+\$0
23	key number 23	+\$0	68	key number 68	+\$0
24	key number 24	+\$0	69	key number 69	+\$0
25	key number 25	+\$0	70	key number 70	+\$0
26	key number 26	+\$0	71	key number 71	+\$0
27	key number 27	+\$0	72	key number 72	+\$0
28	key number 28	+\$0	73	key number 73	+\$0
29	key number 29	+\$0	74	key number 74	+\$0
30	key number 30	+\$0	75	key number 75	+\$0
31	key number 31	+\$0	76	key number 76	+\$0
32	key number 32	+\$0	77	key number 77	+\$0
33	key number 33	+\$0	78	key number 78	+\$0
34	key number 34	+\$0	79	key number 79	+\$0
35	key number 35	+\$0	80	key number 80	+\$0
36	key number 36	+\$0	81	key number 81	+\$0
37	key number 37	+\$0	82	key number 82	+\$0
38	key number 38	+\$0	83	key number 83	+\$0
39	key number 39	+\$0	84	key number 84	+\$0
40	key number 40	+\$0	85	key number 85	+\$0
41	key number 41	+\$0	86	key number 86	+\$0
42	key number 42	+\$0	87	key number 87	+\$0
43	key number 43	+\$0	88	key number 88	+\$0
44	key number 44	+\$0	89	key number 89	+\$0
45	key number 45	+\$0	90	key number 90	+\$0
			91	key number 91	+\$0
			92	key number 92	+\$0

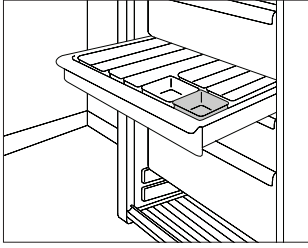
Locked Drawer with Lid *continued*

Procedure/Supply Carts – Interior Components

93	key number 93	+\$0
94	key number 94	+\$0
95	key number 95	+\$0
96	key number 96	+\$0
97	key number 97	+\$0
98	key number 98	+\$0
99	key number 99	+\$0

Subcontainer

C0231
C0232
C0233
C0234
C0235
C0236
C0238
C0240
C0369



Product Information

Description

This storage container fits into a drawer or onto a dispensing rail to organize and store small items. Package contains 12.

The A-size subcontainer is used with an A-size drawer (without lid) or A-size dispensing rail. It is $2\frac{3}{16}$ " high; depth and width dimensions are:

Type—Depth—Width

A-1— $4\frac{9}{16}$ "— $4\frac{9}{16}$ "

A-2— $9\frac{3}{16}$ "— $4\frac{9}{16}$ "

A-3— $13\frac{13}{16}$ "— $4\frac{9}{16}$ "

A-4— $18\frac{7}{16}$ "— $4\frac{9}{16}$ "

A-5— $9\frac{3}{16}$ "— $9\frac{3}{16}$ "

A-8— $13\frac{13}{16}$ "— $2\frac{1}{4}$ "

The B-size subcontainer is used with a B-size drawer (without lid), B-size dispensing rail, or C-size drawer. It is $5\frac{3}{16}$ " high; depth and width dimensions are:

Type—Depth—Width

B-1— $4\frac{9}{16}$ "— $4\frac{9}{16}$ "

B-3— $13\frac{13}{16}$ "— $4\frac{9}{16}$ "

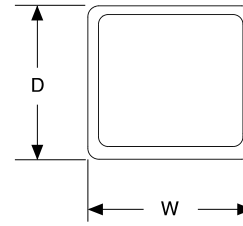
B-5— $9\frac{3}{16}$ "— $9\frac{3}{16}$ "

Notes

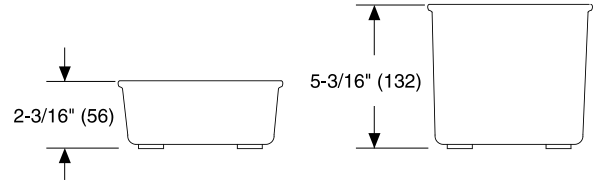
Order following products separately:

- Drawer (C0207, C0208, or C0209)
- Dispensing rail (C0365, C0366, C0367, or C0368)

Dimensions



TOP



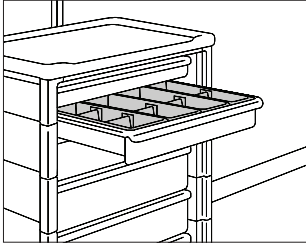
A-SIZE
FRONT

B-SIZE
FRONT

Specification Information		
Step 1.		
CO		
Step 2. Size		
231FF	a-1	
232FF	a-2	
233FF	a-3	
234FF	a-4	
235FF	a-5	
369FF	a-8	
236FF	b-1	
238FF	b-3	
240FF	b-5	
Prices for Steps 1-2.		
CO231FF		\$73
CO232FF		\$73
CO233FF		\$80
CO234FF		\$80
CO235FF		\$80
CO369FF		\$75
CO236FF		\$80
CO238FF		\$110
CO240FF		\$110
Step 3. Surface Finish		
LU	soft white	+\$0

3"-High Drawer Organizer Kit,
20"-Wide Cart Interior

CT580.
CT581.
CT582.
CT583.
CT584.
CT585.



Product Information

Description

This kit fits inside a 3"-high drawer and has 6 combinations of subcontainers and subcontainer dividers. Finish is soft white.

The A-size subcontainer is 2³/₁₆" high. Width and depth dimensions are:

Type—Width—Depth

A-1—4⁹/₁₆"—4⁹/₁₆"

A-2—4⁹/₁₆"—9³/₁₆"

A-3—4⁹/₁₆"—13¹³/₁₆"

A-4—4⁹/₁₆"—18⁷/₁₆"

A-5—9³/₁₆"—9³/₁₆"

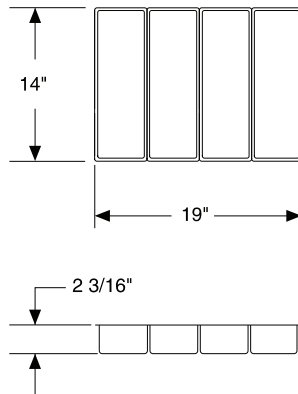
A-8—2¹/₄"—13¹³/₁₆"

Notes

Order 3"-high drawer (CT501.03) separately.

Full kit will interfere with drawer locking mechanism.

Dimensions



Specification Information

Step 1.

CT58

Step 2. Components

0.03 4 a-3 subcontainers, 6 a-3 dividers

1.03 1 a-3 subcontainer, 6 a-8 subcontainers, 2 a-3 dividers, 9 a-8 dividers

2.03 2 a-1 subcontainers, 2 a-2 subcontainers, 1 a-3 subcontainer, 2 a-8 subcontainers, 4 a-3 dividers, 3 a-8 dividers

3.03 3 a-3 subcontainers, 2 a-8 subcontainers, 4 a-3 dividers, 3 a-8 dividers

4.03 4 a-2 subcontainers, 1 a-4 subcontainer, 10 a-3 dividers

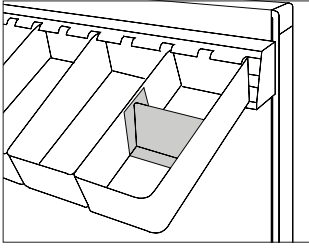
5.03 2 a-1 subcontainers, 2 a-3 subcontainers, 1 a-5 subcontainer, 4 a-3 dividers

Prices for Steps 1-2.

CT580.03	\$36
CT581.03	\$38
CT582.03	\$38
CT583.03	\$36
CT584.03	\$36
CT585.03	\$36

Subcontainer Divider

C0378
C0379
C0380



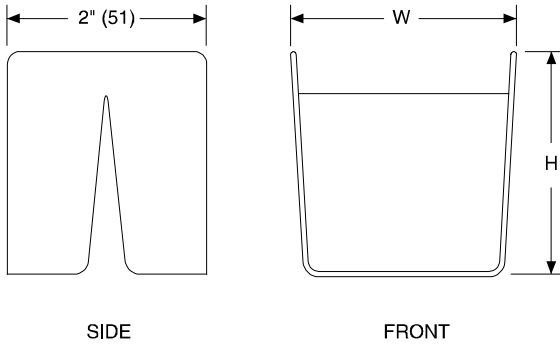
Procedure/Supply Carts – Interior Components

Product Information

Description
This divider fits into subcontainers to separate and organize stored items. A divider can be adjusted by sliding it to the desired position. The divider is not available for A-5 and B-5 subcontainers. Package contains 12.

The divider for an A-8 subcontainer is 1⁵/₈" high and 2¹/₈" wide; the divider for an A-1, A-2, A-3, or A-4 subcontainer is 1⁵/₈" high and 4¹/₄" wide; and the divider for a B-1 or B-3 subcontainer is 4" high and 4¹/₄" wide.

Dimensions



Specification Information

Step 1.

C03

Step 2. Usage

78FF for a-8 subcontainer

79FF for a-1, a-2, a-3, or a-4 subcontainers

80FF for b-1 or b-3 subcontainers

Prices for Steps 1-2.

C0378FF \$68

C0379FF \$68

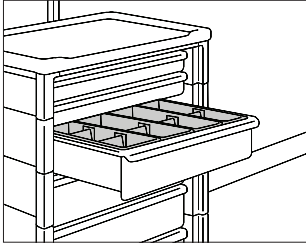
C0380FF \$70

Step 3. Surface Finish

LU soft white +\$0

6"-High Drawer Organizer Kit,
20"-Wide Cart Interior

CT575.
CT576.



Product Information

Description

This kit fits inside a 6"- or 9"-high drawer and has 2 combinations of subcontainers and subcontainer dividers. Finish is soft white.

The B-size subcontainer is 5³/₁₆" high. Width and depth dimensions are:

Type—Width—Depth

B-1—4⁹/₁₆"—4⁹/₁₆"

B-3—4⁹/₁₆"—13¹³/₁₆"

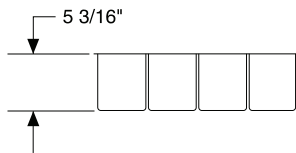
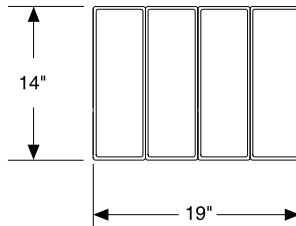
B-5—9³/₁₆"—9³/₁₆"

Notes

Order 6"- or 9"-high drawer (CT501.06 or CT501.09) separately.

Full kit will interfere with drawer locking mechanism.

Dimensions



Specification Information

Step 1.

CT57

Step 2. Components

5.06 4 b-3 subcontainers, 4 b-3 dividers

6.06 2 b-1 subcontainers, 2 b-3 subcontainers, 1 b-5 subcontainer, 2 b-3 dividers

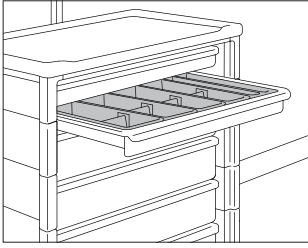
Prices for Steps 1-2.

CT575.06 \$45

CT576.06 \$45

3"-High Drawer Organizer Kit, 24"-Wide Cart Interior

CT560.
CT561.
CT562.
CT563.
CT564.



Product Information

Description

This kit fits inside a 3"-high drawer and has 5 combinations of subcontainers and subcontainer dividers. Finish is soft white.

The A-size subcontainer is $2\frac{3}{16}$ " high. Width and depth dimensions are:

Type—Width—Depth

A-1— $4\frac{9}{16}$ "— $4\frac{9}{16}$ "

A-2— $4\frac{9}{16}$ "— $9\frac{3}{16}$ "

A-3— $4\frac{9}{16}$ "— $13\frac{13}{16}$ "

A-4— $4\frac{9}{16}$ "— $18\frac{7}{16}$ "

A-5— $9\frac{3}{16}$ "— $9\frac{3}{16}$ "

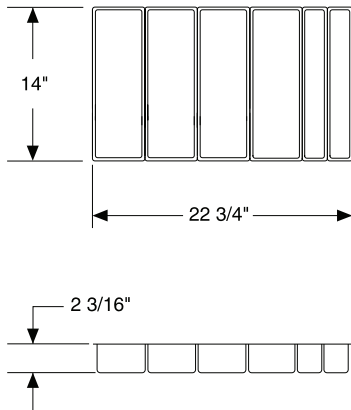
A-8— $2\frac{1}{4}$ "— $13\frac{13}{16}$ "

Notes

Order 3"-high drawer (CT511.03) separately.

Full kit will interfere with drawer locking mechanism.

Dimensions



Specification Information

Step 1.

CT56

Step 2. Components

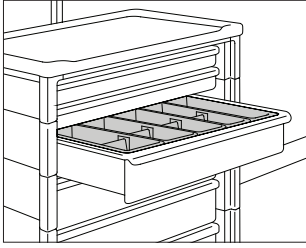
- 0.03** 4 a-3 subcontainers, 2 a-8 subcontainers, 6 a-3 dividers, 3 a-8 dividers
- 1.03** 2 a-1 subcontainers, 2 a-2 subcontainers, 1 a-3 subcontainer, 4 a-8 subcontainers, 4 a-3 dividers, 6 a-8 dividers
- 2.03** 4 a-2 subcontainers, 1 a-4 subcontainer, 2 a-8 subcontainers, 6 a-3 dividers, 3 a-8 dividers
- 3.03** 2 a-2 subcontainers, 1 a-3 subcontainer, 1 a-4 subcontainer, 1 a-5 subcontainer, 6 a-3 dividers
- 4.03** 1 a-3 subcontainer, 8 a-8 subcontainers, 2 a-3 dividers, 14 a-8 dividers

Prices for Steps 1-2.

CT560.03	\$40
CT561.03	\$49
CT562.03	\$40
CT563.03	\$37
CT564.03	\$53

6"-High Drawer Organizer Kit,
24"-Wide Cart Interior

CT570.
CT571.



Product Information

Description

This kit fits inside a 6"-high drawer and has 2 combinations of subcontainers and subcontainer dividers. Finish is soft white.

The B-size subcontainer is 5³/₁₆" high. Width and depth dimensions are:

Type—Width—Depth

B-1—4⁹/₁₆"—4⁹/₁₆"

B-3—4⁹/₁₆"—13¹³/₁₆"

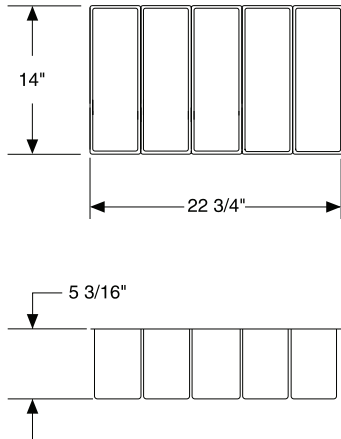
B-5—9³/₁₆"—9³/₁₆"

Notes

Order 6"-high drawer (CT511.06) separately.

Full kit will interfere with drawer locking mechanism.

Dimensions



Specification Information

Step 1.

CT57

Step 2. Components

0.06 5 b-3 subcontainers, 4 b-3 dividers

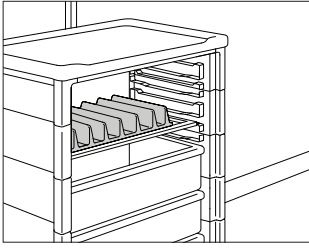
1.06 2 b-1 subcontainers, 3 b-3 subcontainers, 1 b-5 subcontainer, 3 b-3 dividers

Prices for Steps 1-2.

CT570.06	\$52
CT571.06	\$52

Drawer/Shelf Divider

CT550.



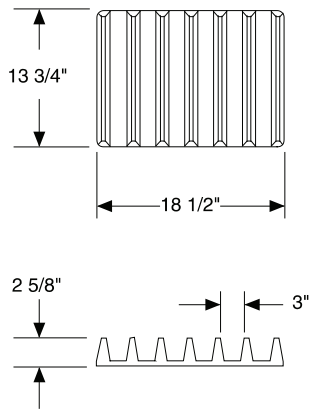
Procedure/Supply Carts – Interior Components

Product Information

Description
This divider fits inside a drawer or on a solid, single-wide shelf. It organizes IV bags, tape rolls, and other small items. Finish is soft white.

Notes
Order drawer (CT501.) or solid, single-wide shelf (CT523.) separately.

Dimensions

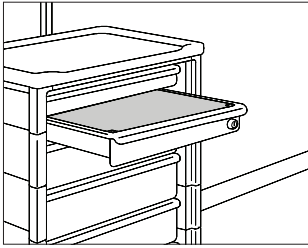


Specification Information

Step 1.
CT550.03 \$26

Clear Lid

CT508.



Product Information

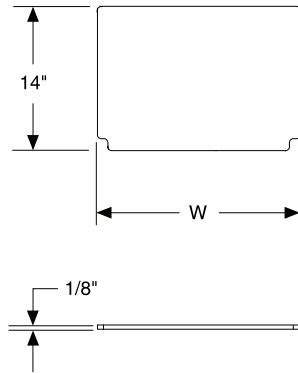
Description

This clear lid fits on a 20"- or 24"-wide drawer and provides top closure.

Notes

Order drawer (CT501. or CT511.) separately.

Dimensions



Specification Information

Step 1.

CT508.

Step 2. Width

20 20" wide

24 24" wide

Prices for Steps 1-2.

CT508. 20

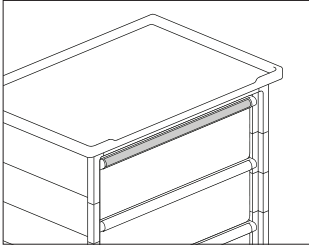
\$74

24

\$78

Drawer Color Strips

CT990.



Product Information

Description

These colored plastic strips can be inserted into drawer label holders or adhere directly to drawer handles to provide color-coded identification. Package of 8 includes 1 of each of the following colors: red, pink, green, orange, yellow, blue, purple, and white.

Specification Information

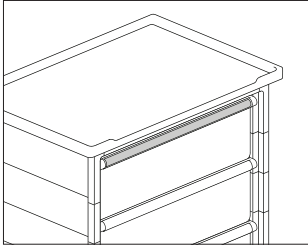
Step 1.

CT990.L8

\$95

Drawer Color Strips

CT991.



Product Information

Description

These colored plastic strips can be inserted into drawer label holders or adhere directly to drawer handles to provide color-coded identification. Package contains 8 labels of the specified color.

Specification Information

Step 1.

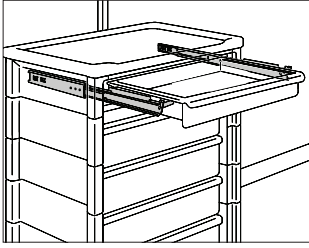
CT991. A \$95

Step 2. Label Color

RED	red <input type="checkbox"/> A	+\$0
PNK	pink <input type="checkbox"/> A	+\$0
GRN	green <input type="checkbox"/> A	+\$0
ORN	orange <input type="checkbox"/> A	+\$0
YLW	yellow <input type="checkbox"/> A	+\$0
BLU	blue <input type="checkbox"/> A	+\$0
PRP	purple <input type="checkbox"/> A	+\$0
WHT	white <input type="checkbox"/> A	+\$0

Procedure/Supply Carts — Interior Components

Full-Extension Drawer Slides, CT504.
Single-Wide Cart



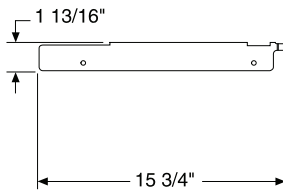
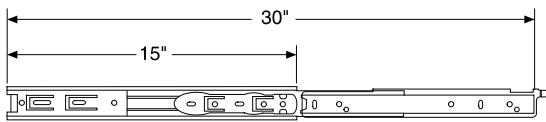
Procedure/Supply Carts – Interior Components

Product Information

Description

These slides are factory installed in the drawer slots of a 36"- or 42"-high, single-wide cart. They hold non-locking drawers or drawers with lockable lids. The slides extend 15" for easy access to contents. They cannot be field installed.

Dimensions



Specification Information

Step 1.

CT504.

Step 2. Slot Location

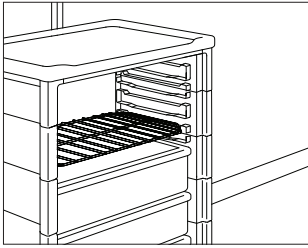
- 01 top slot
- 02 2nd slot from top
- 03 3rd slot from top
- 04 4th slot from top
- 05 5th slot from top
- 06 6th slot from top
- 07 7th slot from top
- 08 8th slot from top
- 09 9th slot from top, 42"-high cart only
- 10 10th slot from top, 42"-high cart only

Prices for Steps 1-2.

CT504. 01	\$77
02	\$77
03	\$77
04	\$77
05	\$77
06	\$77
07	\$77
08	\$77
09	\$77
10	\$77

Wire Shelf

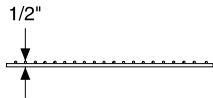
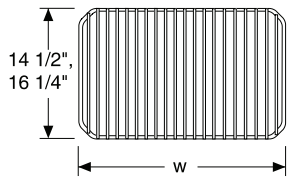
CT521.
CT522.
CT525.
CT526.



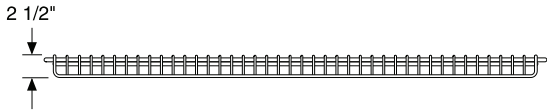
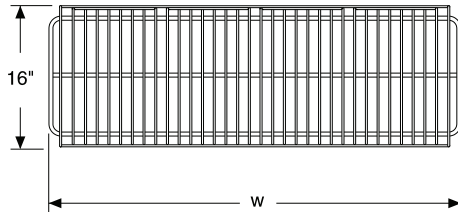
Product Information

Description
This powder-coated wire shelf fills 1 slot of a single- or double-wide cart. Finish is soft white.

Dimensions



Single-Wide Cart



Double-Wide Cart

Specification Information

Step 1.

CT52

Step 2. Cart Interior Width/Application

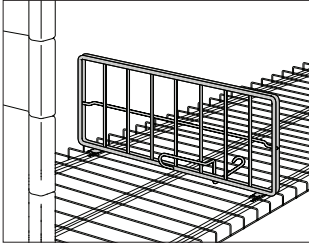
- 2. 20"-wide, single-wide cart
- 1. 24"-wide, single-wide cart
- 6. 20"-wide, double-wide cart
- 5. 24"-wide, double-wide cart

Prices for Steps 1-2.

CT522.	\$69
CT521.	\$70
CT526.	\$96
CT525.	\$116

Wire Shelf Divider

CT527.



Product Information

Description

This 7"-high, 15"-deep divider attaches to a double-wide wire shelf. Finish is soft white. Package contains 3.

Notes

Order double-wide wire shelf (CT525. or CT526.) separately.

Dimensions

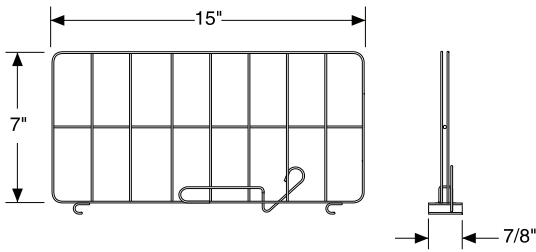
Specification Information

Step 1.

CT527.

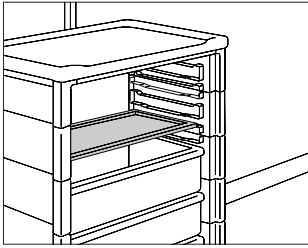
\$203

Procedure/Supply Carts — Interior Components



Solid Shelf

CT523.

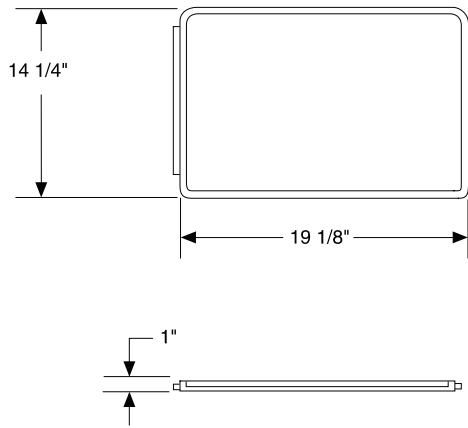


Product Information

Description

This thermoplastic shelf fills 1 slot of a single-wide cart with an interior width of 20"-wide. Finish is soft white.

Dimensions



Specification Information

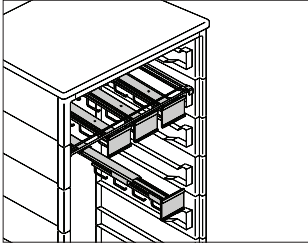
Step 1.

CT523.

\$56

Pullout Catheter Rack

CT738.



Procedure/Supply Carts — Interior Components

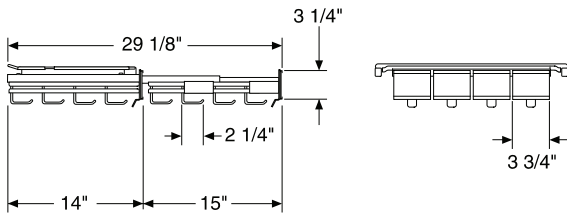
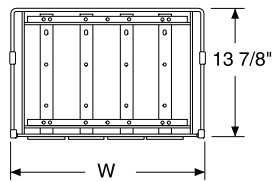
Product Information

Description

This rack fits into the slots of a single-wide, 72"-high cart or double-wide cart with full spine to organize catheters. Each pullout slide has 4 prongs, 4 side label clips, and 1 front label holder. Each prong holds up to 10 catheters. Finish is soft white.

The rack is 20" or 24" wide. The 20"-wide rack has 4 independent slides; the 24"-wide rack has 5 independent slides.

Dimensions



Specification Information

Step 1.

CT738.

Step 2. Cart Interior Width

2004 20" wide

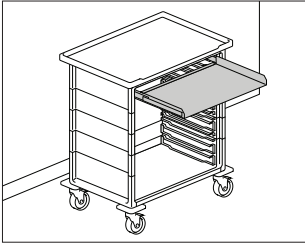
2405 24" wide

Prices for Steps 1-2.

CT738. 2004	\$435
2405	\$507

Keyboard Shelf

CT801.



Product Information

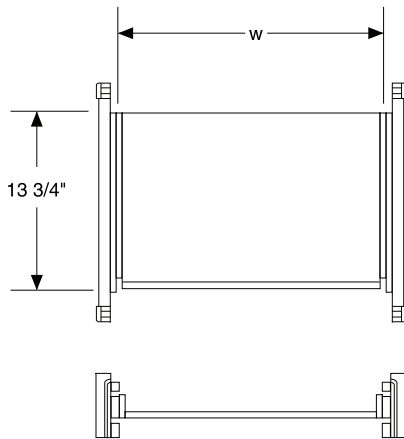
Description

This keyboard shelf attaches to a single-wide cart. It has full-extension drawer slides and holds up to 25 pounds. Finish is black.

Notes

Keyboard shelf cannot be field installed.

Dimensions



Specification Information

Step 1.

CT801.

Step 2. Width

20 20" wide

24 24" wide

Prices for Steps 1-2.

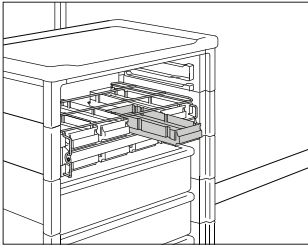
CT801. 20	\$157
24	\$157

Step 3. Surface Finish

BU black umber	+\$0
-----------------------	------

Cassette Bin

CT548.



Procedure/Supply Carts – Interior Components

Product Information

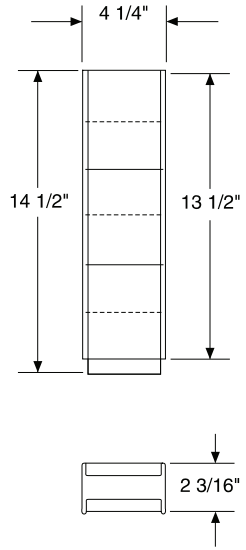
Description

This bin fits inside an 8- or 10-bin cassette. Package contains 10 bins, 20 dividers, and 10 label clips. Finish is soft white.

Notes

Order 8-bin (CT542.08) or 10-bin (CT543.10) cassette separately.

Dimensions



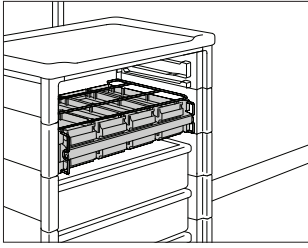
Specification Information

Step 1.

CT548. \$91

Cassette

CT542.
CT543.



Product Information

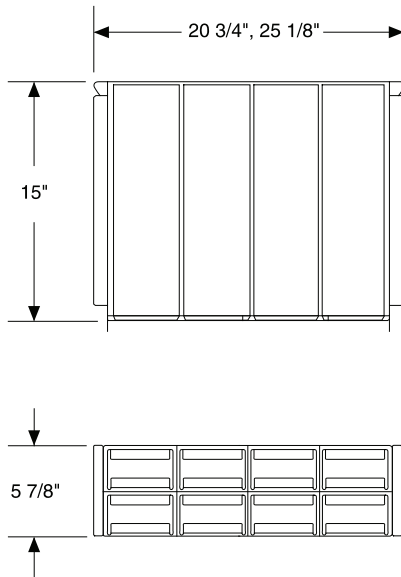
Description

This cassette fills 2 slots of a single-wide cart or double-wide cart with a spine. It has a cassette shell and 8 or 10 patient bins with dividers and label clips. The cassette does not include a cover. Finish is soft white.

Notes

Order additional or replacement cassette bins (CT548.) separately.
Order optional cassette cover (CT542.C or CT543.C) separately.

Dimensions



Specification Information

Step 1.

CT54

Step 2. Cart Application

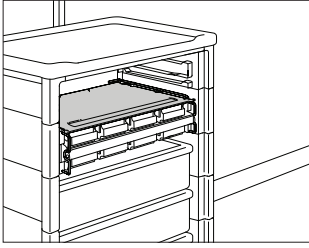
2.08 20"-wide cart interior
3.10 24"-wide cart interior

Prices for Steps 1-2.

CT542.08	\$253
CT543.10	\$287

Cassette Cover

CT542.
CT543.



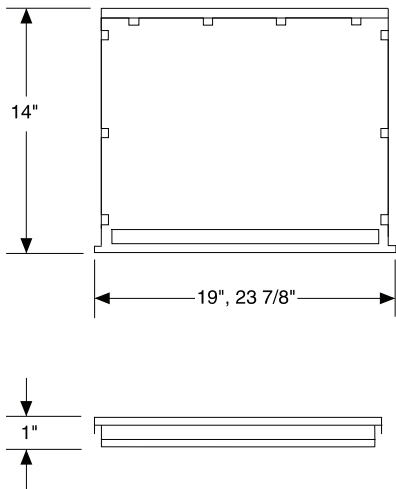
Procedure/Supply Carts — Interior Components

Product Information

Description
This cover fits on an 8- or 10-bin cassette and provides top closure.
Finish is soft white.

Notes
Order 8-bin cassette (CT542.08) or 10-bin cassette (CT543.10) separately.

Dimensions



Specification Information

Step 1.

CT54

Step 2. Cart Application

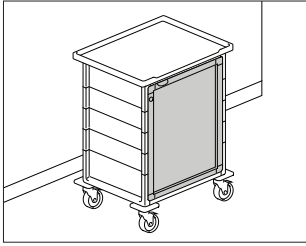
- 2.C 20"-wide cart interior
- 3.C 24"-wide cart interior

Prices for Steps 1-2.

CT542.C	\$58
CT543.C	\$59

Door

CT707.
CT717.



Product Information

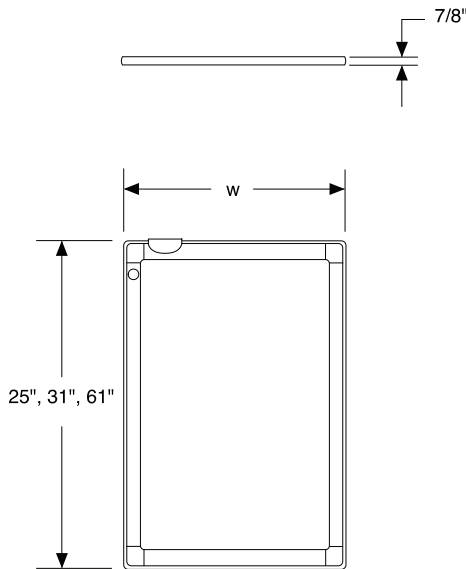
Description

This door attaches to a single- or double-wide cart to conceal contents. The single-wide cart has 1 door; the double-wide cart has 2. The doors are available with or without locks. The clear door insert is clear plastic.

Notes

For general information on locks, see Keyed-Alike Information in Appendices.

Dimensions



Specification Information

Step 1.

CT7

Step 2. Cart Interior Width

- 07.** 20" wide
- 17.** 24" wide

Step 3. Cart Application

- 1** single-wide cart
- 2** double-wide cart

Step 4. Cart Height

- 36** 36"-high cart
- 42** 42"-high cart
- 72** 72"-high cart

Step 5. Lock

- N** no lock
- L** keyed differently
- K** keyed alike
- P** keyless lock

Prices for Steps 1-5.

				N	L	K	P
CT707.	1	36		\$231	287	287	461
		42		\$246	303	303	477
		72		\$382	437	437	611
2	36		\$422	516	516	651	
	42		\$533	628	628	763	
	72		\$699	794	794	928	
CT717.	1	36		\$246	303	303	477
		42		\$262	318	318	492
		72		\$413	458	458	643
2	36		\$447	543	543	677	
	42		\$570	666	666	801	
	72		\$823	918	918	1053	

Step 6. Door Frame Finish

- HF** inner tone light +\$0
- LT** light tone +\$0
- LU** soft white +\$0
- WN** warm grey neutral +\$0

Door *continued*

Step 7. Door Insert Finish		
HF	inner tone light	+\$0
LT	light tone	+\$0
LU	soft white	+\$0
TR	clear	+\$0
WN	warm grey neutral	+\$0

Step 8. Key Number		
<i>For keyed alike (K)</i>		
01	key number 01	+\$0
02	key number 02	+\$0
03	key number 03	+\$0
04	key number 04	+\$0
05	key number 05	+\$0
06	key number 06	+\$0
07	key number 07	+\$0
08	key number 08	+\$0
09	key number 09	+\$0
10	key number 10	+\$0
11	key number 11	+\$0
12	key number 12	+\$0
13	key number 13	+\$0
14	key number 14	+\$0
15	key number 15	+\$0
16	key number 16	+\$0
17	key number 17	+\$0
18	key number 18	+\$0
19	key number 19	+\$0
20	key number 20	+\$0
21	key number 21	+\$0
22	key number 22	+\$0
23	key number 23	+\$0
24	key number 24	+\$0
25	key number 25	+\$0
26	key number 26	+\$0
27	key number 27	+\$0
28	key number 28	+\$0
29	key number 29	+\$0
30	key number 30	+\$0
31	key number 31	+\$0
32	key number 32	+\$0
33	key number 33	+\$0
34	key number 34	+\$0
35	key number 35	+\$0
36	key number 36	+\$0
37	key number 37	+\$0
38	key number 38	+\$0

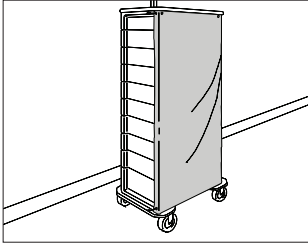
39	key number 39	+\$0
40	key number 40	+\$0
41	key number 41	+\$0
42	key number 42	+\$0
43	key number 43	+\$0
44	key number 44	+\$0
45	key number 45	+\$0
46	key number 46	+\$0
47	key number 47	+\$0
48	key number 48	+\$0
49	key number 49	+\$0
50	key number 50	+\$0
51	key number 51	+\$0
52	key number 52	+\$0
53	key number 53	+\$0
54	key number 54	+\$0
55	key number 55	+\$0
56	key number 56	+\$0
57	key number 57	+\$0
58	key number 58	+\$0
59	key number 59	+\$0
60	key number 60	+\$0
61	key number 61	+\$0
62	key number 62	+\$0
63	key number 63	+\$0
64	key number 64	+\$0
65	key number 65	+\$0
66	key number 66	+\$0
67	key number 67	+\$0
68	key number 68	+\$0
69	key number 69	+\$0
70	key number 70	+\$0
71	key number 71	+\$0
72	key number 72	+\$0
73	key number 73	+\$0
74	key number 74	+\$0
75	key number 75	+\$0
76	key number 76	+\$0
77	key number 77	+\$0
78	key number 78	+\$0
79	key number 79	+\$0
80	key number 80	+\$0
81	key number 81	+\$0
82	key number 82	+\$0
83	key number 83	+\$0
84	key number 84	+\$0
85	key number 85	+\$0

Door *continued*

86	key number 86	+\$0
87	key number 87	+\$0
88	key number 88	+\$0
89	key number 89	+\$0
90	key number 90	+\$0
91	key number 91	+\$0
92	key number 92	+\$0
93	key number 93	+\$0
94	key number 94	+\$0
95	key number 95	+\$0
96	key number 96	+\$0
97	key number 97	+\$0
98	key number 98	+\$0
99	key number 99	+\$0

Curtain

CT703.
CT705.
CT713.
CT715.



Product Information

Description

This removable nylon curtain hangs from the top of a 72"-high, single- or double-wide cart to conceal contents. Curtain color is charcoal.

Specification Information

Step 1.

CT7

Step 2. Cart Interior Width

- 1** 20" wide
- 0** 24" wide

Step 3. Cart Application

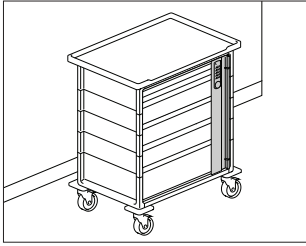
- 3.72** single-wide cart
- 5.72** double-wide cart

Prices for Steps 1-3.

CT713.72	\$79
CT715.72	\$102
CT703.72	\$85
CT705.72	\$105

Lock Bar

CT621.
CT710.



Product Information

Description

This bar prevents unauthorized access to drawers or cassette bins within a 36"- or 42"-high cart. It offers multiple security and access options and re-locks automatically when closed. The basic keyless entry option allows access using a single programmable code that can be changed by a supervisor. Uses 2 AAA batteries (included).

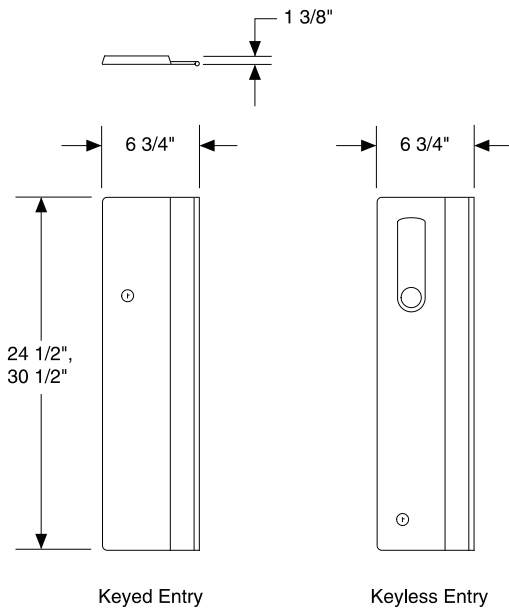
Notes

Keyless entry options have a sleep mode to provide tamper protection when several incorrect codes are entered.

Keyless entry options have a 9-volt battery "jump" capability and a keyed back-up.

For general information on locks, see Keyed-Alike Information in Appendices.

Dimensions



Specification Information

Step 1.

CT

Step 2. Type

- 710.** keyed entry
- 621.** basic keyless entry™

Step 3. Cart Height

- 36** 36"-high cart
- 42** 42"-high cart

Step 4. Lock Position

- L** left side lock
- R** right side lock

Step 5. Lock

For keyed differently (*), skip this step.

- K** keyed alike

Prices for Steps 1-5.

	*	K
CT710. 36 L	\$190	190
R	\$190	190
42 L	\$199	199
R	\$199	199
CT621. 36 L	\$354	354
R	\$354	354
42 L	\$391	391
R	\$391	391

Step 6. Surface Finish

HF	inner tone light	+\$0
LT	light tone	+\$0
LU	soft white	+\$0
WN	warm grey neutral	+\$0

Step 7. Key Number

For keyed alike (K)

01	key number 01	+\$0
02	key number 02	+\$0
03	key number 03	+\$0
04	key number 04	+\$0
05	key number 05	+\$0
06	key number 06	+\$0
07	key number 07	+\$0

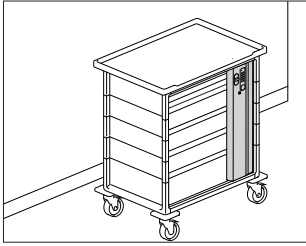
Lock Bar *continued*

Procedure/Supply Carts – Exterior Accessories

08	key number 08	+\$0	55	key number 55	+\$0
09	key number 09	+\$0	56	key number 56	+\$0
10	key number 10	+\$0	57	key number 57	+\$0
11	key number 11	+\$0	58	key number 58	+\$0
12	key number 12	+\$0	59	key number 59	+\$0
13	key number 13	+\$0	60	key number 60	+\$0
14	key number 14	+\$0	61	key number 61	+\$0
15	key number 15	+\$0	62	key number 62	+\$0
16	key number 16	+\$0	63	key number 63	+\$0
17	key number 17	+\$0	64	key number 64	+\$0
18	key number 18	+\$0	65	key number 65	+\$0
19	key number 19	+\$0	66	key number 66	+\$0
20	key number 20	+\$0	67	key number 67	+\$0
21	key number 21	+\$0	68	key number 68	+\$0
22	key number 22	+\$0	69	key number 69	+\$0
23	key number 23	+\$0	70	key number 70	+\$0
24	key number 24	+\$0	71	key number 71	+\$0
25	key number 25	+\$0	72	key number 72	+\$0
26	key number 26	+\$0	73	key number 73	+\$0
27	key number 27	+\$0	74	key number 74	+\$0
28	key number 28	+\$0	75	key number 75	+\$0
29	key number 29	+\$0	76	key number 76	+\$0
30	key number 30	+\$0	77	key number 77	+\$0
31	key number 31	+\$0	78	key number 78	+\$0
32	key number 32	+\$0	79	key number 79	+\$0
33	key number 33	+\$0	80	key number 80	+\$0
34	key number 34	+\$0	81	key number 81	+\$0
35	key number 35	+\$0	82	key number 82	+\$0
36	key number 36	+\$0	83	key number 83	+\$0
37	key number 37	+\$0	84	key number 84	+\$0
38	key number 38	+\$0	85	key number 85	+\$0
39	key number 39	+\$0	86	key number 86	+\$0
40	key number 40	+\$0	87	key number 87	+\$0
41	key number 41	+\$0	88	key number 88	+\$0
42	key number 42	+\$0	89	key number 89	+\$0
43	key number 43	+\$0	90	key number 90	+\$0
44	key number 44	+\$0	91	key number 91	+\$0
45	key number 45	+\$0	92	key number 92	+\$0
46	key number 46	+\$0	93	key number 93	+\$0
47	key number 47	+\$0	94	key number 94	+\$0
48	key number 48	+\$0	95	key number 95	+\$0
49	key number 49	+\$0	96	key number 96	+\$0
50	key number 50	+\$0	97	key number 97	+\$0
51	key number 51	+\$0	98	key number 98	+\$0
52	key number 52	+\$0	99	key number 99	+\$0
53	key number 53	+\$0			
54	key number 54	+\$0			

Lock Bar

CT630.



Product Information

Description

This bar prevents unauthorized access to drawers or cassette bins within a 36"- or 42"-high cart. It offers multiple security and access options and re-locks automatically when closed. It includes an alarm that is supervisor programmable and signifies when the cart is not secure. A sleep mode provides tamper protection when several incorrect codes are entered. Features to overcome low power include a 9-volt battery "jump" capability and a keyed back-up. Uses 6 "C" batteries (included), and has a low battery alert. The proximity version allows up to 250 codes in any combination of "user" and "supervisor." The deluxe version allows up to 89 "user" codes and 11 "supervisor" codes. The proximity version allows access by placing proximity access component near keypad.

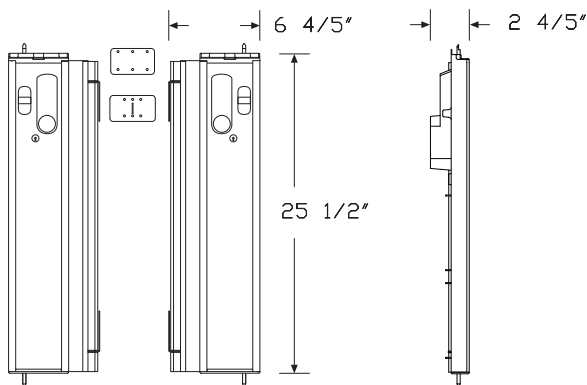
Notes

A wide range of capabilities can be utilized with the proximity version when used with the proximity lock bar software kit (CT631), sold separately.

Proximity reader will read most low frequency HID Prox Cards (125 kHz). The use of a card other than Herman Miller's should be verified. For proximity reader, specify proximity access (CT623, or CT624.), sold separately.

For general information on locks, see Keyed-Alike Information in Appendices.

Dimensions



Specification Information

Step 1.

CT630.

Step 2. Type

- D** deluxe keyless entry™
- P** deluxe with proximity reader

Step 3. Cart Height

- 36** 36"-high cart
- 42** 42"-high cart

Step 4. Lock Position

- L** left side lock
- R** right side lock

Step 5. Lock

- K** keyed alike
- L** keyed differently

Prices for Steps 1-5.

	LK	LL	RK	RL
CT630. D 36	\$522	522	522	522
42	\$554	554	554	554
P 36	\$1240	1240	1240	1240
42	\$1293	1293	1293	1293

Step 6. Surface Finish

- HF** inner tone light +\$0
- LT** light tone +\$0
- LU** soft white +\$0
- WN** warm grey neutral +\$0

Step 7. Key Number

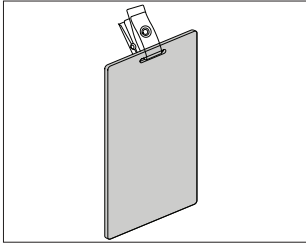
For keyed alike (K)

- 01** key number 01 +\$0
- 02** key number 02 +\$0
- 03** key number 03 +\$0
- 04** key number 04 +\$0
- 05** key number 05 +\$0
- 06** key number 06 +\$0
- 07** key number 07 +\$0
- 08** key number 08 +\$0
- 09** key number 09 +\$0
- 10** key number 10 +\$0
- 11** key number 11 +\$0
- 12** key number 12 +\$0

Lock Bar *continued*

Procedure/Supply Carts – Exterior Accessories

13	key number 13	+\$0	60	key number 60	+\$0
14	key number 14	+\$0	61	key number 61	+\$0
15	key number 15	+\$0	62	key number 62	+\$0
16	key number 16	+\$0	63	key number 63	+\$0
17	key number 17	+\$0	64	key number 64	+\$0
18	key number 18	+\$0	65	key number 65	+\$0
19	key number 19	+\$0	66	key number 66	+\$0
20	key number 20	+\$0	67	key number 67	+\$0
21	key number 21	+\$0	68	key number 68	+\$0
22	key number 22	+\$0	69	key number 69	+\$0
23	key number 23	+\$0	70	key number 70	+\$0
24	key number 24	+\$0	71	key number 71	+\$0
25	key number 25	+\$0	72	key number 72	+\$0
26	key number 26	+\$0	73	key number 73	+\$0
27	key number 27	+\$0	74	key number 74	+\$0
28	key number 28	+\$0	75	key number 75	+\$0
29	key number 29	+\$0	76	key number 76	+\$0
30	key number 30	+\$0	77	key number 77	+\$0
31	key number 31	+\$0	78	key number 78	+\$0
32	key number 32	+\$0	79	key number 79	+\$0
33	key number 33	+\$0	80	key number 80	+\$0
34	key number 34	+\$0	81	key number 81	+\$0
35	key number 35	+\$0	82	key number 82	+\$0
36	key number 36	+\$0	83	key number 83	+\$0
37	key number 37	+\$0	84	key number 84	+\$0
38	key number 38	+\$0	85	key number 85	+\$0
39	key number 39	+\$0	86	key number 86	+\$0
40	key number 40	+\$0	87	key number 87	+\$0
41	key number 41	+\$0	88	key number 88	+\$0
42	key number 42	+\$0	89	key number 89	+\$0
43	key number 43	+\$0	90	key number 90	+\$0
44	key number 44	+\$0	91	key number 91	+\$0
45	key number 45	+\$0	92	key number 92	+\$0
46	key number 46	+\$0	93	key number 93	+\$0
47	key number 47	+\$0	94	key number 94	+\$0
48	key number 48	+\$0	95	key number 95	+\$0
49	key number 49	+\$0	96	key number 96	+\$0
50	key number 50	+\$0	97	key number 97	+\$0
51	key number 51	+\$0	98	key number 98	+\$0
52	key number 52	+\$0	99	key number 99	+\$0
53	key number 53	+\$0			
54	key number 54	+\$0			
55	key number 55	+\$0			
56	key number 56	+\$0			
57	key number 57	+\$0			
58	key number 58	+\$0			
59	key number 59	+\$0			



Product Information

Description

This proximity access provides access to a cart lockbar with proximity reader lock (CT630.P). It is available as a card, or as a sticker that can be attached to an I.D. badge. Package of 10.

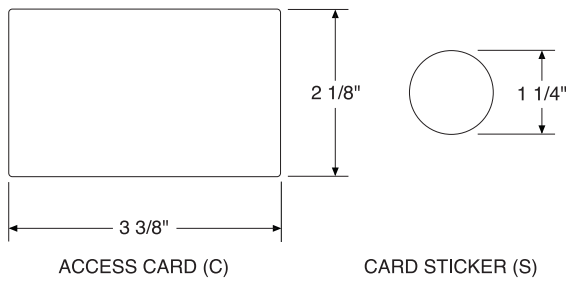
Notes

Proximity access card has a slot for attaching a lanyard, clip, or other carrying device.

Proximity access sticker cannot be attached to a proximity I.D. badge with the same frequency (125 kHz).

Cards (or stickers) have identical codes. For individual codes, contact Options.

Dimensions



Specification Information

Step 1.

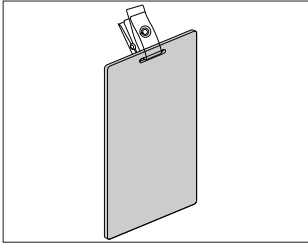
CT623.

Step 2. Type

- C** access card
- S** card sticker

Prices for Steps 1-2.

CT623. C	\$141
S	\$197



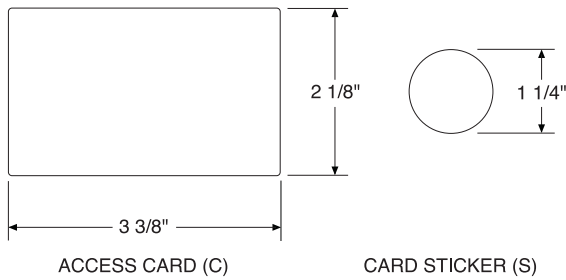
Product Information

Description
 This proximity access provides access to a cart lockbar with proximity reader lock (CT630.P). It is available as a card, or as a sticker that can be attached to an I.D. badge. Package of 10.

Notes

Proximity access card has a slot for attaching a lanyard, clip, or other carrying device.
 Proximity access sticker cannot be attached to a proximity I.D. badge with the same frequency (125 kHz).
 Cards (or stickers) have individual codes.

Dimensions



Specification Information

Step 1.

CT624.

Step 2. Type

- C** access card
- S** card sticker

Prices for Steps 1-2.

CT624. C	\$141
S	\$197

Step 3. Serial Number Set

A	Serial Numbers 1-10	+\$0
B	Serial Numbers 11-20	+\$0
C	Serial Numbers 21-30	+\$0
D	Serial Numbers 31-40	+\$0
E	Serial Numbers 41-50	+\$0
F	Serial Numbers 51-60	+\$0
G	Serial Numbers 61-70	+\$0
H	Serial Numbers 71-80	+\$0
I	Serial Numbers 81-90	+\$0
J	Serial Numbers 91-100	+\$0
K	Serial Numbers 101-110	+\$0
L	Serial Numbers 111-120	+\$0
M	Serial Numbers 121-130	+\$0
N	Serial Numbers 131-140	+\$0
O	Serial Numbers 141-150	+\$0
P	Serial Numbers 151-160	+\$0
Q	Serial Numbers 161-170	+\$0
R	Serial Numbers 171-180	+\$0
S	Serial Numbers 181-190	+\$0
T	Serial Numbers 191-200	+\$0
U	Serial Numbers 201-210	+\$0
V	Serial Numbers 211-220	+\$0
W	Serial Numbers 221-230	+\$0
X	Serial Numbers 231-240	+\$0
Y	Serial Numbers 241-250	+\$0

Product Information

Description

This software kit is used with the lock bar, proximity reader (CT630.P). The software is used to create and manage a database and establish settings which are downloaded into the individual lock bars. Kit includes the Windows based software on a CD and a USB cable to connect a computer to the keypad of the lock bar.

Software allows administrators to add or delete PIN codes, name individual carts and set up unique settings for each one. An audit report can be printed that indicates which user attempted entry and the date and time of attempt. Administrators can set up users for access based on times or days.

Instructions for use and interfacing with the lock bars are included in a PDF file within the software.

Specification Information

Step 1.

CT631.

Step 2. Type

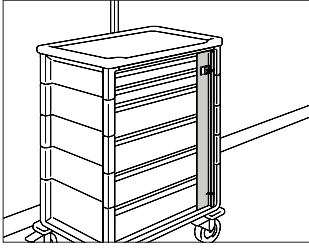
P for proximity lock bar

Prices for Steps 1-2.

CT631. P \$1091

Breakaway Bar

CT701.

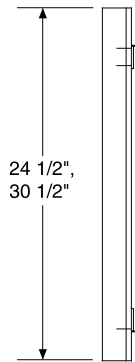


Product Information

Description
 This bar is used with a breakaway tab. It indicates that the drawer or cassette contents of a 36"- or 42"-high cart are unaltered.

Notes
 Order breakaway tab (CT709.) separately.

Dimensions



Procedure/Supply Carts — Exterior Accessories

Specification Information

Step 1.
CT701.

Step 2. Cart Height

36	36"-high cart
42	42"-high cart

Prices for Steps 1-2.

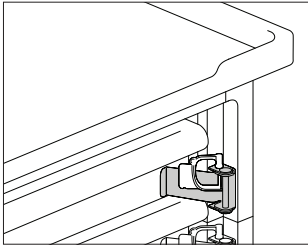
CT701. 36	\$96
42	\$102

Step 3. Surface Finish

HF	inner tone light	+\$0
LT	light tone	+\$0
LU	soft white	+\$0
WN	warm grey neutral	+\$0

Breakaway Tab Holder

CT699.



Product Information

Description

This holder attaches to the front of any slot location on a 36"- or 42"-high cart. It holds a breakaway tab, indicating that the contents of an individual drawer are unaltered. Finish is red.

Notes

Specify breakaway tabs (CT709.) separately.

When specified with cart, breakaway tab holder is factory installed at the front of the cart on the right side.

Breakaway tab holder can be field installed with included hardware.

Drilling of cart body is required.

Specification Information

Step 1.

CT699.

Step 2. Slot Location

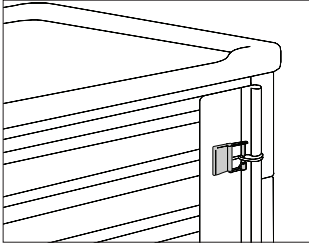
- 01** top slot
- 02** 2nd slot from top
- 03** 3rd slot from top
- 04** 4th slot from top
- 05** 5th slot from top
- 06** 6th slot from top
- 07** 7th slot from top
- 08** 8th slot from top
- 09** 9th slot from top, 42"-high cart only
- 10** 10th slot from top, 42"-high cart only

Prices for Steps 1-2.

CT699. 01	\$45
02	\$45
03	\$45
04	\$45
05	\$45
06	\$45
07	\$45
08	\$45
09	\$45
10	\$45

Breakaway Tab

CT709.



Product Information

Description
This tab indicates that a cart's drawer or cassette contents are unaltered. Package contains 100.

Notes
Order breakaway bar (CT701.) or breakaway tab holder (CT699.) separately.

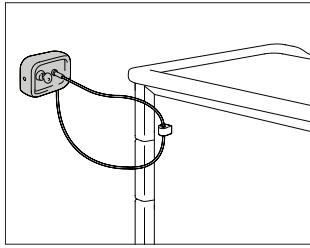
Specification Information

Step 1.
CT709. \$55

Procedure/Supply Carts – Exterior Accessories

Wall Lock

CT708.

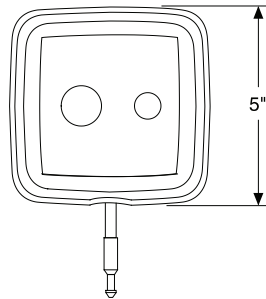
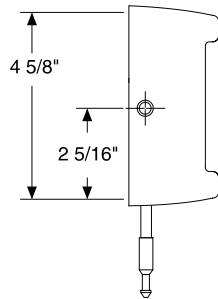



Product Information

Description

This wall-mounted lock has a steel cable that loops through a cart-mounted ring to prevent cart removal. Package includes a 20"-long steel cable, lock box, and ring. Finish is soft white.

Dimensions



Specification Information

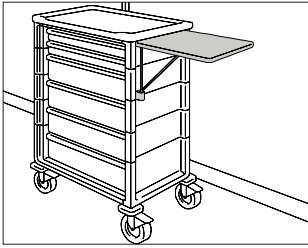
Step 1.

CT708.

\$243

Flip-Up Shelf

CT750.



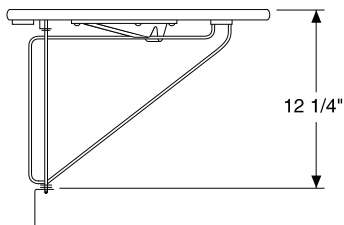
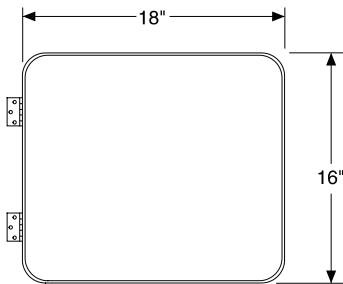
Procedure/Supply Carts — Exterior Accessories

Product Information

Description
 This hinged shelf is factory installed on the top segment of a 36" or 42"-high cart. It is supported by a pivoting arm. The shelf provides a flat writing or utility surface; when lowered, the shelf is flush with the cart side. Accessories cannot attach to the cart segment where the shelf is installed or to the 2 segments below it. The shelf cannot be field installed.

For a single-wide cart, the shelf is installed on the left or right side. For a double-wide cart, the shelf is installed on the right side.

Dimensions



Specification Information

Step 1.
CT750.

Step 2. Shelf Position

- L** left-single wide only
- R** right

Prices for Steps 1-2.

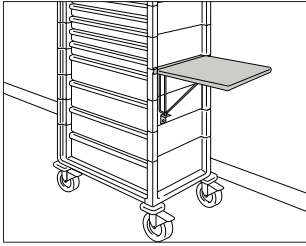
CT750. L	\$177
R	\$177

Step 3. Surface Finish

HF	inner tone light	+\$0
LT	light tone	+\$0
LU	soft white	+\$0
WN	warm grey neutral	+\$0

Beltline Flip-Up Shelf

CT751.



Product Information

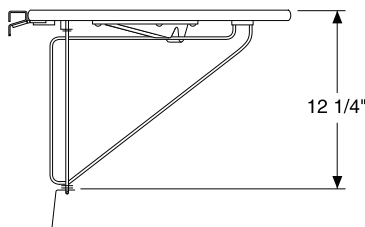
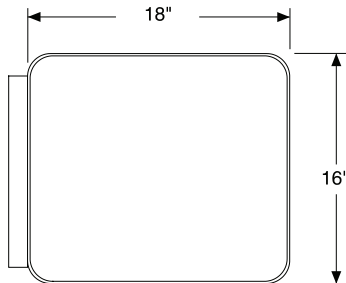
Description

This hinged shelf is factory installed on a cart and is supported by a pivoting arm. It provides a flat writing or utility surface; when lowered, the shelf is flush with the cart side. Accessories cannot attach to the cart segment where the shelf is installed or to the 2 segments below it. For a single-wide cart the shelf is installed on the left or right side. For a double-wide cart the shelf is installed on the right side.

Notes

Cart segments are numbered from the bottom up starting at 1. Cart segment 4 is available on the 42"- and 72"-high carts. Cart segment 5 is only available on the 72"-high cart.

Dimensions



Specification Information

Step 1.

CT751.

Step 2. Shelf Position

L left-single wide only
R right

Step 3. Cart Segment

3 cart segment 3
4 cart segment 4
5 cart segment 5

Prices for Steps 1-3.

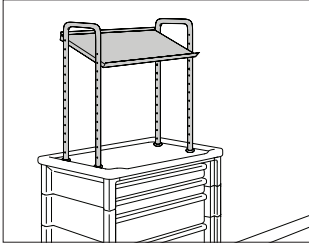
	3	4	5
CT751. L	\$185	185	185
R	\$185	185	185

Step 4. Surface Finish

HF inner tone light +\$0
LT light tone +\$0
LU soft white +\$0
WN warm grey neutral +\$0

Above-Cart Shelf, Single-Wide
Cart

CT788.
CT794.



Procedure/Supply Carts – Exterior Accessories

Product Information

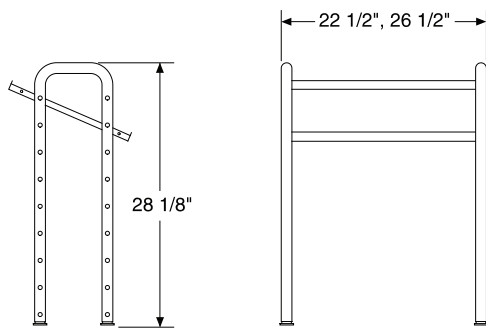
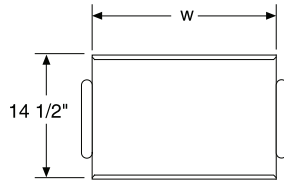
Description

This shelf and post assembly attaches to the top rear of a single-wide cart. It has a 20¹/₄"- or 24³/₄"-wide shelf to support equipment above the cart. The shelf is height adjustable in 3" intervals and mounts horizontally or inclines at a 22° angle. It includes a 1¹/₂"-high lip on the front and back edge.

Notes

Shelf cannot be field installed on a cart with slide-out shelf.

Dimensions



Specification Information

Step 1.

CT7

Step 2. Cart Interior Width

88. 20" wide

94. 24" wide

Prices for Steps 1-2.

CT788. \$235

CT794. \$240

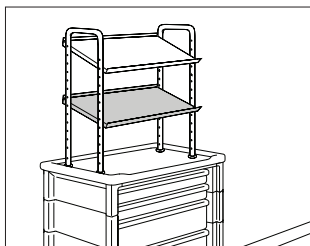
Step 3. Surface Finish

LU soft white +\$0

WN warm grey neutral +\$0

Above-Cart Add-On Shelf, Single-Wide Cart

CT789.
CT795.



Product Information

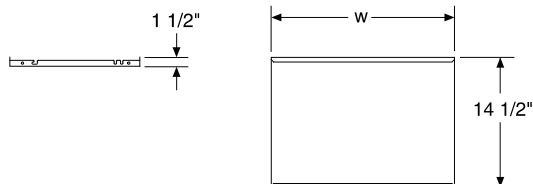
Description

This shelf attaches to the threaded inserts on the posts of a 20"- or 24"-wide above-cart shelf to provide an additional shelf. It is height adjustable in 3" intervals and mounts horizontally or inclines at a 22° angle. It includes a 1½"-high lip on the front and back edge.

Notes

Order above-cart shelf (CT788. or CT794.) separately.

Dimensions



Specification Information

Step 1.

CT7

Step 2. Cart Interior Width

89. 20" wide

95. 24" wide

Prices for Steps 1-2.

CT789. \$87

CT795. \$91

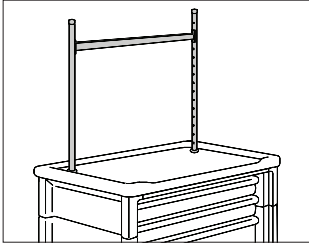
Step 3. Surface Finish

LU soft white +\$0

WN warm grey neutral +\$0

Above-Cart Rail, Single-Wide Cart

CT790.
CT796.



Procedure/Supply Carts – Exterior Accessories

Product Information

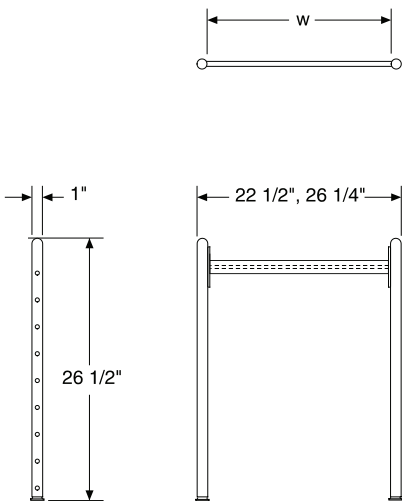
Description

This rail and post assembly attaches to the top rear of a single-wide cart. It has a 20"- or 24"-wide rail to hold rail-mounted components above the cart. The rail is height adjustable in 3" intervals.

Notes

Rail cannot be field installed on a cart with slide-out shelf.
Order rail-mounted components separately.

Dimensions



Specification Information

Step 1.

CT79

Step 2. Cart Interior Width

- 0. 20" wide
- 6. 24" wide

Prices for Steps 1-2.


CT790.	\$170
CT796.	\$180

Step 3. Surface Finish

LU	soft white	+ \$0
WN	warm grey neutral	+ \$0

Above-Cart Add-On Rail, Single-Wide Cart

CT791.
CT797.



Product Information

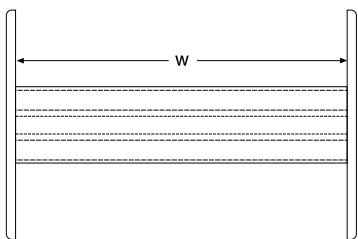

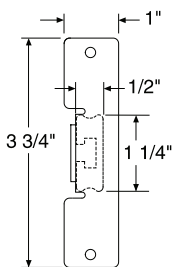
Description

This rail attaches to the threaded inserts on the posts of an above-cart shelf or above-cart rail. The mounting position of the rail is height adjustable in 3" intervals. It has a 20"- or 24"-wide rail to hold rail-mounted components above the cart.

Notes

Order above-cart rail (CT790. or CT796.) separately.
Order rail-mounted components separately.

Dimensions



Specification Information

Step 1.

CT79

Step 2. Cart Interior Width

- 1. 20" wide
- 7. 24" wide

Prices for Steps 1-2.

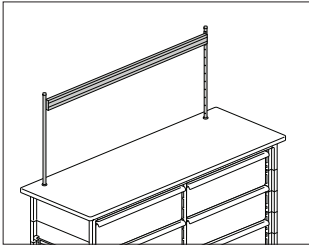
CT791.	\$74
CT797.	\$87

Step 3. Surface Finish

LU	soft white	+\$0
WN	warm grey neutral	+\$0

Above-Cart Equipment Rail, Double-Wide Cart

CT792.



Product Information

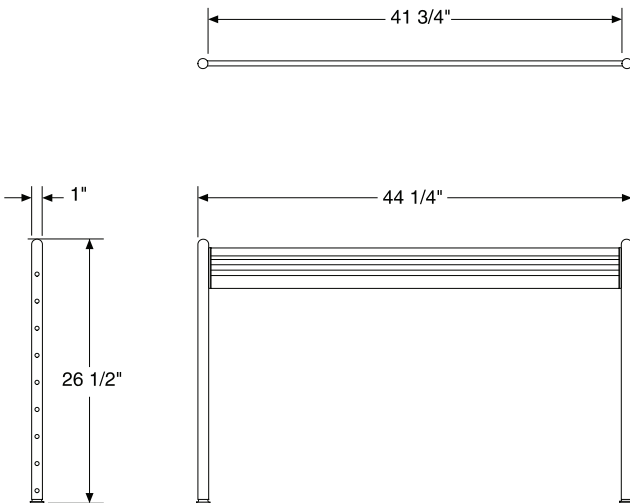
Description

This rail attaches to the top rear of a double-wide cart. It holds rail-mounted components and paper management tools. The rail includes two 26½"-high posts and a 41¾"-wide rail that adjusts in 3" increments.

Notes

Order rail-mounted and paper management tools separately.

Dimensions



Specification Information

Step 1.

CT792. \$216

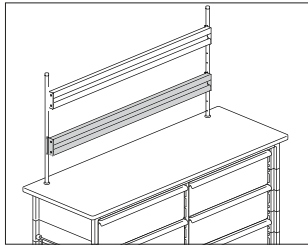
Step 2. Surface Finish

LU soft white +\$0
WN warm grey neutral +\$0

Procedure/Supply Carts — Exterior Accessories

Above-Cart Add-On Equipment Rail, Double-Wide Cart

CT787.



Product Information

Description

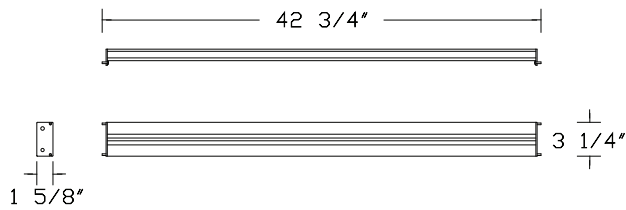
This rail attaches to the threaded inserts on the posts of an above-cart equipment rail. The mounting position is height adjustable in 3" increments. It holds rail-mounted components and paper management tools.

Notes

Order rail-mounted and paper management tools separately.

Order above-cart equipment rail (CT792.) separately.

Dimensions



Specification Information

Step 1.

CT787. A \$98

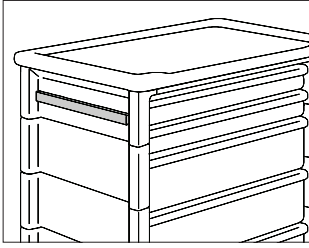
Step 2. Surface Finish

LU soft white A +\$0

WN warm grey neutral +\$0

Accessory Rail, Side

CT782.



Procedure/Supply Carts – Exterior Accessories

Product Information

Description
 This aluminum rail is permanently installed on the side of a cart or locker. It has a 15 3/4"-wide track to hold rail-mounted components; the track allows positive placement, lateral movement, and quick removal of components.

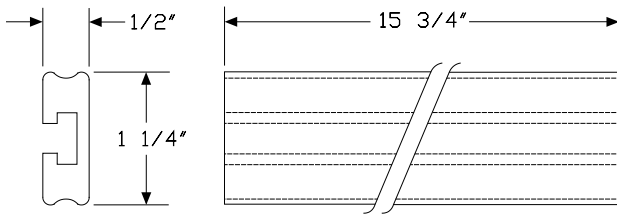
For a single-wide cart, the rail is pre-installed on the left or right side.
 For a double-wide cart, the rail is pre-installed in any segment on the right side or in segment 5, 6, or 7 on the left side.

For lockers, the rail can be field installed and includes mounting hardware. Specify any combination of rail position and cart segment when ordering rail for a locker.

Notes

Cart segments are numbered from the bottom up starting at 1.
 Order rail-mounted components separately.

Dimensions



Specification Information

Step 1.

CT782.15

Step 2. Rail Position

- L left
- R right

Step 3. Cart Segment

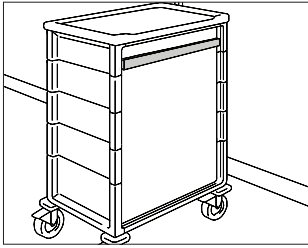
- 1 cart segment 1
- 2 cart segment 2
- 3 cart segment 3
- 4 cart segment 4
- 5 cart segment 5
- 6 cart segment 6
- 7 cart segment 7

Prices for Steps 1-3.

		1	2	3	4	5	6	7
CT782.15	L	\$40	40	40	40	40	40	40
	R	\$40	40	40	40	40	40	40
								7
CT782.15	L							\$40
	R							\$40

Accessory Rail, Back

CT782.



Product Information

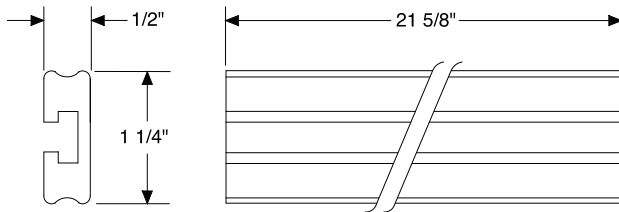
Description

This aluminum rail is permanently installed on the back of a single-wide cart. It has a $21\frac{5}{8}$ "-wide track to hold rail-mounted components; the track allows positive placement, lateral movement, and quick removal of components.

Notes

Order rail-mounted components separately.

Dimensions



Specification Information

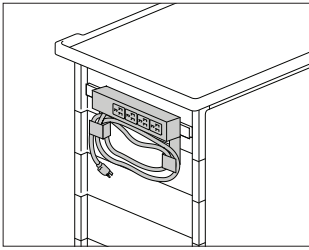
Step 1.

CT782.20

\$66

Electrical Strip, 4 Outlet

CT778.



Product Information

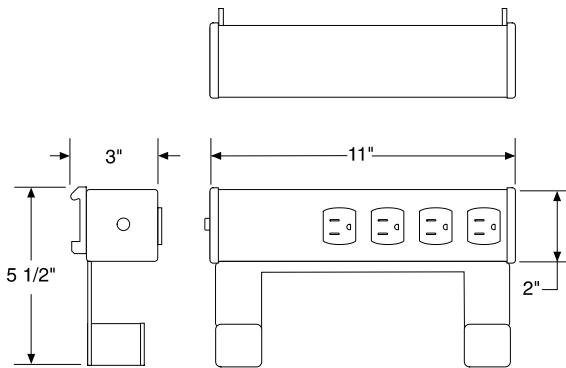
Description

This box hangs from an accessory rail. It has 4 hospital-grade 110-volt receptacles, a circuit breaker, and a 6' cord with cord wrap. Electrical strip finish is white; cord wrap finish is soft white.

Notes

Order accessory rail (CT782.15 or CT782.20) separately.

Dimensions



Specification Information

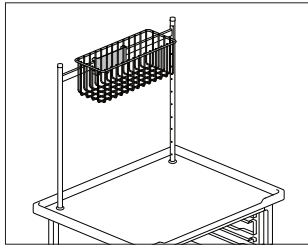
Step 1.

CT778.01

\$220

Supply Basket

CT720.
CT722.



Product Information

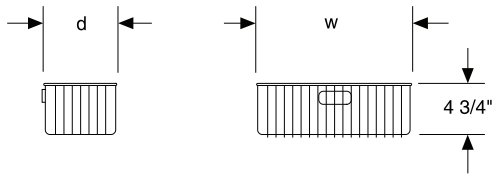

Description

This powder-coated wire basket is available in 2 sizes: the 11³/₄"-wide basket hangs from an accessory rail or above-cart rail; the 18¹/₄"-wide basket mounts on an above-cart rail only and includes 2 adjustable dividers. Finish is soft white.

Notes

Order accessory rail (CT782.) or above-cart rail (CT790. or CT796.) separately.

Dimensions



Specification Information

Step 1.

CT72

Step 2. Size

0.01 4³/₄" high x 4³/₄" deep x 11³/₄" wide

2.01 4³/₄" high x 9¹/₂" deep x 18¹/₄" wide

Prices for Steps 1-2.

CT720.01

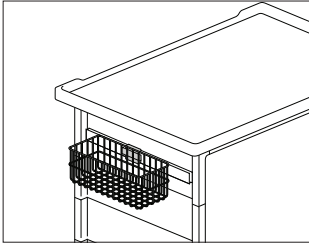
\$79

CT722.01

\$168

Suture Basket

CT723.



Product Information

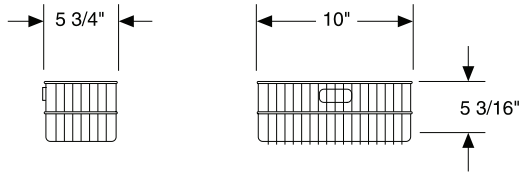

Description

This powder-coated basket attaches to an accessory rail. It holds 8 1-dozen count boxes or 4 3-dozen count boxes of sutures. Sutures can be accessed without removing the box from the basket. Finish is soft white.

Notes

Order accessory rail (CT782.15) or above-cart rail (CT790. or CT796.) separately.

Dimensions



Specification Information

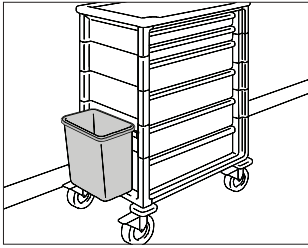
Step 1.

CT723.

\$100

Wastebasket and Holder

CT728.



Product Information

Description

This container hangs from an accessory rail. Finish is white.

Notes

Order accessory rail (CT782.) separately.

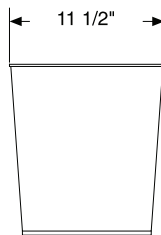
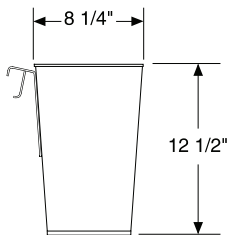
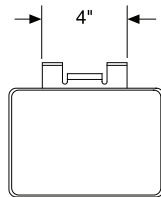
Dimensions

Specification Information

Step 1.

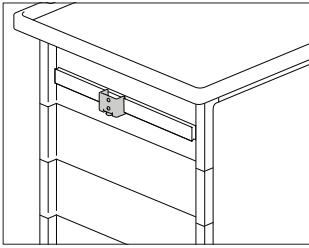
CT728.

\$61



Rail Clamp

CT729.



Product Information

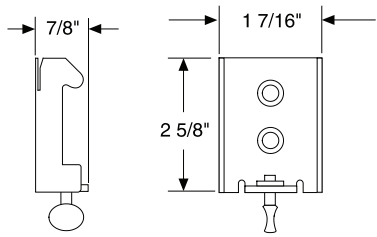
Description

This powder-coated clamp attaches to an equipment rail or cart-mounted accessory rail to hold customer-supplied accessories.

Notes

- Order rail separately:
- Above-cart equipment rail (CT792.)
 - Above-cart rail, single-wide cart (CT790. or CT796.)
 - Accessory rail, back (CT782.20)
 - Accessory rail, side (CT782.15)
 - Equipment rail, systems mounted (C1172.)
 - Equipment rail, wall mounted (C1170.)

Dimensions



Specification Information

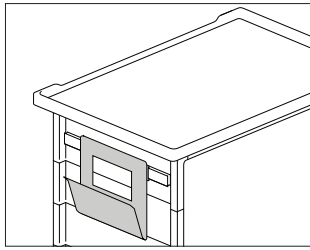
Step 1.

CT729.01 \$27

Procedure/Supply Carts – Exterior Accessories

Chart Holder

CT730.



Product Information

Description

This metal holder hangs from an accessory rail and organizes clipboards and charts. Finish is soft white.

Notes

Order accessory rail (CT782.) separately.

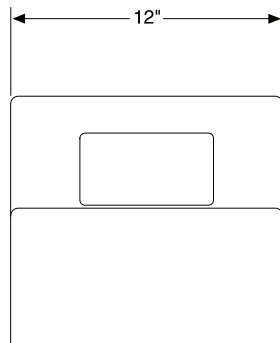
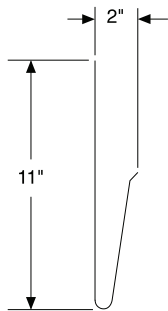
Dimensions

Specification Information

Step 1.

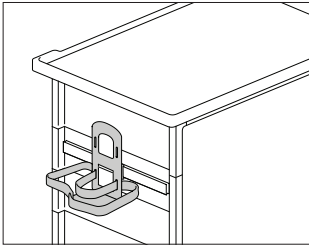
CT730.01

\$79



Sharps Container Holder

CT734.



Product Information

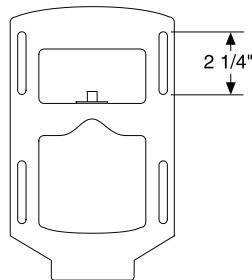
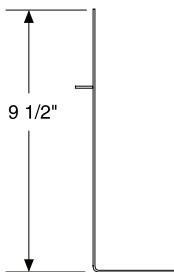
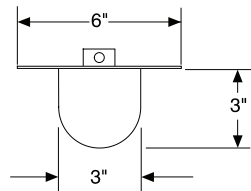
Description

This holder hangs from an accessory rail and has adjustable black Velcro straps to hold a variety of containers. A plastic locking sharps cabinet can also be mounted with screws to prevent theft. Finish is soft white.

Notes

Order accessory rail (CT782.) separately.

Dimensions



Specification Information

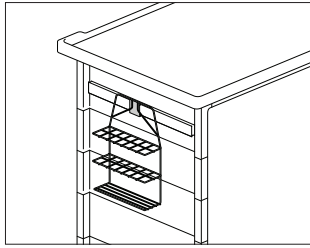
Step 1.

CT734.01

\$56

Chest Tube Rack

CT737.



Product Information

Description

This powder-coated wire rack hangs from an accessory rail and holds up to 14 chest tubes. Finish is soft white.

Notes

Order accessory rail (CT782.) separately.

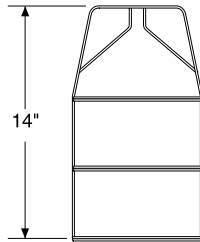
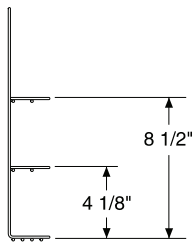
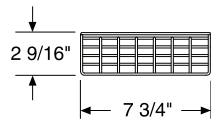
Dimensions

Specification Information

Step 1.

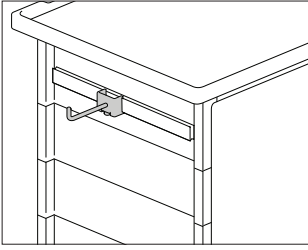
CT737.

\$114



Utility Hook

CT776.



Product Information

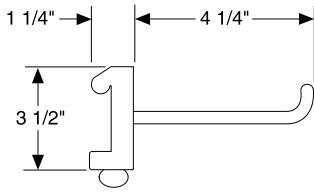
Description

This powder-coated hook hangs from an accessory rail to hold clipboards or other hanging items. Finish is soft white.

Notes

Order accessory rail (CT782.) separately.

Dimensions



Specification Information

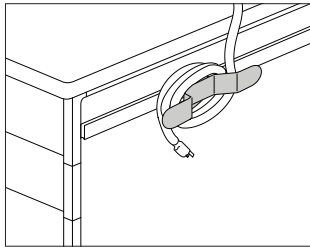
Step 1.

CT776.01 \$45

Procedure/Supply Carts — Exterior Accessories

Cord Wrap

CT779.



Product Information

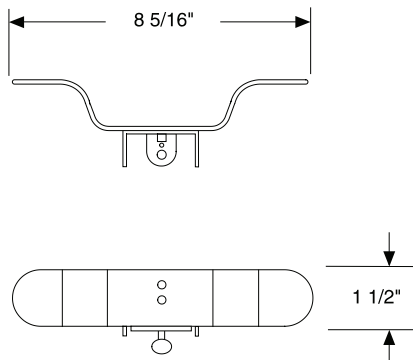
Description

This powder-coated steel rack hangs from an accessory rail and holds excess electrical cord. Finish is soft white.

Notes

Order side accessory rail (CT782.15) or back accessory rail (CT782.20) separately.

Dimensions



Specification Information

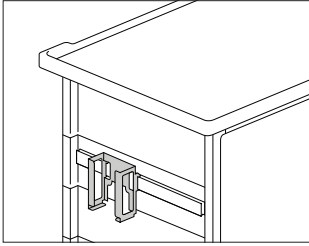
Step 1.

CT779.01

\$34

Glove Box Holder

CT726.



Product Information

Description

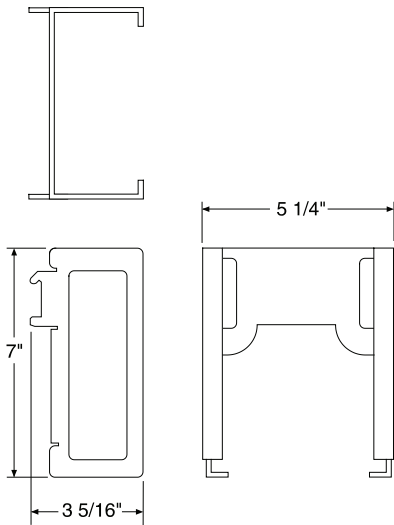
This powder-coated steel holder hangs from an above-cart rail or side accessory rail. It holds glove boxes sized 10" x 5" x 3". Finish is soft white.

Notes

Order rail separately:

- Above-cart rail, single-wide cart (CT790. or CT796.)
- Above-cart rail, double-wide cart (CT792.)
- Side accessory rail (CT782.); cannot be located in top segment

Dimensions



Specification Information

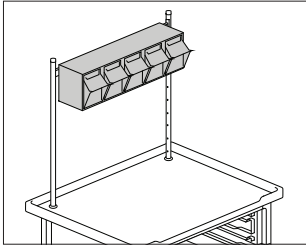
Step 1.

CT726.

\$56

Tilt-Out Storage Bin

CT9303
 CT9304
 CT9305
 CT9306



Product Information

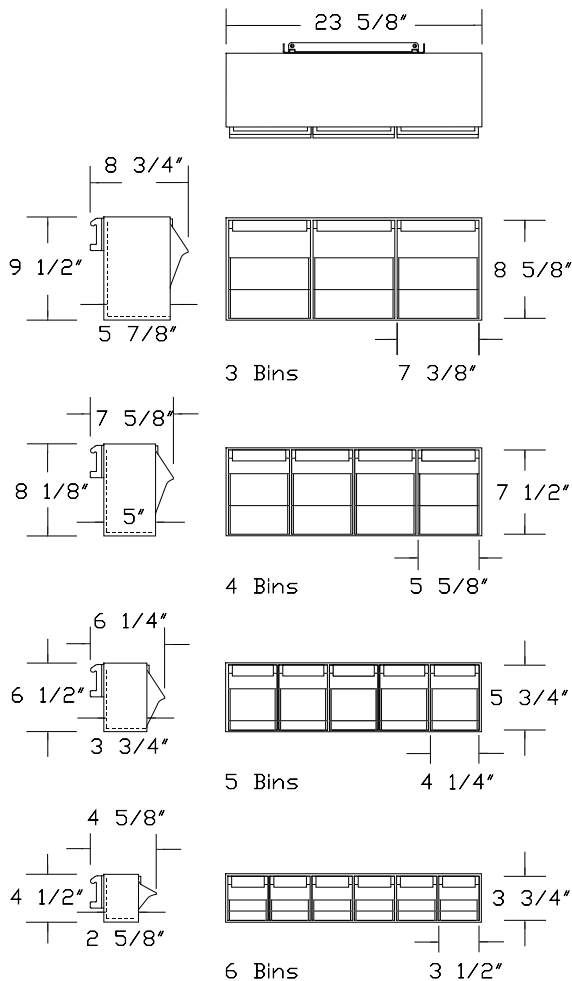
Description

This holder is white plastic and holds clear plastic bins. The bins tilt forward to provide access to contents and can be removed for easy refilling. Each bin has a label holder. It attaches to the above-cart rail only.

Notes

Order above-cart rail, single-wide cart (CT790. or CT796.) or above-cart equipment rail, double-wide cart (CT792.) separately.

Dimensions



Specification Information

Step 1.

CT930

Step 2. Number of Bins

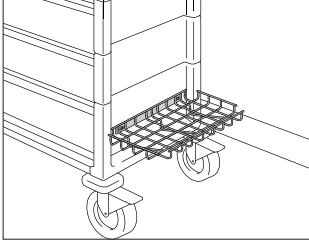
- 3. 3 bins
- 4. 4 bins
- 5. 5 bins
- 6. 6 bins

Prices for Steps 1-2.

CT9303.	\$109
CT9304.	\$103
CT9305.	\$88
CT9306.	\$72

Vacuum Pump Shelf

CT756.



Product Information

Description

This nylon-coated wire shelf attaches to the bottom right outside of a cart. Finish is soft white.

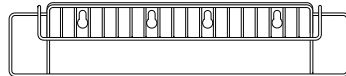
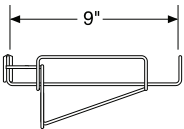
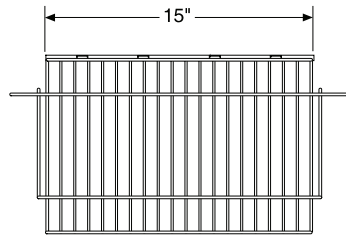
Specification Information

Step 1.

CT756.

\$150

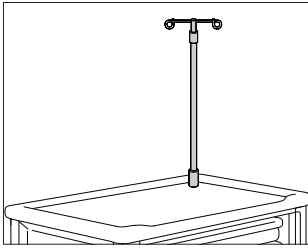
Dimensions



Procedure/Supply Carts – Exterior Accessories

IV Pole

CT770.
CT793.



Product Information

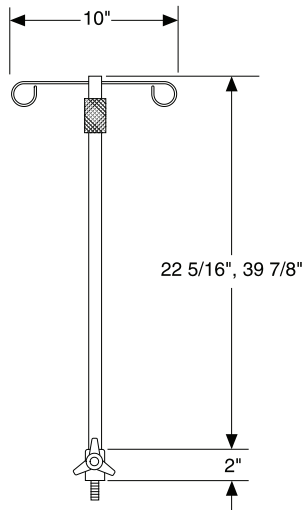
Description

This pole holds IV bags and has a top-mount pole or post-mount pole. The top-mount pole attaches to the right rear corner of a cart top; it is height adjustable. The post-mount pole has a mounting bracket that attaches to the threaded inserts in the posts of an above-cart shelf or above-cart rail; the position of the bracket is height adjustable in 3" intervals. Finish is soft white.

Notes

Pole cannot be field installed on a cart with slide-out shelf.

Dimensions



Specification Information

Step 1.

CT7

Step 2. Mount Position

70. top-mount position

93. post-mount position

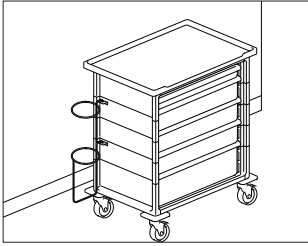
Prices for Steps 1-2.

CT770. \$109

CT793. \$141

Oxygen Tank Holder

CT772.



Product Information

Description
This powder-coated wire assembly attaches to the left side of a cart and holds an E-size oxygen tank cylinder. Finish is soft white.

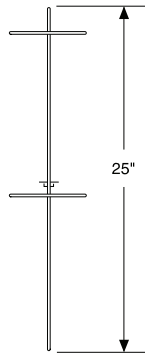
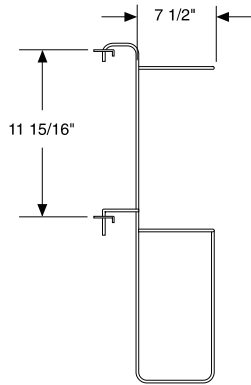
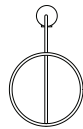
Notes
When holder is specified for 36"-high cart, accessory rail cannot be used on segments 1 or 3; for 42"-high cart, accessory rail cannot be used on segments 2 or 4.

Dimensions

Specification Information

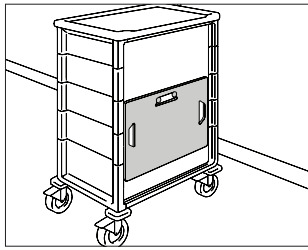
Step 1.
CT772. \$88

Procedure/Supply Carts—Exterior Accessories



Cardiac Board and Hangers

CT773.



Product Information

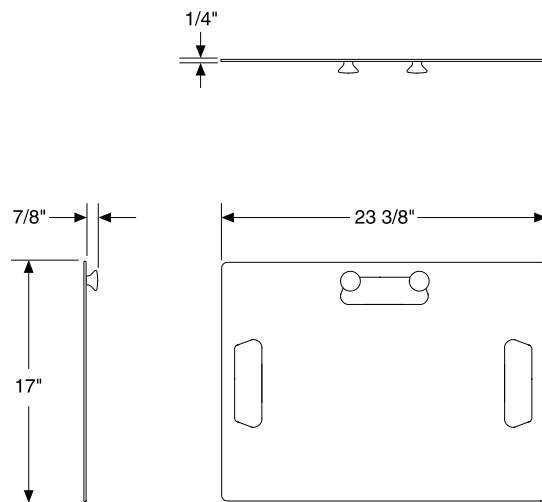
Description

This product attaches to the back of a cart. It has a plastic surface and 3 hand-hold slots. Finish is soft white.

Notes

When cardiac board is installed on 36"-high cart, back accessory rail cannot be installed.

Dimensions



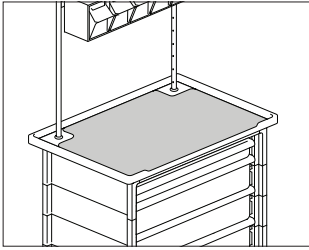
Specification Information

Step 1.

CT773.

\$68

Clear Overlay, Single-Wide Cart CT507.



Product Information

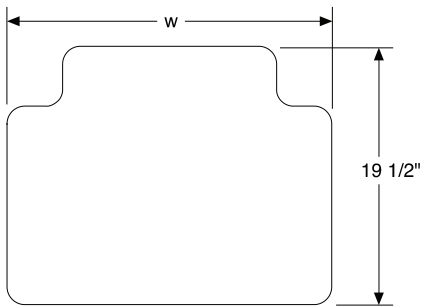
Description

This clear, acrylic overlay sits on top of a single-wide cart with a molded, raised edge or a flat top. The overlay protects documents from spills and damage, and protects the cart top from scratches and wear.

Notes

Overlay cannot be used on cart with above-cart shelf (CT788., CT794.).

Dimensions



Specification Information

Step 1.

CT507.

Step 2. Cart Interior Width

20 20" wide

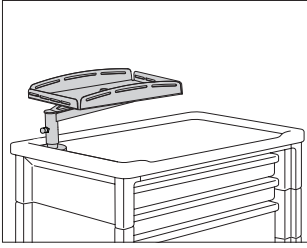
24 24" wide

Prices for Steps 1-2.

CT507. 20	\$65
24	\$75

Corner Shelf

CT761.



Product Information

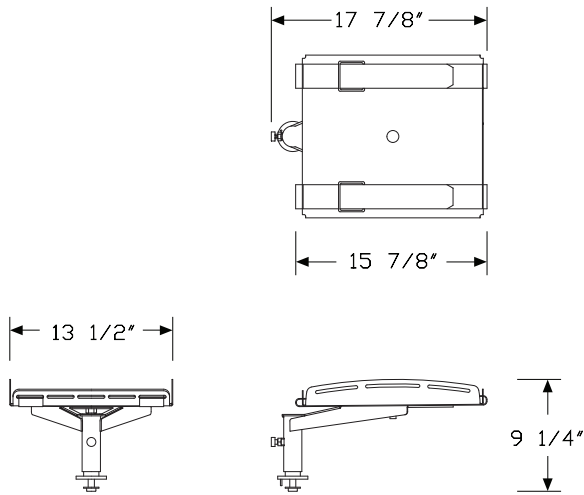
Description

This shelf attaches to the left rear corner of a cart top. The top pivots 360° on the mounting arm. The mounting arm can be released to swivel 90°. Straps can hold contents stored on the shelf. Finish is soft white.

Notes

Cannot be field installed on a cart with slide-out shelf.
Above-cart rail and above-cart shelf cannot be installed on same cart with this shelf.

Dimensions



Specification Information

Step 1.

CT761.

\$399

Index by Product Name

Procedure/Supply Carts	
3"-High Drawer Organizer Kit, 20"-Wide Cart Interior	page(s) 41
3"-High Drawer Organizer Kit, 24"-Wide Cart Interior	44
36" H Procedure Cart for Basic Supply Storage	7
36" H Procedure Cart with Security	8
42" H Procedure Cart with Above-Cart Storage	11
42" H Procedure Cart with Limited Security	10
6"-High Drawer Organizer Kit, 20"-Wide Cart Interior	43
6"-High Drawer Organizer Kit, 24"-Wide Cart Interior	45
72" H Clinical Supply Storage Cart	13
Above-Cart Add-On Equipment Rail, Double-Wide Cart	81
Above-Cart Add-On Rail, Single-Wide Cart	79
Above-Cart Add-On Shelf, Single-Wide Cart	77
Above-Cart Equipment Rail, Double-Wide Cart	80
Above-Cart Rail, Single-Wide Cart	78
Above-Cart Shelf, Single-Wide Cart	76
Accessory Rail, Back	83
Accessory Rail, Side	82
Beltline Flip-Up Shelf	75
Breakaway Bar	70
Breakaway Tab	72
Breakaway Tab Holder	71
Cardiac Board and Hangers	99
Cassette	57
Cassette Bin	56
Cassette Cover	58
Chart Holder	89
Chest Tube Rack	91
Clear Lid	47
Clear Overlay, Single-Wide Cart	100
Cord Wrap	93
Corner Shelf	101
Curtain	62
Door	59
Double-Wide Cart	23
Drawer	26
Drawer Color Strips	48, 49
Drawer with Lockable Lid	29
Drawer/Shelf Divider	46
Electrical Strip, 4 Outlet	84
Flip-Up Shelf	74
Full-Extension Drawer Slides, Single-Wide Cart	50
Glove Box Holder	94
IV Pole	97
Keyboard Shelf	55
Laptop Lock Loop	25

Lock Bar	63, 65
Lock Bar Software Kit	69
Locked Drawer with Lid	36
Locked Drawer with Lockable Lid	32
Locking Storage and Technology Cart	18
Oxygen Tank Holder	98
Proximity Access	67, 68
Pullout Catheter Rack	54
Rail Clamp	88
Sharps Container Holder	90
Single-Wide Cart	21
Single-Wide Cart, Dual Access	22
Solid Shelf	53
Storage and Technology Cart	16
Subcontainer	39
Subcontainer Divider	42
Supply Basket	85
Suture Basket	86
Tilt-Out Storage Bin	95
Try-A-Cart 20 Series, 36" H Cart Kit	5
Try-A-Cart L-Cart	6
Utility Hook	92
Vacuum Pump Shelf	96
Wall Lock	73
Wastebasket and Holder	87
Wire Shelf	51
Wire Shelf Divider	52

Index by Product Number

C0231	Subcontainer	page(s) 39	CT548.	Cassette Bin	56
C0232			CT550.	Drawer/Shelf Divider	46
C0233			CT560.	3"-High Drawer Organizer Kit, 24"-Wide Cart Interior	44
C0234			CT561.		
C0235			CT562.		
C0236			CT563.		
C0238			CT564.		
C0240			CT570.	6"-High Drawer Organizer Kit, 24"-Wide Cart Interior	45
C0369			CT571.		
C0378	Subcontainer Divider	42	CT575.	6"-High Drawer Organizer Kit, 20"-Wide Cart Interior	43
C0379			CT576.		
C0380			CT580.	3"-High Drawer Organizer Kit, 20"-Wide Cart Interior	41
CT136.	Single-Wide Cart	21	CT581.		
CT142.			CT582.		
CT142.	Single-Wide Cart, Dual Access	22	CT583.		
CT172.	Single-Wide Cart	21	CT584.		
CT236.	Double-Wide Cart	23	CT585.		
CT242.			CT621.	Lock Bar	63
CT272.			CT623.	Proximity Access	67
CT336.	Single-Wide Cart	21	CT624.	Proximity Access	68
CT342.			CT630.	Lock Bar	65
CT372.			CT631.	Lock Bar Software Kit	69
CT436.	Double-Wide Cart	23	CT699.	Breakaway Tab Holder	71
CT442.			CT701.	Breakaway Bar	70
CT472.			CT703.	Curtain	62
CT501.	Drawer	26	CT705.		
CT502.	Locked Drawer with Lid	36	CT707.	Door	59
CT503.	Drawer with Lockable Lid	29	CT708.	Wall Lock	73
CT504.	Full-Extension Drawer Slides, Single-Wide Cart	50	CT709.	Breakaway Tab	72
CT505.	Locked Drawer with Lockable Lid	32	CT710.	Lock Bar	63
CT507.	Clear Overlay, Single-Wide Cart	100	CT713.	Curtain	62
CT508.	Clear Lid	47	CT714.	Laptop Lock Loop	25
CT511.	Drawer	26	CT715.	Curtain	62
CT512.	Locked Drawer with Lid	36	CT717.	Door	59
CT513.	Drawer with Lockable Lid	29	CT720.	Supply Basket	85
CT515.	Locked Drawer with Lockable Lid	32	CT722.		
CT521.	Wire Shelf	51	CT723.	Suture Basket	86
CT522.			CT726.	Glove Box Holder	94
CT523.	Solid Shelf	53	CT728.	Wastebasket and Holder	87
CT525.	Wire Shelf	51	CT729.	Rail Clamp	88
CT526.			CT730.	Chart Holder	89
CT527.	Wire Shelf Divider	52	CT734.	Sharps Container Holder	90
CT542.	Cassette	57	CT737.	Chest Tube Rack	91
CT542.	Cassette Cover	58	CT738.	Pullout Catheter Rack	54
CT543.	Cassette	57	CT750.	Flip-Up Shelf	74
CT543.	Cassette Cover	58	CT751.	Beltline Flip-Up Shelf	75

Index by Product Number *continued*

Index: Product Number

CT756.	Vacuum Pump Shelf	96
CT761.	Corner Shelf	101
CT770.	IV Pole	97
CT772.	Oxygen Tank Holder	98
CT773.	Cardiac Board and Hangers	99
CT776.	Utility Hook	92
CT778.	Electrical Strip, 4 Outlet	84
CT779.	Cord Wrap	93
CT782.	Accessory Rail, Back	83
CT782.	Accessory Rail, Side	82
CT787.	Above-Cart Add-On Equipment Rail, Double-Wide Cart	81
CT788.	Above-Cart Shelf, Single-Wide Cart	76
CT789.	Above-Cart Add-On Shelf, Single-Wide Cart	77
CT790.	Above-Cart Rail, Single-Wide Cart	78
CT791.	Above-Cart Add-On Rail, Single-Wide Cart	79
CT792.	Above-Cart Equipment Rail, Double-Wide Cart	80
CT793.	IV Pole	97
CT794.	Above-Cart Shelf, Single-Wide Cart	76
CT795.	Above-Cart Add-On Shelf, Single-Wide Cart	77
CT796.	Above-Cart Rail, Single-Wide Cart	78
CT797.	Above-Cart Add-On Rail, Single-Wide Cart	79
CT801.	Keyboard Shelf	55
CT9303	Tilt-Out Storage Bin	95
CT9304		
CT9305		
CT9306		
CT990.	Drawer Color Strips	48
CT991.	Drawer Color Strips	49
CTC.	36" H Procedure Cart for Basic Supply Storage	7
CTC.	36" H Procedure Cart with Security	8
CTC.	42" H Procedure Cart with Above-Cart Storage	11
CTC.	42" H Procedure Cart with Limited Security	10
CTC.	72" H Clinical Supply Storage Cart	13
CTC.	Try-A-Cart 20 Series, 36" H Cart Kit	5
CTC.	Try-A-Cart L-Cart	6
CTT.	Storage and Technology Cart	16
CTTL.	Locking Storage and Technology Cart	18

20-Day or Less/Assigned Lead-Time Order Information – Healthcare

20-Day or Less/Assigned Lead-Time Programs

20-day or less and assigned lead-time products are designed for established Herman Miller dealers with pre-approved credit.

Products are distributed from multiple manufacturing facilities across the United States. All products and options not designated by an Assigned Lead-Time icon **A** will ship in 20 business days or less after being acknowledged by Herman Miller. Products and options designated by an **A** are on the assigned lead-time program and will ship in 20 days, less than 20 days, or more than 20 days from order acknowledgement.

Ordering Procedure

Please place orders through Order Manager. If this is not available to you, place orders through mail or fax. Verbal purchase orders will not be accepted.

Order Entry fax number: (616) 654 3085.

For more information, contact your Customer Care representative at:
(866) 854 3048 EXT 3400

Shipments and Delivery

Per Herman Miller Terms and Conditions.

Changes and Cancellation

Per Herman Miller Terms and Conditions.



Packaging/Keyed-Alike Information – Procedure/Supply Carts

Packaging

Packaging varies according to individual product. A surcharge may be added for special packaging requests. Contact Customer Care for specific information.

Keyed-Alike Locks

All components with locks may be specified keyed alike. Products with keyed-alike locks will be shipped with lock plugs installed.

Procedure/supply carts have Medeco locks.

To order keyed-alike locks:

1. Choose keyed-alike product number.
2. Specify a key number if desired (01 through 99). If no key number is specified, one will be selected for you.
3. Specify the quantity of each kind of component to be keyed-alike.

To remove lock plugs from existing components, loosen the hex nut inside the product and remove the plug.

Customers interested in ordering master keys for procedure/supply carts products should contact their local authorized dealer with a written request.

For more information about our products and services or to see a list of dealers, please visit us at HermanMiller.com or call (800) 851 1196.

This book is recyclable. Printed in U.S.A. on recycled paper.

© 2017 Herman Miller, Inc., Zeeland, Michigan

® **HermanMiller**, ●, 3D Intelligent, AO, Action Office, Aeron, ArcSpan, Aside, Avall, Avive, Bubble Lamps, Canvas Office Landscape, Caper, Celle, Co/Struc, Daisyone, Distil, Eames, Eco-Dematerialized, Embody, Envelop, Equa 2, Ergon 3, Ethospace, Exclave, Fine-Tune, FlexFront, Flo, Formcoat, Formwork, Ground Cloth, Herman Miller for the Home, Herman Miller for Healthcare, Intersect, Kinemat, Lapjack, Layout Studio, Lifework, Limerick, Live Unframed, Living Office, Locale, Maharam, Meridian, Mirra, Passage, Pellicle, Perspectives, PostureFit, Public Office Landscape, Resolve, Rodney, Sayl, Setu, Thrive, Tu, Wishbone, and Y-Tower are among the registered trademarks of Herman Miller, Inc., and its owned subsidiaries.

™ 8Z Pellicle, About Face, AireWeave, Albert, Backfit, Bubbletack, Burdick Group, Butterfly Back, Celeste, Cellular Suspension, Clam, Compass, Connect, Cubert, DOT, Duracare, Durawrap, Eames Soft Pad, EnhancedAccess, Everywhere, Flex-Edge, Flute, Harmonic, Herman Miller Select, Hopsak 2, Iota, Jaw, Keyless Entry, Keyn Chair Group by Herman Miller, Latitude, Locale, Logic Mini, Logic Power Access Solutions, Loop, Lyris, Lyris 2, Made-to-Measure Storage, Metaform Portfolio, Motia, Multiscrim, Nelson, Pari, Pixelated Support, Plex, PostureFit SL, Q, Renew, Sense, Soft Pad, Stackable, Stackable Storage, Striad, Swoop, Tone, TriFlex, Twist, Ubi, and Wireframe are among the trademarks of Herman Miller, Inc., and its owned subsidiaries.

SM Herman Miller Options is among the service marks of Herman Miller, Inc.

Alexander Girard® is a registered trademark of The Alexander Girard Estate.

Chemsurf® is a registered trademark of Wilsonart International.

Corian® is a registered trademark of E. I. du Pont de Nemours and Company Corporation.

Crypton® is a registered trademark of Crypton, Inc.

DACRON® is a registered trademark of INVISTA S.a r.l.

Edelman® Leather is a registered trademark of Edelman Leather, Inc.

FLEXNET™ is a trademark of Milliken & Company.

Floor Saver Glide® is a registered trademark of Carpin Manufacturing, Inc.

Geiger® is a registered trademark, and Bumper™, Saiba™, and Ward Bennett™ are trademarks, of Geiger International.

Goetz™ is a trademark of Mark W. Goetz.

Hang-It-All® is a registered trademark of Lucia Eames Demetrios, d.b.a. Eames Office.

Holophane® is a registered trademark of Holophane.

Ingeo™ is a trademark of Cargill Dow LLC.

iPad® is a registered trademark of Apple, Inc.

LifeSize® is a registered trademark of LifeSize Communications, Inc.

Magis®, Bombo®, and Me Too® are registered trademarks of Magis SpA.

Microsoft® and Natural® Keyboard are registered trademarks of Microsoft Corporation.

Noguchi® and the Noguchi table configuration (trade dress) are registered trademarks, and Rudder Table™ is a trademark, of The Isamu Noguchi Foundation and Garden Museum.

Place Textiles® is a registered trademark of Place Textiles.

SuperSeat™ is a trademark of Dahti Seating, a division of ITW.