



Prices effective February 6, 2017

Published August 2017

Meridian® Vertical Files

Introduction	page 2
Meridian® Vertical Files	3
Vertical Files	5
Accessories	15
Keyless Locks	21
Indices	25
By Name	25
By Number	27
Appendices	
20-Day or Less/Assigned Lead-Time Order Information	
Keyed-Alike Information	
Stain-to-Match Program	
For the latest materials information, refer to the Materials pages on HermanMiller.com.	

Introduction

A Note on the Organization of This Book

There are a few signals that will help you understand the organization of this book. Once you know them, you should be able to find your way around easily.

Like a newspaper, this book is formatted with columns of text and illustrations that run vertically.

Information wraps from one column to the next and continues for as many pages as it needs to.

Black bars are clues.

A black bar at the top of a page signals the start of information about a product.

This information is divided into two sections, each signaled by a black bar. Product Information includes a description, additional notes, and dimensional drawings. Specification Information, which always begins at the top of a column, includes a series of steps. Each step represents a decision you need to make in order to complete your product number. Steps must be followed sequentially. The number of pages needed to complete information on a product varies; some will be complete in one page; others may fill three or four pages. Just continue going through the steps until you run into the next product, signaled by the black bar at the top of the page.

Black tabs running along the outside edge of the page help you locate what section you are in or what section you want to go to. You can thumb forwards or backwards to find a section; tabs and text appear on both sides of the page.

The additional pages in the back of the book include the appendices and indices. They are signaled by a long black bar running along the outside edge of the page.

The index is presented two ways.

The first index is in alphabetical order by product name. It can be helpful if you are new to the products and numbering scheme or if you are looking for a type of product, such as work chair or round table.

The second index is by product number. It lists, in alphanumeric order, the base product number, typically a five-digit number.

General Information

This book is effective February 6, 2017, subject to change without notice. Products may be purchased from authorized Herman Miller dealers who will quote prices upon request. For more information about our products and services or to see a list of dealers, visit www.HermanMiller.com.


All prices are list prices. Additional services, such as planning services, design, storage, and installation, are not included and must be added to these prices when the additional services are requested.


Illustrations, specifications, and prices are based on the latest information at the time of publication. The right is reserved to make changes at any time without notice in prices, fabrics, finishes, materials, specifications, and models, and also to discontinue models and finishes.

Dimensions shown in the drawings are engineering drawing dimensions rounded up to the nearest $\frac{1}{8}$ ". Product is shipped set up or knocked down. Products that include "Shipped knocked down" in the description require some assembly. If this statement does not appear in the description, the product is shipped assembled.

Service problems are normally handled by a Herman Miller authorized dealer. Where this cannot be accomplished on a local level, service problems should be referred to the Customer Care Representative for your region, Herman Miller, Inc., Zeeland, Michigan 49464.

20-Day or Less/Assigned Lead-Time Shipments

All products and options in this price book not designated by an Assigned Program icon  will ship in **20 business days or less** after being acknowledged by Herman Miller.

Products and options designated by an  are on the assigned lead-time program and may ship in 20 days, less than 20 days, or more than 20 days from order acknowledgement.

Vertical Files

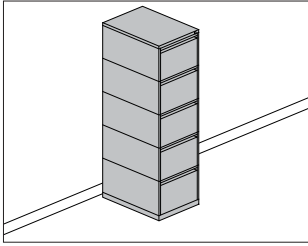
Accessories

Keyless Locks



Standard-Pull Vertical File

36-15
36-18



Product Information

Description

This 15"- or 18"-wide stacking vertical file has standard pulls and smooth or textured steel. The file has no top or a metal or laminate top. Each module can be specified as 1 file drawer or 2 box drawers. File drawers include a file compressor; box drawers include an adjustable drawer divider. A positive interlock system permits only 1 drawer to open at a time. 1 lock controls all drawers. 5 base heights are available; all bases include adjustable glides.

Actual vertical file depths are 17⁷/₈", 21⁷/₈", or 27⁷/₈".

Notes

1 counterweight is included for 18"-deep vertical files. For additional stability on 22"- and 28"-deep files, specify counterweight (CB).

Dimensional illustrations do not include all possible configurations.

18"-deep file drawers have 14" of filing capacity. 22"-deep file drawers have 18" of filing capacity. 28"-deep file drawers have 24" of filing capacity.

Order optional accessories for 15"-wide file separately:

- Drawer divider (73-1567-D)
- File drawer organizer (73-9874-FDO)
- File drawer organizer (LG901)
- Pencil tray (73-1516-PT)
- Stationery tray (73-7082-SST)

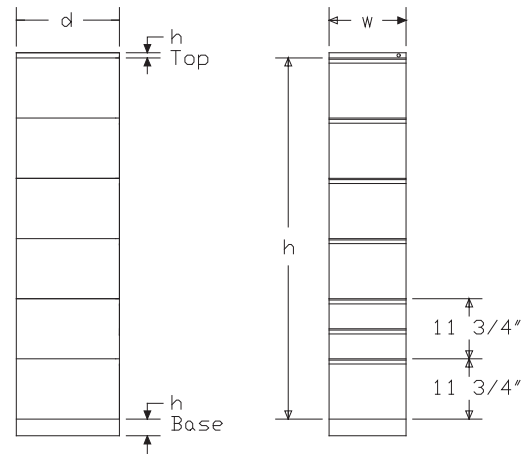
Order optional accessories for 18"-wide file separately:

- Drawer divider (73-1867-D)
- File drawer organizer (LG901)
- Pencil tray (73-1816-PT)
- Stationery tray (73-7082-SST-SP)

No lock option (NL) can only be specified on files with no top option (NT) or laminate top option (TL).

For keyed-alike locks, order lock plugs separately. See Keyed-Alike Information in Appendices.

Dimensions



h	
2	23 1/2
3	35 1/4
4	47
5	58 3/4
6	70 1/2

All dimensions are in inches.

Specification Information		
Step 1.		
36-		A
Step 2. Width		
15	15" wide	A
18	18" wide	A
Step 3. Depth		
18-	18" deep	A
22-	22" deep	A
28-	28" deep	A
Step 4. Number of Modules		
2	2 modules	A
3	3 modules	A
4	4 modules	A
5	5 modules	A
6	6 modules	A
Step 5. Paint/Steel Type		
SS	smooth paint on smooth steel	A +\$0
TS	smooth paint on textured steel	A +\$20
XS	textured paint on smooth steel	A +\$0
Step 6. Surface Finish		
Nonmetallic Paint		
<i>For smooth paint on smooth steel (SS) or smooth paint on textured steel (TS)</i>		
8Q	folkstone grey	A +\$0
91	white	A +\$0
98	studio white	A +\$0
9J	sparrow	A +\$0
BU	black umber	A +\$0
CL	cool grey neutral	A +\$0
G2	graphite satin	A +\$0
HF	inner tone light	A +\$0
HT	inner tone	A +\$0
LT	light tone	A +\$0
LU	soft white	A +\$0
MT	medium tone	A +\$0
SG	slate grey	A +\$0
WA	wheat	A +\$0
WL	sandstone	A +\$0

Metallic Paint			
<i>For smooth paint on smooth steel (SS) or smooth paint on textured steel (TS)</i>			
1209	platinum	A	+\$65
1210	hematite	A	+\$65
1212	bronzite	A	+\$65
CN	metallic champagne	A	+\$65
EH	metallic bronze	A	+\$65
MS	metallic silver	A	+\$65
Sand Texture Paint			
<i>For textured paint on smooth steel (XS)</i>			
98	studio white	A	+\$0
Bright Sand Texture Paint			
<i>For textured paint on smooth steel (XS)</i>			
91	white	A	+\$0
CL	cool grey neutral	A	+\$0
G1	graphite	A	+\$0
WN	warm grey neutral	A	+\$0
Step 7. Top			
			18- 22- 28-
NT	no top	A	+\$0 0 0
T1	1"-high painted metal top with squared edge	A	+\$51 58 70
T2	1 1/4"-high painted metal top with squared edge	A	+\$51 58 70
T3	1 1/4"-high painted metal top with radius edge	A	+\$121 128 139
TL	1 1/4"-high laminate top with vinyl edge	A	+\$133 141 149
TR	1 1/4"-high recut veneer top	A	+\$219 225 236
TF	1 1/4"-high wood veneer top	A	+\$224 232 242

Step 8.

Top Finish: Solid-Color Laminate

For 1 1/4"-high laminate top with vinyl edge (TL)

8Q	folkstone grey <input type="checkbox"/>	+\$0
91	white <input type="checkbox"/>	+\$0
98	studio white	+\$0
CL	cool grey neutral <input type="checkbox"/>	+\$0
HF	inner tone light <input type="checkbox"/>	+\$0
HT	inner tone <input type="checkbox"/>	+\$0
LT	light tone <input type="checkbox"/>	+\$0
LU	soft white <input type="checkbox"/>	+\$0
WL	sandstone <input type="checkbox"/>	+\$0
WN	warm grey neutral <input type="checkbox"/>	+\$0

Top Finish: Linen Laminate

For 1 1/4"-high laminate top with vinyl edge (TL)

LBM	crisp linen	+\$0
LBN	classic linen	+\$0
LBP	casual linen	+\$0

Top Finish: Mesh Laminate

For 1 1/4"-high laminate top with vinyl edge (TL)

LBK	pewter mesh	+\$0
LBL	steel mesh	+\$0

Top Finish: Twill Laminate

For 1 1/4"-high laminate top with vinyl edge (TL)

LBF	neutral twill	+\$0
LBG	sarum twill	+\$0
LBH	earthen twill	+\$0
LBJ	graphite twill	+\$0
LBQ	white twill	+\$0

Top Finish: Wood-Grain Laminate

For 1 1/4"-high laminate top with vinyl edge (TL)

HM	natural maple <input type="checkbox"/>	+\$0
HP	light anigre <input type="checkbox"/>	+\$0
LA	light ash <input type="checkbox"/>	+\$0
LBA	clear on ash	+\$0
LBB	oak on ash	+\$0
LBC	walnut on ash	+\$0
LBD	dark brown walnut	+\$0
LBE	medium red walnut	+\$0
LM	mahogany <input type="checkbox"/>	+\$0
76	light brown walnut <input type="checkbox"/>	+\$0
HX	aged cherry <input type="checkbox"/>	+\$0
HY	walnut on cherry <input type="checkbox"/>	+\$0

Top Finish: Zephyr Laminate

For 1 1/4"-high laminate top with vinyl edge (TL)

28	canyon <input type="checkbox"/>	+\$0
29	misted <input type="checkbox"/>	+\$0

Veneer Top Finish: Wood Veneer

For 1 1/4"-high wood veneer top (TF)

2U	light brown walnut <input type="checkbox"/>	+\$20
40	dark brown walnut <input type="checkbox"/>	+\$20
ED	aged cherry <input type="checkbox"/>	+\$20
EK	medium red walnut <input type="checkbox"/>	+\$20
ET	clear on ash <input type="checkbox"/>	+\$20
EU	oak on ash <input type="checkbox"/>	+\$20
EV	walnut on ash <input type="checkbox"/>	+\$20
UL	natural maple <input type="checkbox"/>	+\$20
UX	walnut on cherry <input type="checkbox"/>	+\$20

Veneer Top Finish: Recut Veneer

For 1 1/4"-high recut veneer top (TR)

RA	light ash <input type="checkbox"/>	+\$0
RK	mahogany dark <input type="checkbox"/>	+\$0
RM	mahogany <input type="checkbox"/>	+\$0

Step 9. Edge Finish

For 1 1/4"-high laminate top with vinyl edge (TL)

98	studio white	+\$0
28	canyon <input type="checkbox"/>	+\$0
29	misted <input type="checkbox"/>	+\$0
76	light brown walnut <input type="checkbox"/>	+\$0
8Q	folkstone grey <input type="checkbox"/>	+\$0
91	white <input type="checkbox"/>	+\$0
BU	black umber <input type="checkbox"/>	+\$0

CL	cool grey neutral A	+\$0
G2	graphite satin A	+\$0
HF	inner tone light A	+\$0
HM	natural maple A	+\$0
HP	light anigre A	+\$0
HT	inner tone A	+\$0
HX	aged cherry A	+\$0
HY	walnut on cherry A	+\$0
LA	light ash A	+\$0
LBA	clear on ash	+\$0
LBB	oak on ash	+\$0
LBC	walnut on ash	+\$0
LBD	dark brown walnut	+\$0
LBE	medium red walnut	+\$0
LBK	pewter mesh	+\$0
LBL	steel mesh	+\$0
LBM	crisp linen	+\$0
LBN	classic linen	+\$0
LBP	casual linen	+\$0
LBF	neutral twill	+\$0
LBG	sarum twill	+\$0
LBH	earthen twill	+\$0
LBJ	graphite twill	+\$0
LBQ	white twill	+\$0
LM	mahogany A	+\$0
LU	soft white A	+\$0
MT	medium tone A	+\$0
SG	slate grey A	+\$0
WA	wheat A	+\$0
WL	sandstone A	+\$0
WN	warm grey neutral A	+\$0

Step 10. Lock/Filler Top

For 1 1/4"-high laminate top with vinyl edge (TL)

		18-	22-	28-
NL	no lock A	+\$0	0	0
10	1" locking filler top A	+\$51	58	70

Step 11. Lock

For no top (NT)

NL	no lock A	+\$0
-----------	---	------

For 1"-high painted metal top with squared edge (T1), 1 1/4"-high painted metal top with squared edge (T2), 1 1/4"-high painted metal top with radius edge (T3), 1 1/4"-high recut veneer top (TR), or 1 1/4"-high wood veneer top (TF)

KA	keyed alike A	+\$43
KC	keyed differently, chrome A	+\$43
KD	keyed differently, black A	+\$43

For 1" locking filler top (10)

KA	keyed alike A	+\$43
KC	keyed differently, chrome A	+\$43
KD	keyed differently, black A	+\$43

Step 12. Configuration (Top Module)

		1518-	1522-	1528-	1818-	1822-
V	file A	+\$273	280	292	281	288
Q	box/box A	+\$396	401	415	401	410
						1828-
V	file A					+\$301
Q	box/box A					+\$428

Step 13. Configuration (2nd Module from Top)

		1518-	1522-	1528-	1818-	1822-
V	file A	+\$273	280	292	281	288
Q	box/box A	+\$396	401	415	401	410
						1828-
V	file A					+\$301
Q	box/box A					+\$428

Step 14. Configuration (3rd Module from Top)

For 3 modules (3), 4 modules (4), 5 modules (5) AND 6 modules (6)

		1518-	1522-	1528-	1818-	1822-
V	file A	+\$273	280	292	281	288
Q	box/box A	+\$396	401	415	401	410
						1828-
V	file A					+\$301
Q	box/box A					+\$428

Step 15. Configuration (4th Module from Top)

For 4 modules (4), 5 modules (5) AND 6 modules (6)

		1518-	1522-	1528-	1818-	1822-
V	file A	+\$273	280	292	281	288
Q	box/box A	+\$396	401	415	401	410

Standard-Pull Vertical File *continued*

		1828-
V	file <input type="checkbox"/> A	+\$301
Q	box/box <input type="checkbox"/> A	+\$428

Step 16. Configuration (5th Module from Top)

For 5 modules (5) AND 6 modules (6)

		1518-	1522-	1528-	1818-	1822-
V	file <input type="checkbox"/> A	+\$273	280	292	281	288
Q	box/box <input type="checkbox"/> A	+\$396	401	415	401	410
		1828-				
V	file <input type="checkbox"/> A	+\$301				
Q	box/box <input type="checkbox"/> A	+\$428				

Step 17. Configuration (6th Module from Top)

For 6 modules (6)

		1518-	1522-	1528-	1818-	1822-
V	file <input type="checkbox"/> A	+\$273	280	292	281	288
Q	box/box <input type="checkbox"/> A	+\$396	401	415	401	410
		1828-				
V	file <input type="checkbox"/> A	+\$301				
Q	box/box <input type="checkbox"/> A	+\$428				

Step 18. Base Height

		18-	22-	28-
B1	1"-high base <input type="checkbox"/> A	+\$76	87	94
B2	1½"-high base <input type="checkbox"/> A	+\$76	87	94
B3	2¼"-high base <input type="checkbox"/> A	+\$76	87	94
B4	3¼"-high base <input type="checkbox"/> A	+\$76	87	94
B5	4¼"-high base <input type="checkbox"/> A	+\$111	124	142
BA	1"-high recessed base <input type="checkbox"/> A	+\$111	124	142
BB	1½"-high recessed base <input type="checkbox"/> A	+\$111	124	142
BC	2¼"-high recessed base <input type="checkbox"/> A	+\$111	124	142
BD	3¼"-high recessed base <input type="checkbox"/> A	+\$111	124	142

Step 19. Counterweight

For 18" deep (18-)

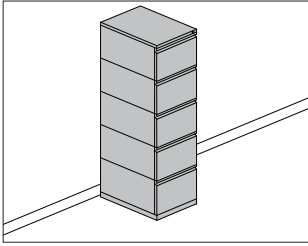
CB	counterweight <input type="checkbox"/> A	+\$118
-----------	--	--------

For 22" deep (22-) or 28" deep (28-)

NO	no counterweight <input type="checkbox"/> A	+\$0
CB	counterweight <input type="checkbox"/> A	+\$118

Bevel-Pull Vertical File

34-15
34-18



Meridian® Vertical Files

Product Information

Description

This 15"- or 18"-wide stacking vertical file has bevel pulls and smooth or textured steel. The file has no top or a metal or laminate top. Each module can be specified as 1 file drawer or 2 box drawers. File drawers include a file compressor; box drawers include an adjustable drawer divider. A positive interlock system permits only 1 drawer to open at a time. 1 lock controls all drawers. 5 base heights are available; all bases include adjustable glides.

Actual vertical file depths are 17⁷/₈", 21⁷/₈", or 27⁷/₈".

Notes

1 counterweight is included for 18"-deep vertical files. For additional stability on 22"- and 28"-deep files, specify counterweight (CB).

Dimensional illustrations do not include all possible configurations.

18"-deep file drawers have 14" of filing capacity. 22"-deep file drawers have 18" of filing capacity. 28"-deep file drawers have 24" of filing capacity.

Order optional accessories for 15"-wide file separately:

- Drawer divider (73-1567-D)
- File drawer organizer (73-9874-FDO)
- File drawer organizer (LG901)
- Pencil tray (73-1516-PT)
- Stationery tray (73-7082-SST)

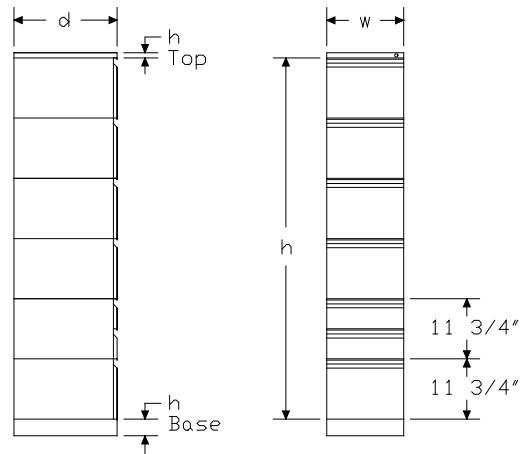
Order optional accessories for 18"-wide file separately:

- Drawer divider (73-1867-D)
- File drawer organizer (LG901)
- Pencil tray (73-1816-PT)
- Stationery tray (73-7082-SST-SP)

No lock option (NL) can only be specified on files with no top option (NT) or laminate top option (TL).

For keyed-alike locks, order lock plugs separately. See Keyed-Alike Information in Appendices.

Dimensions



h	
2	23 1/2
3	35 1/4
4	47
5	58 3/4
6	70 1/2

All dimensions are in inches.

Specification Information

Step 1.

34- A

Step 2. Width

15 15" wide A

18 18" wide A

Step 3. Depth

18- 18" deep A

22- 22" deep A

28- 28" deep A

Step 4. Number of Modules

2 2 modules A

3 3 modules A

4 4 modules A

5 5 modules A

6 6 modules A

Step 5. Paint/Steel Type

SS smooth paint on smooth steel A +\$0

TS smooth paint on textured steel A +\$20

XS textured paint on smooth steel A +\$0

Step 6. Surface Finish

Nonmetallic Paint

For smooth paint on smooth steel (SS) or smooth paint on textured steel (TS)

8Q folkstone grey A +\$0

91 white A +\$0

98 studio white A +\$0

9J sparrow A +\$0

BU black umber A +\$0

G2 graphite satin A +\$0

HF inner tone light A +\$0

HT inner tone A +\$0

LM mahogany A +\$0

LT light tone A +\$0

LU soft white A +\$0

MT medium tone A +\$0

SG slate grey A +\$0

WA wheat A +\$0

WL sandstone A +\$0

Metallic Paint

For smooth paint on smooth steel (SS) or smooth paint on textured steel (TS)

1209 platinum A +\$65

1210 hematite A +\$65

1212 bronzite A +\$65

CN metallic champagne A +\$65

EH metallic bronze A +\$65

MS metallic silver A +\$65

Sand Texture Paint

For textured paint on smooth steel (XS)

98 studio white A +\$0

Bright Sand Texture Paint

For textured paint on smooth steel (XS)

91 white A +\$0

CL cool grey neutral A +\$0

G1 graphite A +\$0

WN warm grey neutral A +\$0

Step 7. Top

		18-	22-	28-
NT	no top <input type="checkbox"/> A	+\$0	0	0
T1	1"-high painted metal top with squared edge <input type="checkbox"/> A	+\$51	58	70
T2	1¼"-high painted metal top with squared edge <input type="checkbox"/> A	+\$51	58	70
T3	1¼"-high painted metal top with radius edge <input type="checkbox"/> A	+\$121	128	139
TL	1¼"-high laminate top with vinyl edge <input type="checkbox"/> A	+\$133	141	149
TR	1¼"-high recut veneer top <input type="checkbox"/> A	+\$219	225	236
TF	1¼"-high wood veneer top <input type="checkbox"/> A	+\$224	232	242

Step 8.

Top Finish: Solid-Color Laminate
For 1 1/4"-high laminate top with vinyl edge (TL)

8Q	folkstone grey <input type="checkbox"/>	+\$0
91	white <input type="checkbox"/>	+\$0
98	studio white	+\$0
BU	black umber <input type="checkbox"/>	+\$0
CL	cool grey neutral <input type="checkbox"/>	+\$0
HF	inner tone light <input type="checkbox"/>	+\$0
HT	inner tone <input type="checkbox"/>	+\$0
LT	light tone <input type="checkbox"/>	+\$0
LU	soft white <input type="checkbox"/>	+\$0
WL	sandstone <input type="checkbox"/>	+\$0
WN	warm grey neutral <input type="checkbox"/>	+\$0

Top Finish: Linen Laminate
For 1 1/4"-high laminate top with vinyl edge (TL)

LBM	crisp linen	+\$0
LBN	classic linen	+\$0
LBP	casual linen	+\$0

Top Finish: Mesh Laminate
For 1 1/4"-high laminate top with vinyl edge (TL)

LBK	pewter mesh	+\$0
LBL	steel mesh	+\$0

Top Finish: Twill Laminate
For 1 1/4"-high laminate top with vinyl edge (TL)

LBF	neutral twill	+\$0
LBG	sarum twill	+\$0
LBH	earthen twill	+\$0
LBJ	graphite twill	+\$0
LBQ	white twill	+\$0

Top Finish: Wood-Grain Laminate
For 1 1/4"-high laminate top with vinyl edge (TL)

HM	natural maple <input type="checkbox"/>	+\$0
HP	light anigre <input type="checkbox"/>	+\$0
LA	light ash <input type="checkbox"/>	+\$0
LBA	clear on ash	+\$0
LBB	oak on ash	+\$0
LBC	walnut on ash	+\$0
LBD	dark brown walnut	+\$0
LBE	medium red walnut	+\$0
LM	mahogany <input type="checkbox"/>	+\$0
76	light brown walnut <input type="checkbox"/>	+\$0
HX	aged cherry <input type="checkbox"/>	+\$0
HY	walnut on cherry <input type="checkbox"/>	+\$0

Top Finish: Zephyr Laminate
For 1 1/4"-high laminate top with vinyl edge (TL)

28	canyon <input type="checkbox"/>	+\$0
29	misted <input type="checkbox"/>	+\$0

Veneer Top Finish: Wood Veneer
For 1 1/4"-high wood veneer top (TF)

2U	light brown walnut <input type="checkbox"/>	+\$20
40	dark brown walnut <input type="checkbox"/>	+\$20
ED	aged cherry <input type="checkbox"/>	+\$20
EK	medium red walnut <input type="checkbox"/>	+\$20
ET	clear on ash <input type="checkbox"/>	+\$20
EU	oak on ash <input type="checkbox"/>	+\$20
EV	walnut on ash <input type="checkbox"/>	+\$20
UL	natural maple <input type="checkbox"/>	+\$20
UX	walnut on cherry <input type="checkbox"/>	+\$20

Veneer Top Finish: Recut Veneer
For 1 1/4"-high recut veneer top (TR)

RA	light ash <input type="checkbox"/>	+\$0
RK	mahogany dark <input type="checkbox"/>	+\$0
RM	mahogany <input type="checkbox"/>	+\$0

Step 9. Edge Finish
For 1 1/4"-high laminate top with vinyl edge (TL)

98	studio white	+\$0
28	canyon <input type="checkbox"/>	+\$0
29	misted <input type="checkbox"/>	+\$0
76	light brown walnut <input type="checkbox"/>	+\$0
8Q	folkstone grey <input type="checkbox"/>	+\$0
91	white <input type="checkbox"/>	+\$0
BU	black umber <input type="checkbox"/>	+\$0

CL	cool grey neutral A	+\$0
G2	graphite satin A	+\$0
HF	inner tone light A	+\$0
HM	natural maple A	+\$0
HP	light anigre A	+\$0
HT	inner tone A	+\$0
HX	aged cherry A	+\$0
HY	walnut on cherry A	+\$0
LA	light ash A	+\$0
LBA	clear on ash	+\$0
LBB	oak on ash	+\$0
LBC	walnut on ash	+\$0
LBD	dark brown walnut	+\$0
LBE	medium red walnut	+\$0
LBK	pewter mesh	+\$0
LBL	steel mesh	+\$0
LBM	crisp linen	+\$0
LBN	classic linen	+\$0
LBP	casual linen	+\$0
LBF	neutral twill	+\$0
LBG	sarum twill	+\$0
LBH	earthen twill	+\$0
LBJ	graphite twill	+\$0
LBQ	white twill	+\$0
LM	mahogany A	+\$0
LU	soft white A	+\$0
MT	medium tone A	+\$0
SG	slate grey A	+\$0
WA	wheat A	+\$0
WL	sandstone A	+\$0
WN	warm grey neutral A	+\$0

Step 10. Lock/Filler Top

For 1 1/4"-high laminate top with vinyl edge (TL)

		18-	22-	28-
NL	no lock A	+\$0	0	0
10	1" locking filler top A	+\$51	58	70

Step 11. Lock

For no top (NT)

NL	no lock A	+\$0
-----------	---------------------------	------

For 1"-high painted metal top with squared edge (T1), 1 1/4"-high painted metal top with squared edge (T2), 1 1/4"-high painted metal top with radius edge (T3), 1 1/4"-high recut veneer top (TR), or 1 1/4"-high wood veneer top (TF)

KA	keyed alike A	+\$43
KC	keyed differently, chrome A	+\$43
KD	keyed differently, black A	+\$43

For 1" locking filler top (10)

KA	keyed alike A	+\$43
KC	keyed differently, chrome A	+\$43
KD	keyed differently, black A	+\$43

Step 12. Configuration (Top Module)

		1518-	1522-	1528-	1818-	1822-
V	file A	+\$273	280	292	281	288
Q	box/box A	+\$396	401	415	401	410
<hr/>						
V	file A					+\$301
Q	box/box A					+\$428

Step 13. Configuration (2nd Module from Top)

		1518-	1522-	1528-	1818-	1822-
V	file A	+\$273	280	292	281	288
Q	box/box A	+\$396	401	415	401	410
<hr/>						
V	file A					+\$301
Q	box/box A					+\$428

Step 14. Configuration (3rd Module from Top)

For 3 modules (3), 4 modules (4), 5 modules (5) AND 6 modules (6)

		1518-	1522-	1528-	1818-	1822-
V	file A	+\$273	280	292	281	288
Q	box/box A	+\$396	401	415	401	410
<hr/>						
V	file A					+\$301
Q	box/box A					+\$428

Step 15. Configuration (4th Module from Top)

For 4 modules (4), 5 modules (5) AND 6 modules (6)

		1518-	1522-	1528-	1818-	1822-
V	file A	+\$273	280	292	281	288
Q	box/box A	+\$396	401	415	401	410

Bevel-Pull Vertical File *continued*

		1828-
V	file <input type="checkbox"/> A	+\$301
Q	box/box <input type="checkbox"/> A	+\$428

Step 16. Configuration (5th Module from Top)

For 5 modules (5) AND 6 modules (6)

		1518-	1522-	1528-	1818-	1822-
V	file <input type="checkbox"/> A	+\$273	280	292	281	288
Q	box/box <input type="checkbox"/> A	+\$396	401	415	401	410

		1828-
V	file <input type="checkbox"/> A	+\$301
Q	box/box <input type="checkbox"/> A	+\$428

Step 17. Configuration (6th Module from Top)

For 6 modules (6)

		1518-	1522-	1528-	1818-	1822-
V	file <input type="checkbox"/> A	+\$273	280	292	281	288
Q	box/box <input type="checkbox"/> A	+\$396	401	415	401	410

		1828-
V	file <input type="checkbox"/> A	+\$301
Q	box/box <input type="checkbox"/> A	+\$428

Step 18. Base Height

		18-	22-	28-
B1	1"-high base <input type="checkbox"/> A	+\$76	87	94
B2	1½"-high base <input type="checkbox"/> A	+\$76	87	94
B3	2¼"-high base <input type="checkbox"/> A	+\$76	87	94
B4	3¼"-high base <input type="checkbox"/> A	+\$76	87	94
B5	4¼"-high base <input type="checkbox"/> A	+\$111	124	142
BA	1"-high recessed base <input type="checkbox"/> A	+\$111	124	142
BB	1½"-high recessed base <input type="checkbox"/> A	+\$111	124	142
BC	2¼"-high recessed base <input type="checkbox"/> A	+\$111	124	142
BD	3¼"-high recessed base <input type="checkbox"/> A	+\$111	124	142

Step 19. Counterweight

For 18" deep (18-)

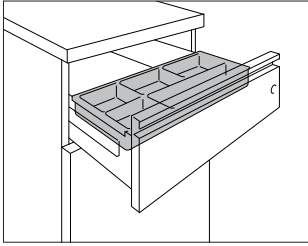
CB	counterweight <input type="checkbox"/> A	+\$118
-----------	--	--------

For 22" deep (22-) or 28" deep (28-)

NO	no counterweight <input type="checkbox"/> A	+\$0
CB	counterweight <input type="checkbox"/> A	+\$118

Pencil Tray for Box Drawer,
Meridian® Pedestal

73-15
73-18



Product Information

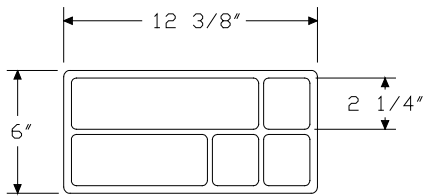

Description

This plastic drawer stores pencils and other small items in a box drawer. The 12"-wide pencil tray fits in a 15"-wide box drawer; the 15"-wide pencil tray fits in an 18"-wide box drawer. Finish is black umber.

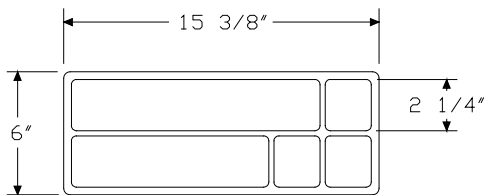
Notes

Pencil tray cannot be used in Tu® pedestals or Quadrant® pedestals. For 5000 Series furniture, pencil tray can be used in standard-, bevel-, or contour-pull pedestals.

Dimensions



For 15" Wide Drawers



For 18" Wide Drawers

Specification Information

Step 1.

73-

Step 2. Width

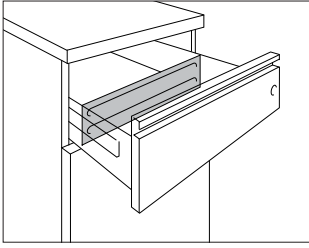
1516-PT for 15"-wide drawer (for Meridian® pedestals and 5000 Series furniture)

1816-PT for 18"-wide drawer (for Meridian® pedestals)

Prices for Steps 1-2.

73-1516-PT	\$21
73-1816-PT	\$24

Drawer Divider for Box Drawer, Meridian® Pedestal 73-15
73-18




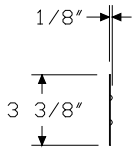
Meridian® Vertical File Accessories

Product Information

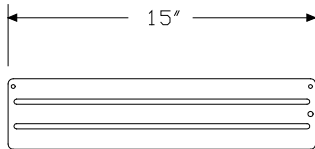
Description
This adjustable divider is used in a box drawer. The 12"-wide divider fits in a 15"-wide box drawer; the 15"-wide divider fits in an 18"-wide box drawer. Finish is black umber.

Notes
Drawer divider cannot be used in Tu® pedestals or Quadrant® pedestals. For 5000 Series furniture, drawer divider can be used in standard-, bevel-, or contour-pull pedestals.

Dimensions



For 15" Wide Drawer



For 18" Wide Drawer

Specification Information

Step 1.
73-

Step 2. Width

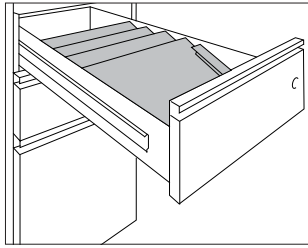
- 1567-D** for 15"-wide drawer (for Meridian® pedestals and 5000 Series furniture)
- 1867-D** for 18"-wide drawer (for Meridian® pedestals)

Prices for Steps 1-2.

73-1567-D	\$15
73-1867-D	\$18

Stationery Tray for Box Drawer, Meridian® Pedestal

73-70



Product Information

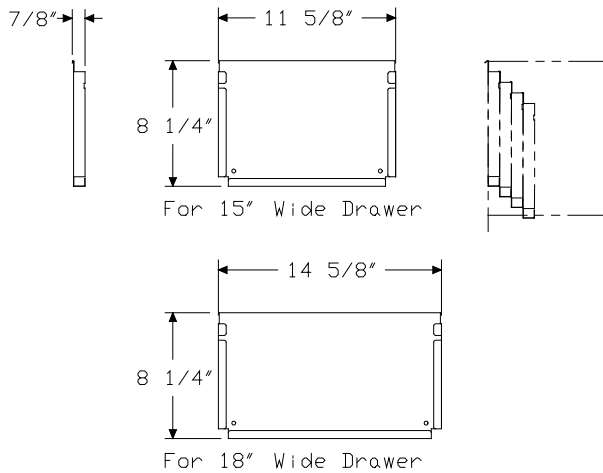
Description

This sectioned tray stores envelopes, stationery, and forms in a box drawer. The 12"-wide tray fits in a 15"-wide box drawer; the 15"-wide tray fits in an 18"-wide box drawer. Finish is black umber.

Notes

Stationery tray cannot be used in Tu® pedestals or Quadrant® pedestals. For 5000 Series furniture, stationery tray can be used in standard-, bevel-, or contour-pull pedestals.

Dimensions



Specification Information

Step 1.

73-7082-

Step 2. Width

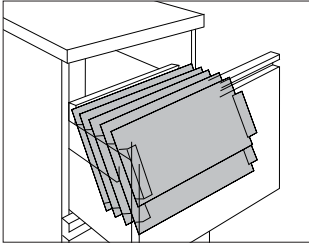
SST for 15"-wide drawer (for Meridian® pedestals and 5000 Series furniture)

SST-SP for 18"-wide drawer (for Meridian® pedestals)

Prices for Steps 1-2.

73-7082- SST	\$107
SST-SP	\$119

File Drawer Organizer, Meridian® 73-98
Pedestal



Meridian® Vertical File Accessories

Product Information

Description

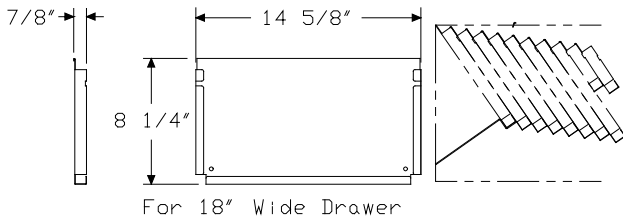
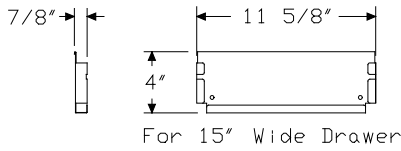
This sectioned organizer stores letter-size stationery and papers in a file drawer. The 12"-wide organizer fits in a 15"-wide file drawer; the 15"-wide organizer fits in an 18"-wide file drawer. Finish is black umber.

Notes

File drawer organizer cannot be used in Tu® pedestals or Quadrant® pedestals.

For 5000 Series furniture, file drawer organizer can be used in standard-, bevel-, or contour-pull pedestals.

Dimensions



Specification Information

Step 1.

73-9874-

Step 2. Width

FDO for 15"-wide drawer (for Meridian® pedestals and 5000 Series furniture)

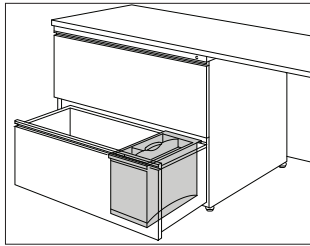
FDO-SP for 18"-wide drawer (for Meridian® pedestals)

Prices for Steps 1-2.

73-9874-	FDO	\$189
	FDO-SP	\$227

File Drawer Organizer

LG901

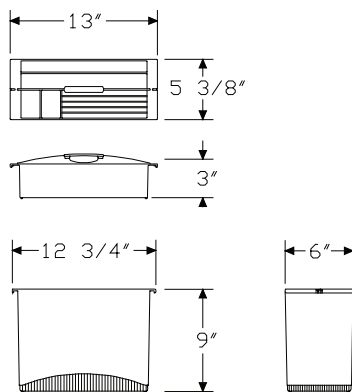


Product Information

Description

This 2-sectioned organizer fits into any file drawer arranged for letter-size filing. The removable top section stores computer disks and other small items. The bottom section stores larger items or can be divided into 3 compartments; it includes 2 vertical dividers. Finish is black umber.

Dimensions



Specification Information

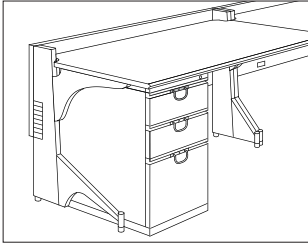
Step 1.

LG901

\$77

EnhancedAccess™ Pull

EAP-L

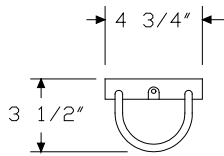


Meridian® Vertical File Accessories

Product Information

Description
 This plastic loop-style pull slides into the standard pull or Tu® W-pull on a pedestal or lateral file drawer. It makes the drawer easier to open. Package contains 1 pull and attachment hardware.

Dimensions



Specification Information

Step 1.

EAP-

Step 2. Pull Style

L loop

Prices for Steps 1-2.

EAP-L \$54

Step 3. Finish

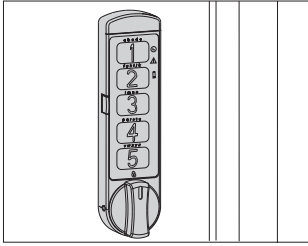
BU black umber +\$0

HF inner tone light +\$0

MT medium tone +\$0

Keyless Lock

MKL-H
 MKL-V
 MKS-H
 MKS-V



Product Information

Description

This keyless lock replaces an existing cam lock and is available in 2 mode options. Locker mode allows for a temporary code to be entered for each use, and station mode allows for repeated use with the same code. Multiple orientation options allow the keyless lock to be used with a variety of products.

Notes

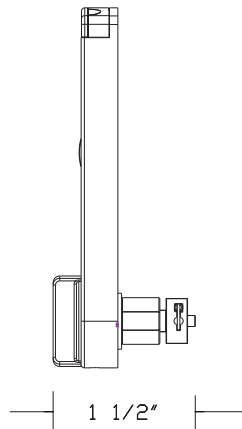
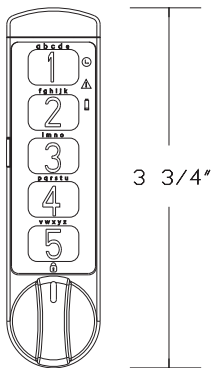
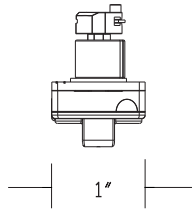
Replacement battery is a 3-volt lithium CR2032 battery.

Actual lock dimensions are 3.86"W x 1.00"H x 0.39"D.

Order the following products separately:

- Control key fob (MKL-CKF)
- User key fob (MKL-UKF)

Dimensions



Specification Information

Step 1.

MK

Step 2. Mode

L- locker mode

S- station mode

Step 3. Orientation

HL horizontal, keypad facing left

HR horizontal, keypad facing right

VU vertical, keypad facing up

VD vertical, keypad facing down

Prices for Steps 1-3.

MKL-HL	\$197
MKL-HR	\$197
MKL-VU	\$197
MKL-VD	\$197
MKS-HL	\$197
MKS-HR	\$197
MKS-VU	\$197
MKS-VD	\$197

Step 4. Finish

OI silver <input type="checkbox"/>	+\$0
BK black <input type="checkbox"/>	+\$0

Keyless Lock, Control Key Fob

MKL-C



Product Information

Description

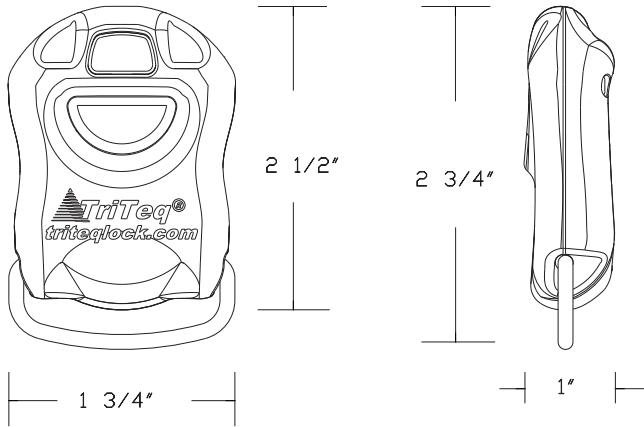
This key fob opens the keyless lock without using the numeric keypad.

Notes

Order the following products separately:

- Keyless lock (MK)
- User key fob (MKL-UKF)

Dimensions



Specification Information

Step 1.

MKL-CKF A

\$167

Keyless Lock, User Key Fob

MKL-U



Product Information

Description

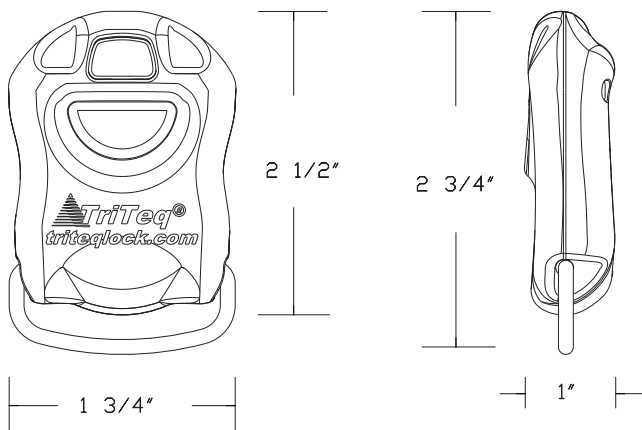
This key fob opens the keyless lock without using the numeric keypad.

Notes

Order the following products separately:

- Keyless lock (MK)
- Control key fob (MKL-CKF)

Dimensions



Specification Information

Step 1.

MKL-UKF A

\$167

Index by Product Name

Meridian® Vertical Files	
Bevel-Pull Vertical File	page(s) 10
Drawer Divider for Box Drawer, Meridian® Pedestal	16
EnhancedAccess™ Pull	20
File Drawer Organizer	19
File Drawer Organizer, Meridian® Pedestal	18
Keyless Lock	21
Keyless Lock, Control Key Fob	22
Keyless Lock, User Key Fob	23
Pencil Tray for Box Drawer, Meridian® Pedestal	15
Standard-Pull Vertical File	5
Stationery Tray for Box Drawer, Meridian® Pedestal	17



Index by Product Number



34-15	Bevel-Pull Vertical File	page(s) 10
34-18		
36-15	Standard-Pull Vertical File	5
36-18		
73-15	Drawer Divider for Box Drawer, Meridian® Pedestal	16
73-15	Pencil Tray for Box Drawer, Meridian® Pedestal	15
73-18	Drawer Divider for Box Drawer, Meridian® Pedestal	16
73-18	Pencil Tray for Box Drawer, Meridian® Pedestal	15
73-70	Stationery Tray for Box Drawer, Meridian® Pedestal	17
73-98	File Drawer Organizer, Meridian® Pedestal	18
EAP-L	EnhancedAccess™ Pull	20
LG901	File Drawer Organizer	19
MKL-C	Keyless Lock, Control Key Fob	22
MKL-H	Keyless Lock	21
MKL-U	Keyless Lock, User Key Fob	23
MKL-V	Keyless Lock	21
MKS-H		
MKS-V		



20-Day or Less/Assigned Lead-Time Order Information

20-Day or Less and Assigned Lead-Time Programs

20-day or less and assigned lead-time products are designed for established Herman Miller dealers with pre-approved credit.

Products are distributed from multiple manufacturing facilities across the United States. All products and options not designated by an Assigned Lead-Time icon  will ship in 20 business days or less after being acknowledged by Herman Miller. Products and options designated by an  are on the assigned lead-time program and will ship in 20 days, less than 20 days, or more than 20 days from order acknowledgement.

Ordering Procedure

Please place orders through Order Manager. If this is not available to you, place orders through mail or fax. Verbal purchase orders will not be accepted.

Order Entry fax number for Passage®, 5000 Series, and Meridian® Filing and Storage: (616) 846 9236.

Order Entry fax number for all other products:
(616) 654 3085.

For more information, contact your Customer Care representative at:
(866) 854 3048 EXT 3400.

Shipments and Delivery

Per Herman Miller Terms and Conditions.

Changes and Cancellation

Per Herman Miller Terms and Conditions.



Keyed-Alike Information

Keyed-Alike Locks

All components with locks may be specified keyed alike. Products with keyed-alike locks will be shipped with lock chassis installed.

Installation of lock cylinders will be on-site according to instructions provided. Herman Miller, Inc., will not be responsible for lock cylinder installation.

When specifying product keyed-alike, include separate lines on your order for the lock cylinders.

For Action Office®, Ethospace®, Passage®, Quadrant®, Resolve®, and Supplemental products, list cylinder part number and key number (232092-XXX); select a key number (or numbers) between 226 and 427, excluding numbers 408 and 412.

The following products require a different lock cylinder part number. Specify UKY001-XXX for these products only; select a key number (or numbers) between 226 and 427, excluding numbers 408 and 412.

- A3013.
- A3053.
- G5180.
- G5181.
- G5280.

The keys provided in 232092-XXX and UKY001-XXX kits work with either cylinder type, provided the key numbers match.

For Tu® Storage, Canvas Office Landscape®, 5000 Series, and Meridian® Storage, see the following charts.

Keyed-alike locks are field installed.

To order keyed-alike locks for Action Office® Series 1 and 2 door panels, please contact Customer Care.

A master key can be used to open any lock on an attached or freestanding component. In addition, a removal key or lock change tool is required to remove lock plugs. Customers interested in ordering master keys, removal keys, or lock change tools should contact Customer Care.

For Canvas overhead and lower storage units, specify as follows:

Specification Code	Part Number	Color	Lock Series
KA	1B2JK7-XXX ¹	chrome	UM series 226-427

For Canvas Metal Storage, Meridian Storage, Tu Storage, and 5000 Series desk components with pedestals, specify as follows:

Specification Code	Key Number	Color	Lock Series
KA	232092-XXX ¹	black	UM series 226-427
KA	1B2JK7-XXX ¹	chrome	UM series 226-427

For 5000 Series flipper door unit with bezel or credenza storage cabinet with bezel, specify as follows:

Specification Code	Key Number	Color	Lock Series
KA	232092-XXX ¹	black	UM series 226-427

Key Number:

XXX¹ = a key number between 226 and 427 (excluding 408 and 412)

Stain-to-Match Program

Stain-to-Match Program

Program Overview

The Stain-to-Match program gives you the option of using veneer finishes that are not listed in the standard offering. The program allows Herman Miller to match a customer's existing recut or natural veneer, or create a new finish that is unique to an installation.

Specific information on approval, ordering, pricing, and warranty for the Stain-to-Match program is listed below. Questions and requests for assistance may be directed to Herman Miller Options at:

(800) 654 3910

Stain-to-Match Process

1. Fill out the Options Stain-to-Match Request Form and send along with a color sample (2" x 3" minimum) to the Herman Miller Options Applications Team at the address provided on the form. The form can be found on Omni.
2. Within 7-10 working days, Herman Miller Options will send a sample of the color-matched stain on Herman Miller veneer to the requester for the customer's signed approval.
3. If the sample meets the customer's approval, sign the reverse side of the sample, scan and email the approval to:
options@hermanmiller.com.
4. After the stain has been approved, a formal quotation with special number and pricing can be provided, or the product can be specified through the Vary Easy program, if available. Work with the Options team on final product needs and how to specify.
5. A purchase order can then be placed.

Stain-to-Match Warranty

Herman Miller warrants its products to be free from defects in craftsmanship from the date of delivery for the applicable warranty period. Herman Miller is responsible for the physical properties of the veneers available through the Stain-to-Match program, which include:

- STA: Stain-to-Match on Recut Ash
- STB: Stain-to-Match on Beech
- STC: Stain-to-Match on Cherry
- STD: Stain-to-Match on Oak
- STK: Stain-to-Match on Reltech Anigre (Geiger)
- STM: Stain-to-Match on Recut Mahogany
- STP: Stain-to-Match on Maple
- STU: Stain-to-Match on Walnut (Geiger)

See your specification tool for product specific finish offering limitations.

For more information about our products and services or to see a list of dealers, please visit us at HermanMiller.com or call (800) 851 1196.

© 2017 Herman Miller, Inc., Zeeland, Michigan

® **HermanMiller**, 3D Intelligent, AO, Action Office, Aeron, ArcSpan, Aside, Avall, Avive, Bubble Lamps, Canvas Office Landscape, Caper, Celle, Co/Struc, Daisyone, Distil, Eames, Eco-Dematerialized, Embody, Envelop, Equa 2, Ergon 3, Ethospace, Exclave, Fine-Tune, FlexFront, Flo, Formcoat, Formwork, Ground Cloth, Herman Miller for the Home, Herman Miller for Healthcare, Intersect, Kinemat, Lapjack, Layout Studio, Lifework, Limerick, Live Unframed, Living Office, Locale, Maharam, Meridian, Mirra, Passage, Pellicle, Perspectives, PostureFit, Public Office Landscape, Resolve, Rodney, Sayl, Setu, Thrive, Tu, Wishbone, and Y-Tower are among the registered trademarks of Herman Miller, Inc., and its owned subsidiaries.

™ 8Z Pellicle, About Face, AireWeave, Albert, Backfit, Bubbletack, Burdick Group, Butterfly Back, Celeste, Cellular Suspension, Clam, Compass, Connect, Cubert, DOT, Duracare, Durawrap, Eames Soft Pad, EnhancedAccess, Everywhere, Flex-Edge, Flute, Harmonic, Herman Miller Select, Hopsak 2, Intent, Iota, Jaw, Keyless Entry, Keyn Chair Group by Herman Miller, Latitude, Locale, Logic Mini, Logic Power Access Solutions, Live OS, Loop, Lyris, Lyris 2, Made-to-Measure Storage, Metaform Portfolio, Motia, Multiscrim, Nelson, Pari, Pixelated Support, Plex, PostureFit SL, Q, Renew, Sense, Soft Pad, Stackable, Stackable Storage, Striad, Swoop, Tone, TriFlex, Twist, Ubi, and Wireframe are among the trademarks of Herman Miller, Inc., and its owned subsidiaries.

SM Herman Miller Options is among the service marks of Herman Miller, Inc.

Alexander Girard® is a registered trademark of The Alexander Girard Estate.

Chemsur® is a registered trademark of Wilsonart International.

Corian® is a registered trademark of E. I. du Pont de Nemours and Company Corporation.

Crypton® is a registered trademark of Crypton, Inc.

DACRON® is a registered trademark of INVISTA S.a r.l.

Edelman® Leather is a registered trademark of Edelman Leather, Inc.

FENIX NTM® is a registered trademark of Arpa Industriale S.p.A.

FLEXNET™ is a trademark of Milliken & Company.

Floor Saver Glide® is a registered trademark of Carpin Manufacturing, Inc.

Geiger® is a registered trademark, and Bumper™, Saiba™, and Ward Bennett™ are trademarks, of Geiger International.

Goetz™ is a trademark of Mark W. Goetz.

Hang-It-All® is a registered trademark of Lucia Eames Demetrios, d.b.a. Eames Office.

Holophane® is a registered trademark of Holophane.

Ingeo™ is a trademark of Cargill Dow LLC.

iPad® is a registered trademark of Apple, Inc.

LifeSize® is a registered trademark of LifeSize Communications, Inc.

Magis®, Bombo®, and Me Too® are registered trademarks of Magis S.p.A.

Microsoft® and Natural® Keyboard are registered trademarks of Microsoft Corporation.

Noguchi® and the Noguchi table configuration (trade dress) are registered trademarks, and Rudder Table™ is a trademark, of The Isamu Noguchi Foundation and Garden Museum.

Place Textiles® is a registered trademark of Place Textiles.

SuperSeat™ is a trademark of Dahti Seating, a division of ITW.