



Prices effective February 6, 2017

Published August 2017

Meridian® Pedestals

Introduction	page 2
Meridian® Pedestals	3
Pedestals	5
Standard Pull	5
Arc Pull	16
Bar Pull	26
Bevel Pull	36
Ellipse Pull	47
Sloped Pull	55
Pedestal Cushion Tops	65
Accessories	67
Keyless Locks	73
Indices	77
By Name	77
By Number	79
Appendices	
20-Day or Less/Assigned Lead-Time Order Information	
Keyed-Alike Information	
Vary Easy Program	
Stain-to-Match Program	
Customer's Own Material/Customer's Own Leather Order Information-Cushion Tops	
Proprietary Textiles Application Chart-Seating	
Proprietary Textile Colors-Seating	
Maharam® Application Chart-Seating	
Maharam Colors-Seating	
For the latest materials information, refer to the Materials pages on HermanMiller.com.	

Introduction

A Note on the Organization of This Book

There are a few signals that will help you understand the organization of this book. Once you know them, you should be able to find your way around easily.

Like a newspaper, this book is formatted with columns of text and illustrations that run vertically.

Information wraps from one column to the next and continues for as many pages as it needs to.

Black bars are clues.

A black bar at the top of a page signals the start of information about a product.

This information is divided into two sections, each signaled by a black bar. Product Information includes a description, additional notes, and dimensional drawings. Specification Information, which always begins at the top of a column, includes a series of steps. Each step represents a decision you need to make in order to complete your product number. Steps must be followed sequentially. The number of pages needed to complete information on a product varies; some will be complete in one page; others may fill three or four pages. Just continue going through the steps until you run into the next product, signaled by the black bar at the top of the page.

Black tabs running along the outside edge of the page help you locate what section you are in or what section you want to go to. You can thumb forwards or backwards to find a section; tabs and text appear on both sides of the page.

The additional pages in the back of the book include the appendices and indices. They are signaled by a long black bar running along the outside edge of the page.

The index is presented two ways.

The first index is in alphabetical order by product name. It can be helpful if you are new to the products and numbering scheme or if you are looking for a type of product, such as work chair or round table.

The second index is by product number. It lists, in alphanumeric order, the base product number, typically a five-digit number.

General Information

This book is effective February 6, 2017, subject to change without notice. Products may be purchased from authorized Herman Miller dealers who will quote prices upon request. For more information about our products and services or to see a list of dealers, visit www.HermanMiller.com.


All prices are list prices. Additional services, such as planning services, design, storage, and installation, are not included and must be added to these prices when the additional services are requested.


Illustrations, specifications, and prices are based on the latest information at the time of publication. The right is reserved to make changes at any time without notice in prices, fabrics, finishes, materials, specifications, and models, and also to discontinue models and finishes.

Dimensions shown in the drawings are engineering drawing dimensions rounded up to the nearest $\frac{1}{8}$ ". Product is shipped set up or knocked down. Products that include "Shipped knocked down" in the description require some assembly. If this statement does not appear in the description, the product is shipped assembled.

Service problems are normally handled by a Herman Miller authorized dealer. Where this cannot be accomplished on a local level, service problems should be referred to the Customer Care Representative for your region, Herman Miller, Inc., Zeeland, Michigan 49464.

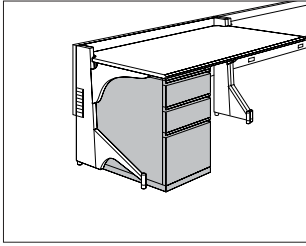
20-Day or Less/Assigned Lead-Time Shipments

All products and options in this price book not designated by an Assigned Program icon  will ship in **20 business days or less** after being acknowledged by Herman Miller.

Products and options designated by an  are on the assigned lead-time program and may ship in 20 days, less than 20 days, or more than 20 days from order acknowledgement.

Standard-Pull Freestanding Pedestal

F16-1



Product Information

Description

This 15" or 18"-wide freestanding pedestal has standard pulls and smooth or textured steel. It has no top or a metal, laminate, or veneer top. 5 base heights are available; all bases include adjustable glides. Actual pedestal depths are 17⁷/₈", 21⁷/₈", or 27⁷/₈". The pedestal is available in a variety of drawer configurations. File drawers include a file compressor; box drawers include an adjustable drawer divider.

Notes

For additional stability, specify counterweight option (CB).

Stacking pedestals is not recommended.

When Ethospace® pedestal top (TE3) is required on pedestal configurations FF, BBF, PPBF, and BBBB, the 1¹/₂"-high base (B2) is recommended.

Order optional accessories for 15"-wide pedestal separately:

- Drawer divider (73-1567-D)
- File drawer organizer (73-9874-FDO)
- File drawer organizer (LG901)
- Pencil tray (73-1516-PT)
- Stationery tray (73-7082-SST)

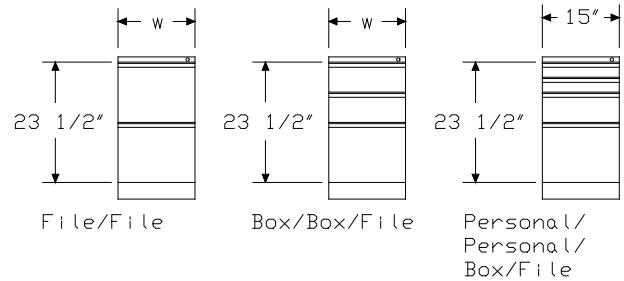
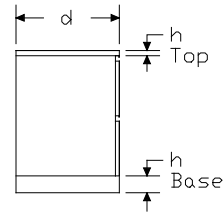
Order optional accessories for 18"-wide pedestal separately:

- Drawer divider (73-1867-D)
- File drawer organizer (LG901)
- Pencil tray (73-1816-PT)
- Stationery tray (73-7082-SST-SP)

No lock option (NL) can only be specified on pedestals with no top option (NT), laminate top option (TL), or veneer top option (TV1).

For keyed-alike locks, order lock plugs separately. See Keyed-Alike Information in Appendices.

Dimensions



Standard-Pull Freestanding Pedestal *continued*

Specification Information					
Step 1.					
F16-					
Step 2. Width					
15	15" wide				
18	18" wide				
Step 3. Depth					
18-	18" deep				
22-	22" deep				
28-	28" deep				
Step 4. Configuration					
<i>For 15" wide (15)</i>					
FF	file/file				
BBF	box/box/file				
PPBF	personal/personal/box/file				
BBBB	box/box/box/box				
<i>For 18" wide (18)</i>					
FF	file/file				
BBF	box/box/file				
BBBB	box/box/box/box				
Prices for Steps 1-4.					
		FF	BBF	PPBF	BBBB
F16-15	18-	\$654	683	760	802
	22-	\$679	707	785	826
	28-	\$696	735	813	854
F16-18	18-	\$679	712	—	831
	22-	\$709	737	—	856
	28-	\$735	763	—	881
Step 5. Paint/Steel Type					
SS	smooth paint on smooth steel				+\$0
TS	smooth paint on textured steel				+\$20
XS	textured paint on smooth steel				+\$0

Step 6. Surface Finish		
Nonmetallic Paint		
<i>For smooth paint on smooth steel (SS) or smooth paint on textured steel (TS)</i>		
8Q	folkstone grey	+\$0
98	studio white	+\$0
91	white	+\$0
9J	sparrow	+\$0
BU	black umber	+\$0
G2	graphite satin	+\$0
HF	inner tone light	+\$0
HT	inner tone	+\$0
LT	light tone	+\$0
LU	soft white	+\$0
MT	medium tone	+\$0
SG	slate grey	+\$0
WA	wheat	+\$0
WL	sandstone	+\$0
Metallic Paint		
<i>For smooth paint on smooth steel (SS) or smooth paint on textured steel (TS)</i>		
1209	platinum	+\$40
1210	hematite	+\$40
1212	bronzite	+\$40
CN	metallic champagne	+\$40
EH	metallic bronze	+\$40
MS	metallic silver	+\$40
Bright Sand Texture Paint		
<i>For textured paint on smooth steel (XS)</i>		
91	white	+\$0
CL	cool grey neutral	+\$0
G1	graphite	+\$0
WN	warm grey neutral	+\$0

Standard-Pull Freestanding Pedestal *continued*

Step 7. Top

Ethospace® Pedestal Top (TE3) available only on 15"-wide, 22"- or 28"-deep pedestals.

NT	no top	+\$0
T1	1"-high painted metal top with squared edge	+\$0
T2	1 1/4"-high painted metal top with squared edge	+\$0
T3	1 1/4"-high painted metal top with radius edge	+\$48
TL	1 1/4"-high laminate top with thermoplastic edge	+\$63
TR	1 1/4"-high recut veneer top A	+\$112
TF	1 1/4"-high wood veneer top A	+\$136
TV1	1 1/8"-high wood veneer top and wood composite edge with oversail front A	+\$232

For 15" wide (15) with 22" deep (22-), or 28" deep (28-)

NT	no top	+\$0
T1	1"-high painted metal top with squared edge	+\$0
T2	1 1/4"-high painted metal top with squared edge	+\$0
TE3	Ethospace® pedestal top	+\$46
T3	1 1/4"-high painted metal top with radius edge	+\$48
TL	1 1/4"-high laminate top with thermoplastic edge	+\$63
TR	1 1/4"-high recut veneer top A	+\$112
TF	1 1/4"-high wood veneer top A	+\$136
TV1	1 1/8"-high wood veneer top and wood composite edge with oversail front A	+\$232

Step 8. Lock

For no top (NT), 1 1/4"-high laminate top with thermoplastic edge (TL) AND 1 1/8"-high wood veneer top and wood composite edge with oversail front (TV1)

NL	no lock	-\$30
-----------	---------	-------

For 1"-high painted metal top with squared edge (T1), 1 1/4"-high painted metal top with squared edge (T2), 1 1/4"-high painted metal top with radius edge (T3), Ethospace® pedestal top (TE3), 1 1/4"-high recut veneer top (TR) AND 1 1/4"-high wood veneer top (TF)

KA	keyed alike	+\$0
KC	keyed differently, chrome	+\$0
KD	keyed differently, black	+\$0

Step 9.

Top Finish: Solid-Color Laminate

For 1 1/4"-high laminate top with thermoplastic edge (TL)

8Q	folkstone grey	+\$0
91	white	+\$0
98	studio white	+\$0
CL	cool grey neutral	+\$0
HF	inner tone light	+\$0
HT	inner tone	+\$0
LT	light tone	+\$0
LU	soft white	+\$0
WL	sandstone	+\$0
WN	warm grey neutral	+\$0

Top Finish: Linen Laminate

For 1 1/4"-high laminate top with thermoplastic edge (TL)

LBM	crisp linen	+\$0
LBN	classic linen	+\$0
LBP	casual linen	+\$0

Top Finish: Mesh Laminate

For 1 1/4"-high laminate top with thermoplastic edge (TL)

LBK	pewter mesh	+\$0
LBL	steel mesh	+\$0

Top Finish: Twill Laminate

For 1 1/4"-high laminate top with thermoplastic edge (TL)

LBF	neutral twill	+\$0
LBG	sarum twill	+\$0
LBH	earthen twill	+\$0
LBJ	graphite twill	+\$0
LBQ	white twill	+\$0

Standard-Pull Freestanding Pedestal *continued*

Top Finish: Wood-Grain Laminate		
<i>For 1¹/₄"-high laminate top with thermoplastic edge (TL)</i>		
HM	natural maple	+\$0
HP	light anigre	+\$0
LA	light ash	+\$0
LBA	clear on ash	+\$0
LBB	oak on ash	+\$0
LBC	walnut on ash	+\$0
LBD	dark brown walnut	+\$0
LBE	medium red walnut	+\$0
LM	mahogany	+\$0
76	light brown walnut	+\$0
HX	aged cherry	+\$0
HY	walnut on cherry	+\$0

Top Finish: Zephyr Laminate		
<i>For 1¹/₄"-high laminate top with thermoplastic edge (TL)</i>		
28	canyon	+\$0
29	misted	+\$0

Veneer Top Finish: Recut Veneer		
<i>For 1¹/₄"-high recut veneer top (TR)</i>		
RA	light ash A	+\$0
RK	mahogany dark A	+\$0
RM	mahogany A	+\$0

Veneer Top Finish: Wood Veneer		
<i>For 1¹/₄"-high wood veneer top (TF)</i>		
2U	light brown walnut A	+\$20
40	dark brown walnut A	+\$20
ED	aged cherry A	+\$20
EK	medium red walnut A	+\$20
ET	clear on ash A	+\$20
EU	oak on ash A	+\$20
EV	walnut on ash A	+\$20
UL	natural maple A	+\$20
UX	walnut on cherry A	+\$20

Veneer Top Finish: Wood Veneer		
<i>For 1¹/₈"-high wood veneer top and wood composite edge with oversail front (TV₁)</i>		
40	dark brown walnut A	+\$20
ED	aged cherry A	+\$20
EK	medium red walnut A	+\$20
ET	clear on ash A	+\$20
EU	oak on ash A	+\$20
EV	walnut on ash A	+\$20
UL	natural maple A	+\$20
UX	walnut on cherry A	+\$20

Step 10. Edge Finish		
<i>For 1¹/₄"-high laminate top with thermoplastic edge (TL)</i>		
28	canyon	+\$0
29	misted	+\$0
76	light brown walnut	+\$0
8Q	folkstone grey	+\$0
91	white	+\$0
98	studio white	+\$0
BU	black umber	+\$0
CL	cool grey neutral	+\$0
G2	graphite satin	+\$0
HF	inner tone light	+\$0
HM	natural maple	+\$0
HP	light anigre	+\$0
HT	inner tone	+\$0
HX	aged cherry	+\$0
HY	walnut on cherry	+\$0
LA	light ash	+\$0
LBA	clear on ash	+\$0
LBB	oak on ash	+\$0
LBC	walnut on ash	+\$0
LBD	dark brown walnut	+\$0
LBE	medium red walnut	+\$0
LBK	pewter mesh	+\$0
LBL	steel mesh	+\$0
LBM	crisp linen	+\$0
LBN	classic linen	+\$0
LBP	casual linen	+\$0
LBF	neutral twill	+\$0
LBG	sarum twill	+\$0
LBH	earthen twill	+\$0
LBJ	graphite twill	+\$0
LBQ	white twill	+\$0
LM	mahogany	+\$0
LU	soft white	+\$0

Standard-Pull Freestanding Pedestal *continued*

MT	medium tone	+\$0
SG	slate grey	+\$0
WA	wheat	+\$0
WL	sandstone	+\$0
WN	warm grey neutral	+\$0

Step 11. Base Height

B1	1"-high base	+\$0
B2	1½"-high base	+\$0
B3	2¼"-high base	+\$0
B4	3¼"-high base	+\$0
BA	1"-high recessed base	+\$32
BB	1½"-high recessed base	+\$32
BC	2¼"-high recessed base	+\$32
BD	3¼"-high recessed base	+\$32
B5	4¼"-high base	+\$32

Step 12. Counterweight

NO	no counterweight	+\$0
CB	counterweight	+\$88

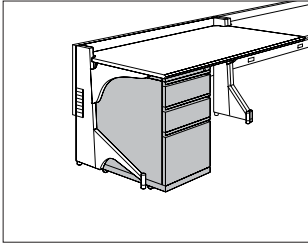
Step 13. Compressor

For file/file (FF)

DC	hanging rail, no compressor	-\$24
C	standard compressor	+\$0

For box/box/file (BBF) or personal/personal/box/file (PPBF)

DC	hanging rail, no compressor	-\$12
C	standard compressor	+\$0



Product Information

Description

This 15"- or 18"-wide mobile pedestal has standard pulls and smooth or textured steel. It has no top or a metal, laminate, or veneer top. The pedestal has a 2 1/2"-high base with casters and counterweights. Actual pedestal depths are 17 7/8", 21 7/8", or 27 7/8". The pedestal is available in a variety of drawer configurations. File drawers include a file compressor; box drawers include an adjustable drawer divider. The pedestal with squared-edge metal top is available with a hand grip; the 22"- and 28"-deep pedestals with squared-edge metal tops are available with transit handles.

Notes

Order optional accessories for 15"-wide pedestal separately:

- Drawer divider (73-1567-D)
- File drawer organizer (73-9874-FDO)
- File drawer organizer (LG901)
- Pencil tray (73-1516-PT)
- Stationery tray (73-7082-SST)

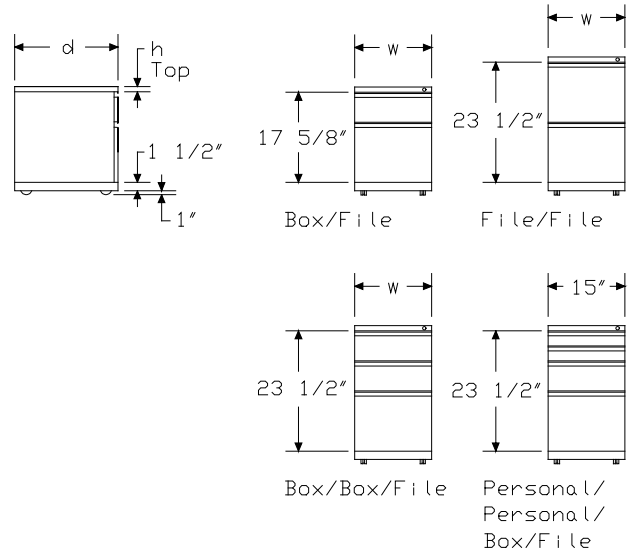
Order optional accessories for 18"-wide pedestal separately:

- Drawer divider (73-1867-D)
- File drawer organizer (LG901)
- Pencil tray (73-1816-PT)
- Stationery tray (73-7082-SST-SP)

No lock option (NL) can only be specified on pedestals with no top option (NT), laminate top option (TL), or veneer top option (TV1).

For keyed-alike locks, order lock plugs separately. See Keyed-Alike Information in Appendices.

Dimensions



Standard-Pull Mobile Pedestal

continued

Specification Information

Step 1.

M16-

Step 2. Width

15	15" wide
18	18" wide

Step 3. Depth

18-	18" deep
22-	22" deep
28-	28" deep

Step 4. Configuration

For 15" wide (15)

BF	box/file
FF	file/file
BBF	box/box/file
PPBF	personal/personal/box/file
BBB	box/box/box
BBBB	box/box/box/box

For 18" wide (18)

BF	box/file
FF	file/file
BBF	box/box/file
BBB	box/box/box
BBBB	box/box/box/box

Prices for Steps 1-4.

	BF	FF	BBF	PPBF	BBB	BBBB
M16-15 18-	\$696	798	827	903	810	945
22-	\$713	820	851	929	831	967
28-	\$739	857	877	958	856	995
M16-18 18-	\$711	822	856	—	830	976
22-	\$729	852	879	—	846	998
28-	\$752	877	905	—	872	1024

Step 5. Paint/Steel Type

SS	smooth paint on smooth steel	+\$0
TS	smooth paint on textured steel	+\$20
XS	textured paint on smooth steel	+\$0

Step 6. Surface Finish

Nonmetallic Paint

For smooth paint on smooth steel (SS) or smooth paint on textured steel (TS)

8Q	folkstone grey	+\$0
91	white	+\$0
98	studio white	+\$0
9J	sparrow	+\$0
BU	black umber	+\$0
G2	graphite satin	+\$0
HF	inner tone light	+\$0
HT	inner tone	+\$0
LT	light tone	+\$0
LU	soft white	+\$0
MT	medium tone	+\$0
SG	slate grey	+\$0
WA	wheat	+\$0
WL	sandstone	+\$0

Metallic Paint

For smooth paint on smooth steel (SS) or smooth paint on textured steel (TS)

1209	platinum	+\$40
1210	hematite	+\$40
1212	bronzite	+\$40
CN	metallic champagne	+\$40
EH	metallic bronze	+\$40
MS	metallic silver	+\$40

Bright Sand Texture Paint

For textured paint on smooth steel (XS)

91	white	+\$0
CL	cool grey neutral	+\$0
G1	graphite	+\$0
WN	warm grey neutral	+\$0

Standard-Pull Mobile Pedestal

continued

Meridian® Pedestals

Step 7. Top		
NT	no top	+\$0
T1	1"-high painted metal top with squared edge	+\$0
T2	1 1/4"-high painted metal top with squared edge	+\$0
T3	1 1/4"-high painted metal top with radius edge	+\$48
TL	1 1/4"-high laminate top with thermoplastic edge	+\$63
TR	1 1/4"-high recut veneer top <input type="checkbox"/> A	+\$112
TF	1 1/4"-high wood veneer top <input type="checkbox"/> A	+\$136
TV1	1 1/8"-high wood veneer top and wood composite edge with oversail front <input type="checkbox"/> A	+\$232

Step 8. Lock		
<i>For no top (NT) or 1 1/4"-high laminate top with thermoplastic edge (TL), or 1 1/8"-high wood veneer top and wood composite edge with oversail front (TV1)</i>		
NL	no lock	-\$30

<i>For 1"-high painted metal top with squared edge (T1), 1 1/4"-high painted metal top with squared edge (T2), 1 1/4"-high painted metal top with radius edge (T3), 1 1/4"-high recut veneer top (TR) AND 1 1/4"-high wood veneer top (TF)</i>		
KA	keyed alike	+\$0
KC	keyed differently, chrome	+\$0
KD	keyed differently, black	+\$0

Step 9.		
Veneer Top Finish: Wood Veneer		
<i>For 1 1/4"-high wood veneer top (TF)</i>		
2U	light brown walnut <input type="checkbox"/> A	+\$20
40	dark brown walnut <input type="checkbox"/> A	+\$20
ED	aged cherry <input type="checkbox"/> A	+\$20
EK	medium red walnut <input type="checkbox"/> A	+\$20
ET	clear on ash <input type="checkbox"/> A	+\$20
EU	oak on ash <input type="checkbox"/> A	+\$20
EV	walnut on ash <input type="checkbox"/> A	+\$20
UL	natural maple <input type="checkbox"/> A	+\$20
UX	walnut on cherry <input type="checkbox"/> A	+\$20

Veneer Top Finish: Wood Veneer		
<i>For 1 1/8"-high wood veneer top and wood composite edge with oversail front (TV1)</i>		
40	dark brown walnut <input type="checkbox"/> A	+\$20
ED	aged cherry <input type="checkbox"/> A	+\$20
EK	medium red walnut <input type="checkbox"/> A	+\$20
ET	clear on ash <input type="checkbox"/> A	+\$20
EU	oak on ash <input type="checkbox"/> A	+\$20
EV	walnut on ash <input type="checkbox"/> A	+\$20
UL	natural maple <input type="checkbox"/> A	+\$20
UX	walnut on cherry <input type="checkbox"/> A	+\$20

Veneer Top Finish: Recut Veneer		
<i>For 1 1/4"-high recut veneer top (TR)</i>		
RA	light ash <input type="checkbox"/> A	+\$0
RK	mahogany dark <input type="checkbox"/> A	+\$0
RM	mahogany <input type="checkbox"/> A	+\$0

Top Finish: Solid-Color Laminate		
<i>For 1 1/4"-high laminate top with thermoplastic edge (TL)</i>		
8Q	folkstone grey	+\$0
91	white	+\$0
98	studio white	+\$0
CL	cool grey neutral	+\$0
HF	inner tone light	+\$0
HT	inner tone	+\$0
LT	light tone	+\$0
LU	soft white	+\$0
WL	sandstone	+\$0
WN	warm grey neutral	+\$0

Top Finish: Linen Laminate		
<i>For 1 1/4"-high laminate top with thermoplastic edge (TL)</i>		
LBM	crisp linen	+\$0
LBN	classic linen	+\$0
LBP	casual linen	+\$0

Top Finish: Mesh Laminate		
<i>For 1 1/4"-high laminate top with thermoplastic edge (TL)</i>		
LBK	pewter mesh	+\$0
LBL	steel mesh	+\$0

Standard-Pull Mobile Pedestal

continued

Top Finish: Twill Laminate		
<i>For 1 1/4"-high laminate top with thermoplastic edge (TL)</i>		
LBF	neutral twill	+\$0
LBG	sarum twill	+\$0
LBH	earthen twill	+\$0
LBJ	graphite twill	+\$0
LBQ	white twill	+\$0

Top Finish: Wood-Grain Laminate		
<i>For 1 1/4"-high laminate top with thermoplastic edge (TL)</i>		
HM	natural maple	+\$0
HP	light anigre	+\$0
LA	light ash	+\$0
LBA	clear on ash	+\$0
LBB	oak on ash	+\$0
LBC	walnut on ash	+\$0
LBD	dark brown walnut	+\$0
LBE	medium red walnut	+\$0
LM	mahogany	+\$0
76	light brown walnut	+\$0
HX	aged cherry	+\$0
HY	walnut on cherry	+\$0

Top Finish: Zephyr Laminate		
<i>For 1 1/4"-high laminate top with thermoplastic edge (TL)</i>		
28	canyon	+\$0
29	misted	+\$0

Step 10. Edge Finish		
<i>For 1 1/4"-high laminate top with thermoplastic edge (TL)</i>		
28	canyon	+\$0
29	misted	+\$0
76	light brown walnut	+\$0
8Q	folkstone grey	+\$0
91	white	+\$0
98	studio white	+\$0
BU	black umber	+\$0
CL	cool grey neutral	+\$0
G2	graphite satin	+\$0
HF	inner tone light	+\$0
HM	natural maple	+\$0
HP	light anigre	+\$0
HT	inner tone	+\$0
HX	aged cherry	+\$0
HY	walnut on cherry	+\$0
LA	light ash	+\$0
LBA	clear on ash	+\$0

LBB	oak on ash	+\$0
LBC	walnut on ash	+\$0
LBD	dark brown walnut	+\$0
LBE	medium red walnut	+\$0
LBK	pewter mesh	+\$0
LBL	steel mesh	+\$0
LBM	crisp linen	+\$0
LBN	classic linen	+\$0
LBP	casual linen	+\$0
LBF	neutral twill	+\$0
LBG	sarum twill	+\$0
LBH	earthen twill	+\$0
LBJ	graphite twill	+\$0
LBQ	white twill	+\$0
LM	mahogany	+\$0
LU	soft white	+\$0
MT	medium tone	+\$0
SG	slate grey	+\$0
WA	wheat	+\$0
WL	sandstone	+\$0
WN	warm grey neutral	+\$0

Step 11. Handle

For 18" deep (18-) with 1"-high painted metal top with squared edge (T1), or 1 1/4"-high painted metal top with squared edge (T2)

HN	no hand grip or transit handle	+\$0
H1	hand grip only	+\$48

For 22" deep (22-) or 28" deep (28-) with 1"-high painted metal top with squared edge (T1), or 1 1/4"-high painted metal top with squared edge (T2)

HN	no hand grip or transit handle	+\$0
H1	hand grip only	+\$48
H2	transit handle only	+\$95
H3	hand grip and transit handle	+\$142

Step 12. Compressor

For box/file (BF), box/box/file (BBF), or personal/personal/box/file (PPBF)

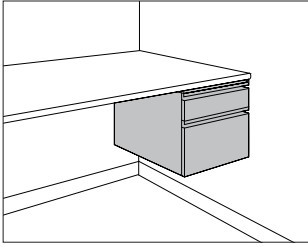
DC	hanging rail, no compressor	-\$12
C	standard compressor	+\$0

For file/file (FF)

DC	hanging rail, no compressor	-\$24
C	standard compressor	+\$0

Standard-Pull Suspended Pedestal

S16-1



Meridian® Pedestals

Product Information

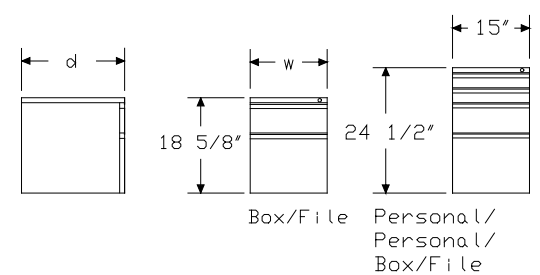
Description
 This 15"- or 18"-wide pedestal mounts under a work surface and has standard pulls and smooth or textured steel. It has a 1"-high suspension top with lock. 5 base heights are available. Mounting hardware is included.
 Actual pedestal depths are 17⁷/₈", 21⁷/₈", or 27⁷/₈". The pedestal is available in 2 drawer configurations. File drawers include a file compressor; box drawers include an adjustable drawer divider.

Notes

- Order optional accessories for 15"-wide pedestal separately:
- Drawer divider (73-1567-D)
 - File drawer organizer (73-9874-FDO)
 - File drawer organizer (LG901)
 - Pencil tray (73-1516-PT)
 - Stationery tray (73-7082-SST)
- Order optional accessories for 18"-wide pedestal separately:
- Drawer divider (73-1867-D)
 - File drawer organizer (LG901)
 - Pencil tray (73-1816-PT)
 - Stationery tray (73-7082-SST-SP)

For keyed-alike locks, order lock plugs separately. See Keyed-Alike Information in Appendices.

Dimensions



Specification Information

Step 1.

S16-

Step 2. Width

15	15" wide
18	18" wide

Step 3. Depth

18-	18" deep
22-	22" deep
28-	28" deep

Step 4. Configuration

For 15" wide (15)

BF	box/file
PPBF	personal/personal/box/file

For 18" wide (18)

BF	box/file
-----------	----------

Prices for Steps 1-4.

		BF	PPBF
S16-15	18-	\$497	705
	22-	\$508	723
	28-	\$523	742
S16-18	18-	\$511	—
	22-	\$524	—
	28-	\$537	—

Step 5. Paint/Steel Type

SS	smooth paint on smooth steel	+\$0
TS	smooth paint on textured steel	+\$20
XS	textured paint on smooth steel	+\$0

Standard-Pull Suspended Pedestal *continued*

Step 6. Surface Finish

Nonmetallic Paint

For smooth paint on smooth steel (SS) or smooth paint on textured steel (TS)

8Q	folkstone grey	+\$0
91	white	+\$0
9J	sparrow	+\$0
BU	black umber	+\$0
G2	graphite satin	+\$0
HF	inner tone light	+\$0
HT	inner tone	+\$0
LT	light tone	+\$0
LU	soft white	+\$0
MT	medium tone	+\$0
SG	slate grey	+\$0
WA	wheat	+\$0
WL	sandstone	+\$0

Metallic Paint

For smooth paint on smooth steel (SS) or smooth paint on textured steel (TS)

1209	platinum	+\$40
1210	hematite	+\$40
1212	bronzite	+\$40
CN	metallic champagne	+\$40
EH	metallic bronze	+\$40
MS	metallic silver	+\$40

Sand Texture Paint

For textured paint on smooth steel (XS)

98	studio white <input type="checkbox"/> A	+\$0
-----------	---	------

Bright Sand Texture Paint

For textured paint on smooth steel (XS)

91	white	+\$0
CL	cool grey neutral	+\$0
G1	graphite	+\$0
WN	warm grey neutral	+\$0

Step 7. Lock

KA	keyed alike	+\$0
KC	keyed differently, chrome	+\$0
KD	keyed differently, black	+\$0

Step 8. Base Height

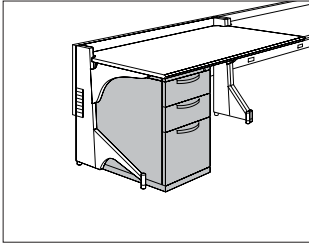
NB	no base	+\$0
B1	1"-high base	+\$56
B2	1½"-high base	+\$56
B3	2¼"-high base	+\$56
B4	3¼"-high base	+\$56
BA	1"-high recessed base	+\$84
BB	1½"-high recessed base	+\$84
BC	2¼"-high recessed base	+\$84
BD	3¼"-high recessed base	+\$84
B5	4¼"-high base	+\$84

Step 9. Compressor

DC	hanging rail, no compressor	-\$12
C	standard compressor	+\$0

Arc-Pull Freestanding Pedestal

F1A-1
F1D-1



Meridian® Pedestals

Product Information

Description

This 15"-wide freestanding pedestal has arc pulls and smooth or textured steel. It has no top or a metal, laminate, or veneer top. 5 base heights are available; all bases include adjustable glides.

Actual pedestal depths are 17⁷/₈", 21⁷/₈", or 27⁷/₈". The pedestal is available in a variety of drawer configurations. File drawers include a file compressor; box drawers include an adjustable drawer divider.

Notes

For additional stability, specify counterweight option (CB).

Stacking pedestals is not recommended.

When Ethospace® pedestal top (TE3) is required on pedestal configurations FF, BBF, and PPBF, the 1¹/₂" high base (B2) is recommended.

Grain direction is vertical for veneer-front pedestals.

Order optional accessories separately:

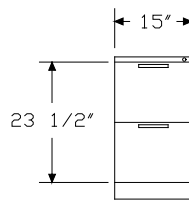
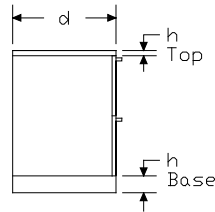
- Drawer divider (73-1567-D)
- File drawer organizer (73-9874-FDO)
- File drawer organizer (LG901)
- Pencil tray (73-1516-PT)
- Stationery tray (73-7082-SST)

No lock option (NL) can only be specified on pedestals with no top option (NT), laminate top option (TL), or veneer top option (TV1).

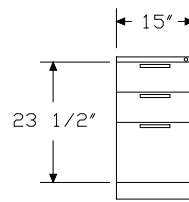
For keyed-alike locks, order lock plugs separately. See Keyed-Alike Information in Appendices.

The arc pull conforms to guidelines of the Americans with Disabilities Act (ADA).

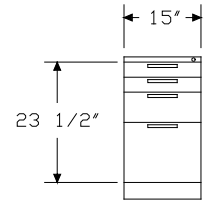
Dimensions



File/File



Box/Box/File



Personal/
Personal/
Box/File

Arc-Pull Freestanding Pedestal

continued

Specification Information

Step 1.

F1

Step 2. Front Material

D-15 painted metal front

A-15 veneer front A

Step 3. Depth

18- 18" deep

22- 22" deep

28- 28" deep

Step 4. Configuration

FF file/file

BBF box/box/file

PPBF personal/personal/box/file

Prices for Steps 1-4.

		FF	BBF	PPBF
F1D-15	18-	\$695	725	801
	22-	\$720	748	827
	28-	\$744	776	854
F1A-15	18-	\$1159	1274	1446
	22-	\$1190	1304	1476
	28-	\$1222	1336	1507

Step 5. Paint/Steel Type

SS smooth paint on smooth steel +\$0

TS smooth paint on textured steel +\$20

XS textured paint on smooth steel +\$0

Step 6. Surface Finish

Nonmetallic Paint

For smooth paint on smooth steel (SS) or smooth paint on textured steel (TS)

8Q	folkstone grey	+\$0
91	white	+\$0
98	studio white A	+\$0
9J	sparrow	+\$0
BU	black umber	+\$0
G2	graphite satin	+\$0
HF	inner tone light	+\$0
HT	inner tone	+\$0
LT	light tone	+\$0
LU	soft white	+\$0
MT	medium tone	+\$0
SG	slate grey	+\$0
WA	wheat	+\$0
WL	sandstone	+\$0

Metallic Paint

For smooth paint on smooth steel (SS) or smooth paint on textured steel (TS)

1209	platinum	+\$40
1210	hematite	+\$40
1212	bronzite	+\$40
CN	metallic champagne	+\$40
EH	metallic bronze	+\$40
MS	metallic silver	+\$40

Sand Texture Paint

For textured paint on smooth steel (XS)

98	studio white A	+\$0
-----------	--	------

Bright Sand Texture Paint

For textured paint on smooth steel (XS)

91	white	+\$0
CL	cool grey neutral	+\$0
G1	graphite	+\$0
WN	warm grey neutral	+\$0

Arc-Pull Freestanding Pedestal

continued

Meridian® Pedestals

Step 7. Top
Ethospace® Pedestal Top (TE3) available only on 15"-wide, 22"- or 28"-deep pedestals.

For painted metal front (D-15) with 18" deep (18-)

NT	no top	+\$0
T1	1"-high painted metal top with squared edge	+\$0
T2	1 1/4"-high painted metal top with squared edge	+\$0
T3	1 1/4"-high painted metal top with radius edge	+\$48
TL	1 1/4"-high laminate top with thermoplastic edge	+\$63
TR	1 1/4"-high recut veneer top <input type="checkbox"/>	+\$112
TF	1 1/4"-high wood veneer top <input type="checkbox"/>	+\$136
TV1	1 1/8"-high wood veneer top and wood composite edge with oversail front <input type="checkbox"/>	+\$232

For painted metal front (D-15) with 22" deep (22-), or 28" deep (28-)

NT	no top	+\$0
T1	1"-high painted metal top with squared edge	+\$0
T2	1 1/4"-high painted metal top with squared edge	+\$0
TE3	Ethospace® pedestal top	+\$46
T3	1 1/4"-high painted metal top with radius edge	+\$48
TL	1 1/4"-high laminate top with thermoplastic edge	+\$63
TR	1 1/4"-high recut veneer top <input type="checkbox"/>	+\$112
TF	1 1/4"-high wood veneer top <input type="checkbox"/>	+\$136
TV1	1 1/8"-high wood veneer top and wood composite edge with oversail front <input type="checkbox"/>	+\$232

For veneer front (A-15) with 18" deep (18-)

NT	no top	+\$0
T1	1"-high painted metal top with squared edge	+\$0
T2	1 1/4"-high painted metal top with squared edge	+\$0
T3	1 1/4"-high painted metal top with radius edge	+\$48
TL	1 1/4"-high laminate top with thermoplastic edge	+\$63
TF	1 1/4"-high wood veneer top <input type="checkbox"/>	+\$136
TV1	1 1/8"-high wood veneer top and wood composite edge with oversail front <input type="checkbox"/>	+\$232

For veneer front (A-15) with 22" deep (22-), or 28" deep (28-)

NT	no top	+\$0
T1	1"-high painted metal top with squared edge	+\$0
T2	1 1/4"-high painted metal top with squared edge	+\$0
TE3	Ethospace® pedestal top	+\$46
T3	1 1/4"-high painted metal top with radius edge	+\$48
TL	1 1/4"-high laminate top with thermoplastic edge	+\$63
TF	1 1/4"-high wood veneer top <input type="checkbox"/>	+\$136
TV1	1 1/8"-high wood veneer top and wood composite edge with oversail front <input type="checkbox"/>	+\$232

Step 8.

Veneer Top Finish: Wood Veneer

For painted metal front (D-15) with 1 1/8"-high wood veneer top and wood composite edge with oversail front (TV1)

40	dark brown walnut <input type="checkbox"/>	+\$20
ED	aged cherry <input type="checkbox"/>	+\$20
EK	medium red walnut <input type="checkbox"/>	+\$20
ET	clear on ash <input type="checkbox"/>	+\$20
EU	oak on ash <input type="checkbox"/>	+\$20
EV	walnut on ash <input type="checkbox"/>	+\$20
UL	natural maple <input type="checkbox"/>	+\$20
UX	walnut on cherry <input type="checkbox"/>	+\$20

Veneer Top Finish: Recut Veneer

For painted metal front (D-15) with 1 1/4"-high recut veneer top (TR)

RA	light ash <input type="checkbox"/>	+\$0
RK	mahogany dark <input type="checkbox"/>	+\$0
RM	mahogany <input type="checkbox"/>	+\$0

Veneer Top Finish: Wood Veneer

For painted metal front (D-15) with 1 1/4"-high wood veneer top (TF)

2U	light brown walnut <input type="checkbox"/>	+\$20
40	dark brown walnut <input type="checkbox"/>	+\$20
ED	aged cherry <input type="checkbox"/>	+\$20
EK	medium red walnut <input type="checkbox"/>	+\$20
ET	clear on ash <input type="checkbox"/>	+\$20
EU	oak on ash <input type="checkbox"/>	+\$20
EV	walnut on ash <input type="checkbox"/>	+\$20
UL	natural maple <input type="checkbox"/>	+\$20
UX	walnut on cherry <input type="checkbox"/>	+\$20

Arc-Pull Freestanding Pedestal

continued

Veneer Front/Top Finish: Wood Veneer

For veneer front (A-15) with 1¹/₈"-high wood veneer top and wood composite edge with oversail front (TV1)

40	dark brown walnut <input type="checkbox"/>	+\$28
ED	aged cherry <input type="checkbox"/>	+\$28
EK	medium red walnut <input type="checkbox"/>	+\$28
ET	clear on ash <input type="checkbox"/>	+\$28
EU	oak on ash <input type="checkbox"/>	+\$28
EV	walnut on ash <input type="checkbox"/>	+\$28
UL	natural maple <input type="checkbox"/>	+\$28
UX	walnut on cherry <input type="checkbox"/>	+\$28

Veneer Front Finish: Wood Veneer

For veneer front (A-15) with no top (NT), 1"-high painted metal top with squared edge (T1), 1¹/₄"-high painted metal top with squared edge (T2), 1¹/₄"-high painted metal top with radius edge (T3), or Ethospace® pedestal top (TE3), or 1¹/₄"-high laminate top with thermoplastic edge (TL)

2U	light brown walnut <input type="checkbox"/>	+\$28
40	dark brown walnut <input type="checkbox"/>	+\$28
ED	aged cherry <input type="checkbox"/>	+\$28
EK	medium red walnut <input type="checkbox"/>	+\$28
ET	clear on ash <input type="checkbox"/>	+\$28
EU	oak on ash <input type="checkbox"/>	+\$28
EV	walnut on ash <input type="checkbox"/>	+\$28
UL	natural maple <input type="checkbox"/>	+\$28
UX	walnut on cherry <input type="checkbox"/>	+\$28

Veneer Front/Top Finish: Wood Veneer

For veneer front (A-15) with 1¹/₄"-high wood veneer top (TF)

2U	light brown walnut <input type="checkbox"/>	+\$28
40	dark brown walnut <input type="checkbox"/>	+\$28
ED	aged cherry <input type="checkbox"/>	+\$28
EK	medium red walnut <input type="checkbox"/>	+\$28
ET	clear on ash <input type="checkbox"/>	+\$28
EU	oak on ash <input type="checkbox"/>	+\$28
EV	walnut on ash <input type="checkbox"/>	+\$28
UL	natural maple <input type="checkbox"/>	+\$28
UX	walnut on cherry <input type="checkbox"/>	+\$28

Step 9. Top Finish

For 1¹/₄"-high laminate top with thermoplastic edge (TL)

Solid-Color Laminate

8Q	folkstone grey	+\$0
91	white	+\$0
98	studio white	+\$0
CL	cool grey neutral	+\$0
HF	inner tone light	+\$0
HT	inner tone	+\$0
LT	light tone	+\$0
LU	soft white	+\$0
WL	sandstone	+\$0
WN	warm grey neutral	+\$0

Mesh Laminate

LBM	crisp linen	+\$0
LBN	classic linen	+\$0
LBP	casual linen	+\$0
LBK	pewter mesh	+\$0
LBL	steel mesh	+\$0

Twill Laminate

LBF	neutral twill	+\$0
LBG	sarum twill	+\$0
LBH	earthen twill	+\$0
LBJ	graphite twill	+\$0
LBQ	white twill	+\$0

Wood-Grain Laminate

HM	natural maple	+\$0
HP	light anigre	+\$0
LA	light ash	+\$0
LBA	clear on ash	+\$0
LBB	oak on ash	+\$0
LBC	walnut on ash	+\$0
LBD	dark brown walnut	+\$0
LBE	medium red walnut	+\$0
LM	mahogany	+\$0
76	light brown walnut	+\$0
HX	aged cherry	+\$0
HY	walnut on cherry	+\$0

Zephyr Laminate

28	canyon	+\$0
29	misted	+\$0

Arc-Pull Freestanding Pedestal

continued

Meridian® Pedestals

Step 10. Edge Finish		
<i>For 1 1/4"-high laminate top with thermoplastic edge (TL)</i>		
28	canyon	+\$0
29	misted	+\$0
76	light brown walnut	+\$0
8Q	folkstone grey	+\$0
91	white	+\$0
98	studio white	+\$0
BU	black umber	+\$0
CL	cool grey neutral	+\$0
G2	graphite satin	+\$0
HF	inner tone light	+\$0
HM	natural maple	+\$0
HP	light anigre	+\$0
HT	inner tone	+\$0
HX	aged cherry	+\$0
HY	walnut on cherry	+\$0
LA	light ash	+\$0
LBA	clear on ash	+\$0
LBB	oak on ash	+\$0
LBC	walnut on ash	+\$0
LBD	dark brown walnut	+\$0
LBE	medium red walnut	+\$0
LBK	pewter mesh	+\$0
LBL	steel mesh	+\$0
LBM	crisp linen	+\$0
LBN	classic linen	+\$0
LBP	casual linen	+\$0
LBF	neutral twill	+\$0
LBG	sarum twill	+\$0
LBH	earthen twill	+\$0
LBJ	graphite twill	+\$0
LBQ	white twill	+\$0
LM	mahogany	+\$0
LU	soft white	+\$0
MT	medium tone	+\$0
SG	slate grey	+\$0
WA	wheat	+\$0
WL	sandstone	+\$0
WN	warm grey neutral	+\$0

Step 11. Lock		
<i>For no top (NT), 1 1/4"-high laminate top with thermoplastic edge (TL), or 1 1/8"-high wood veneer top and wood composite edge with oversail front (TV1)</i>		
NL	no lock	-\$30

<i>For 1"-high painted metal top with squared edge (T1), 1 1/4"-high painted metal top with squared edge (T2), 1 1/4"-high painted metal top with radius edge (T3), Ethospace® pedestal top (TE3), 1 1/4"-high recut veneer top (TR), or 1 1/4"-high wood veneer top (TF)</i>		
KA	keyed alike	+\$0
KC	keyed differently, chrome	+\$0
KD	keyed differently, black	+\$0

Step 12. Pull Finish		
NH	brushed nickel	+\$0
NK	black nickel	+\$0

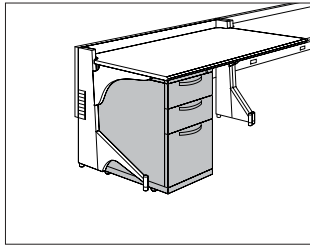
Step 13. Base Height		
B1	1"-high base	+\$0
B2	1 1/2"-high base	+\$0
B3	2 1/4"-high base	+\$0
B4	3 1/4"-high base	+\$0
BA	1"-high recessed base	+\$32
BB	1 1/2"-high recessed base	+\$32
BC	2 1/4"-high recessed base	+\$32
BD	3 1/4"-high recessed base	+\$32
B5	4 1/4"-high base	+\$32

Step 14. Counterweight		
NO	no counterweight	+\$0
CB	counterweight	+\$88

Step 15. Compressor			FF	BBF	PPBF
DC	hanging rail, no compressor		-\$24	-12	-12
C	standard compressor		+\$0	0	0

Arc-Pull Mobile Pedestal

M1A-1
M1D-1



Product Information

Description

This 15"-wide mobile pedestal has arc pulls and smooth or textured steel. It has no top or a metal, laminate, or veneer top. The pedestal has a 2 1/2"-high base with casters and counterweights.

Actual pedestal depths are 17 7/8", 21 7/8", or 27 7/8". The pedestal is available in a variety of drawer configurations. File drawers include a file compressor; box drawers include an adjustable drawer divider. The pedestal with squared-edge metal top is available with a hand grip; the 22"- and 28"-deep pedestals with squared-edge metal tops are available with transit handles.

Notes

Grain direction is vertical for veneer-front pedestals.

Order optional accessories separately:

- Drawer divider (73-1567-D)
- File drawer organizer (73-9874-FDO)
- File drawer organizer (LG901)
- Pencil tray (73-1516-PT)
- Stationery tray (73-7082-SST)

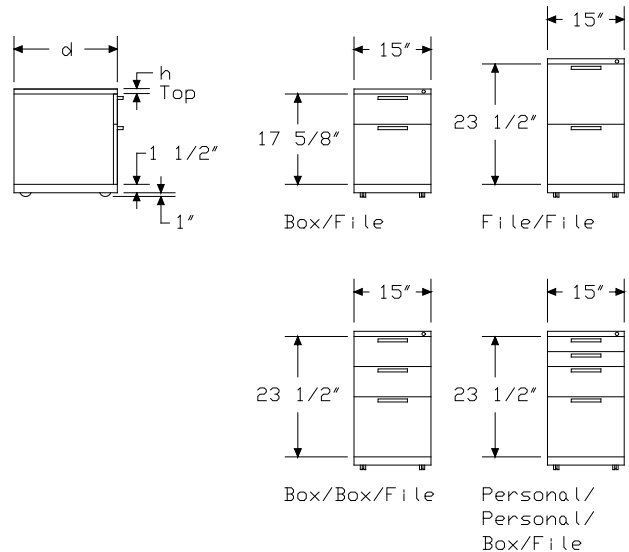
No lock option (NL) can only be specified on pedestals with no top option (NT), laminate top option (TL), or veneer top option (TV1).

For keyed-alike locks, order lock plugs separately. See Keyed-Alike

Information in Appendices.

The arc pull conforms to guidelines of the Americans with Disabilities Act (ADA).

Dimensions



Specification Information

Step 1.

M1

Step 2. Front Material

D-15 painted metal front

A-15 veneer front

Step 3. Depth

18- 18" deep

22- 22" deep

28- 28" deep

Step 4. Configuration

FF file/file

BF box/file

BBF box/box/file

PPBF personal/personal/box/file

Prices for Steps 1-4.

	FF	BF	BBF	PPBF
M1D-15 18-	\$839	737	868	944
22-	\$862	754	892	970
28-	\$899	780	918	1000
M1A-15 18-	\$1330	1173	1445	1615
22-	\$1358	1191	1472	1642
28-	\$1397	1222	1510	1685

Step 5. Paint/Steel Type

SS smooth paint on smooth steel +\$0

TS smooth paint on textured steel +\$20

XS textured paint on smooth steel +\$0

Step 6. Surface Finish

Nonmetallic Paint

For smooth paint on smooth steel (SS) or smooth paint on textured steel (TS)

8Q	folkstone grey	+\$0
91	white	+\$0
98	studio white <input type="checkbox"/>	+\$0
9J	sparrow	+\$0
BU	black umber	+\$0
G2	graphite satin	+\$0
HF	inner tone light	+\$0
HT	inner tone	+\$0
LT	light tone	+\$0
LU	soft white	+\$0
MT	medium tone	+\$0
SG	slate grey	+\$0
WA	wheat	+\$0
WL	sandstone	+\$0

Metallic Paint

For smooth paint on smooth steel (SS) or smooth paint on textured steel (TS)

1209	platinum	+\$40
1210	hematite	+\$40
1212	bronzite	+\$40
CN	metallic champagne	+\$40
EH	metallic bronze	+\$40
MS	metallic silver	+\$40

Sand Texture Paint

For textured paint on smooth steel (XS)

98	studio white <input type="checkbox"/>	+\$0
-----------	---------------------------------------	------

Bright Sand Texture Paint

For textured paint on smooth steel (XS)

91	white	+\$0
CL	cool grey neutral	+\$0
G1	graphite	+\$0
WN	warm grey neutral	+\$0

Step 7. Top

For painted metal front (D-15)

NT	no top	+\$0
T1	1"-high painted metal top with squared edge	+\$0
T2	1 ¹ / ₄ "-high painted metal top with squared edge	+\$0
T3	1 ¹ / ₄ "-high painted metal top with radius edge	+\$48
TL	1 ¹ / ₄ "-high laminate top with thermoplastic edge	+\$63
TR	1 ¹ / ₄ "-high recut veneer top A	+\$112
TF	1 ¹ / ₄ "-high wood veneer top A	+\$136
TV1	1 ¹ / ₈ "-high wood veneer top and wood composite edge with oversail front A	+\$232

For veneer front (A-15)

NT	no top	+\$0
T1	1"-high painted metal top with squared edge	+\$0
T2	1 ¹ / ₄ "-high painted metal top with squared edge	+\$0
T3	1 ¹ / ₄ "-high painted metal top with radius edge	+\$48
TL	1 ¹ / ₄ "-high laminate top with thermoplastic edge	+\$63
TF	1 ¹ / ₄ "-high wood veneer top A	+\$136
TV1	1 ¹ / ₈ "-high wood veneer top and wood composite edge with oversail front A	+\$232

Step 8.

Veneer Top Finish: Wood Veneer

For painted metal front (D-15) with 1¹/₄"-high wood veneer top (TF)

2U	light brown walnut A	+\$20
40	dark brown walnut A	+\$20
ED	aged cherry A	+\$20
EK	medium red walnut A	+\$20
ET	clear on ash A	+\$20
EU	oak on ash A	+\$20
EV	walnut on ash A	+\$20
UL	natural maple A	+\$20
UX	walnut on cherry A	+\$20

Veneer Top Finish: Wood Veneer

For painted metal front (D-15) with 1¹/₈"-high wood veneer top and wood composite edge with oversail front (TV1)

40	dark brown walnut A	+\$20
ED	aged cherry A	+\$20
EK	medium red walnut A	+\$20
ET	clear on ash A	+\$20
EU	oak on ash A	+\$20
EV	walnut on ash A	+\$20
UL	natural maple A	+\$20
UX	walnut on cherry A	+\$20

Veneer Top Finish: Recut Veneer

For painted metal front (D-15) with 1¹/₄"-high recut veneer top (TR)

RA	light ash A	+\$0
RK	mahogany dark A	+\$0
RM	mahogany A	+\$0

Top Finish: Solid-Color Laminate

For 1¹/₄"-high laminate top with thermoplastic edge (TL)

8Q	folkstone grey	+\$0
91	white	+\$0
98	studio white	+\$0
CL	cool grey neutral	+\$0
HF	inner tone light	+\$0
HT	inner tone	+\$0
LT	light tone	+\$0
LU	soft white	+\$0
WL	sandstone	+\$0
WN	warm grey neutral	+\$0

Top Finish: Linen Laminate

For 1¹/₄"-high laminate top with thermoplastic edge (TL)

LBM	crisp linen	+\$0
LBN	classic linen	+\$0
LBP	casual linen	+\$0

Top Finish: Mesh Laminate

For 1¹/₄"-high laminate top with thermoplastic edge (TL)

LBK	pewter mesh	+\$0
LBL	steel mesh	+\$0

Top Finish: Twill Laminate
For 1 1/4"-high laminate top with thermoplastic edge (TL)

LBF	neutral twill	+\$0
LBG	sarum twill	+\$0
LBH	earthen twill	+\$0
LBJ	graphite twill	+\$0
LBQ	white twill	+\$0

Top Finish: Wood-Grain Laminate
For 1 1/4"-high laminate top with thermoplastic edge (TL)

HM	natural maple	+\$0
HP	light anigre	+\$0
LA	light ash	+\$0
LBA	clear on ash	+\$0
LBB	oak on ash	+\$0
LBC	walnut on ash	+\$0
LBD	dark brown walnut	+\$0
LBE	medium red walnut	+\$0
LM	mahogany	+\$0
76	light brown walnut	+\$0
HX	aged cherry	+\$0
HY	walnut on cherry	+\$0

Top Finish: Zephyr Laminate
For 1 1/4"-high laminate top with thermoplastic edge (TL)

28	canyon	+\$0
29	misted	+\$0

Step 9.

Veneer Front Finish: Wood Veneer
For veneer front (A-15) with no top (NT), 1"-high painted metal top with squared edge (T1), 1 1/4"-high painted metal top with squared edge (T2), or 1 1/4"-high painted metal top with radius edge (T3), or 1 1/4"-high laminate top with thermoplastic edge (TL)

2U	light brown walnut A	+\$28
40	dark brown walnut A	+\$28
ED	aged cherry A	+\$28
EK	medium red walnut A	+\$28
ET	clear on ash A	+\$28
EU	oak on ash A	+\$28
EV	walnut on ash A	+\$28
UL	natural maple A	+\$28
UX	walnut on cherry A	+\$28

Veneer Front/Top Finish: Wood Veneer
For veneer front (A-15) with 1 1/8"-high wood veneer top and wood composite edge with oversail front (TV1)

40	dark brown walnut A	+\$28
ED	aged cherry A	+\$28
EK	medium red walnut A	+\$28
ET	clear on ash A	+\$28
EU	oak on ash A	+\$28
EV	walnut on ash A	+\$28
UL	natural maple A	+\$28
UX	walnut on cherry A	+\$28

Veneer Front/Top Finish: Wood Veneer
For veneer front (A-15) with 1 1/4"-high wood veneer top (TF)

2U	light brown walnut A	+\$28
40	dark brown walnut A	+\$28
ED	aged cherry A	+\$28
EK	medium red walnut A	+\$28
ET	clear on ash A	+\$28
EU	oak on ash A	+\$28
EV	walnut on ash A	+\$28
UL	natural maple A	+\$28
UX	walnut on cherry A	+\$28

Step 10. Edge Finish

For 1 1/4"-high laminate top with thermoplastic edge (TL)

28	canyon	+\$0
29	misted	+\$0
76	light brown walnut	+\$0
8Q	folkstone grey	+\$0
91	white	+\$0
98	studio white	+\$0
BU	black umber	+\$0
CL	cool grey neutral	+\$0
G2	graphite satin	+\$0
HF	inner tone light	+\$0
HM	natural maple	+\$0
HP	light anigre	+\$0
HT	inner tone	+\$0
HX	aged cherry	+\$0
HY	walnut on cherry	+\$0
LA	light ash	+\$0
LBA	clear on ash	+\$0
LBB	oak on ash	+\$0
LBC	walnut on ash	+\$0
LBD	dark brown walnut	+\$0
LBE	medium red walnut	+\$0

Arc-Pull Mobile Pedestal *continued*

LBK	pewter mesh	+\$0
LBL	steel mesh	+\$0
LBM	crisp linen	+\$0
LBN	classic linen	+\$0
LBP	casual linen	+\$0
LBF	neutral twill	+\$0
LBG	sarum twill	+\$0
LBH	earthen twill	+\$0
LBJ	graphite twill	+\$0
LBQ	white twill	+\$0
LM	mahogany	+\$0
LU	soft white	+\$0
MT	medium tone	+\$0
SG	slate grey	+\$0
WA	wheat	+\$0
WL	sandstone	+\$0
WN	warm grey neutral	+\$0

Step 11. Lock

For no top (NT), 1¹/₄"-high laminate top with thermoplastic edge (TL), or 1¹/₈"-high wood veneer top and wood composite edge with oversail front (TV1)

NL	no lock	-\$30
-----------	---------	-------

For 1"-high painted metal top with squared edge (T1), 1¹/₄"-high painted metal top with squared edge (T2), 1¹/₄"-high painted metal top with radius edge (T3), 1¹/₄"-high recut veneer top (TR) AND 1¹/₄"-high wood veneer top (TF)

KA	keyed alike	+\$0
KC	keyed differently, chrome	+\$0
KD	keyed differently, black	+\$0

Step 12. Handle

For 18" deep (18-) with 1"-high painted metal top with squared edge (T1), or 1¹/₄"-high painted metal top with squared edge (T2)

HN	no hand grip or transit handle	+\$0
H1	hand grip only	+\$48

For 22" deep (22-) or 28" deep (28-) with 1"-high painted metal top with squared edge (T1), or 1¹/₄"-high painted metal top with squared edge (T2)

HN	no hand grip or transit handle	+\$0
H1	hand grip only	+\$48
H2	transit handle only	+\$95
H3	hand grip and transit handle	+\$142

Step 13. Pull Finish

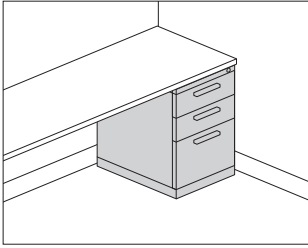
NH	brushed nickel	+\$0
NK	black nickel	+\$0

Step 14. Compressor

		FF	BF	BBF	PPBF
DC	hanging rail, no compressor	-\$24	-12	-12	-12
C	standard compressor	+\$0	0	0	0

Bar-Pull Freestanding Pedestal

F1KP-
F1KV-



Meridian® Pedestals

Product Information

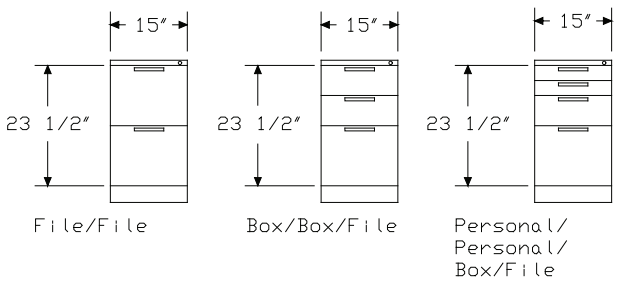
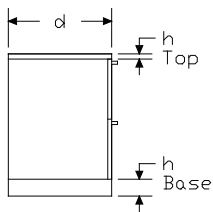
Description
This 15"-wide freestanding pedestal has bar pulls and smooth or textured steel. It has no top or a metal, laminate, or veneer top. 5 base heights are available; all bases include adjustable glides. Actual pedestal depths are 17⁷/₈", 21⁷/₈", or 27⁷/₈". The pedestal is available in a variety of drawer configurations. File drawers include a file compressor; box drawers include an adjustable drawer divider.

Notes
For additional stability, specify counterweight option (CB).
Stacking pedestals is not recommended.
When Ethospace® pedestal top (TE3) is required on pedestal configurations FF, BBF, and PPBF, the 1¹/₂" high base (B2) is recommended.
Grain direction is vertical for veneer-front pedestals.
Order optional accessories separately:

- Drawer divider (73-1567-D)
- File drawer organizer (73-9874-FDO)
- File drawer organizer (LG901)
- Pencil tray (73-1516-PT)
- Stationery tray (73-7082-SST)

 No lock option (NL) can only be specified on pedestals with no top option (NT), laminate top option (TL), or veneer top option (TV1).
For keyed-alike locks, order lock plugs separately. See Keyed-Alike Information in Appendices.

Dimensions



Specification Information

Step 1.

F1K

Step 2. Front Material

P- painted metal front
V- veneer front

Step 3. Width

15 15" wide

Step 4. Depth

18- 18" deep
22- 22" deep
28- 28" deep

Step 5. Configuration

FF file/file
BBF box/box/file
PPBF personal/personal/box/file

Prices for Steps 1-5.

			FF	BBF	PPBF
F1KP-	15	18-	\$695	725	801
		22-	\$720	748	827
		28-	\$737	776	854

Prices for Steps 1-5.

			FF	BBF	PPBF
F1KV-	15	18-	\$1159	1274	1446
		22-	\$1190	1304	1476
		28-	\$1222	1336	1507

Step 6. Paint/Steel Type

SS smooth paint on smooth steel +\$0
TS smooth paint on textured steel +\$20
XS textured paint on smooth steel +\$0

Bar-Pull Freestanding Pedestal

continued

Step 7. Surface Finish

Nonmetallic Paint

For smooth paint on smooth steel (SS) or smooth paint on textured steel (TS)

8Q	folkstone grey	+\$0
91	white	+\$0
98	studio white A	+\$0
9J	sparrow	+\$0
BU	black umber	+\$0
G2	graphite satin	+\$0
HF	inner tone light	+\$0
HT	inner tone	+\$0
LT	light tone	+\$0
LU	soft white	+\$0
MT	medium tone	+\$0
SG	slate grey	+\$0
WA	wheat	+\$0
WL	sandstone	+\$0

Metallic Paint

For smooth paint on smooth steel (SS) or smooth paint on textured steel (TS)

1209	platinum	+\$40
1210	hematite	+\$40
1212	bronzite	+\$40
CN	metallic champagne	+\$40
EH	metallic bronze	+\$40
MS	metallic silver	+\$40

Sand Texture Paint

For textured paint on smooth steel (XS)

98	studio white A	+\$0
-----------	--	------

Bright Sand Texture Paint

For textured paint on smooth steel (XS)

91	white	+\$0
CL	cool grey neutral	+\$0
G1	graphite	+\$0
WN	warm grey neutral	+\$0

Step 8. Top

For painted metal front (P-) with 18" deep (18-)

NT	no top	+\$0
T1	1"-high painted metal top with squared edge	+\$0
T2	1/4"-high painted metal top with squared edge	+\$0
T3	1/4"-high painted metal top with radius edge	+\$48
TL	1/4"-high laminate top with thermoplastic edge	+\$63
TR	1/4"-high recut veneer top A	+\$112
TF	1/4"-high wood veneer top A	+\$16
TV1	1/8"-high wood veneer top and wood composite edge with oversail front A	+\$232

For painted metal front (P-) with 22" deep (22-), or 28" deep (28-)

NT	no top	+\$0
T1	1"-high painted metal top with squared edge	+\$0
T2	1/4"-high painted metal top with squared edge	+\$0
TE3	Ethospace® pedestal top	+\$46
T3	1/4"-high painted metal top with radius edge	+\$48
TL	1/4"-high laminate top with thermoplastic edge	+\$63
TR	1/4"-high recut veneer top A	+\$112
TF	1/4"-high wood veneer top A	+\$16
TV1	1/8"-high wood veneer top and wood composite edge with oversail front A	+\$232

For veneer front (V-) with 18" deep (18-)

NT	no top	+\$0
T1	1"-high painted metal top with squared edge	+\$0
T2	1/4"-high painted metal top with squared edge	+\$0
T3	1/4"-high painted metal top with radius edge	+\$48
TL	1/4"-high laminate top with thermoplastic edge	+\$63
TF	1/4"-high wood veneer top A	+\$16
TV1	1/8"-high wood veneer top and wood composite edge with oversail front A	+\$232

For veneer front (V-) with 22" deep (22-), or 28" deep (28-)

NT	no top	+\$0
T1	1"-high painted metal top with squared edge	+\$0
T2	1/4"-high painted metal top with squared edge	+\$0
TE3	Ethospace® pedestal top	+\$46
T3	1/4"-high painted metal top with radius edge	+\$48
TL	1/4"-high laminate top with thermoplastic edge	+\$63
TF	1/4"-high wood veneer top A	+\$16
TV1	1/8"-high wood veneer top and wood composite edge with oversail front A	+\$232

Bar-Pull Freestanding Pedestal

continued

Meridian® Pedestals

Step 9.

Veneer Top Finish: Wood Veneer
 For painted metal front (P-) with 1/8"-high wood veneer top and wood composite edge with oversail front (TV1)

40	dark brown walnut A	+\$20
ED	aged cherry A	+\$20
EK	medium red walnut A	+\$20
ET	clear on ash A	+\$20
EV	walnut on ash A	+\$20
UL	natural maple A	+\$20
UX	walnut on cherry A	+\$20

Veneer Top Finish: Recut Veneer
 For painted metal front (P-) with 1/4"-high recut veneer top (TR)

RA	light ash A	+\$0
RK	mahogany dark A	+\$0
RM	mahogany A	+\$0

Veneer Top Finish: Wood Veneer
 For painted metal front (P-) with 1/4"-high wood veneer top (TF)

2U	light brown walnut A	+\$20
40	dark brown walnut A	+\$20
ED	aged cherry A	+\$20
EK	medium red walnut A	+\$20
ET	clear on ash A	+\$20
EV	walnut on ash A	+\$20
UL	natural maple A	+\$20
UX	walnut on cherry A	+\$20

Veneer Front/Top Finish: Wood Veneer
 For veneer front (V-) with 1/8"-high wood veneer top and wood composite edge with oversail front (TV1)

40	dark brown walnut A	+\$28
ED	aged cherry A	+\$28
EK	medium red walnut A	+\$28
ET	clear on ash A	+\$28
EV	walnut on ash A	+\$28
UL	natural maple A	+\$28
UX	walnut on cherry A	+\$28

Veneer Front Finish: Wood Veneer
 For veneer front (V-) with no top (NT), 1"-high painted metal top with squared edge (T1), 1 1/4"-high painted metal top with squared edge (T2), Ethospace® pedestal top (TE3), or 1 1/4"-high painted metal top with radius edge (T3), or 1 1/4"-high laminate top with thermoplastic edge (TL)

2U	light brown walnut A	+\$28
40	dark brown walnut A	+\$28
ED	aged cherry A	+\$28
EK	medium red walnut A	+\$28
ET	clear on ash A	+\$28
EV	walnut on ash A	+\$28
UL	natural maple A	+\$28
UX	walnut on cherry A	+\$28

Veneer Front/Top Finish: Wood Veneer
 For veneer front (V-) with 1/4"-high wood veneer top (TF)

2U	light brown walnut A	+\$28
40	dark brown walnut A	+\$28
ED	aged cherry A	+\$28
EK	medium red walnut A	+\$28
ET	clear on ash A	+\$28
EV	walnut on ash A	+\$28
UL	natural maple A	+\$28
UX	walnut on cherry A	+\$28

Step 10. Top Finish

For 1 1/4"-high laminate top with thermoplastic edge (TL)

Solid-Color Laminate

8Q	folkstone grey	+\$0
91	white	+\$0
98	studio white	+\$0
CL	cool grey neutral	+\$0
HF	inner tone light	+\$0
HT	inner tone	+\$0
LT	light tone	+\$0
LU	soft white	+\$0
WL	sandstone	+\$0
WN	warm grey neutral	+\$0

Linen Laminate

LBM	crisp linen	+\$0
LBN	classic linen	+\$0
LBP	casual linen	+\$0

Bar-Pull Freestanding Pedestal

continued

Mesh Laminate		
LBK	pewter mesh	+\$0
LBL	steel mesh	+\$0

Twill Laminate		
LBF	neutral twill	+\$0
LBG	sarum twill	+\$0
LBH	earthen twill	+\$0
LBJ	graphite twill	+\$0
LBQ	white twill	+\$0

Wood-Grain Laminate		
HM	natural maple	+\$0
HP	light anigre	+\$0
LA	light ash	+\$0
LBA	clear on ash	+\$0
LBB	oak on ash	+\$0
LBC	walnut on ash	+\$0
LBD	dark brown walnut	+\$0
LBE	medium red walnut	+\$0
LM	mahogany	+\$0
76	light brown walnut	+\$0
HX	aged cherry	+\$0
HY	walnut on cherry	+\$0

Zephyr Laminate		
28	canyon	+\$0
29	misted	+\$0

Step 11. Edge Finish		
<i>For 1 1/4"-high laminate top with thermoplastic edge (TL)</i>		
28	canyon	+\$0
29	misted	+\$0
76	light brown walnut	+\$0
8Q	folkstone grey	+\$0
91	white	+\$0
98	studio white	+\$0
BU	black umber	+\$0
CL	cool grey neutral	+\$0
G2	graphite satin	+\$0
HF	inner tone light	+\$0
HM	natural maple	+\$0
HP	light anigre	+\$0
HT	inner tone	+\$0
HX	aged cherry	+\$0
HY	walnut on cherry	+\$0
LA	light ash	+\$0

LBA	clear on ash	+\$0
LBB	oak on ash	+\$0
LBC	walnut on ash	+\$0
LBD	dark brown walnut	+\$0
LBE	medium red walnut	+\$0
LBK	pewter mesh	+\$0
LBL	steel mesh	+\$0
LBM	crisp linen	+\$0
LBN	classic linen	+\$0
LBP	casual linen	+\$0
LBF	neutral twill	+\$0
LBG	sarum twill	+\$0
LBH	earthen twill	+\$0
LBJ	graphite twill	+\$0
LBQ	white twill	+\$0
LM	mahogany	+\$0
LU	soft white	+\$0
MT	medium tone	+\$0
SG	slate grey	+\$0
WA	wheat	+\$0
WL	sandstone	+\$0
WN	warm grey neutral	+\$0

Step 12. Lock

For no top (NT), 1 1/4"-high laminate top with thermoplastic edge (TL), or 1 1/8"-high wood veneer top and wood composite edge with oversail front (TV1)

NL	no lock	-\$30
-----------	---------	-------

For 1"-high painted metal top with squared edge (T1), 1 1/4"-high painted metal top with squared edge (T2), 1 1/4"-high painted metal top with radius edge (T3), Ethospace® pedestal top (TE3), 1 1/4"-high laminate top with thermoplastic edge (TL), 1 1/4"-high recut veneer top (TR), or 1 1/4"-high wood veneer top (TF)

KA	keyed alike	+\$0
KC	keyed differently, chrome	+\$0
KD	keyed differently, black	+\$0

Bar-Pull Freestanding Pedestal

continued

Meridian® Pedestals

Step 13. Pull Finish		
8Q	folkstone grey	+\$0
91	white	+\$0
G1	graphite <input type="checkbox"/> A	+\$0
WL	sandstone <input type="checkbox"/> A	+\$0
CN	metallic champagne <input type="checkbox"/> A	+\$0
MS	metallic silver	+\$0
79	green apple <input type="checkbox"/> A	+\$10
MY3	yellow oxide <input type="checkbox"/> A	+\$10
RO	red <input type="checkbox"/> A	+\$10
TRQ	turquoise <input type="checkbox"/> A	+\$10

Step 14. Base Height		
B1	1"-high base	+\$0
B2	1½"-high base	+\$0
B3	2¼"-high base	+\$0
B4	3¼"-high base	+\$0
BA	1"-high recessed base	+\$32
BB	1½"-high recessed base	+\$32
BC	2¼"-high recessed base	+\$32
BD	3¼"-high recessed base	+\$32
B5	4¼"-high base	+\$32

Step 15. Counterweight		
NO	no counterweight	+\$0
CB	counterweight	+\$88

Step 16. Compressor

For file/file (FF)

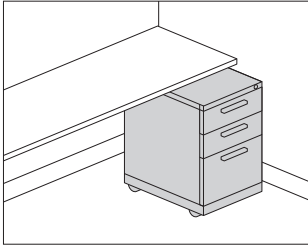
DC	hanging rail, no compressor	-\$24
C	standard compressor	+\$0

For box/box/file (BBF) or personal/personal/box/file (PPBF)

DC	hanging rail, no compressor	-\$12
DC	hanging rail, no compressor	+\$0
C	standard compressor	+\$0

Bar-Pull Mobile Pedestal

M1KP-
M1KV-



Product Information

Description

This 15"-wide mobile pedestal has bar pulls and smooth or textured steel. It has no top or a metal, laminate, or veneer top. The pedestal has a 2 1/2"-high base with casters and counterweights.

Actual pedestal depths are 17 7/8", 21 7/8", or 27 7/8". The pedestal is available in a variety of drawer configurations. File drawers include a file compressor; box drawers include an adjustable drawer divider. The pedestal with squared-edge metal top is available with a hand grip; the 22"- and 28"-deep pedestals with squared-edge metal tops are available with transit handles.

Notes

Grain direction is vertical for veneer-front pedestals.

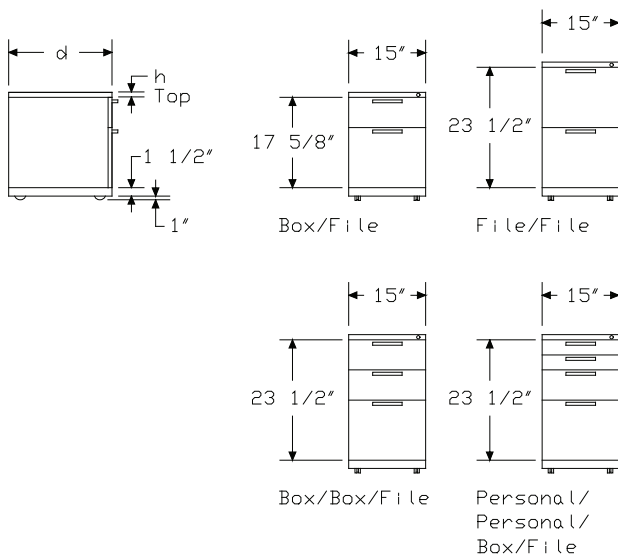
Order optional accessories separately:

- Drawer divider (73-1567-D)
- File drawer organizer (73-9874-FDO)
- File drawer organizer (LG901)
- Pencil tray (73-1516-PT)
- Stationery tray (73-7082-SST)

No lock option (NL) can only be specified on pedestals with no top option (NT), laminate top option (TL), or veneer top option (TV1).

For keyed-alike locks, order lock plugs separately. See Keyed-Alike Information in Appendices.

Dimensions



Specification Information

Step 1.

M1K

Step 2. Front Material

- P-** painted metal front
- V-** veneer front

Step 3. Width

15 15" wide

Step 4. Depth

- 18-** 18" deep
- 22-** 22" deep
- 28-** 28" deep

Step 5. Configuration

- BF** box/file
- FF** file/file
- BBF** box/box/file
- PPBF** personal/personal/box/file

Prices for Steps 1-5.

		BF	FF	BBF	PPBF
M1KP-	15 18-	\$737	839	868	944
	22-	\$754	862	892	970
	28-	\$780	899	918	1000

		BF	FF	BBF	PPBF
M1KV-	15 18-	\$1173	1330	1445	1615
	22-	\$1191	1358	1472	1642
	28-	\$1222	1397	1510	1685

Step 6. Paint/Steel Type

- SS** smooth paint on smooth steel +\$0
- TS** smooth paint on textured steel +\$20
- XS** textured paint on smooth steel +\$0

Step 7. Surface Finish

Nonmetallic Paint

For smooth paint on smooth steel (SS) or smooth paint on textured steel (TS)

8Q	folkstone grey	+\$0
91	white	+\$0
98	studio white A	+\$0
9J	sparrow	+\$0
BU	black umber	+\$0
G2	graphite satin	+\$0
HF	inner tone light	+\$0
HT	inner tone	+\$0
LT	light tone	+\$0
LU	soft white	+\$0
MT	medium tone	+\$0
SG	slate grey	+\$0
WA	wheat	+\$0
WL	sandstone	+\$0

Metallic Paint

For smooth paint on smooth steel (SS) or smooth paint on textured steel (TS)

1209	platinum	+\$40
1210	hematite	+\$40
1212	bronzite	+\$40
CN	metallic champagne	+\$40
EH	metallic bronze	+\$40
MS	metallic silver	+\$40

Sand Texture Paint

For textured paint on smooth steel (XS)

98	studio white A	+\$0
-----------	--	------

Bright Sand Texture Paint

For textured paint on smooth steel (XS)

91	white	+\$0
CL	cool grey neutral	+\$0
G1	graphite	+\$0
WN	warm grey neutral	+\$0

Step 8. Top

For painted metal front (P-)

NT	no top	+\$0
T1	1"-high painted metal top with squared edge	+\$0
T2	1 1/4"-high painted metal top with squared edge	+\$0
T3	1 1/4"-high painted metal top with radius edge	+\$48
TL	1 1/4"-high laminate top with thermoplastic edge	+\$63
TR	1 1/4"-high recut veneer top A	+\$112
TF	1 1/4"-high wood veneer top A	+\$136
TV1	1 1/8"-high wood veneer top and wood composite edge with oversail front A	+\$232

For veneer front (V-)

NT	no top	+\$0
T1	1"-high painted metal top with squared edge	+\$0
T2	1 1/4"-high painted metal top with squared edge	+\$0
T3	1 1/4"-high painted metal top with radius edge	+\$48
TL	1 1/4"-high laminate top with thermoplastic edge	+\$63
TF	1 1/4"-high wood veneer top A	+\$136
TV1	1 1/8"-high wood veneer top and wood composite edge with oversail front A	+\$232

Step 9.

Veneer Top Finish: Wood Veneer

For painted metal front (P-) with 1 1/8"-high wood veneer top and wood composite edge with oversail front (TV1)

40	dark brown walnut A	+\$20
ED	aged cherry A	+\$20
EK	medium red walnut A	+\$20
ET	clear on ash A	+\$20
EU	oak on ash A	+\$20
EV	walnut on ash A	+\$20
UL	natural maple A	+\$20
UX	walnut on cherry A	+\$20

Veneer Top Finish: Recut Veneer

For painted metal front (P-) with 1 1/4"-high recut veneer top (TR)

RA	light ash A	+\$0
RK	mahogany dark A	+\$0
RM	mahogany A	+\$0

Veneer Top Finish: Wood Veneer		
<i>For painted metal front (P-) with 1/4"-high wood veneer top (TF)</i>		
2U	light brown walnut <input type="checkbox"/>	+\$20
40	dark brown walnut <input type="checkbox"/>	+\$20
ED	aged cherry <input type="checkbox"/>	+\$20
EK	medium red walnut <input type="checkbox"/>	+\$20
ET	clear on ash <input type="checkbox"/>	+\$20
EU	oak on ash <input type="checkbox"/>	+\$20
EV	walnut on ash <input type="checkbox"/>	+\$20
UL	natural maple <input type="checkbox"/>	+\$20
UX	walnut on cherry <input type="checkbox"/>	+\$20

Veneer Front/Top Finish: Wood Veneer		
<i>For veneer front (V-) with 1/8"-high wood veneer top and wood composite edge with oversail front (TV1)</i>		
40	dark brown walnut <input type="checkbox"/>	+\$28
ED	aged cherry <input type="checkbox"/>	+\$28
EK	medium red walnut <input type="checkbox"/>	+\$28
ET	clear on ash <input type="checkbox"/>	+\$28
EU	oak on ash <input type="checkbox"/>	+\$28
EV	walnut on ash <input type="checkbox"/>	+\$28
UL	natural maple <input type="checkbox"/>	+\$28
UX	walnut on cherry <input type="checkbox"/>	+\$28

Veneer Front Finish: Wood Veneer		
<i>For veneer front (V-) with no top (NT), 1"-high painted metal top with squared edge (T1), 1/4"-high painted metal top with squared edge (T2), or 1/4"-high painted metal top with radius edge (T3), or 1/4"-high laminate top with thermoplastic edge (TL)</i>		
2U	light brown walnut <input type="checkbox"/>	+\$28
40	dark brown walnut <input type="checkbox"/>	+\$28
ED	aged cherry <input type="checkbox"/>	+\$28
EK	medium red walnut <input type="checkbox"/>	+\$28
ET	clear on ash <input type="checkbox"/>	+\$28
EU	oak on ash <input type="checkbox"/>	+\$28
EV	walnut on ash <input type="checkbox"/>	+\$28
UL	natural maple <input type="checkbox"/>	+\$28
UX	walnut on cherry <input type="checkbox"/>	+\$28

Veneer Front/Top Finish: Wood Veneer		
<i>For veneer front (V-) with 1/4"-high wood veneer top (TF)</i>		
2U	light brown walnut <input type="checkbox"/>	+\$28
40	dark brown walnut <input type="checkbox"/>	+\$28
ED	aged cherry <input type="checkbox"/>	+\$28
EK	medium red walnut <input type="checkbox"/>	+\$28
ET	clear on ash <input type="checkbox"/>	+\$28
EU	oak on ash <input type="checkbox"/>	+\$28
EV	walnut on ash <input type="checkbox"/>	+\$28
UL	natural maple <input type="checkbox"/>	+\$28
UX	walnut on cherry <input type="checkbox"/>	+\$28

Step 10. Top Finish
For 1/4"-high laminate top with thermoplastic edge (TL)

Solid-Color Laminate		
8Q	folkstone grey	+\$0
91	white	+\$0
98	studio white	+\$0
CL	cool grey neutral	+\$0
HF	inner tone light	+\$0
HT	inner tone	+\$0
LT	light tone	+\$0
LU	soft white	+\$0
WL	sandstone	+\$0
WN	warm grey neutral	+\$0

Linen Laminate		
LBM	crisp linen	+\$0
LBN	classic linen	+\$0
LBP	casual linen	+\$0

Mesh Laminate		
LBK	pewter mesh	+\$0
LBL	steel mesh	+\$0

Twill Laminate		
LBF	neutral twill	+\$0
LBG	sarum twill	+\$0
LBH	earthen twill	+\$0
LBJ	graphite twill	+\$0
LBQ	white twill	+\$0

Wood-Grain Laminate		
HM	natural maple	+\$0
HP	light anigre	+\$0
LA	light ash	+\$0
LBA	clear on ash	+\$0
LBB	oak on ash	+\$0
LBC	walnut on ash	+\$0
LBD	dark brown walnut	+\$0
LBE	medium red walnut	+\$0
LM	mahogany	+\$0
76	light brown walnut	+\$0
HX	aged cherry	+\$0
HY	walnut on cherry	+\$0

Zephyr Laminate		
28	canyon	+\$0
29	misted	+\$0

Step 11. Edge Finish		
<i>For 1 1/4"-high laminate top with thermoplastic edge (TL)</i>		
28	canyon	+\$0
29	misted	+\$0
76	light brown walnut	+\$0
8Q	folkstone grey	+\$0
91	white	+\$0
98	studio white	+\$0
BU	black umber	+\$0
CL	cool grey neutral	+\$0
G2	graphite satin	+\$0
HF	inner tone light	+\$0
HM	natural maple	+\$0
HP	light anigre	+\$0
HT	inner tone	+\$0
HX	aged cherry	+\$0
HY	walnut on cherry	+\$0
LA	light ash	+\$0
LBA	clear on ash	+\$0
LBB	oak on ash	+\$0
LBC	walnut on ash	+\$0
LBD	dark brown walnut	+\$0
LBE	medium red walnut	+\$0
LBK	pewter mesh	+\$0
LBL	steel mesh	+\$0
LBM	crisp linen	+\$0
LBN	classic linen	+\$0
LBP	casual linen	+\$0
LBF	neutral twill	+\$0

LBG	sarum twill	+\$0
LBH	earthen twill	+\$0
LBJ	graphite twill	+\$0
LBQ	white twill	+\$0
LM	mahogany	+\$0
LU	soft white	+\$0
MT	medium tone	+\$0
SG	slate grey	+\$0
WA	wheat	+\$0
WL	sandstone	+\$0
WN	warm grey neutral	+\$0

Step 12. Lock		
<i>For no top (NT), 1 1/4"-high laminate top with thermoplastic edge (TL), or 1 1/8"-high wood veneer top and wood composite edge with oversail front (TV1)</i>		
NL	no lock	-\$30

<i>For 1"-high painted metal top with squared edge (T1), 1 1/4"-high painted metal top with squared edge (T2), 1 1/4"-high painted metal top with radius edge (T3), 1 1/4"-high recut veneer top (TR), or 1 1/4"-high wood veneer top (TF)</i>		
KA	keyed alike	+\$0
KC	keyed differently, chrome	+\$0
KD	keyed differently, black	+\$0

Step 13. Handle		
<i>For 18" deep (18-) with 1"-high painted metal top with squared edge (T1), or 1 1/4"-high painted metal top with squared edge (T2)</i>		
HN	no hand grip or transit handle	+\$0
H1	hand grip only	+\$48

<i>For 22" deep (22-) or 28" deep (28-) with 1"-high painted metal top with squared edge (T1), or 1 1/4"-high painted metal top with squared edge (T2)</i>		
HN	no hand grip or transit handle	+\$0
H1	hand grip only	+\$48
H2	transit handle only	+\$95
H3	hand grip and transit handle	+\$142

Step 14. Pull Finish		
MS	metallic silver	+\$0

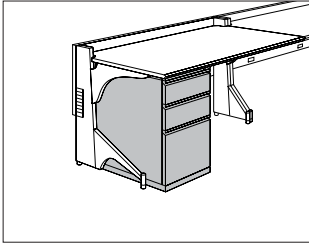
Bar-Pull Mobile Pedestal *continued*

Step 15. Compressor

For box/file (BF), box/box/file (BBF), or personal/personal/box/file (PPBF)

DC	hanging rail, no compressor	-\$12
C	standard compressor	+\$0

Bevel-Pull Freestanding Pedestal F14-1



Meridian® Pedestals

Product Information

Description
 This 15"- or 18"-wide freestanding pedestal has bevel pulls and smooth or textured steel. It has no top or a metal, laminate, or veneer top. 5 base heights are available; all bases include adjustable glides. Actual pedestal depths are 17⁷/₈", 21⁷/₈", or 27⁷/₈". The pedestal is available in a variety of drawer configurations. File drawers include a file compressor; box drawers include an adjustable drawer divider.

Notes

For additional stability, specify counterweight option (CB).
 Stacking pedestals is not recommended.
 When Ethospace® pedestal top (TE3) is required on pedestal configurations FF, BBF, PPBF, and BBBB, the 1¹/₂"-high base (B2) is recommended.
 Order optional accessories for 15"-wide pedestal separately:

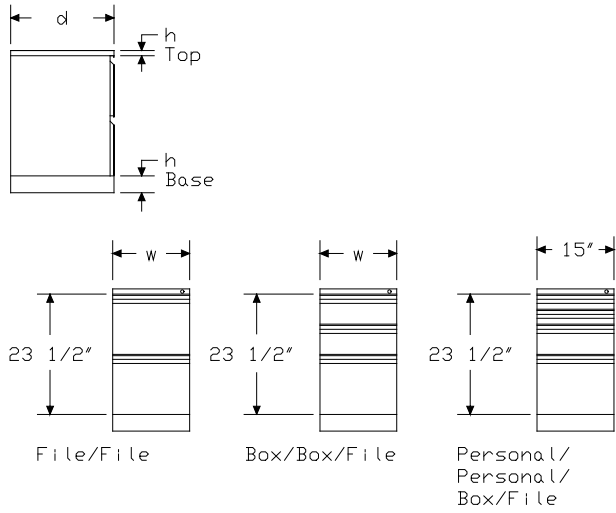
- Drawer divider (73-1567-D)
- File drawer organizer (73-9874-FDO)
- File drawer organizer (LG901)
- Pencil tray (73-1516-PT)
- Stationery tray (73-7082-SST)

Order optional accessories for 18"-wide pedestal separately:

- Drawer divider (73-1867-D)
- File drawer organizer (LG901)
- Pencil tray (73-1816-PT)
- Stationery tray (73-7082-SST-SP)

No lock option (NL) can only be specified on pedestals with no top option (NT), laminate top option (TL), or veneer top option (TV1).
 For keyed-alike locks, order lock plugs separately. See Keyed-Alike Information in Appendices.

Dimensions



Bevel-Pull Freestanding Pedestal

continued

Specification Information

Step 1.

F14-

Step 2. Width

15	15" wide
18	18" wide

Step 3. Depth

18-	18" deep
22-	22" deep
28-	28" deep

Step 4. Configuration

For 15" wide (15)

FF	file/file
BBF	box/box/file
PPBF	personal/personal/box/file
BBBB	box/box/box/box

For 18" wide (18)

FF	file/file
BBF	box/box/file
BBBB	box/box/box/box

Prices for Steps 1-4.

		FF	BBF	PPBF	BBBB
F14-15	18-	\$654	683	760	802
	22-	\$679	707	785	826
	28-	\$696	735	813	854
F14-18	18-	\$679	712	—	831
	22-	\$709	737	—	856
	28-	\$735	763	—	881

Step 5. Paint/Steel Type

SS	smooth paint on smooth steel	+\$0
TS	smooth paint on textured steel	+\$20
XS	textured paint on smooth steel	+\$0

Step 6. Surface Finish

Nonmetallic Paint

For smooth paint on smooth steel (SS) or smooth paint on textured steel (TS)

8Q	folkstone grey	+\$0
91	white	+\$0
98	studio white A	+\$0
9J	sparrow	+\$0
BU	black umber	+\$0
G2	graphite satin	+\$0
HF	inner tone light	+\$0
HT	inner tone	+\$0
LT	light tone	+\$0
LU	soft white	+\$0
MT	medium tone	+\$0
SG	slate grey	+\$0
WA	wheat	+\$0
WL	sandstone	+\$0

Metallic Paint

For smooth paint on smooth steel (SS) or smooth paint on textured steel (TS)

1209	platinum	+\$40
1210	hematite	+\$40
1212	bronzite	+\$40
CN	metallic champagne	+\$40
EH	metallic bronze	+\$40
MS	metallic silver	+\$40

Sand Texture Paint

For textured paint on smooth steel (XS)

98	studio white A	+\$0
-----------	--	------

Bright Sand Texture Paint

For textured paint on smooth steel (XS)

91	white	+\$0
CL	cool grey neutral	+\$0
G1	graphite	+\$0
WN	warm grey neutral	+\$0

Bevel-Pull Freestanding Pedestal

continued

Meridian® Pedestals

Step 7. Top
Ethospace® Pedestal Top (TE3) available only on 15"-wide, 22"- or 28"-deep pedestals.

NT	no top	+\$0
T1	1"-high painted metal top with squared edge	+\$0
T2	1¼"-high painted metal top with squared edge	+\$0
T3	1¼"-high painted metal top with radius edge	+\$48
TL	1¼"-high laminate top with thermoplastic edge	+\$63
TR	1¼"-high recut veneer top A	+\$112
TF	1¼"-high wood veneer top A	+\$136
TV1	1⅛"-high wood veneer top and wood composite edge with oversail front A	+\$232

For 15" wide (15) with 22" deep (22-), or 28" deep (28-)

NT	no top	+\$0
T1	1"-high painted metal top with squared edge	+\$0
T2	1¼"-high painted metal top with squared edge	+\$0
TE3	Ethospace® pedestal top	+\$46
T3	1¼"-high painted metal top with radius edge	+\$48
TL	1¼"-high laminate top with thermoplastic edge	+\$63
TR	1¼"-high recut veneer top A	+\$112
TF	1¼"-high wood veneer top A	+\$136
TV1	1⅛"-high wood veneer top and wood composite edge with oversail front A	+\$232

Step 8. Lock

For no top (NT), 1¼"-high laminate top with thermoplastic edge (TL) AND 1⅛"-high wood veneer top and wood composite edge with oversail front (TV1)

NL	no lock	-\$30
-----------	---------	-------

For 1"-high painted metal top with squared edge (T1), 1¼"-high painted metal top with squared edge (T2), 1¼"-high painted metal top with radius edge (T3), Ethospace® pedestal top (TE3), 1¼"-high recut veneer top (TR) AND 1¼"-high wood veneer top (TF)

KA	keyed alike	+\$0
KC	keyed differently, chrome	+\$0
KD	keyed differently, black	+\$0

Step 9.

Top Finish: Solid-Color Laminate

For 1¼"-high laminate top with thermoplastic edge (TL)

8Q	folkstone grey	+\$0
91	white	+\$0
98	studio white	+\$0
CL	cool grey neutral	+\$0
HF	inner tone light	+\$0
HT	inner tone	+\$0
LU	soft white	+\$0
WL	sandstone	+\$0
WN	warm grey neutral	+\$0

Top Finish: Linen Laminate

For 1¼"-high laminate top with thermoplastic edge (TL)

LBM	crisp linen	+\$0
LBN	classic linen	+\$0
LBP	casual linen	+\$0

Top Finish: Mesh Laminate

For 1¼"-high laminate top with thermoplastic edge (TL)

LBK	pewter mesh	+\$0
LBL	steel mesh	+\$0

Top Finish: Twill Laminate

For 1¼"-high laminate top with thermoplastic edge (TL)

LBF	neutral twill	+\$0
LBG	sarum twill	+\$0
LBH	earthen twill	+\$0
LBJ	graphite twill	+\$0
LBQ	white twill	+\$0

Top Finish: Wood-Grain Laminate

For 1¼"-high laminate top with thermoplastic edge (TL)

HM	natural maple	+\$0
HP	light anigre	+\$0
LA	light ash	+\$0
LBA	clear on ash	+\$0
LBB	oak on ash	+\$0
LBC	walnut on ash	+\$0
LBD	dark brown walnut	+\$0
LBE	medium red walnut	+\$0
LM	mahogany	+\$0
76	light brown walnut	+\$0
HX	aged cherry	+\$0
HY	walnut on cherry	+\$0

Bevel-Pull Freestanding Pedestal

continued

Top Finish: Zephyr Laminate

For 1 1/4"-high laminate top with thermoplastic edge (TL)

28	canyon	+\$0
29	misted	+\$0

Veneer Top Finish: Recut Veneer

For 1 1/4"-high recut veneer top (TR)

RA	light ash A	+\$0
RK	mahogany dark A	+\$0
RM	mahogany A	+\$0

Veneer Top Finish: Wood Veneer

For 1 1/4"-high wood veneer top (TF)

2U	light brown walnut A	+\$20
40	dark brown walnut A	+\$20
ED	aged cherry A	+\$20
EK	medium red walnut A	+\$20
ET	clear on ash A	+\$20
EU	oak on ash A	+\$20
EV	walnut on ash A	+\$20
UL	natural maple A	+\$20
UX	walnut on cherry A	+\$20

Veneer Top Finish: Wood Veneer

For 1 1/8"-high wood veneer top and wood composite edge with oversail front (TV1)

40	dark brown walnut A	+\$20
ED	aged cherry A	+\$20
EK	medium red walnut A	+\$20
ET	clear on ash A	+\$20
EU	oak on ash A	+\$20
EV	walnut on ash A	+\$20
UL	natural maple A	+\$20
UX	walnut on cherry A	+\$20

Step 10. Edge Finish

For 1 1/4"-high laminate top with thermoplastic edge (TL)

28	canyon	+\$0
29	misted	+\$0
76	light brown walnut	+\$0
8Q	folkstone grey	+\$0
91	white	+\$0
98	studio white	+\$0
BU	black umber	+\$0
CL	cool grey neutral	+\$0
G2	graphite satin	+\$0
HF	inner tone light	+\$0

HM	natural maple	+\$0
HP	light anigre	+\$0
HT	inner tone	+\$0
HX	aged cherry	+\$0
HY	walnut on cherry	+\$0
LA	light ash	+\$0
LBA	clear on ash	+\$0
LBB	oak on ash	+\$0
LBC	walnut on ash	+\$0
LBD	dark brown walnut	+\$0
LBE	medium red walnut	+\$0
LBK	pewter mesh	+\$0
LBL	steel mesh	+\$0
LBM	crisp linen	+\$0
LBN	classic linen	+\$0
LBP	casual linen	+\$0
LBF	neutral twill	+\$0
LBG	sarum twill	+\$0
LBH	earthen twill	+\$0
LBJ	graphite twill	+\$0
LBQ	white twill	+\$0
LM	mahogany	+\$0
LU	soft white	+\$0
MT	medium tone	+\$0
SG	slate grey	+\$0
WA	wheat	+\$0
WL	sandstone	+\$0
WN	warm grey neutral	+\$0

Step 11. Base Height

B1	1"-high base	+\$0
B2	1 1/2"-high base	+\$0
B3	2 1/4"-high base	+\$0
B4	3 1/4"-high base	+\$0
BA	1"-high recessed base	+\$32
BB	1 1/2"-high recessed base	+\$32
BC	2 1/4"-high recessed base	+\$32
BD	3 1/4"-high recessed base	+\$32
B5	4 1/4"-high base	+\$32

Step 12. Counterweight

NO	no counterweight	+\$0
CB	counterweight	+\$88

Bevel-Pull Freestanding Pedestal

continued

Meridian® Pedestals

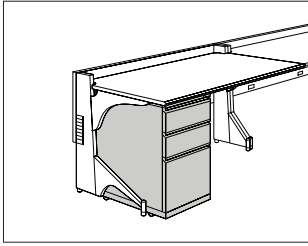
Step 13. Compressor

For file/file (FF)

DC	hanging rail, no compressor	-\$24
C	standard compressor	+\$0

For box/box/file (BBF) or personal/personal/box/file (PPBF)

DC	hanging rail, no compressor	-\$12
C	standard compressor	+\$0



Product Information

Description

This 15"- or 18"-wide mobile pedestal has bevel pulls and smooth or textured steel. It has no top or a metal, laminate, or veneer top. The pedestal has a 2 1/2"-high base with casters and counterweights. Actual pedestal depths are 17 7/8", 21 7/8", or 27 7/8". The pedestal is available in a variety of drawer configurations. File drawers include a file compressor; box drawers include an adjustable drawer divider. The pedestal with squared-edge metal top is available with a hand grip; the 22"- and 28"-deep pedestals with squared-edge metal tops are available with transit handles.

Notes

Order optional accessories for 15"-wide pedestal separately:

- Drawer divider (73-1567-D)
- File drawer organizer (73-9874-FDO)
- File drawer organizer (LG901)
- Pencil tray (73-1516-PT)
- Stationery tray (73-7082-SST)

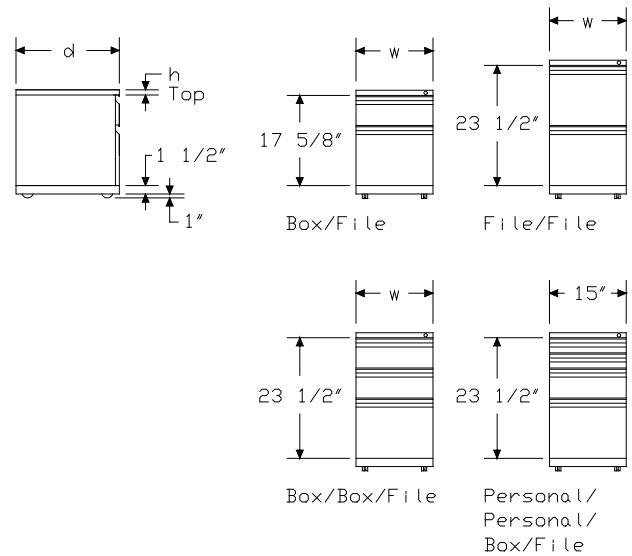
Order optional accessories for 18"-wide pedestal separately:

- Drawer divider (73-1867-D)
- File drawer organizer (LG901)
- Pencil tray (73-1816-PT)
- Stationery tray (73-7082-SST-SP)

No lock option (NL) can only be specified on pedestals with no top option (NT), laminate top option (TL), or veneer top option (TV1).

For keyed-alike locks, order lock plugs separately. See Keyed-Alike Information in Appendices.

Dimensions



Specification Information						
Step 1.						
M14-						
Step 2. Width						
15	15" wide					
18	18" wide					
Step 3. Depth						
18-	18" deep					
22-	22" deep					
28-	28" deep					
Step 4. Configuration						
<i>For 15" wide (15)</i>						
BF	box/file					
FF	file/file					
BBF	box/box/file					
PPBF	personal/personal/box/file					
BBB	box/box/box					
BBBB	box/box/box/box					
<i>For 18" wide (18)</i>						
BF	box/file					
FF	file/file					
BBF	box/box/file					
BBB	box/box/box					
BBBB	box/box/box/box					
Prices for Steps 1-4.						
	BF	FF	BBF	PPBF	BBB	BBBB
M14-15 18-	\$696	798	827	903	810	945
22-	\$713	820	851	929	831	967
28-	\$739	857	877	958	856	995
M14-18 18-	\$711	822	856	—	830	976
22-	\$729	852	879	—	846	998
28-	\$752	877	905	—	872	1036
Step 5. Paint/Steel Type						
SS	smooth paint on smooth steel					+\$0
TS	smooth paint on textured steel					+\$20
XS	textured paint on smooth steel					+\$0

Step 6. Surface Finish		
Nonmetallic Paint		
<i>For smooth paint on smooth steel (SS) or smooth paint on textured steel (TS)</i>		
8Q	folkstone grey	+\$0
91	white	+\$0
98	studio white A	+\$0
9J	sparrow	+\$0
BU	black umber	+\$0
G2	graphite satin	+\$0
HF	inner tone light	+\$0
HT	inner tone	+\$0
LT	light tone	+\$0
LU	soft white	+\$0
MT	medium tone	+\$0
SG	slate grey	+\$0
WA	wheat	+\$0
WL	sandstone	+\$0
Metallic Paint		
<i>For smooth paint on smooth steel (SS) or smooth paint on textured steel (TS)</i>		
1209	platinum	+\$40
1210	hematite	+\$40
1212	bronzite	+\$40
CN	metallic champagne	+\$40
EH	metallic bronze	+\$40
MS	metallic silver	+\$40
Sand Texture Paint		
<i>For textured paint on smooth steel (XS)</i>		
98	studio white	+\$0
Bright Sand Texture Paint		
<i>For textured paint on smooth steel (XS)</i>		
91	white	+\$0
CL	cool grey neutral	+\$0
G1	graphite	+\$0
WN	warm grey neutral	+\$0

Step 7. Top		
NT	no top	+\$0
T1	1"-high painted metal top with squared edge	+\$0
T2	1 ¹ / ₄ "-high painted metal top with squared edge	+\$0
T3	1 ¹ / ₄ "-high painted metal top with radius edge	+\$48
TL	1 ¹ / ₄ "-high laminate top with thermoplastic edge	+\$63
TR	1 ¹ / ₄ "-high recut veneer top A	+\$112
TF	1 ¹ / ₄ "-high wood veneer top A	+\$136
TV1	1 ¹ / ₈ "-high wood veneer top and wood composite edge with oversail front A	+\$232

Step 8. Lock		
<i>For no top (NT), 1¹/₄"-high laminate top with thermoplastic edge (TL), or 1¹/₈"-high wood veneer top and wood composite edge with oversail front (TV1)</i>		
NL	no lock	-\$30

<i>For 1"-high painted metal top with squared edge (T1), 1¹/₄"-high painted metal top with squared edge (T2), 1¹/₄"-high painted metal top with radius edge (T3), 1¹/₄"-high recut veneer top (TR), or 1¹/₄"-high wood veneer top (TF)</i>		
KA	keyed alike	+\$0
KC	keyed differently, chrome	+\$0
KD	keyed differently, black	+\$0

Step 9.		
Veneer Top Finish: Wood Veneer		
<i>For 1¹/₄"-high wood veneer top (TF)</i>		
2U	light brown walnut A	+\$20
40	dark brown walnut A	+\$20
ED	aged cherry A	+\$20
EK	medium red walnut A	+\$20
ET	clear on ash A	+\$20
EU	oak on ash A	+\$20
EV	walnut on ash A	+\$20
UL	natural maple A	+\$20
UX	walnut on cherry A	+\$20

Veneer Top Finish: Wood Veneer		
<i>For 1¹/₈"-high wood veneer top and wood composite edge with oversail front (TV1)</i>		
40	dark brown walnut A	+\$20
ED	aged cherry A	+\$20
EK	medium red walnut A	+\$20
ET	clear on ash A	+\$20
EU	oak on ash A	+\$20
EV	walnut on ash A	+\$20
UL	natural maple A	+\$20
UX	walnut on cherry A	+\$20

Veneer Top Finish: Recut Veneer		
<i>For 1¹/₄"-high recut veneer top (TR)</i>		
RA	light ash A	+\$0
RK	mahogany dark A	+\$0
RM	mahogany A	+\$0

Top Finish: Solid-Color Laminate		
<i>For 1¹/₄"-high laminate top with thermoplastic edge (TL)</i>		
8Q	folkstone grey	+\$0
91	white	+\$0
98	studio white	+\$0
CL	cool grey neutral	+\$0
HF	inner tone light	+\$0
HT	inner tone	+\$0
LT	light tone	+\$0
LU	soft white	+\$0
WL	sandstone	+\$0
WN	warm grey neutral	+\$0

Top Finish: Linen Laminate		
<i>For 1¹/₄"-high laminate top with thermoplastic edge (TL)</i>		
LBM	crisp linen	+\$0
LBN	classic linen	+\$0
LBP	casual linen	+\$0

Top Finish: Mesh Laminate		
<i>For 1¹/₄"-high laminate top with thermoplastic edge (TL)</i>		
LBK	pewter mesh	+\$0
LBL	steel mesh	+\$0

Top Finish: Twill Laminate		
<i>For 1 1/4"-high laminate top with thermoplastic edge (TL)</i>		
LBF	neutral twill	+\$0
LBG	sarum twill	+\$0
LBH	earthen twill	+\$0
LBJ	graphite twill	+\$0
LBQ	white twill	+\$0

Top Finish: Wood-Grain Laminate		
<i>For 1 1/4"-high laminate top with thermoplastic edge (TL)</i>		
HM	natural maple	+\$0
HP	light anigre	+\$0
LA	light ash	+\$0
LBA	clear on ash	+\$0
LBB	oak on ash	+\$0
LBC	walnut on ash	+\$0
LBD	dark brown walnut	+\$0
LBE	medium red walnut	+\$0
LM	mahogany	+\$0
76	light brown walnut	+\$0
HX	aged cherry	+\$0
HY	walnut on cherry	+\$0

Top Finish: Zephyr Laminate		
<i>For 1 1/4"-high laminate top with thermoplastic edge (TL)</i>		
28	canyon	+\$0
29	misted	+\$0

Step 10. Edge Finish		
<i>For 1 1/4"-high laminate top with thermoplastic edge (TL)</i>		
28	canyon	+\$0
29	misted	+\$0
76	light brown walnut	+\$0
8Q	folkstone grey	+\$0
91	white	+\$0
98	studio white	+\$0
BU	black umber	+\$0
CL	cool grey neutral	+\$0
G2	graphite satin	+\$0
HF	inner tone light	+\$0
HM	natural maple	+\$0
HP	light anigre	+\$0
HT	inner tone	+\$0
HX	aged cherry	+\$0
HY	walnut on cherry	+\$0
LA	light ash	+\$0
LBA	clear on ash	+\$0

LBB	oak on ash	+\$0
LBC	walnut on ash	+\$0
LBD	dark brown walnut	+\$0
LBE	medium red walnut	+\$0
LBK	pewter mesh	+\$0
LBL	steel mesh	+\$0
LBM	crisp linen	+\$0
LBN	classic linen	+\$0
LBP	casual linen	+\$0
LBF	neutral twill	+\$0
LBG	sarum twill	+\$0
LBH	earthen twill	+\$0
LBJ	graphite twill	+\$0
LBQ	white twill	+\$0
LM	mahogany	+\$0
LU	soft white	+\$0
MT	medium tone	+\$0
SG	slate grey	+\$0
WA	wheat	+\$0
WL	sandstone	+\$0
WN	warm grey neutral	+\$0

Step 11. Handle

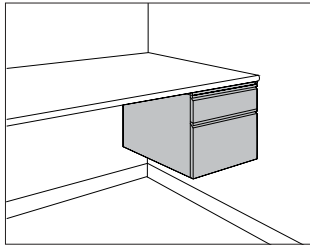
<i>For 18" deep (18-) with 1"-high painted metal top with squared edge (T1), or 1 1/4"-high painted metal top with squared edge (T2)</i>		
HN	no hand grip or transit handle	+\$0
H1	hand grip only	+\$48

<i>For 22" deep (22-) or 28" deep (28-) with 1"-high painted metal top with squared edge (T1), or 1 1/4"-high painted metal top with squared edge (T2)</i>		
HN	no hand grip or transit handle	+\$0
H1	hand grip only	+\$48
H2	transit handle only	+\$95
H3	hand grip and transit handle	+\$142

Step 12. Compressor

<i>For box/file (BF), box/box/file (BBF), or personal/personal/box/file (PPBF)</i>		
DC	hanging rail, no compressor	-\$12
C	standard compressor	+\$0

<i>For file/file (FF)</i>		
DC	hanging rail, no compressor	-\$24
C	standard compressor	+\$0



Product Information

Description

This 15"- or 18"-wide pedestal mounts under a work surface and has full-width, bevel pulls and smooth or textured steel. It has a 1"-high suspension top with lock. 5 base heights are available. Mounting hardware is included.

Actual pedestal depths are 17⁷/₈", 21⁷/₈", or 27⁷/₈". The pedestal is available in 2 drawer configurations. File drawers include a file compressor; box drawers include an adjustable drawer divider.

Notes

Order optional accessories for 15"-wide pedestal separately:

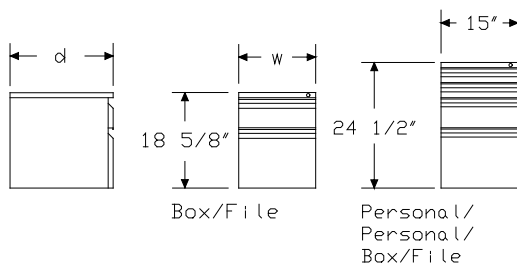
- Drawer divider (73-1567-D)
- File drawer organizer (73-9874-FDO)
- File drawer organizer (LG901)
- Pencil tray (73-1516-PT)
- Stationery tray (73-7082-SST)

Order optional accessories for 18"-wide pedestal separately:

- Drawer divider (73-1867-D)
- File drawer organizer (LG901)
- Pencil tray (73-1816-PT)
- Stationery tray (73-7082-SST-SP)

For keyed-alike locks, order lock plugs separately. See Keyed-Alike Information in Appendices.

Dimensions



Specification Information

Step 1.

S14-

Step 2. Width

- 15** 15" wide
- 18** 18" wide

Step 3. Depth

- 18-** 18" deep
- 22-** 22" deep
- 28-** 28" deep

Step 4. Configuration

For 15" wide (15)

- BF** box/file
- PPBF** personal/personal/box/file

For 18" wide (18)

- BF** box/file

Prices for Steps 1-4.

		BF	PPBF
S14-15	18-	\$497	705
	22-	\$508	723
	28-	\$523	742
S14-18	18-	\$511	—
	22-	\$524	—
	28-	\$537	—

Step 5. Paint/Steel Type

- SS** smooth paint on smooth steel +\$0
- TS** smooth paint on textured steel +\$20
- XS** textured paint on smooth steel +\$0

Bevel-Pull Suspended Pedestal

continued

Meridian® Pedestals

Step 6. Surface Finish

Nonmetallic Paint

For smooth paint on smooth steel (SS) or smooth paint on textured steel (TS)

8Q	folkstone grey	+\$0
91	white	+\$0
98	studio white <input type="checkbox"/> A	+\$0
9J	sparrow	+\$0
BU	black umber	+\$0
G2	graphite satin	+\$0
HF	inner tone light	+\$0
HT	inner tone	+\$0
LT	light tone	+\$0
LU	soft white	+\$0
MT	medium tone	+\$0
SG	slate grey	+\$0
WA	wheat	+\$0
WL	sandstone	+\$0

Metallic Paint

For smooth paint on smooth steel (SS) or smooth paint on textured steel (TS)

1209	platinum	+\$40
1210	hematite	+\$40
1212	bronzite	+\$40
CN	metallic champagne	+\$40
EH	metallic bronze	+\$40
MS	metallic silver	+\$40

Sand Texture Paint

For textured paint on smooth steel (XS)

98	studio white <input type="checkbox"/> A	+\$0
-----------	---	------

Bright Sand Texture Paint

For textured paint on smooth steel (XS)

91	white	+\$0
CL	cool grey neutral	+\$0
G1	graphite	+\$0
WN	warm grey neutral	+\$0

Step 7. Lock

KA	keyed alike	+\$0
KC	keyed differently, chrome	+\$0
KD	keyed differently, black	+\$0

Step 8. Base Height

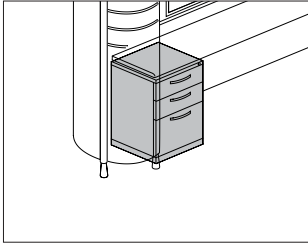
NB	no base	+\$0
B1	1"-high base	+\$56
B2	1½"-high base	+\$56
B3	2¼"-high base	+\$56
B4	3¼"-high base	+\$56
BA	1"-high recessed base	+\$84
BB	1½"-high recessed base	+\$84
BC	2¼"-high recessed base	+\$84
BD	3¼"-high recessed base	+\$84
B5	4¼"-high base	+\$84

Step 9. Compressor

DC	hanging rail, no compressor	-\$12
C	standard compressor	+\$0

Ellipse-Pull Freestanding Pedestal

F1J-1



Product Information

Description

This 15"-wide freestanding pedestal has ellipse pulls and smooth steel. It has no top or a metal, laminate, or veneer top. 5 base heights are available; all bases include adjustable glides.

Actual pedestal depths are 17⁷/₈", 21⁷/₈", or 27⁷/₈". The pedestal is available in a variety of drawer configurations. File drawers include a file compressor; box drawers include an adjustable drawer divider.

Notes

For additional stability, specify counterweight option (CB).

Stacking pedestals is not recommended.

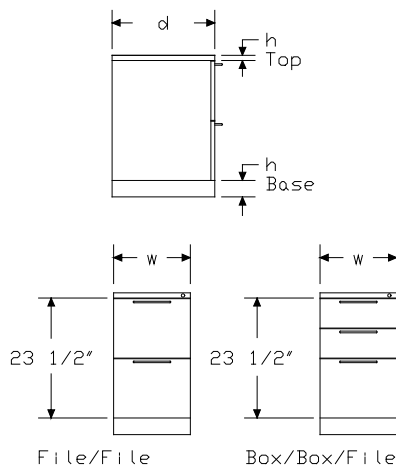
Order optional accessories separately:

- Drawer divider (73-1567-D)
- File drawer organizer (73-9874-FDO)
- File drawer organizer (LG901)
- Pencil tray (73-1516-PT)
- Stationery tray (73-7082-SST)

No lock option (NL) can only be specified on pedestals with no top option (NT) or laminate top option (TL).

For keyed-alike locks, order lock plugs separately. See Keyed-Alike Information in Appendices.

Dimensions



Specification Information

Step 1.

F1J-15

Step 2. Depth

- 18-** 18" deep
- 22-** 22" deep
- 28-** 28" deep

Step 3. Configuration

- FF** file/file
- BBF** box/box/file

Prices for Steps 1-3.

		FF	BBF
F1J-15	18-	\$718	750
	22-	\$747	777
	28-	\$773	807

Step 4. Paint/Steel Type

- SS** smooth paint on smooth steel +\$0
- TS** smooth paint on textured steel +\$20
- XS** textured paint on smooth steel +\$0

Step 5. Case Finish

Nonmetallic Paint

For smooth paint on smooth steel (SS) or smooth paint on textured steel (TS)

8Q	folkstone grey <input type="checkbox"/>	+\$0
91	white <input type="checkbox"/>	+\$0
98	studio white <input type="checkbox"/>	+\$0
9J	sparrow <input type="checkbox"/>	+\$0
BU	black umber <input type="checkbox"/>	+\$0
G2	graphite satin <input type="checkbox"/>	+\$0
HF	inner tone light <input type="checkbox"/>	+\$0
HT	inner tone <input type="checkbox"/>	+\$0
LT	light tone <input type="checkbox"/>	+\$0
LU	soft white <input type="checkbox"/>	+\$0
MT	medium tone <input type="checkbox"/>	+\$0
SG	slate grey <input type="checkbox"/>	+\$0
WA	wheat <input type="checkbox"/>	+\$0
WL	sandstone <input type="checkbox"/>	+\$0

Ellipse-Pull Freestanding Pedestal

continued

Meridian® Pedestals

Metallic Paint		
<i>For smooth paint on smooth steel (SS) or smooth paint on textured steel (TS)</i>		
1209	platinum <input type="checkbox"/>	+\$40
1210	hematite <input type="checkbox"/>	+\$40
1212	bronzite <input type="checkbox"/>	+\$40
CN	metallic champagne <input type="checkbox"/>	+\$40
EH	metallic bronze <input type="checkbox"/>	+\$40
MS	metallic silver <input type="checkbox"/>	+\$40

Sand Texture Paint		
<i>For textured paint on smooth steel (XS)</i>		
98	studio white <input type="checkbox"/>	+\$0

Bright Sand Texture Paint		
<i>For textured paint on smooth steel (XS)</i>		
91	white <input type="checkbox"/>	+\$0
CL	cool grey neutral <input type="checkbox"/>	+\$0
G1	graphite <input type="checkbox"/>	+\$0
WN	warm grey neutral <input type="checkbox"/>	+\$0

Step 6. Front Finish

Nonmetallic Paint		
<i>For smooth paint on smooth steel (SS) or smooth paint on textured steel (TS)</i>		
8Q	folkstone grey <input type="checkbox"/>	+\$0
91	white <input type="checkbox"/>	+\$0
98	studio white <input type="checkbox"/>	+\$0
9J	sparrow <input type="checkbox"/>	+\$0
BU	black umber <input type="checkbox"/>	+\$0
G2	graphite satin <input type="checkbox"/>	+\$0
HF	inner tone light <input type="checkbox"/>	+\$0
HT	inner tone <input type="checkbox"/>	+\$0
LT	light tone <input type="checkbox"/>	+\$0
LU	soft white <input type="checkbox"/>	+\$0
MT	medium tone <input type="checkbox"/>	+\$0
SG	slate grey <input type="checkbox"/>	+\$0
WA	wheat <input type="checkbox"/>	+\$0
WL	sandstone <input type="checkbox"/>	+\$0

Metallic Paint		
<i>For smooth paint on smooth steel (SS) or smooth paint on textured steel (TS)</i>		
1209	platinum <input type="checkbox"/>	+\$0
1210	hematite <input type="checkbox"/>	+\$0
1212	bronzite <input type="checkbox"/>	+\$0
CN	metallic champagne <input type="checkbox"/>	+\$0
EH	metallic bronze <input type="checkbox"/>	+\$0
MS	metallic silver <input type="checkbox"/>	+\$0

Sand Texture Paint		
<i>For textured paint on smooth steel (XS)</i>		
98	studio white <input type="checkbox"/>	+\$0

Bright Sand Texture Paint		
<i>For textured paint on smooth steel (XS)</i>		
91	white <input type="checkbox"/>	+\$0
CL	cool grey neutral <input type="checkbox"/>	+\$0
G1	graphite <input type="checkbox"/>	+\$0
WN	warm grey neutral <input type="checkbox"/>	+\$0

Step 7. Top

NT	no top <input type="checkbox"/>	+\$0
T1	1"-high painted metal top with squared edge <input type="checkbox"/>	+\$0
T2	1 1/4"-high painted metal top with squared edge <input type="checkbox"/>	+\$0
T3	1 1/4"-high painted metal top with radius edge <input type="checkbox"/>	+\$48
TL	1 1/4"-high laminate top with thermoplastic edge <input type="checkbox"/>	+\$63
TR	1 1/4"-high recut veneer top <input type="checkbox"/>	+\$112
TF	1 1/4"-high wood veneer top <input type="checkbox"/>	+\$136
TV1	1 1/8"-high wood veneer top and wood composite edge with oversail front <input type="checkbox"/>	+\$232

Step 8. Lock

<i>For no top (NT), 1 1/4"-high laminate top with thermoplastic edge (TL), or 1 1/8"-high wood veneer top and wood composite edge with oversail front (TV1)</i>		
NL	no lock <input type="checkbox"/>	-\$30

<i>For 1"-high painted metal top with squared edge (T1), 1 1/4"-high painted metal top with squared edge (T2), 1 1/4"-high painted metal top with radius edge (T3), 1 1/4"-high recut veneer top (TR), or 1 1/4"-high wood veneer top (TF)</i>		
KA	keyed alike <input type="checkbox"/>	+\$0
KC	keyed differently, chrome <input type="checkbox"/>	+\$0
KD	keyed differently, black <input type="checkbox"/>	+\$0

Ellipse-Pull Freestanding Pedestal

continued

Step 9.

Veneer Top Finish: Wood Veneer

For 1 1/4"-high wood veneer top (TF)

2U	light brown walnut <input type="checkbox"/>	+\$20
40	dark brown walnut <input type="checkbox"/>	+\$20
ED	aged cherry <input type="checkbox"/>	+\$20
EK	medium red walnut <input type="checkbox"/>	+\$20
ET	clear on ash <input type="checkbox"/>	+\$20
EU	oak on ash <input type="checkbox"/>	+\$20
EV	walnut on ash <input type="checkbox"/>	+\$20
UL	natural maple <input type="checkbox"/>	+\$20
UX	walnut on cherry <input type="checkbox"/>	+\$20

Top Finish: Solid-Color Laminate

For 1 1/4"-high laminate top with thermoplastic edge (TL)

8Q	folkstone grey <input type="checkbox"/>	+\$0
91	white <input type="checkbox"/>	+\$0
98	studio white	+\$0
CL	cool grey neutral <input type="checkbox"/>	+\$0
HF	inner tone light <input type="checkbox"/>	+\$0
HT	inner tone <input type="checkbox"/>	+\$0
LT	light tone <input type="checkbox"/>	+\$0
LU	soft white <input type="checkbox"/>	+\$0
WL	sandstone <input type="checkbox"/>	+\$0
WN	warm grey neutral <input type="checkbox"/>	+\$0

Top Finish: Linen Laminate

For 1 1/4"-high laminate top with thermoplastic edge (TL)

LBM	crisp linen	+\$0
LBN	classic linen	+\$0
LBP	casual linen	+\$0

Top Finish: Mesh Laminate

For 1 1/4"-high laminate top with thermoplastic edge (TL)

LBK	pewter mesh	+\$0
LBL	steel mesh	+\$0

Top Finish: Twill Laminate

For 1 1/4"-high laminate top with thermoplastic edge (TL)

LBF	neutral twill	+\$0
LBG	sarum twill	+\$0
LBH	earthen twill	+\$0
LBJ	graphite twill	+\$0
LBQ	white twill	+\$0

Top Finish: Wood-Grain Laminate

For 1 1/4"-high laminate top with thermoplastic edge (TL)

HM	natural maple <input type="checkbox"/>	+\$0
HP	light anigre <input type="checkbox"/>	+\$0
LA	light ash <input type="checkbox"/>	+\$0
LBA	clear on ash	+\$0
LBB	oak on ash	+\$0
LBC	walnut on ash	+\$0
LBD	dark brown walnut	+\$0
LBE	medium red walnut	+\$0
LM	mahogany <input type="checkbox"/>	+\$0
76	light brown walnut <input type="checkbox"/>	+\$0
HX	aged cherry <input type="checkbox"/>	+\$0
HY	walnut on cherry <input type="checkbox"/>	+\$0

Top Finish: Zephyr Laminate

For 1 1/4"-high laminate top with thermoplastic edge (TL)

28	canyon <input type="checkbox"/>	+\$0
29	misted <input type="checkbox"/>	+\$0

Veneer Top Finish: Recut Veneer

For 1 1/4"-high recut veneer top (TR)

RA	light ash <input type="checkbox"/>	+\$0
RK	mahogany dark <input type="checkbox"/>	+\$0
RM	mahogany <input type="checkbox"/>	+\$0

Veneer Top Finish: Wood Veneer

For 1 1/8"-high wood veneer top and wood composite edge with oversail front (TV1)

40	dark brown walnut <input type="checkbox"/>	+\$20
ED	aged cherry <input type="checkbox"/>	+\$20
EK	medium red walnut <input type="checkbox"/>	+\$20
ET	clear on ash <input type="checkbox"/>	+\$20
EU	oak on ash <input type="checkbox"/>	+\$20
EV	walnut on ash <input type="checkbox"/>	+\$20
UL	natural maple <input type="checkbox"/>	+\$20
UX	walnut on cherry <input type="checkbox"/>	+\$20

Step 10. Edge Finish

For 1 1/4"-high laminate top with thermoplastic edge (TL)

28	canyon <input type="checkbox"/>	+\$0
29	misted <input type="checkbox"/>	+\$0
76	light brown walnut <input type="checkbox"/>	+\$0
8Q	folkstone grey <input type="checkbox"/>	+\$0
91	white <input type="checkbox"/>	+\$0
98	studio white	+\$0
BU	black umber <input type="checkbox"/>	+\$0

Ellipse-Pull Freestanding Pedestal

continued

Meridian® Pedestals

CL	cool grey neutral <input type="checkbox"/>	+\$0
G2	graphite satin <input type="checkbox"/>	+\$0
HF	inner tone light <input type="checkbox"/>	+\$0
HM	natural maple <input type="checkbox"/>	+\$0
HP	light anigre <input type="checkbox"/>	+\$0
HT	inner tone <input type="checkbox"/>	+\$0
HX	aged cherry <input type="checkbox"/>	+\$0
HY	walnut on cherry <input type="checkbox"/>	+\$0
LA	light ash <input type="checkbox"/>	+\$0
LBA	clear on ash	+\$0
LBB	oak on ash	+\$0
LBC	walnut on ash	+\$0
LBD	dark brown walnut	+\$0
LBE	medium red walnut	+\$0
LBK	pewter mesh	+\$0
LBL	steel mesh	+\$0
LBM	crisp linen	+\$0
LBN	classic linen	+\$0
LBP	casual linen	+\$0
LBF	neutral twill	+\$0
LBG	sarum twill	+\$0
LBH	earthen twill	+\$0
LBJ	graphite twill	+\$0
LBQ	white twill	+\$0
LM	mahogany <input type="checkbox"/>	+\$0
LU	soft white <input type="checkbox"/>	+\$0
MT	medium tone <input type="checkbox"/>	+\$0
SG	slate grey <input type="checkbox"/>	+\$0
WA	wheat <input type="checkbox"/>	+\$0
WL	sandstone <input type="checkbox"/>	+\$0
WN	warm grey neutral <input type="checkbox"/>	+\$0

Step 11. Base Height

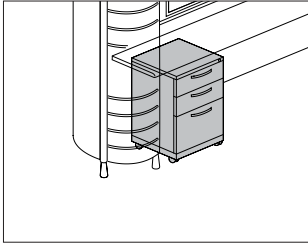
B1	1"-high base <input type="checkbox"/>	+\$0
B2	1½"-high base <input type="checkbox"/>	+\$0
B3	2¼"-high base <input type="checkbox"/>	+\$0
B4	3¼"-high base <input type="checkbox"/>	+\$0
BA	1"-high recessed base <input type="checkbox"/>	+\$32
BB	1½"-high recessed base <input type="checkbox"/>	+\$32
BC	2¼"-high recessed base <input type="checkbox"/>	+\$32
BD	3¼"-high recessed base <input type="checkbox"/>	+\$32
B5	4¼"-high base <input type="checkbox"/>	+\$32

Step 12. Counterweight

NO	no counterweight <input type="checkbox"/>	+\$0
CB	counterweight <input type="checkbox"/>	+\$88

Step 13. Compressor

		FF	BBF
DC	hanging rail, no compressor <input type="checkbox"/>	-\$24	-12
C	standard compressor <input type="checkbox"/>	+\$0	0



Product Information

Description

This 15"-wide mobile pedestal has ellipse pulls and smooth steel. It has no top or a metal, laminate, or veneer top. The pedestal has a 2½"-high base with casters and counterweights.

Actual pedestal depths are 17⅞", 21⅞", or 27⅞". The pedestal is available in a variety of drawer configurations. File drawers include a file compressor; box drawers include an adjustable drawer divider. The pedestal with squared-edge metal top is available with a hand grip; the 22"- and 28"-deep pedestals with squared-edge metal tops are available with transit handles.

Notes

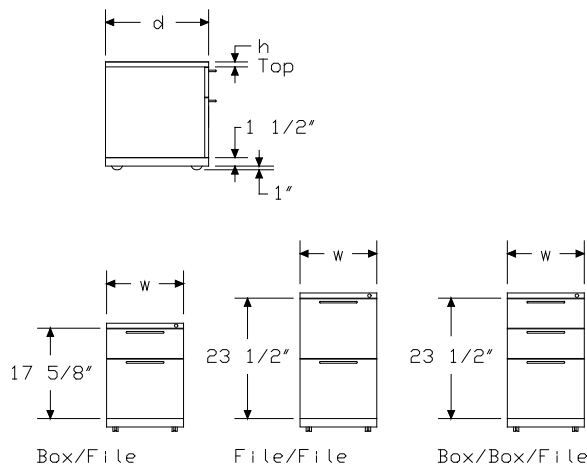
Order optional accessories separately:

- Drawer divider (73-1567-D)
- File drawer organizer (73-9874-FDO)
- File drawer organizer (LG901)
- Pencil tray (73-1516-PT)
- Stationery tray (73-7082-SST)

No lock option (NL) can only be specified on pedestals with no top option (NT) or laminate top option (TL).

For keyed-alike locks, order lock plugs separately. See Keyed-Alike Information in Appendices.

Dimensions



Specification Information

Step 1.

M1J-15 [A]

Step 2. Depth

- 18-** 18" deep [A]
- 22-** 22" deep [A]
- 28-** 28" deep [A]

Step 3. Configuration

- FF** file/file [A]
- BF** box/file [A]
- BBF** box/box/file [A]

Prices for Steps 1-3.

		FF	BF	BBF
M1J-15	18-	\$874	765	909
	22-	\$901	782	934
	28-	\$941	811	967

Step 4. Paint/Steel Type

- SS** smooth paint on smooth steel [A] +\$0
- TS** smooth paint on textured steel [A] +\$20
- XS** textured paint on smooth steel [A] +\$0

Step 5. Case Finish

Nonmetallic Paint

For smooth paint on smooth steel (SS) or smooth paint on textured steel (TS)

8Q	folkstone grey [A]	+\$0
91	white [A]	+\$0
98	studio white [A]	+\$0
9J	sparrow [A]	+\$0
BU	black umber [A]	+\$0
G2	graphite satin [A]	+\$0
HF	inner tone light [A]	+\$0
HT	inner tone [A]	+\$0
LT	light tone [A]	+\$0
LU	soft white [A]	+\$0
MT	medium tone [A]	+\$0
SG	slate grey [A]	+\$0
WA	wheat [A]	+\$0
WL	sandstone [A]	+\$0

Ellipse-Pull Mobile Pedestal

continued

Meridian® Pedestals

Metallic Paint
For smooth paint on smooth steel (SS) or smooth paint on textured steel (TS)

1209	platinum A	+\$40
1210	hematite A	+\$40
1212	bronzite A	+\$40
CN	metallic champagne A	+\$40
EH	metallic bronze A	+\$40
MS	metallic silver A	+\$40

Sand Texture Paint
For textured paint on smooth steel (XS)

98	studio white A	+\$0
-----------	-----------------------------	------

Bright Sand Texture Paint
For textured paint on smooth steel (XS)

91	white A	+\$0
CL	cool grey neutral A	+\$0
G1	graphite A	+\$0
WN	warm grey neutral A	+\$0

Step 6. Front Finish

Nonmetallic Paint
For smooth paint on smooth steel (SS) or smooth paint on textured steel (TS)

8Q	folkstone grey A	+\$0
91	white A	+\$0
98	studio white A	+\$0
9J	sparrow A	+\$0
BU	black umber A	+\$0
G2	graphite satin A	+\$0
HF	inner tone light A	+\$0
HT	inner tone A	+\$0
LT	light tone A	+\$0
LU	soft white A	+\$0
MT	medium tone A	+\$0
SG	slate grey A	+\$0
WA	wheat A	+\$0
WL	sandstone A	+\$0

Metallic Paint
For smooth paint on smooth steel (SS) or smooth paint on textured steel (TS)

1209	platinum A	+\$0
1210	hematite A	+\$0
1212	bronzite A	+\$0
CN	metallic champagne A	+\$0
EH	metallic bronze A	+\$0
MS	metallic silver A	+\$0

Sand Texture Paint
For textured paint on smooth steel (XS)

98	studio white A	+\$0
-----------	-----------------------------	------

Bright Sand Texture Paint
For textured paint on smooth steel (XS)

91	white A	+\$0
CL	cool grey neutral A	+\$0
G1	graphite A	+\$0
WN	warm grey neutral A	+\$0

Step 7. Top

NT	no top A	+\$0
T1	1"-high painted metal top with squared edge A	+\$0
T2	1 1/4"-high painted metal top with squared edge A	+\$0
T3	1 1/4"-high painted metal top with radius edge A	+\$48
TL	1 1/4"-high laminate top with thermoplastic edge A	+\$63
TR	1 1/4"-high recut veneer top A	+\$112
TF	1 1/4"-high wood veneer top A	+\$136
TV1	1 1/8"-high wood veneer top and wood composite edge with oversail front A	+\$232

Step 8. Lock

For no top (NT), 1 1/4"-high laminate top with thermoplastic edge (TL), or 1 1/8"-high wood veneer top and wood composite edge with oversail front (TV1)

NL	no lock A	-\$30
-----------	------------------------	-------

For 1"-high painted metal top with squared edge (T1), 1 1/4"-high painted metal top with squared edge (T2), 1 1/4"-high painted metal top with radius edge (T3), 1 1/4"-high recut veneer top (TR), or 1 1/4"-high wood veneer top (TF)

KA	keyed alike A	+\$0
KC	keyed differently, chrome A	+\$0
KD	keyed differently, black A	+\$0

Ellipse-Pull Mobile Pedestal

continued

Step 9.

Veneer Top Finish: Wood Veneer

For 1 1/4"-high wood veneer top (TF)

2U	light brown walnut <input type="checkbox"/>	+\$20
40	dark brown walnut <input type="checkbox"/>	+\$20
ED	aged cherry <input type="checkbox"/>	+\$20
EK	medium red walnut <input type="checkbox"/>	+\$20
ET	clear on ash <input type="checkbox"/>	+\$20
EU	oak on ash <input type="checkbox"/>	+\$20
EV	walnut on ash <input type="checkbox"/>	+\$20
UL	natural maple <input type="checkbox"/>	+\$20
UX	walnut on cherry <input type="checkbox"/>	+\$20

Top Finish: Solid-Color Laminate

For 1 1/4"-high laminate top with thermoplastic edge (TL)

8Q	folkstone grey <input type="checkbox"/>	+\$0
91	white <input type="checkbox"/>	+\$0
98	studio white	+\$0
CL	cool grey neutral <input type="checkbox"/>	+\$0
HF	inner tone light <input type="checkbox"/>	+\$0
HT	inner tone <input type="checkbox"/>	+\$0
LT	light tone <input type="checkbox"/>	+\$0
LU	soft white <input type="checkbox"/>	+\$0
WL	sandstone <input type="checkbox"/>	+\$0
WN	warm grey neutral <input type="checkbox"/>	+\$0

Top Finish: Linen Laminate

For 1 1/4"-high laminate top with thermoplastic edge (TL)

LBM	crisp linen	+\$0
LBN	classic linen	+\$0
LBP	casual linen	+\$0

Top Finish: Mesh Laminate

For 1 1/4"-high laminate top with thermoplastic edge (TL)

LBK	pewter mesh	+\$0
LBL	steel mesh	+\$0

Top Finish: Twill Laminate

For 1 1/4"-high laminate top with thermoplastic edge (TL)

LBF	neutral twill	+\$0
LBG	sarum twill	+\$0
LBH	earthen twill	+\$0
LBJ	graphite twill	+\$0
LBQ	white twill	+\$0

Top Finish: Wood-Grain Laminate

For 1 1/4"-high laminate top with thermoplastic edge (TL)

HM	natural maple <input type="checkbox"/>	+\$0
HP	light anigre <input type="checkbox"/>	+\$0
LA	light ash <input type="checkbox"/>	+\$0
LBA	clear on ash	+\$0
LBB	oak on ash	+\$0
LBC	walnut on ash	+\$0
LBD	dark brown walnut	+\$0
LBE	medium red walnut	+\$0
LM	mahogany <input type="checkbox"/>	+\$0
76	light brown walnut <input type="checkbox"/>	+\$0
HX	aged cherry <input type="checkbox"/>	+\$0
HY	walnut on cherry <input type="checkbox"/>	+\$0

Top Finish: Zephyr Laminate

For 1 1/4"-high laminate top with thermoplastic edge (TL)

28	canyon <input type="checkbox"/>	+\$0
29	misted <input type="checkbox"/>	+\$0

Veneer Top Finish: Recut Veneer

For 1 1/4"-high recut veneer top (TR)

RA	light ash <input type="checkbox"/>	+\$0
RK	mahogany dark <input type="checkbox"/>	+\$0
RM	mahogany <input type="checkbox"/>	+\$0

Veneer Top Finish: Wood Veneer

For 1 1/8"-high wood veneer top and wood composite edge with oversail front (TV1)

40	dark brown walnut <input type="checkbox"/>	+\$20
ED	aged cherry <input type="checkbox"/>	+\$20
EK	medium red walnut <input type="checkbox"/>	+\$20
ET	clear on ash <input type="checkbox"/>	+\$20
EU	oak on ash <input type="checkbox"/>	+\$20
EV	walnut on ash <input type="checkbox"/>	+\$20
UL	natural maple <input type="checkbox"/>	+\$20
UX	walnut on cherry <input type="checkbox"/>	+\$20

Step 10. Edge Finish

For 1 1/4"-high laminate top with thermoplastic edge (TL)

28	canyon <input type="checkbox"/>	+\$0
29	misted <input type="checkbox"/>	+\$0
76	light brown walnut <input type="checkbox"/>	+\$0
8Q	folkstone grey <input type="checkbox"/>	+\$0
91	white <input type="checkbox"/>	+\$0
98	studio white	+\$0
BU	black umber <input type="checkbox"/>	+\$0

Ellipse-Pull Mobile Pedestal

continued

Meridian® Pedestals

CL	cool grey neutral <input type="checkbox"/>	+\$0
G2	graphite satin <input type="checkbox"/>	+\$0
HF	inner tone light <input type="checkbox"/>	+\$0
HM	natural maple <input type="checkbox"/>	+\$0
HP	light anigre <input type="checkbox"/>	+\$0
HT	inner tone <input type="checkbox"/>	+\$0
HX	aged cherry <input type="checkbox"/>	+\$0
HY	walnut on cherry <input type="checkbox"/>	+\$0
LA	light ash <input type="checkbox"/>	+\$0
LBA	clear on ash	+\$0
LBB	oak on ash	+\$0
LBC	walnut on ash	+\$0
LBD	dark brown walnut	+\$0
LBE	medium red walnut	+\$0
LBK	pewter mesh	+\$0
LBL	steel mesh	+\$0
LBM	crisp linen	+\$0
LBN	classic linen	+\$0
LBP	casual linen	+\$0
LBF	neutral twill	+\$0
LBG	sarum twill	+\$0
LBH	earthen twill	+\$0
LBJ	graphite twill	+\$0
LBQ	white twill	+\$0
LM	mahogany <input type="checkbox"/>	+\$0
LU	soft white <input type="checkbox"/>	+\$0
MT	medium tone <input type="checkbox"/>	+\$0
SG	slate grey <input type="checkbox"/>	+\$0
WA	wheat <input type="checkbox"/>	+\$0
WL	sandstone <input type="checkbox"/>	+\$0
WN	warm grey neutral <input type="checkbox"/>	+\$0

Step 11. Handle

For 18" deep (18-) with 1"-high painted metal top with squared edge (T1), or 1 1/4"-high painted metal top with squared edge (T2)

HN	no hand grip or transit handle <input type="checkbox"/>	+\$0
H1	hand grip only <input type="checkbox"/>	+\$48

For 22" deep (22-) or 28" deep (28-) with 1"-high painted metal top with squared edge (T1), or 1 1/4"-high painted metal top with squared edge (T2)

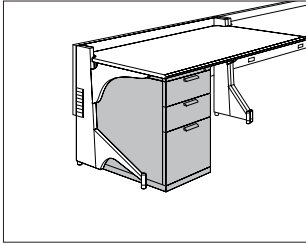
HN	no hand grip or transit handle <input type="checkbox"/>	+\$0
H1	hand grip only <input type="checkbox"/>	+\$48
H2	transit handle only <input type="checkbox"/>	+\$95
H3	hand grip and transit handle <input type="checkbox"/>	+\$142

Step 12. Compressor

		FF	BF	BBF
DC	hanging rail, no compressor <input type="checkbox"/>	-\$24	-12	-12
C	standard compressor <input type="checkbox"/>	+\$0	0	0

Sloped-Pull Freestanding Pedestal

F19P-
F19V-



Product Information

Description

This 15"-wide freestanding pedestal has sloped pulls and smooth or textured steel. It has no top or a metal, laminate, or veneer top. 5 base heights are available; all bases include adjustable glides.

Actual pedestal depths are 17⁷/₈", 21⁷/₈", or 27⁷/₈". The pedestal is available in a variety of drawer configurations. File drawers include a file compressor; box drawers include an adjustable drawer divider.

Notes

For additional stability, specify counterweight option (CB).

Stacking pedestals is not recommended.

When Ethospace® pedestal top (TE3) is required on pedestal configurations FF, BBF, and PPBF, the 1¹/₂"-high base (B2) is recommended.

Grain direction is vertical for veneer-front pedestals.

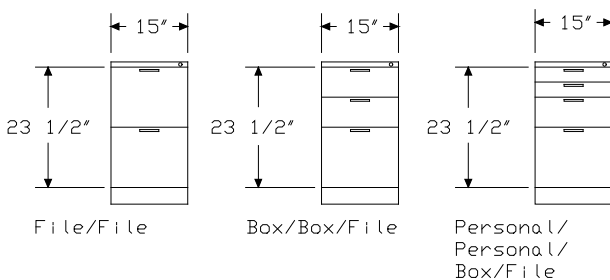
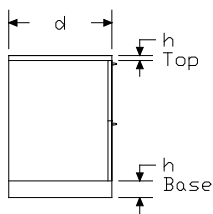
Order optional accessories separately:

- Drawer divider (73-1567-D)
- File drawer organizer (73-9874-FDO)
- File drawer organizer (LG901)
- Pencil tray (73-1516-PT)
- Stationery tray (73-7082-SST)

No lock option (NL) can only be specified on pedestals with no top option (NT), laminate top option (TL), or veneer top option (TV1).

For keyed-alike locks, order lock plugs separately. See Keyed-Alike Information in Appendices.

Dimensions



Specification Information

Step 1.

F19

Step 2. Front Material

P-15 painted metal front

V-15 veneer front A

Step 3. Depth

18- 18" deep

22- 22" deep

28- 28" deep

Step 4. Configuration

FF file/file

BBF box/box/file

PPBF personal/personal/box/file

Prices for Steps 1-4.

		FF	BBF	PPBF
F19P-15	18-	\$719	752	836
	22-	\$747	778	865
	28-	\$774	809	895
F19V-15	18-	\$1230	1356	1545
	22-	\$1264	1390	1579
	28-	\$1299	1425	1613

Step 5. Paint/Steel Type

SS	smooth paint on smooth steel	+\$0
TS	smooth paint on textured steel	+\$20
XS	textured paint on smooth steel	+\$0

Sloped-Pull Freestanding Pedestal *continued*

Step 6. Surface Finish

Nonmetallic Paint

For smooth paint on smooth steel (SS) or smooth paint on textured steel (TS)

8Q	folkstone grey	+\$0
91	white	+\$0
98	studio white A	+\$0
9J	sparrow	+\$0
BU	black umber	+\$0
G2	graphite satin	+\$0
HF	inner tone light	+\$0
HT	inner tone	+\$0
LT	light tone	+\$0
LU	soft white	+\$0
MT	medium tone	+\$0
SG	slate grey	+\$0
WA	wheat	+\$0
WL	sandstone	+\$0

Metallic Paint

For smooth paint on smooth steel (SS) or smooth paint on textured steel (TS)

1209	platinum	+\$40
1210	hematite	+\$40
1212	bronzite	+\$40
CN	metallic champagne	+\$40
EH	metallic bronze	+\$40
MS	metallic silver	+\$40

Sand Texture Paint

For textured paint on smooth steel (XS)

98	studio white A	+\$0
-----------	--	------

Bright Sand Texture Paint

For textured paint on smooth steel (XS)

91	white	+\$0
CL	cool grey neutral	+\$0
G1	graphite	+\$0
WN	warm grey neutral	+\$0

Step 7. Top

Ethospace® Pedestal Top (TE3) available only on 15"-wide, 22"- or 28"-deep pedestals.

For painted metal front (P-15) with 18" deep (18-)

NT	no top	+\$0
T1	1"-high painted metal top with squared edge	+\$0
T2	1 1/4"-high painted metal top with squared edge	+\$0
T3	1 1/4"-high painted metal top with radius edge	+\$48
TL	1 1/4"-high laminate top with thermoplastic edge	+\$63
TR	1 1/4"-high recut veneer top A	+\$112
TF	1 1/4"-high wood veneer top A	+\$136
TV1	1 1/8"-high wood veneer top and wood composite edge with oversail front A	+\$232

For painted metal front (P-15) with 22" deep (22-), or 28" deep (28-)

NT	no top	+\$0
T1	1"-high painted metal top with squared edge	+\$0
T2	1 1/4"-high painted metal top with squared edge	+\$0
TE3	Ethospace® pedestal top	+\$46
T3	1 1/4"-high painted metal top with radius edge	+\$48
TL	1 1/4"-high laminate top with thermoplastic edge	+\$63
TR	1 1/4"-high recut veneer top A	+\$112
TF	1 1/4"-high wood veneer top A	+\$136
TV1	1 1/8"-high wood veneer top and wood composite edge with oversail front A	+\$232

For veneer front (V-15) with 18" deep (18-)

NT	no top	+\$0
T1	1"-high painted metal top with squared edge	+\$0
T2	1 1/4"-high painted metal top with squared edge	+\$0
T3	1 1/4"-high painted metal top with radius edge	+\$48
TL	1 1/4"-high laminate top with thermoplastic edge	+\$63
TF	1 1/4"-high wood veneer top A	+\$136
TV1	1 1/8"-high wood veneer top and wood composite edge with oversail front A	+\$232

Sloped-Pull Freestanding Pedestal *continued*

For veneer front (V-15) with 22" deep (22-), or 28" deep (28-)

NT	no top	+\$0
T1	1"-high painted metal top with squared edge	+\$0
T2	1 ¹ / ₄ "-high painted metal top with squared edge	+\$0
TE3	Ethospace® pedestal top	+\$46
T3	1 ¹ / ₄ "-high painted metal top with radius edge	+\$48
TL	1 ¹ / ₄ "-high laminate top with thermoplastic edge	+\$63
TF	1 ¹ / ₄ "-high wood veneer top A	+\$136
TV1	1 ¹ / ₈ "-high wood veneer top and wood composite edge with oversail front A	+\$232

Step 8.

Veneer Front Finish: Wood Veneer

For veneer front (V-15) with no top (NT), 1"-high painted metal top with squared edge (T1), 1¹/₄"-high painted metal top with squared edge (T2), 1¹/₄"-high painted metal top with radius edge (T3), or Ethospace® pedestal top (TE3), or 1¹/₄"-high laminate top with thermoplastic edge (TL)

2U	light brown walnut A	+\$28
40	dark brown walnut A	+\$28
ED	aged cherry A	+\$28
EK	medium red walnut A	+\$28
ET	clear on ash A	+\$28
EU	oak on ash A	+\$28
EV	walnut on ash A	+\$28
UL	natural maple A	+\$28
UX	walnut on cherry A	+\$28

Veneer Front/Top Finish: Wood Veneer

For veneer front (V-15) with 1¹/₈"-high wood veneer top and wood composite edge with oversail front (TV1)

40	dark brown walnut A	+\$28
ED	aged cherry A	+\$28
EK	medium red walnut A	+\$28
ET	clear on ash A	+\$28
EU	oak on ash A	+\$28
EV	walnut on ash A	+\$28
UL	natural maple A	+\$28
UX	walnut on cherry A	+\$28

Veneer Top Finish: Wood Veneer

For painted metal front (P-15) with 1¹/₄"-high wood veneer top (TF)

2U	light brown walnut A	+\$20
40	dark brown walnut A	+\$20
ED	aged cherry A	+\$20
EK	medium red walnut A	+\$20
ET	clear on ash A	+\$20
EU	oak on ash A	+\$20
EV	walnut on ash A	+\$20
UL	natural maple A	+\$20
UX	walnut on cherry A	+\$20

Veneer Top Finish: Wood Veneer

For painted metal front (P-15) with 1¹/₈"-high wood veneer top and wood composite edge with oversail front (TV1)

40	dark brown walnut A	+\$20
ED	aged cherry A	+\$20
EK	medium red walnut A	+\$20
ET	clear on ash A	+\$20
EU	oak on ash A	+\$20
EV	walnut on ash A	+\$20
UL	natural maple A	+\$20
UX	walnut on cherry A	+\$20

Veneer Top Finish: Recut Veneer

For painted metal front (P-15) with 1¹/₄"-high recut veneer top (TR)

RA	light ash A	+\$0
RK	mahogany dark A	+\$0
RM	mahogany A	+\$0

Veneer Front/Top Finish: Wood Veneer

For veneer front (V-15) with 1¹/₄"-high wood veneer top (TF)

2U	light brown walnut A	+\$28
40	dark brown walnut A	+\$28
ED	aged cherry A	+\$28
EK	medium red walnut A	+\$28
ET	clear on ash A	+\$28
EU	oak on ash A	+\$28
EV	walnut on ash A	+\$28
UL	natural maple A	+\$28
UX	walnut on cherry A	+\$28

Sloped-Pull Freestanding Pedestal *continued*

Step 9. Top Finish *For 1¹/₄"-high laminate top with thermoplastic edge (TL)*

Solid-Color Laminate		
8Q	folkstone grey	+\$0
91	white	+\$0
98	studio white	+\$0
CL	cool grey neutral	+\$0
HF	inner tone light	+\$0
HT	inner tone	+\$0
LT	light tone	+\$0
LU	soft white	+\$0
WL	sandstone	+\$0
WN	warm grey neutral	+\$0

Linen Laminate		
LBM	crisp linen	+\$0
LBN	classic linen	+\$0
LBP	casual linen	+\$0

Mesh Laminate		
LBK	pewter mesh	+\$0
LBL	steel mesh	+\$0

Twill Laminate		
LBF	neutral twill	+\$0
LBG	sarum twill	+\$0
LBH	earthen twill	+\$0
LBJ	graphite twill	+\$0
LBQ	white twill	+\$0

Wood-Grain Laminate		
HM	natural maple	+\$0
HP	light anigre	+\$0
LA	light ash	+\$0
LBA	clear on ash	+\$0
LBB	oak on ash	+\$0
LBC	walnut on ash	+\$0
LBD	dark brown walnut	+\$0
LBE	medium red walnut	+\$0
LM	mahogany	+\$0
76	light brown walnut	+\$0
HX	aged cherry	+\$0
HY	walnut on cherry	+\$0

Zephyr Laminate		
28	canyon	+\$0
29	misted	+\$0

Step 10. Edge Finish <i>For 1¹/₄"-high laminate top with thermoplastic edge (TL)</i>		
28	canyon	+\$0
29	misted	+\$0
76	light brown walnut	+\$0
8Q	folkstone grey	+\$0
91	white	+\$0
BU	black umber	+\$0
CL	cool grey neutral	+\$0
G2	graphite satin	+\$0
HF	inner tone light	+\$0
HM	natural maple	+\$0
HP	light anigre	+\$0
HT	inner tone	+\$0
HX	aged cherry	+\$0
HY	walnut on cherry	+\$0
LA	light ash	+\$0
LBA	clear on ash	+\$0
LBB	oak on ash	+\$0
LBC	walnut on ash	+\$0
LBD	dark brown walnut	+\$0
LBE	medium red walnut	+\$0
LBK	pewter mesh	+\$0
LBL	steel mesh	+\$0
LM	mahogany	+\$0
LBM	crisp linen	+\$0
LBN	classic linen	+\$0
LBP	casual linen	+\$0
LU	soft white	+\$0
LBF	neutral twill	+\$0
LBG	sarum twill	+\$0
LBH	earthen twill	+\$0
LBJ	graphite twill	+\$0
LBQ	white twill	+\$0
MT	medium tone	+\$0
SG	slate grey	+\$0
WA	wheat	+\$0
WL	sandstone	+\$0
WN	warm grey neutral	+\$0

Sloped-Pull Freestanding Pedestal *continued*

Step 11. Lock

For no top (NT), 1¼"-high laminate top with thermoplastic edge (TL), or 1⅛"-high wood veneer top and wood composite edge with oversail front (TV1)

NL	no lock	-\$30
-----------	---------	-------

For 1"-high painted metal top with squared edge (T1), 1¼"-high painted metal top with squared edge (T2), 1¼"-high painted metal top with radius edge (T3), Ethospace® pedestal top (TE3), 1¼"-high recut veneer top (TR), or 1¼"-high wood veneer top (TF)

KA	keyed alike	+\$0
KC	keyed differently, chrome	+\$0
KD	keyed differently, black	+\$0

Step 12. Pull Finish

G2	graphite satin	+\$0
U1	brushed aluminum	+\$0

Step 13. Base Height

B1	1"-high base	+\$0
B2	1½"-high base	+\$0
B3	2¼"-high base	+\$0
B4	3¼"-high base	+\$0
BA	1"-high recessed base	+\$32
BB	1½"-high recessed base	+\$32
BC	2¼"-high recessed base	+\$32
BD	3¼"-high recessed base	+\$32
B5	4¼"-high base	+\$32

Step 14. Counterweight

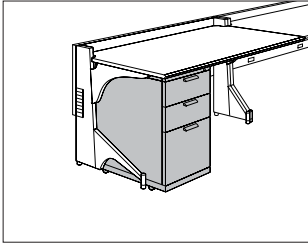
NO	no counterweight	+\$0
CB	counterweight	+\$88

Step 15. Compressor

		FF	BBF	PPBF
DC	hanging rail, no compressor	-\$24	-12	-12
C	standard compressor	+\$0	0	0

Sloped-Pull Mobile Pedestal

M19P-
M19V-



Meridian® Pedestals

Product Information

Description

This 15"-wide mobile pedestal has sloped pulls and smooth or textured steel. It has no top or a metal, laminate, or veneer top. The pedestal has a 2 1/2"-high base with casters and counterweights.

Actual pedestal depths are 17 7/8", 21 7/8", or 27 1/8". The pedestal is available in a variety of drawer configurations. File drawers include a file compressor; box drawers include an adjustable drawer divider. The pedestal with squared-edge metal top is available with a hand grip; the 22"- and 28"-deep pedestals with squared-edge metal tops are available with transit handles.

Notes

Grain direction is vertical for veneer-front pedestals.

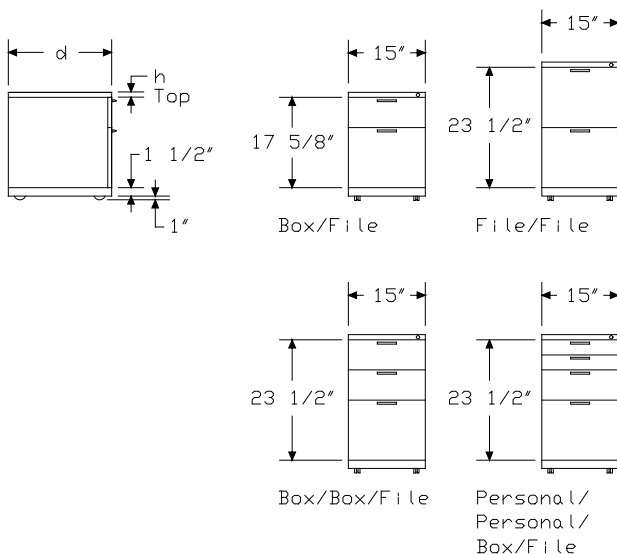
Order optional accessories separately:

- Drawer divider (73-1567-D)
- File drawer organizer (73-9874-FDO)
- File drawer organizer (LG901)
- Pencil tray (73-1516-PT)
- Stationery tray (73-7082-SST)

No lock option (NL) can only be specified on pedestals with no top option (NT), laminate top option (TL), or veneer top option (TV1).

For keyed-alike locks, order lock plugs separately. See Keyed-Alike Information in Appendices.

Dimensions



Specification Information

Step 1.

M19

Step 2. Front Material

P-15 painted metal front

V-15 veneer front A

Step 3. Depth

18- 18" deep

22- 22" deep

28- 28" deep

Step 4. Configuration

FF file/file

BF box/file

BBF box/box/file

PPBF personal/personal/box/file

Prices for Steps 1-4.

		FF	BF	BBF	PPBF
M19P-15	18-	\$878	766	910	993
	22-	\$903	785	937	1022
	28-	\$944	813	966	1054
M19V-15	18-	\$1419	1245	1544	1731
	22-	\$1449	1265	1574	1762
	28-	\$1492	1299	1617	1808

Step 5. Paint/Steel Type

SS	smooth paint on smooth steel	+\$0
TS	smooth paint on textured steel	+\$20
XS	textured paint on smooth steel	+\$0

Sloped-Pull Mobile Pedestal

continued

Step 6. Surface Finish

Nonmetallic Paint

For smooth paint on smooth steel (SS) or smooth paint on textured steel (TS)

8Q	folkstone grey	+\$0
91	white	+\$0
98	studio white A	+\$0
9J	sparrow	+\$0
BU	black umber	+\$0
G2	graphite satin	+\$0
HF	inner tone light	+\$0
HT	inner tone	+\$0
LT	light tone	+\$0
LU	soft white	+\$0
MT	medium tone	+\$0
SG	slate grey	+\$0
WA	wheat	+\$0
WL	sandstone	+\$0

Metallic Paint

For smooth paint on smooth steel (SS) or smooth paint on textured steel (TS)

1209	platinum	+\$40
1210	hematite	+\$40
1212	bronzite	+\$40
CN	metallic champagne	+\$40
EH	metallic bronze	+\$40
MS	metallic silver	+\$40

Sand Texture Paint

For textured paint on smooth steel (XS)

98	studio white A	+\$0
-----------	--	------

Bright Sand Texture Paint

For textured paint on smooth steel (XS)

91	white	+\$0
CL	cool grey neutral	+\$0
G1	graphite	+\$0
WN	warm grey neutral	+\$0

Step 7. Top

For painted metal front (P-15)

NT	no top	+\$0
T1	1"-high painted metal top with squared edge	+\$0
T2	1/4"-high painted metal top with squared edge	+\$0
T3	1/4"-high painted metal top with radius edge	+\$48
TL	1/4"-high laminate top with thermoplastic edge	+\$63
TR	1/4"-high recut veneer top A	+\$112
TF	1/4"-high wood veneer top A	+\$136
TV1	1/8"-high wood veneer top and wood composite edge with oversail front A	+\$232

For veneer front (V-15)

NT	no top	+\$0
T1	1"-high painted metal top with squared edge	+\$0
T2	1/4"-high painted metal top with squared edge	+\$0
T3	1/4"-high painted metal top with radius edge	+\$48
TL	1/4"-high laminate top with thermoplastic edge	+\$63
TF	1/4"-high wood veneer top A	+\$136
TV1	1/8"-high wood veneer top and wood composite edge with oversail front A	+\$232

Step 8.

Veneer Front Finish: Wood Veneer

For veneer front (V-15) with no top (NT), 1"-high painted metal top with squared edge (T1), 1/4"-high painted metal top with squared edge (T2), or 1/4"-high painted metal top with radius edge (T3), or 1/4"-high laminate top with thermoplastic edge (TL)

2U	light brown walnut A	+\$28
40	dark brown walnut A	+\$28
ED	aged cherry A	+\$28
EK	medium red walnut A	+\$28
ET	clear on ash A	+\$28
EU	oak on ash A	+\$28
EV	walnut on ash A	+\$28
UL	natural maple A	+\$28
UX	walnut on cherry A	+\$28

Sloped-Pull Mobile Pedestal

continued

Veneer Front/Top Finish: Wood Veneer
 For veneer front (V-15) with 1/8"-high wood veneer top and wood composite edge with oversail front (TV1)

40	dark brown walnut <input type="checkbox"/>	+\$28
ED	aged cherry <input type="checkbox"/>	+\$28
EK	medium red walnut <input type="checkbox"/>	+\$28
ET	clear on ash <input type="checkbox"/>	+\$28
EU	oak on ash <input type="checkbox"/>	+\$28
EV	walnut on ash <input type="checkbox"/>	+\$28
UL	natural maple <input type="checkbox"/>	+\$28
UX	walnut on cherry <input type="checkbox"/>	+\$28

Veneer Top Finish: Wood Veneer
 For painted metal front (P-15) with 1/4"-high wood veneer top (TF)

2U	light brown walnut <input type="checkbox"/>	+\$20
40	dark brown walnut <input type="checkbox"/>	+\$20
ED	aged cherry <input type="checkbox"/>	+\$20
EK	medium red walnut <input type="checkbox"/>	+\$20
ET	clear on ash <input type="checkbox"/>	+\$20
EU	oak on ash <input type="checkbox"/>	+\$20
EV	walnut on ash <input type="checkbox"/>	+\$20
UL	natural maple <input type="checkbox"/>	+\$20
UX	walnut on cherry <input type="checkbox"/>	+\$20

Veneer Top Finish: Wood Veneer
 For painted metal front (P-15) with 1/4"-high wood veneer top and wood composite edge with oversail front (TV1)

40	dark brown walnut <input type="checkbox"/>	+\$20
ED	aged cherry <input type="checkbox"/>	+\$20
EK	medium red walnut <input type="checkbox"/>	+\$20
ET	clear on ash <input type="checkbox"/>	+\$20
EU	oak on ash <input type="checkbox"/>	+\$20
EV	walnut on ash <input type="checkbox"/>	+\$20
UL	natural maple <input type="checkbox"/>	+\$20
UX	walnut on cherry <input type="checkbox"/>	+\$20

Veneer Top Finish: Recut Veneer
 For painted metal front (P-15) with 1/4"-high recut veneer top (TR)

RA	light ash <input type="checkbox"/>	+\$0
RK	mahogany dark <input type="checkbox"/>	+\$0
RM	mahogany <input type="checkbox"/>	+\$0

Veneer Front/Top Finish: Wood Veneer
 For veneer front (V-15) with 1/4"-high wood veneer top (TF)

2U	light brown walnut <input type="checkbox"/>	+\$28
40	dark brown walnut <input type="checkbox"/>	+\$28
ED	aged cherry <input type="checkbox"/>	+\$28
EK	medium red walnut <input type="checkbox"/>	+\$28
ET	clear on ash <input type="checkbox"/>	+\$28
EU	oak on ash <input type="checkbox"/>	+\$28
EV	walnut on ash <input type="checkbox"/>	+\$28
UL	natural maple <input type="checkbox"/>	+\$28
UX	walnut on cherry <input type="checkbox"/>	+\$28

Step 9. Top Finish
 For 1/4"-high laminate top with thermoplastic edge (TL)

Solid-Color Laminate		
8Q	folkstone grey	+\$0
91	white	+\$0
98	studio white	+\$0
CL	cool grey neutral	+\$0
HF	inner tone light	+\$0
HT	inner tone	+\$0
LT	light tone	+\$0
LU	soft white	+\$0
WL	sandstone	+\$0
WN	warm grey neutral	+\$0

Linen Laminate		
LBM	crisp linen	+\$0
LBN	classic linen	+\$0
LBP	casual linen	+\$0

Mesh Laminate		
LBK	pewter mesh	+\$0
LBL	steel mesh	+\$0

Twill Laminate		
LBF	neutral twill	+\$0
LBG	sarum twill	+\$0
LBH	earthen twill	+\$0
LBJ	graphite twill	+\$0
LBQ	white twill	+\$0

Sloped-Pull Mobile Pedestal

continued

Wood-Grain Laminate		
HM	natural maple	+\$0
HP	light anigre	+\$0
LA	light ash	+\$0
LBA	clear on ash	+\$0
LBB	oak on ash	+\$0
LBC	walnut on ash	+\$0
LBD	dark brown walnut	+\$0
LBE	medium red walnut	+\$0
LM	mahogany	+\$0
76	light brown walnut	+\$0
HX	aged cherry	+\$0
HY	walnut on cherry	+\$0

Zephyr Laminate		
28	canyon	+\$0
29	misted	+\$0

Step 10. Edge Finish

For 1 1/4"-high laminate top with thermoplastic edge (TL)

28	canyon	+\$0
29	misted	+\$0
76	light brown walnut	+\$0
8Q	folkstone grey	+\$0
91	white	+\$0
98	studio white	+\$0
BU	black umber	+\$0
CL	cool grey neutral	+\$0
G2	graphite satin	+\$0
HF	inner tone light	+\$0
HM	natural maple	+\$0
HP	light anigre	+\$0
HT	inner tone	+\$0
HX	aged cherry	+\$0
HY	walnut on cherry	+\$0
LA	light ash	+\$0
LBA	clear on ash	+\$0
LBB	oak on ash	+\$0
LBC	walnut on ash	+\$0
LBD	dark brown walnut	+\$0
LBE	medium red walnut	+\$0
LBK	pewter mesh	+\$0
LBL	steel mesh	+\$0
LBM	crisp linen	+\$0
LBN	classic linen	+\$0
LBP	casual linen	+\$0
LBF	neutral twill	+\$0

LBG	sarum twill	+\$0
LBH	earthen twill	+\$0
LBJ	graphite twill	+\$0
LBQ	white twill	+\$0
LM	mahogany	+\$0
LU	soft white	+\$0
MT	medium tone	+\$0
SG	slate grey	+\$0
WA	wheat	+\$0
WL	sandstone	+\$0
WN	warm grey neutral	+\$0

Step 11. Lock

For no top (NT), 1 1/4"-high laminate top with thermoplastic edge (TL), or 1 1/8"-high wood veneer top and wood composite edge with oversail front (TV1)

NL	no lock	-\$30
-----------	---------	-------

For 1"-high painted metal top with squared edge (T1), 1 1/4"-high painted metal top with squared edge (T2), 1 1/4"-high painted metal top with radius edge (T3), 1 1/4"-high recut veneer top (TR) AND 1 1/4"-high wood veneer top (TF)

KA	keyed alike	+\$0
KC	keyed differently, chrome	+\$0
KD	keyed differently, black	+\$0

Step 12. Handle

For 18" deep (18-) with 1"-high painted metal top with squared edge (T1), or 1 1/4"-high painted metal top with squared edge (T2)

HN	no hand grip or transit handle	+\$0
H1	hand grip only	+\$48

For 22" deep (22-) or 28" deep (28-) with 1"-high painted metal top with squared edge (T1), or 1 1/4"-high painted metal top with squared edge (T2)

HN	no hand grip or transit handle	+\$0
H1	hand grip only	+\$48
H2	transit handle only	+\$95
H3	hand grip and transit handle	+\$142

Step 13. Pull Finish

G2	graphite satin	+\$0
U1	brushed aluminum	+\$0

Sloped-Pull Mobile Pedestal

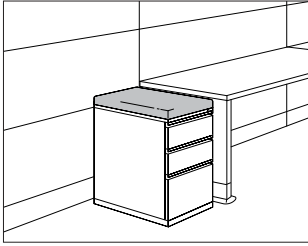
continued

Meridian® Pedestals

Step 14. Compressor		FF	BF	BBF	PPBF
DC	hanging rail, no compressor	-\$24	-12	-12	-12
C	standard compressor	+\$0	0	0	0

Pedestal Retrofit Cushion Top

TC1-1
TC2-1



Product Information

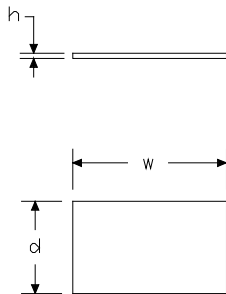
Description

This 1"- or 2"-high cushion is retrofit to a freestanding or mobile pedestal's metal top and provides temporary guest seating. It is available in 2 widths and 3 depths. Hook-and-loop fastener strips are included to attach cushion to flat metal top.

Notes

Pedestal cushion accepts Customer's Own Material (COM). Yardage is estimated for nondirectional, 54"-wide fabrics. Order 1/2 yard of fabric per cushion. For odd number of cushions, round up to next whole yard. For information on multiple quantities or directional fabrics, contact COM Department. See Order Information in Appendices.
Cushion tops cannot be used with Compass™ pedestals.

Dimensions



Specification Information

Step 1.

TC

Step 2. Height

- 1- 1" high
- 2- 2" high

Step 3. Width

- 15 15" wide
- 18 18" wide

Step 4. Depth

- 18 18" deep
- 22 22" deep
- 28 28" deep

Prices for Steps 1-4.

TC1-15	18	\$91
	22	\$103
	28	\$131
TC1-18	18	\$123
	22	\$132
	28	\$143
TC2-15	18	\$105
	22	\$115
	28	\$140
TC2-18	18	\$140
	22	\$151
	28	\$166

Pedestal Retrofit Cushion Top

continued

Meridian® Pedestals

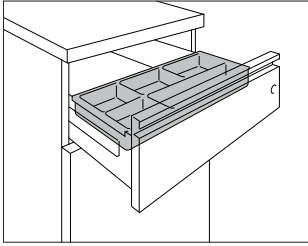
Step 5. Cushion Top Fabric

See textiles list for fabric numbers. First 2 digits of number indicate fabric line; remaining digit(s) indicate fabric color.

Price Category 1	+\$0
Price Category 2	+\$29
Price Category 3	+\$41
Price Category 4	+\$54
Price Category 5	+\$70
Price Category 7 A	+\$98
Price Category 9	+\$650
Price Category (Geiger) 10	+\$735
Price Category B	+\$20
Price Category C	+\$27
Price Category D	+\$34
Price Category E	+\$41
Price Category F	+\$54
Price Category G	+\$70
Price Category H	+\$85
Price Category I	+\$100
Price Category J	+\$114
Price Category K	+\$310

Pencil Tray for Box Drawer,
Meridian® Pedestal

73-15
73-18



Product Information

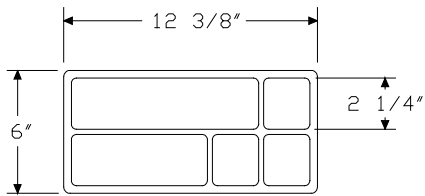

Description

This plastic drawer stores pencils and other small items in a box drawer. The 12"-wide pencil tray fits in a 15"-wide box drawer; the 15"-wide pencil tray fits in an 18"-wide box drawer. Finish is black umber.

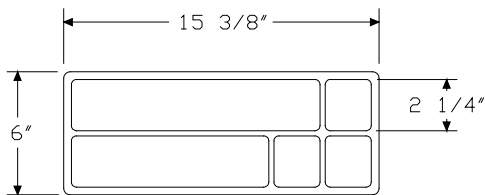
Notes

Pencil tray cannot be used in Tu® pedestals or Quadrant® pedestals. For 5000 Series furniture, pencil tray can be used in standard-, bevel-, or contour-pull pedestals.

Dimensions



For 15" Wide Drawers



For 18" Wide Drawers

Specification Information

Step 1.

73-

Step 2. Width

1516-PT for 15"-wide drawer (for Meridian® pedestals and 5000 Series furniture)

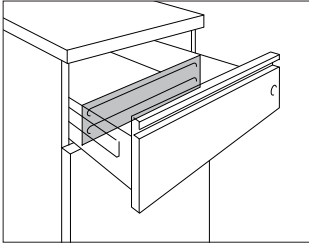
1816-PT for 18"-wide drawer (for Meridian® pedestals)

Prices for Steps 1-2.

73-1516-PT	\$21
73-1816-PT	\$24

Drawer Divider for Box Drawer,
Meridian® Pedestal

73-15
73-18



Meridian® Pedestals

Product Information

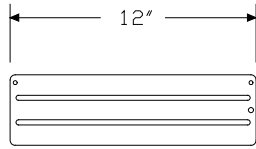
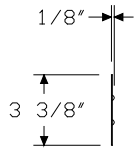
Description

This adjustable divider is used in a box drawer. The 12"-wide divider fits in a 15"-wide box drawer; the 15"-wide divider fits in an 18"-wide box drawer. Finish is black umber.

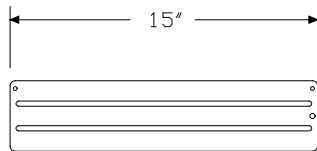
Notes

Drawer divider cannot be used in Tu® pedestals or Quadrant® pedestals. For 5000 Series furniture, drawer divider can be used in standard-, bevel-, or contour-pull pedestals.

Dimensions



For 15" Wide Drawer



For 18" Wide Drawer

Specification Information

Step 1.

73-

Step 2. Width

1567-D for 15"-wide drawer (for Meridian® pedestals and 5000 Series furniture)

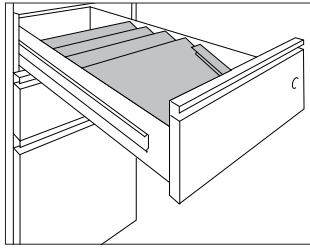
1867-D for 18"-wide drawer (for Meridian® pedestals)

Prices for Steps 1-2.

73-1567-D	\$15
73-1867-D	\$18

Stationery Tray for Box Drawer, Meridian® Pedestal

73-70



Product Information

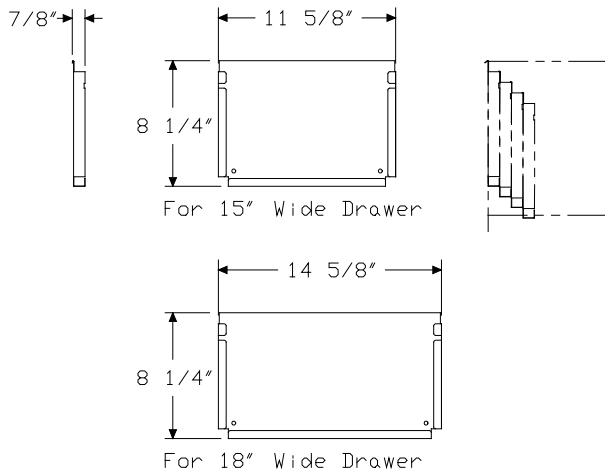
Description

This sectioned tray stores envelopes, stationery, and forms in a box drawer. The 12"-wide tray fits in a 15"-wide box drawer; the 15"-wide tray fits in an 18"-wide box drawer. Finish is black umber.

Notes

Stationery tray cannot be used in Tu® pedestals or Quadrant® pedestals. For 5000 Series furniture, stationery tray can be used in standard-, bevel-, or contour-pull pedestals.

Dimensions



Specification Information

Step 1.

73-7082-

Step 2. Width

SST for 15"-wide drawer (for Meridian® pedestals and 5000 Series furniture)

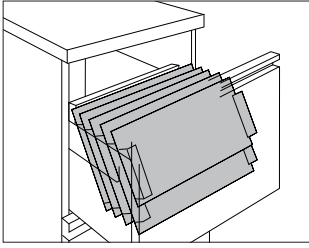
SST-SP for 18"-wide drawer (for Meridian® pedestals)

Prices for Steps 1-2.

73-7082-	SST	\$107
	SST-SP	\$119

Meridian® Pedestals

File Drawer Organizer, Meridian® 73-98
Pedestal



Meridian® Pedestals

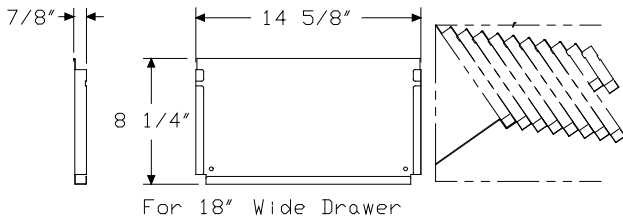
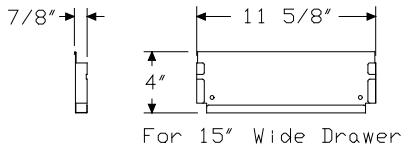
Product Information

Description
This sectioned organizer stores letter-size stationery and papers in a file drawer. The 12"-wide organizer fits in a 15"-wide file drawer; the 15"-wide organizer fits in an 18"-wide file drawer. Finish is black umber.

Notes
File drawer organizer cannot be used in Tu® pedestals or Quadrant® pedestals.

For 5000 Series furniture, file drawer organizer can be used in standard-, bevel-, or contour-pull pedestals.

Dimensions



Specification Information

Step 1.
73-9874-

Step 2. Width

FDO for 15"-wide drawer (for Meridian® pedestals and 5000 Series furniture)

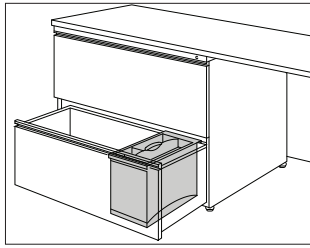
FDO-SP for 18"-wide drawer (for Meridian® pedestals)

Prices for Steps 1-2.

73-9874-	FDO	\$189
	FDO-SP	\$227

File Drawer Organizer

LG901

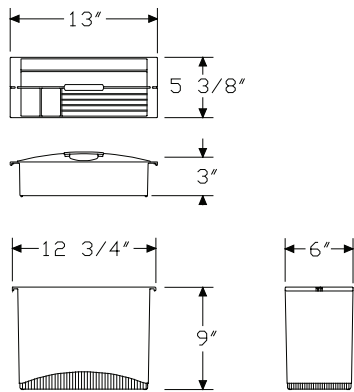


Product Information

Description

This 2-sectioned organizer fits into any file drawer arranged for letter-size filing. The removable top section stores computer disks and other small items. The bottom section stores larger items or can be divided into 3 compartments; it includes 2 vertical dividers. Finish is black umber.

Dimensions



Specification Information

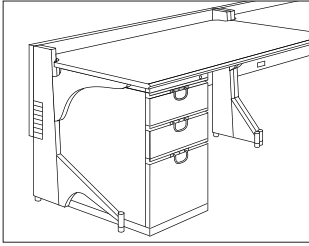
Step 1.

LG901

\$77

EnhancedAccess™ Pull

EAP-L



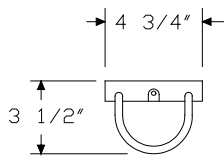
Meridian® Pedestals

Product Information

Description

This plastic loop-style pull slides into the standard pull or Tu® W-pull on a pedestal or lateral file drawer. It makes the drawer easier to open. Package contains 1 pull and attachment hardware.

Dimensions



Specification Information

Step 1.

EAP-

Step 2. Pull Style

L loop

Prices for Steps 1-2.

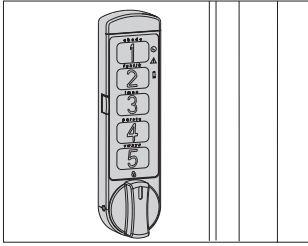
EAP-L \$54

Step 3. Finish

BU	black umber	+\$0
HF	inner tone light	+\$0
MT	medium tone	+\$0

Keyless Lock

MKL-H
 MKL-V
 MKS-H
 MKS-V



Product Information

Description

This keyless lock replaces an existing cam lock and is available in 2 mode options. Locker mode allows for a temporary code to be entered for each use, and station mode allows for repeated use with the same code. Multiple orientation options allow the keyless lock to be used with a variety of products.

Notes

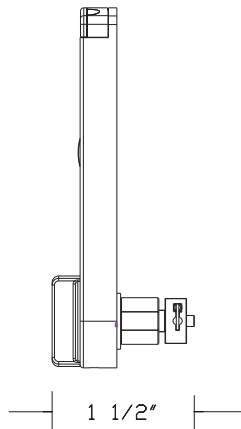
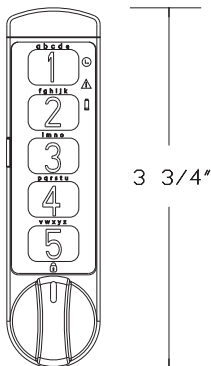
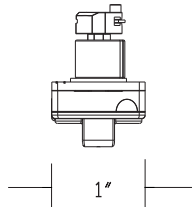
Replacement battery is a 3-volt lithium CR2032 battery.

Actual lock dimensions are 3.86"W x 1.00"H x 0.39"D.

Order the following products separately:

- Control key fob (MKL-CKF)
- User key fob (MKL-UKF)

Dimensions



Specification Information

Step 1.

MK

Step 2. Mode

L- locker mode

S- station mode

Step 3. Orientation

HL horizontal, keypad facing left

HR horizontal, keypad facing right

VU vertical, keypad facing up

VD vertical, keypad facing down

Prices for Steps 1-3.

MKL-HL	\$197
MKL-HR	\$197
MKL-VU	\$197
MKL-VD	\$197
MKS-HL	\$197
MKS-HR	\$197
MKS-VU	\$197
MKS-VD	\$197

Step 4. Finish

OI silver <input type="checkbox"/>	+\$0
BK black <input type="checkbox"/>	+\$0

Keyless Lock, Control Key Fob

MKL-C



Meridian® Pedestals

Product Information

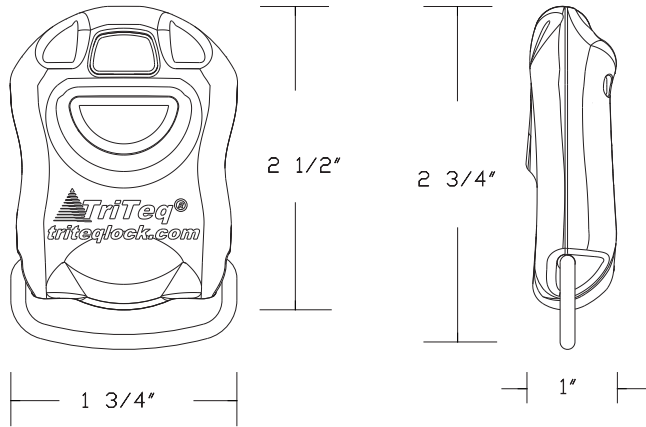
Description
This key fob opens the keyless lock without using the numeric keypad.

Notes

Order the following products separately:

- Keyless lock (MK)
- User key fob (MKL-UKF)

Dimensions



Specification Information

Step 1.
MKL-CKF A \$167

Keyless Lock, User Key Fob

MKL-U



Product Information

Description

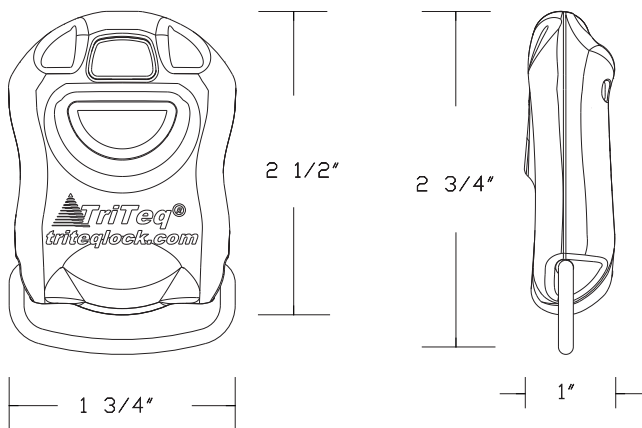
This key fob opens the keyless lock without using the numeric keypad.

Notes

Order the following products separately:

- Keyless lock (MK)
- Control key fob (MKL-CKF)

Dimensions



Specification Information

Step 1.

MKL-UKF A

\$167

Index by Product Name

Meridian® Pedestals	
	page(s)
Arc-Pull Freestanding Pedestal	16
Arc-Pull Mobile Pedestal	21
Bar-Pull Freestanding Pedestal	26
Bar-Pull Mobile Pedestal	31
Bevel-Pull Freestanding Pedestal	36
Bevel-Pull Mobile Pedestal	41
Bevel-Pull Suspended Pedestal	45
Drawer Divider for Box Drawer, Meridian® Pedestal	68
Ellipse-Pull Freestanding Pedestal	47
Ellipse-Pull Mobile Pedestal	51
EnhancedAccess™ Pull	72
File Drawer Organizer	71
File Drawer Organizer, Meridian® Pedestal	70
Keyless Lock	73
Keyless Lock, Control Key Fob	74
Keyless Lock, User Key Fob	75
Pedestal Retrofit Cushion Top	65
Pencil Tray for Box Drawer, Meridian® Pedestal	67
Sloped-Pull Freestanding Pedestal	55
Sloped-Pull Mobile Pedestal	60
Standard-Pull Freestanding Pedestal	5
Standard-Pull Mobile Pedestal	10
Standard-Pull Suspended Pedestal	14
Stationery Tray for Box Drawer, Meridian® Pedestal	69



Index by Product Number



73-15	Drawer Divider for Box Drawer, Meridian® Pedestal	page(s) 68
73-15	Pencil Tray for Box Drawer, Meridian® Pedestal	67
73-18	Drawer Divider for Box Drawer, Meridian® Pedestal	68
73-18	Pencil Tray for Box Drawer, Meridian® Pedestal	67
73-70	Stationery Tray for Box Drawer, Meridian® Pedestal	69
73-98	File Drawer Organizer, Meridian® Pedestal	70
EAP-L	EnhancedAccess™ Pull	72
F14-1	Bevel-Pull Freestanding Pedestal	36
F16-1	Standard-Pull Freestanding Pedestal	5
F19P-	Sloped-Pull Freestanding Pedestal	55
F19V-		
F1A-1	Arc-Pull Freestanding Pedestal	16
F1D-1		
F1J-1	Ellipse-Pull Freestanding Pedestal	47
F1KP-	Bar-Pull Freestanding Pedestal	26
F1KV-		
LG901	File Drawer Organizer	71
M14-1	Bevel-Pull Mobile Pedestal	41
M16-1	Standard-Pull Mobile Pedestal	10
M19P-	Sloped-Pull Mobile Pedestal	60
M19V-		
M1A-1	Arc-Pull Mobile Pedestal	21
M1D-1		
M1J-1	Ellipse-Pull Mobile Pedestal	51
M1KP-	Bar-Pull Mobile Pedestal	31
M1KV-		
MKL-C	Keyless Lock, Control Key Fob	74
MKL-H	Keyless Lock	73
MKL-U	Keyless Lock, User Key Fob	75
MKL-V	Keyless Lock	73
MKS-H		
MKS-V		
S14-1	Bevel-Pull Suspended Pedestal	45
S16-1	Standard-Pull Suspended Pedestal	14
TC1-1	Pedestal Retrofit Cushion Top	65
TC2-1		



20-Day or Less/Assigned Lead-Time Order Information

20-Day or Less and Assigned Lead-Time Programs

20-day or less and assigned lead-time products are designed for established Herman Miller dealers with pre-approved credit.

Products are distributed from multiple manufacturing facilities across the United States. All products and options not designated by an Assigned Lead-Time icon  will ship in 20 business days or less after being acknowledged by Herman Miller. Products and options designated by an  are on the assigned lead-time program and will ship in 20 days, less than 20 days, or more than 20 days from order acknowledgement.

Ordering Procedure

Please place orders through Order Manager. If this is not available to you, place orders through mail or fax. Verbal purchase orders will not be accepted.

Order Entry fax number for Passage®, 5000 Series, and Meridian® Filing and Storage: (616) 846 9236.

Order Entry fax number for all other products:
(616) 654 3085.

For more information, contact your Customer Care representative at:
(866) 854 3048 EXT 3400.

Shipments and Delivery

Per Herman Miller Terms and Conditions.

Changes and Cancellation

Per Herman Miller Terms and Conditions.



Keyed-Alike Information

Keyed-Alike Locks

All components with locks may be specified keyed alike. Products with keyed-alike locks will be shipped with lock chassis installed.

Installation of lock cylinders will be on-site according to instructions provided. Herman Miller, Inc., will not be responsible for lock cylinder installation.

When specifying product keyed-alike, include separate lines on your order for the lock cylinders.

For Action Office®, Ethospace®, Passage®, Quadrant®, Resolve®, and Supplemental products, list cylinder part number and key number (232092-XXX); select a key number (or numbers) between 226 and 427, excluding numbers 408 and 412.

The following products require a different lock cylinder part number. Specify UKY001-XXX for these products only; select a key number (or numbers) between 226 and 427, excluding numbers 408 and 412.

- A3013.
- A3053.
- G5180.
- G5181.
- G5280.

The keys provided in 232092-XXX and UKY001-XXX kits work with either cylinder type, provided the key numbers match.

For Tu® Storage, Canvas Office Landscape®, 5000 Series, and Meridian® Storage, see the following charts.

Keyed-alike locks are field installed.

To order keyed-alike locks for Action Office® Series 1 and 2 door panels, please contact Customer Care.

A master key can be used to open any lock on an attached or freestanding component. In addition, a removal key or lock change tool is required to remove lock plugs. Customers interested in ordering master keys, removal keys, or lock change tools should contact Customer Care.

For Canvas overhead and lower storage units, specify as follows:

Specification Code	Part Number	Color	Lock Series
KA	1B2JK7-XXX ¹	chrome	UM series 226-427

For Canvas Metal Storage, Meridian Storage, Tu Storage, and 5000 Series desk components with pedestals, specify as follows:

Specification Code	Key Number	Color	Lock Series
KA	232092-XXX ¹	black	UM series 226-427
KA	1B2JK7-XXX ¹	chrome	UM series 226-427

For 5000 Series flipper door unit with bezel or credenza storage cabinet with bezel, specify as follows:

Specification Code	Key Number	Color	Lock Series
KA	232092-XXX ¹	black	UM series 226-427

Key Number:

XXX¹ = a key number between 226 and 427 (excluding 408 and 412)

Vary Easy Program

Program Overview

Vary Easy is a program designed to help dealers specify standard products with a larger breadth of options. For example, depending on the type of product being specified, choices include additional size, finish, edge types, and cable management features. Vary Easy 3D, specIT, and third-party text-based specification packages support the Vary Easy program. Vary Easy 3D enables designers to create a 3D image, CAD symbols, and a price book page. A Vary Easy product number is assigned for each product as the user selects specific options. Once the product is completely specified, the order can be submitted via Kiosk's Order Manager or a dealer's business system.

Accessing and Specifying Vary Easy

To view the full product vocabulary, go to the Vary Easy Product Offering on Kiosk. To specify Vary Easy, go to the Vary Easy 3D website on Kiosk, specIT, or your third-party text-based specification package.

Once you've made your product line selection, continue to follow through each option and enter the specific options that represent the product you need. When the product is fully specified, Vary Easy will generate an orderable product number and instantly calculate a price.

Note: Failure to completely specify a product will cause a delay in order acknowledgements. Be sure to make a selection for all options offered.

The acknowledgement process for Vary Easy products is the same as for any standard order. Vary Easy products ship with a standardized lead time and are competitively priced.

For more information, contact your Customer Care Line at (866) 854 3048 EXT 3400.

Stain-to-Match Program

Stain-to-Match Program

Program Overview

The Stain-to-Match program gives you the option of using veneer finishes that are not listed in the standard offering. The program allows Herman Miller to match a customer's existing recut or natural veneer, or create a new finish that is unique to an installation.

Specific information on approval, ordering, pricing, and warranty for the Stain-to-Match program is listed below. Questions and requests for assistance may be directed to Herman Miller Options at:

(800) 654 3910

Ordering Products with Stain-to-Match Veneers

1. Fill out the Options Stain-to-Match Request Form and send along with a color sample (2" x 3" minimum) to the Herman Miller Options Applications Team at the address provided on the form. The form can be found on Omni.
2. Within 7-10 working days, Herman Miller Options will send a sample of the color-matched stain on Herman Miller veneer to the requester for the customer's signed approval.
3. If the sample meets the customer's approval, sign the reverse side of the sample, scan and email the approval to:
options@hermanmiller.com.
4. After the stain has been approved, a formal quotation with special number and pricing can be provided, or the product can be specified through the Vary Easy program, if available. Work with the Options team on final product needs and how to specify.
5. A purchase order can then be placed.

Stain-to-Match Warranty

Herman Miller warrants its products to be free from defects in craftsmanship from the date of delivery for the applicable warranty period. Herman Miller is responsible for the physical properties of the veneers available through the Stain-to-Match program, which include:

- STA: Stain-to-Match on Recut Ash
- STB: Stain-to-Match on Beech
- STC: Stain-to-Match on Cherry
- STD: Stain-to-Match on Oak
- STK: Stain-to-Match on Reltech Anigre (Geiger)
- STM: Stain-to-Match on Recut Mahogany
- STP: Stain-to-Match on Maple
- STU: Stain-to-Match on Walnut (Geiger)

See your specification tool for product specific finish offering limitations.



Customer's Own Material/ Customer's Own Leather Order Information — Cushion Tops

Customer's Own Material/Customer's Own Leather

Program Overview

The Customer's Own Material (COM) and Customer's Own Leather (COL) program gives you the option of using textiles other than those listed. Herman Miller will test textiles for application to Herman Miller products and will process orders for those with approved COM/COL textiles only. COM/COL are assigned lead time textiles.

Omni lists an overview of fabrics and leathers that have been tested and indicates whether or not they were approved for application to Herman Miller products.

Specific information on the terms and conditions, testing, approval, and ordering process for COM/COL is listed below. Questions about the COM/COL program and requests for assistance may be directed to your COM representative at:

(616) 654 3400

(866) 854 3048 EXT 6543400

Customer's Own Material/Customer's Own Leather Warranty

Herman Miller does not warrant COM/COL textiles. COM/COL textiles are tested for application only; they are not tested for performance. The Herman Miller warranty does apply to the underlying products.

Suppliers of COM/COL textiles are responsible for color consistency within commercial tolerances, UV stability, and resistance to soiling and perspiration.

Customer's Own Material/Customer's Own Leather Pricing

COM is a Category 1 fabric. There are no application charges for COM fabrics. COL is a Category 7 textile; refer to prices on specific products to determine the application charge.

Ordering and payment for COM/COL textile yardage are the responsibility of the customer and the textile supplier.

If desired, Herman Miller will purchase COM textiles directly from True Textiles, C.F. Stinson, Luna Textiles, Maharam, and Momentum Textiles to simplify ordering and shipment. For this service, refer to the Supplier Connection program.

Application Note

Herman Miller does not guarantee that Customer's Own Material (COM) fabric patterns will align across panels/tiles or from one screen to the next. We also do not guarantee that COM fabric designs will be positioned consistently in the same location across several panels, tiles, or screens.

Textile Approval

1. Select a COM/COL textile.
2. If your textile is not listed on Omni, obtain a test number from a COM representative at (616) 654 3400. You can also submit your request within Omni. Please have the following information ready before calling: textile name, number, pattern, and the product you will apply it to.
3. Herman Miller will notify you of approval or disapproval within 4 days from receipt of the test yardage.

Customer's Own Material/ Customer's Own Leather Order Information — Cushion Tops

continued

Ordering Products with COM/COL

1. Refer to the specific products to determine the yardage required for COM/COL textiles.
2. If your textile is not listed on Omni, call a COM representative at (616) 654 3400 or (866) 854 3048 EXT 6543400. The representative will assign an identification number for your textile (ID#) and will verify yardage requirements for your order. Yardage requirements are based on directional, 54"-wide textiles. Additional yardage may be needed due to the unique characteristics of a textile.
3. Enter your order on Order Manager in Omni.
4. Upon receipt of your purchase order, Herman Miller will send you a PO acknowledgment.
5. Arrangements must be made for the textiles to be shipped from the supplier to Herman Miller for application to the seating products. See Omni for shipping procedures and current shipping addresses or contact a COM representative at (616) 654 3400 or (866) 854 3048 EXT 6543400.

Products will be scheduled for production when COM/COL textiles are received at Herman Miller. Standard lead times in effect at that time will apply.

Note: If textiles are to be purchased directly by Herman Miller through the Supplier Connection program, Herman Miller will handle the ordering and shipping process and will schedule your order for production upon receipt of your purchase order (dependent on textile availability). Refer to the Supplier Connection program for more information.

Supplier Connection

Program Overview

The Supplier Connection program is a service offered by Herman Miller to purchase approved COM textiles directly from True Textiles, C.F. Stinson, Luna Textiles, Maharam, and Momentum Textiles. When you select a textile through this program, Herman Miller will facilitate the ordering, scheduling, and shipment of the textile directly with the supplier.

Suppliers included in the Supplier Connection program keep an active inventory of textiles that are pre-approved for application to Herman Miller products. Pre-approval applies only to the suitability of a textile for manufacturing and application to a Herman Miller product. Omni provides an overview of fabrics that have been tested and indicates whether or not they were approved for application to Herman Miller products.

Specific information on the terms and conditions, testing, approval, and ordering process for the Supplier Connection program is listed below. Questions and requests for assistance may be directed to your COM representative at:

(616) 654 3400
(866) 854 3048 EXT 6543400

Supplier Connection Warranty

Textiles purchased by Herman Miller through the Supplier Connection program are COM and are not warranted by Herman Miller. COM textiles are tested for application only; they are not tested for performance. The Herman Miller warranty does apply to the underlying products.

Suppliers of COM textiles are responsible for color consistency within commercial tolerances, UV stability, and resistance to soiling and perspiration.

Customer's Own Material/ Customer's Own Leather Order Information — Cushion Tops

continued

Supplier Connection Pricing

Textiles purchased by Herman Miller through the Supplier Connection program are COM. COM is a Category 1 fabric. There are no application charges for COM fabrics.

Payment for textiles purchased by Herman Miller through the Supplier Connection program is the responsibility of the customer or dealer. Herman Miller will invoice the order at the supplier's prices published at the time of the order.

Textile Approval

1. Refer to Omni to identify the approval status of the textile. If your textile is not listed, contact the COM Department to request testing for application to Herman Miller products.
2. Herman Miller will notify you of approval or disapproval in approximately 4 days from receipt of the test yardage. If the textile is approved, it will be assigned a COM identification number.

Ordering Products with Supplier Connection COM

1. Identify and include the following information on your purchase order:
 - Product number and option
 - Herman Miller's COM identification number
2. Enter your order on Order Manager in Omni.
3. Upon receipt of the purchase order, Herman Miller will process your order and send you a PO acknowledgment. Herman Miller will determine the yardage required to produce your product and will order and schedule for delivery the required textile. Standard lead times in effect at the time the textile is allocated at the supplier will apply to products ordered through this program.



Proprietary Textiles Application Chart – Seating

• Available

[A] Assigned lead-time textile.

See following page for exception notes.

[N] Non-woven textile.

	New Aeron® Chairs	Classic Aeron Work Chairs/Stools	Classic Aeron Armrads/Arm Kit	Mirra® 2 Chairs/Stools	Celle® Chairs/Stools	Embody® Chairs	Sayl® Work Chairs/Stools	Sayl Side Chairs	Setu® Chairs/Stools	Setu Lounge Chair/Ottoman	Verus™ Work Chairs/Stools Back	Verus Work Chairs/Stools Seat	Verus Side Chairs Back	Verus Side Chairs Seat	Ergon 3® Chairs	Ergon 3/Equa 2® Adjustable Arm Kit	Equa 2 Fully Upholstered Chairs/Stools	Equa 2 Split-Pad Upholstered Chairs/Stools	Aside® Chairs	Cape® Chairs/Stools	Celeste™ Seating	Keyn Chair Group	Locale® Bench Cushion	Public Office Landscape® Back	Public Office Landscape Seat	Plex™ Lounge Furniture	Swoop™ Lounge Seating - Fully Upholstered	Swoop Lounge Seating - Plywood	Eames Tandem Sling Seating	Cushion Tops	Workspaces		
Price Category 1																																	
COM Customer's Own Material [A]					14		1	1							1		1	1	1		1	1	1			1	1	1	1	1	1	1	
231__ 8Z Pellicle®	•																																
1A7__ AireWeave™ 2				•																													
3P__ ColorGuard [N]					15		•	22	•	•		•	•	•	2			3	8		•	•	•										
8T__ Crossing					•				•	•					•		•	•	•														
6V__ Flexnet™																					•												
95__ Gem					14				•	•					•		•	•	•		•						•	•					
65__ Interweave												•																					
4W__ Lyris 2™										•	•																						
1MN__ Monologue					14		21	22	•	•		•			•	•					•	•	•			•	•	•	•				
3D__ Pellicle® Classic (3V__)			•																														
3DK__ Stretch Knit [A]								21																									
235__ Tailored [A]					•		•	•	•			•	•	•							•	•			•	•							
1WS__ Whisper					14		21	•	•	•		•	•	•			•	•	•		•	•	•		•	•	•	•	•				
Price Category 2																																	
92__ Crepe					•		•	•	•	•		•	•	•	•		•	•	•		•	•	•		•	•	•	•	•				
22Q__ Fish Net					•		•	•	•	•		•	•	•	•		•	•	•		•	•	•		•	•	•	•	•				
1LM__ Loom					14		•	•			•	•	•																				
1MV__ Marvel					14		21	•			•	•	•					•	8		•	•	•		•	•	•	•					
1HA__ Medley					14		•	•	22		•	•	•	•	•		•	•	•		•	•	•		•	•	•	•	•				
3A__ Moiré					14		•	•	•	•		•	•	•	•		•	•	•		•	•	•		•	•	•	•	•				
4M__ Pellicle Tuxedo (4Q__)			•																														
4E__ Pellicle Waves (4F__)			•																														
30__ Rhythm					•	23	•	•			•	•	•	•			•	•			•	•	•		•	•	•	•					
1RV__ Rivet					14		21	22			•	•	•	•	•		•	•	•		•	•	•		•	•	•	•	•				
8R__ Twist					•		•	•	•	•		•	•	•	•		•	•	•		•	•	•		•	•	•	•	•				
22T__ Well Suited																		•	8								•		23				
Price Category 3																																	
70__ Bento							•	•	•	•		•	•	•	2		•	•	8		•												
8M__ Latitude™					23		•	•										3										•	•				
22R__ Pins and Needles					14		•	•	•		•	•	•	•			•	•	•		•	•	•		•	•	•	•	•				
8U__ Stitches					•		•	•	•	•		•	•	•	•		•	•	•		•	•	•		•	•	•	•	•				
22V__ String Plaid					14		•	•											•		•	•	•		•	•	•	•	•				
Price Category 4																																	
7Y__ Bingo [N]							•	•	•	•		•	•	•	2			3	8		•	•	•										
1DL__ Dialogue																																	
213__ Mercer					14		•	•	22		•	•	•								•	•			•	•	•	•					
1A9__ Network																									•								
6J__ Plateau																																	
6S__ Quilty					14		•	•			•	•	•	•	•		•	•	•		•	•	•		•	•	•	•	•				
8Y__ Spools					14		21	•	•	•		•	•	•	•		•	•	•		•	•	•		•	•	•	•	•				
22P__ Strata							21	22	•		•	•	•	•	•		•	•	•		•	•	•		•	•	•	•	•				
Price Category 5																																	
14A__ Hopsak					14		•	22	•	•		•	•	•	•		•	•	•		•	•	•		•	•	•	•	•				
22N__ Noble (22H__) [A]					14		•	23	•	•		•	•	•	•		•	3	8		•	•	•		•	•	•	•	•				
Price Category 6																																	
35__ Balance					•																												
Price Category 7																																	
COL Customer's Own Leather [A]		1	1	1	14										1	1	1	1	8				1									1	
Price Category 8																																	
No fabrics available at this time																																	
Price Category 9																																	
21__ Leather				•	14												•	•	•	8		4	•						•				

continued on next page

Proprietary Textiles Application Chart – Seating

continued

• Available

[A] Assigned lead-time textile.

See below for exception notes.

[N] Non-woven textile.

Fire-Retardant Chairs/Fabrics

Price Category 1

COM Customer's Own Material [A]

1A7__ AireWeave™ 2

3P__ ColorGuard [N]

8T__ Crossing

6V__ Flexnet™

95__ Gem

4W__ Lyris 2™

3D__ Pellicle® Classic

235__ Tailored [A]

Price Category 2

92__ Crepe

22Q__ Fish Net

3A__ Moiré

30__ Rhythm

8R__ Twist

Price Category 3

70__ Bento

8M__ Latitude™

22R__ Pins and Needles

8U__ Stitches

22V__ String Plaid

Price Category 4

6J__ Plateau

6S__ Quilty

Price Category 5

14A__ Hopsak

Price Category 6

35__ Balance

Price Category 9

21__ Leather

	Classic Aeron® Work Chairs/Stools	Mirra® 2 Chairs/Stools with Butterfly Back	Celle® Chairs/Stools	Embody® Chairs	Sayl® Work Chairs/Stools	Sayl Side Chairs	Setu® Chairs/Stools	Setu Lounge Chair/Ottoman	Ergon 3® Chairs	Equa 2® Fully Upholstered Chairs/Stools	Equa 2 Split-Pad Upholstered Chairs/Stools	Aside® Chairs	Caper® Chairs/Stools	Celeste™ Seating	Plex™ Lounge Furniture	Swoop™ Lounge Seating - Fully Upholstered	Eames® Tandem Sling Seating
COM									1	1	1	1		1			
1A7__ AireWeave™ 2	•																
3P__ ColorGuard [N]		15	24	22				2		3	8					•	6
8T__ Crossing		14			•	•	•	•	•	•	•			•		•	
6V__ Flexnet™												•					
95__ Gem		14			•	•	•	•	•	•	•			•	•	•	
4W__ Lyris 2™						18	•										
3D__ Pellicle® Classic	7																
235__ Tailored [A]		•			•									•	•		
92__ Crepe		14		•	•					•	•	•		•	•	•	
22Q__ Fish Net		•		•	•	•										•	
3A__ Moiré		14		•	•	•	•	•	•	•	•			•			
30__ Rhythm		14	16	24	•						8					•	
8R__ Twist		14		•	•	•	•	•	•	•	8			•	•	•	
70__ Bento				•	•	•	•	2	•		8					•	
8M__ Latitude™		•		•	•												
22R__ Pins and Needles				•	•	•											
8U__ Stitches		14		•	•	•	•	•	•	•	•			•	•	•	
22V__ String Plaid				•										•			
6J__ Plateau												•					
6S__ Quilty		14		•	•											•	
14A__ Hopsak		14		•			•		•	•	•					•	•
35__ Balance			17														
21__ Leather		14										8					

All foam and Proprietary Textiles on HermanMiller seating comply with California TB 117-2013.

Application Note: Herman Miller cannot guarantee material/pattern alignment in adjacent products. For example, a fabric's pattern may not align from one pedestal cushion top to the next, or from one chair to another.

- | | |
|--|--|
| 1 Refer to price book appendices and Omni for COM/COL information. | 16 Only available in 3014 Black. |
| 2 Available on all Ergon 3 chairs except for fabric back (FB) option. | 17 Only available in 3512 Carbon and 3513 Black. |
| 3 Available on A-and B-size Equa 2 split-pad upholstered chairs. | 18 Only available in 4W26 Slate Grey, 4W30 Java, and 4W31 Graphite. |
| 4 See specific products for information on specifying leather in combination with fabric. | 21 Not available on Sayl upholstered back work chairs. |
| 6 Only available in 3P02 Navy, 3P03 Spruce, 3P14 Black, 3P17 Burgundy, 3P19 Slate, and 3PC7 Bucksuede. | 22 Not available on Sayl side chairs with upholstered backs. |
| 7 Only available in 3D01 Graphite. | 23 Available in select colors. Refer to "Proprietary Textile Colors-Seating" for color offering. |
| 8 Only available on nonupholstered outer back option (PB). | 24 Not available on Sayl upholstered High-Back Work Chairs. |
| 14 Available on Celle UC (upholstered seat) and HC (upholstered seat with protective edge) Chairs. | |
| 15 Available only on Celle HC (upholstered seat with protective edge) Chairs. | |

Proprietary Textile Colors – Seating

Price Category 1

Customer's Own Material
See Order Information in
Appendices.
Assigned lead-time textile. A

8Z Pellicle®
For New Aeron® Chairs
56% elastomeric
44% polyester
23101 Mineral
23102 Carbon
23103 Graphite

AireWeave™ 2
For Mirra® 2 Chairs
67% elastomeric
33% antimony-free polyester
1A701 Alpine
1A702 Slate Grey
1A703 Graphite
1A704 Lime Green
1A705 Cappuccino
1A706 Urban Orange
1A707 Dark Turquoise
1A708 Twilight

ColorGuard
54" wide
100% vinyl
3P01 Grey
3P02 Navy *
3P03 Spruce * A
3P04 Jade A
3P05 Natural A
3P08 Blueberry A
3P09 Coal A
3P12 Black Plum A
3P14 Black *
3P15 New Burgundy A
3P17 Burgundy * A
3P19 Slate *
3P31 Horizon Blue A
3P33 Pumice
3P54 Candy Apple A
3P58 Beige A
3P66 Deep Clay A
3P72 Allspice A
3P90 Green Tea A
3P93 Camelback A
3P96 Manzanita A
3P97 Fudge A
3PB2 Sea Grass A
3PB5 Vizcaya Palm A
3PB9 Neptune A
3PC7 Bucksuede * A
3PD4 Otter A

* Colors available on Eames®
Tandem Sling Seating.

A Assigned lead-time color.

Crossing
54" wide
86% antimony-free polyester
14% polyester
8T03 Wicker
8T04 Porcelain
8T05 Warm Grey
8T06 Sepia
8T07 Pumpkin
8T08 Copper
8T09 Cranberry
8T10 Tomato
8T11 Mulberry
8T12 Plum
8T13 Green Apple
8T14 Loden
8T15 Spruce
8T16 Periwinkle
8T17 Cerulean
8T18 Indigo
8T19 Shale
8T20 Brownstone
8T21 Bark
8T22 Tin
8T23 Graphite
8T24 Black

Flexnet™
For Caper® Chairs
69% elastomeric
31% polyester
6V01 Black
6V02 Silver Grey

Gem
54" wide
100% antimony-free polyester
9501 Sesame
9502 Tangerine
9503 Red
9504 Red Violet
9505 Mulberry
9506 Java
9507 Twilight
9508 Bayou
9509 Iris
9510 Berry Blue
9511 Aqua Green
9512 Green Apple
9513 Spruce
9514 Black
9515 Slate Grey
9516 Fog

Interweave
For Verus™ Chairs
71% elastomeric
29% polyester
6504 Pewter
6505 Charcoal
6506 Black

Lyris 2™
For Setu® Chairs
74% elastomeric
26% polyester
4W21 Alpine
4W22 Mango
4W23 Chartreuse
4W25 Berry Blue
4W26 Slate Grey
4W28 Chino
4W29 Rattan
4W30 Java
4W31 Graphite

Category 1 continued on next
page

Proprietary Textile Colors – Seating

continued

Price Category 1

continued

Monologue

54" wide
56% recycled polyester
44% polyester

1MN01	Linen
1MN02	Alabaster
1MN03	Truffle
1MN04	Folkstone
1MN05	Silver Pine
1MN06	Slate
1MN07	Seed
1MN08	Yellow Oxide
1MN09	Persimmon
1MN10	Tundra
1MN11	Meadow
1MN12	Blue Sky
1MN13	Blue Spruce
1MN14	Deep Sea

Pellicle® Classic

For Classic Aeron® chairs with a graphite or polished aluminum base.
70% elastomeric, 30% polyester

3D01	Carbon
3D02	Lead

Pellicle Classic

For Classic Aeron chairs with a titanium base.
70% elastomeric
30% polyester

3V01	Zinc
3V03	Quartz

Stretch Knit

Assigned lead-time textile. A
Available only on Sayl®
Suspension Back Work Chairs
97% polyester, 3% spandex

3DK01	Fog
3DK02	Slate Grey
3DK03	Java
3DK04	Black
3DK05	Red
3DK06	Green Apple
3DK07	Berry Blue

Tailored

Assigned lead-time textile. A
54" wide
56% polyester
44% recycled polyester

23501	Studio White
23502	Sugar
23503	Tomato
23504	Orchid
23505	Boysenberry
23506	Chive
23507	Bluegrass
23508	Cobalt
23509	Cadet
23510	Fog
23511	Graphite
23512	Black
23513	Coffee

Whisper

54" wide
73% recycled polyester
27% polyester

1WS01	Sand Dollar
1WS02	Pebble
1WS03	Silver Birch
1WS04	Iceberg
1WS05	Silver Pine
1WS06	Carbon
1WS07	Cumin
1WS08	Adobe
1WS09	Strawberry
1WS10	Blush
1WS11	Eggplant
1WS12	Willow
1WS13	Sea Grass
1WS14	Pool
1WS15	Blueberry

Price Category 2

Crepe

54" wide
100% recycled polyester

9201	Licorice
9203	Smoke
9207	Cherry
9209	Claret
9212	Raisin
9218	Aquamarine
9223	Cadet
9241	Beachglass
9243	Midnight
9244	Artichoke
9248	Warm White
9249	Stone
9250	Earth
9251	Fog
9252	Slate Grey
9253	Yellow Dark
9254	Coral
9255	Blush Grey
9256	Wild Berry
9257	Clover
9258	Caribbean
9259	Cerulean
9260	Brownstone
9261	Shale
9262	Graphite
9263	Tomato
9264	Green Apple

Fish Net

55" wide
100% recycled polyester

22Q01	Oyster
22Q02	Stone
22Q03	Citrus
22Q04	Curry
22Q05	Chipotle
22Q06	Cherry
22Q07	Fuschia
22Q08	Claret
22Q09	Purple
22Q10	Clover
22Q11	Pesto
22Q12	Peacock
22Q13	Lagoon
22Q14	Twilight
22Q15	Bluestone
22Q16	Storm
22Q17	Black
22Q18	Cocoa

Loom

54" wide
100% polyester

1LM01	Linen
1LM02	Brown Sugar and Spice
1LM03	Brick and Mortar
1LM04	Salt and Pepper
1LM05	Black
1LM06	Lemongrass
1LM07	Poppy
1LM08	Wild Berry
1LM09	Loden
1LM10	Jade
1LM11	Deep Sea

Category 2 continued on next page

Proprietary Textile Colors – Seating

continued

Price Category 2

continued

Marvel	
54" wide	
100% pvc-free polyurethane	
1MV01	Summer White
1MV02	Sand Dollar
1MV03	Espresso
1MV04	Folkstone Grey
1MV05	Graphite
1MV06	Onyx
1MV07	Polar Blue
1MV08	Blush Grey
1MV09	Woodrose
1MV10	Citrus
1MV11	Adobe
1MV12	Red
1MV13	Kiwi Green
1MV14	Pine
1MV15	Teal Green
1MV16	Twilight

Medley	
54" wide	
100% polyester	
1HA01	Stone
1HA02	Trail
1HA03	Charcoal
1HA04	Cinder
1HA05	Citrus
1HA06	Papaya
1HA07	Chutney
1HA08	Tundra
1HA09	Feather Grey
1HA10	Chartreuse
1HA11	Loden
1HA12	Peacock
1HA13	Bayou
1HA14	Blue Grotto
1HA15	Blueberry
1HA22	Khaki
1HA23	Pewter
1HA24	Yellow Oxide
1HA25	Vintage Rose
1HA26	Raspberry
1HA27	Acai Berry

Moiré	
54" wide	
100% recycled polyester	
3A01	Concrete
3A02	Biscotti
3A03	Rattan
3A04	Chambray
3A05	Fern
3A08	Violet
3A09	Zin
3A10	Curry
3A11	Spice
3A12	Cork

Pellicle® Tuxedo	
For Classic Aeron® chairs with a graphite or polished aluminum base.	
64% elastomeric	
36% polyester	
4M01	Grey Black
4M02	Blue Black

Pellicle Tuxedo	
For Classic Aeron chairs with a titanium base.	
64% elastomeric	
36% polyester	
4Q01	White Gold

Pellicle Waves	
For Classic Aeron chairs with a graphite or polished aluminum base.	
68% elastomeric	
32% polyester	
4E01	Carbon
4E03	Platinum

Pellicle Waves	
For Classic Aeron chairs with a titanium base.	
68% elastomeric	
32% polyester	
4F01	Zinc
4F03	Quartz

Rhythm	
54" wide	
100% polyester	
3001	Kiwi Green *
3002	Green Apple
3003	Peacock
3004	Bayou *
3005	Berry Blue
3006	Iris
3007	Twilight
3008	Pumpkin *
3009	Poppy *
3010	Molasses
3011	Mulberry
3012	Khaki *
3013	Mink
3014	Black
3015	Charcoal

* Colors not available on Embody® Chair.

Rivet	
54" wide	
100% recycled polyester	
1RV01	Twig
1RV02	Deep Clay
1RV03	Woodrose
1RV04	Otter
1RV05	Hemlock
1RV06	Olive
1RV07	Lagoon
1RV08	Deep Sea
1RV09	Charcoal
1RV10	Grey Brindle

Twist	
54" wide	
80% antimony-free polyester	
13% recycled polyester	
7% polyester	
8R05	Wicker
8R10	Poppy
8R14	Tin
8R15	Shale
8R16	Graphite
8R17	Birch
8R18	Sepia
8R22	Blueberry
8R23	Green Apple
8R26	Gunmetal
8R27	Cinder
8R28	Citrus
8R29	Pekoe
8R30	Tangerine
8R31	Red Plum
8R32	Wisteria
8R33	Forest
8R34	Jade Dark
8R35	Waterfall
8R36	Midnight Blue
8R37	Carbon Dark

Category 2 continued on next page

Proprietary Textile Colors – Seating

continued

Price Category 2

continued

Well Suited

55" wide
79% polyester
21% recycled polyester

22T01	Oyster *
22T02	Raffia *
22T03	Peppermint *
22T04	Wild Berry *
22T05	Spring Green *
22T06	Mint *
22T07	Periwinkle *
22T08	Cool Grey *
22T09	Citrus *
22T10	Pumpkin
22T11	Red
22T12	Fuschia
22T13	Orchid
22T14	Chartreuse *
22T15	Green Apple
22T16	Jade
22T17	Peacock
22T18	Blueberry
22T19	Bluestone *
22T20	Mink

* Colors not available on Swoop™ Plywood Lounge Seating.

Price Category 3

Bento

54" wide
100% antimony-free polyester

7001	Frost
7002	Linen
7003	Khaki
7004	Truffle
7005	Grey Black
7006	Pumpkin
7007	Cranberry
7008	Everglade
7009	Cobalt

Latitude™

61" wide
100% polyester

8M01	Graphite
8M02	Shadow
8M03	Citron
8M05	Blue Fog
8M06	Cappuccino
8M10	Alpine
8M15	Champagne
8M16	Chestnut
8M17	Black
8M18	Brownstone
8M21	Slate Grey
8M22	Lime Green
8M23	French Press
8M24	Urban Orange
8M25	Dark Turquoise
8M26	Twilight

Latitude

Colors for Mirra 2 Chairs
100% polyester

8M10	Alpine
8M17	Black
8M21	Slate Grey
8M22	Lime Green
8M23	French Press
8M24	Urban Orange
8M25	Dark Turquoise
8M26	Twilight

Pins and Needles

58" wide
76% recycled polyester
24% polyester

22R01	Day and Night
22R02	Night and Day

Stitches

54" wide
54% polyester
46% recycled polyester

8U02	Rye
8U03	Khaki
8U04	Honey
8U05	Cattail
8U06	Pumpkin
8U07	Brick
8U08	Cool Grey
8U09	Slate Blue
8U10	Juniper
8U11	Evening Blue
8U12	Charcoal
8U13	Kiwi Green
8U14	Olive
8U15	Pesto
8U16	Cocoa
8U17	Seed

String Plaid

54" wide
100% recycled polyester

22V01	Warm White on Khaki
22V02	Mint on Yellow Green
22V03	Mist on Blue Grey
22V04	Sky Blue on Red
22V05	Lime on Magenta
22V06	Bright Green on Green
22V07	Aqua Blue on Cerulean
22V08	Ivory on Black

Price Category 4

Bingo

54" wide
100% PVC-free polyurethane
Resilience® finish

7Y01	Oyster
7Y02	Natural
7Y03	Cashew
7Y04	Buff
7Y05	Rattan
7Y06	Root
7Y07	Woodland
7Y08	Camel
7Y09	Copper
7Y10	Allspice
7Y11	Canyon
7Y12	Henna
7Y13	Sedona
7Y14	Black Plum
7Y15	Currant
7Y16	Mahogany
7Y17	Seed
7Y18	Mushroom
7Y19	Blue Grey
7Y20	Navy
7Y21	Black
7Y22	Mint
7Y23	Seaport
7Y24	Evening Blue
7Y25	Hemlock
7Y26	Kiwi Green
7Y27	Celadon
7Y28	Moss
7Y29	Pesto

Category 4 continued on next page

Proprietary Textile Colors – Seating

continued

Price Category 4

continued

Dialogue

For Public Office Landscape®
Sectional Back/Social Chair Back
knit to size
100% polyester

1DL01 Light Brindle

1DL02 Dark Brindle

Mercer

54" wide
50% solution dyed recycled nylon
50% solution dyed nylon
BLOCKaide

21301 Stone

21302 Rattan

21303 Cayenne

21304 Chutney

21305 Pesto

21306 Teal Blue

21307 Ultramarine

21308 Acai Berry

21309 Ash Brown

21310 Charcoal

Network

For Public Office Landscape®
Sectional Back/Social Chair Back
knit to size
100% polyester

1A901 Warm White

1A902 Fog

1A903 Red

1A904 Wildberry

1A905 Green Apple

1A906 Twilight

1A907 Graphite

Plateau

Perspectives® Collection

knit to size
100% polyester

6J01 Feather Grey

6J02 Trail

6J03 Mustard Seed

6J04 Fennel

6J05 Red Pepper

6J06 Twig

6J07 Waterfall

6J08 Sagebrush

6J09 Winter Berry

6J10 Thunder

6J11 Blueberry

6J12 Rosemary

6J13 Wild Plum

6J14 Black

Quilty

56" wide
100% antimony-free polyester
GreenShield

6S03 Khaki

6S04 Straw

6S07 Brick

6S10 Mink

6S11 Green Apple

6S13 Indigo

6S14 Zinc

6S15 Slate

6S16 Beachwood

6S17 Paprika

6S18 Plum

6S19 Juniper

6S20 Grey Black

Spools

54" wide
51% recycled polyester
49% polyester
Crypton® Green

8Y01 Cashew

8Y02 Wicker

8Y03 Trail

8Y04 Cappuccino

8Y05 Copper

8Y08 Bluegrass

8Y09 Lagoon

8Y10 Grape

8Y11 Beachglass

8Y12 Marsh

8Y13 Bud

Strata

54" wide
50% solution dyed recycled nylon
50% solution dyed nylon
BLOCKaide

22P01 Rattan

22P02 Yellow Jacket

22P03 Avocado

22P04 Pesto

22P05 Peacock

22P06 Blue Jay

22P07 Blueberry

22P08 Boysenberry

22P09 Mango

22P10 Paprika

22P12 Wheat

22P13 Brownstone

22P14 Bayou

22P15 Trail

Price Category 5

Hopsak

56" wide
100% recycled polyester

14A20 Black

14A22 Raw Umber Dark

14A26 Grey Blue Dark

14A30 Sepia Dark

14A38 Emerald Dark

14A39 Yellow Dark

14A40 Orange

14A41 Sienna

14A42 Olive Green Dark

14A43 Crimson

14A44 Crimson Dark Dark

14A45 Violet Dark

14A46 Pink Dark Dark

14A47 Ultramarine Dark

14A48 Cobalt Blue

14A49 Terra Cotta

14A50 Ochre Dark

Noble

Assigned lead-time textile. A

54" wide

100% wool

22N02 Chipotle *

22N04 Cherry *

22N07 Cadet *

22N08 Berry Blue *

22N09 Peacock *

22N11 Pesto *

22N12 Blue Grey Mix *

22H15 Heathered Black

22H16 Heathered Grey

22H17 Heathered Twilight

22H18 Heathered Rye Grass

22N19 Lemongrass Mix *

22H20 Heathered Red

22H21 Heathered Wild Berry

22N22 Pesto Mix *

22N23 Lagoon Mix *

* Colors not available on Sayl® Side Chairs.

Proprietary Textile Colors – Seating

continued

Appendix: Proprietary Textile Colors – Seating

Price Category 6

Balance

For Embody® chairs

100% polyester

3506 Green Apple

3507 Blue Moon

3509 Berry Blue

3510 Iris

3512 Carbon

3513 Black

Price Category 7

Customer's Own Leather

See Order Information in
Appendices. Assigned lead-time
textile. A

Price Category 8

No fabrics available at this time.

Price Category 9

Leather

approx. 50 sq. ft. per hide

100% leather

2101 Ivory

2109 Black

2110 Smoke

2111 Graphite

2112 Khaki

2113 Rattan

2114 Truffle

2115 Alpine

2116 Haze

2117 Sable Grey

2118 Dark Mineral

2119 Dark Carbon

2120 Cranberry

2121 Deep Sea

Maharam® Application Chart – Seating

- Available

See below for exception notes.

Maharam textiles are on assigned lead times. A

[N] Non-woven textile.

	Classic Aeron® Work Chairs/Stools	Classic Aeron Arm pads/Arm Kit	Mirra® Chairs/Stools	Celle® Chairs	Sayl® Work Chairs/Stools	Sayl Side Chairs	Setu® Chairs/Stools	Setu Lounge Chair/Ottoman	Verus™ Work Chairs/Stools Seat	Verus Side Chairs Seat	Ergon 3® Chairs	Ergon 3 Adjustable Arm Kit	Equa 2® Fully Upholstered Chairs/Stools	Equa 2 Split-Pad Upholstered Chairs/Stools	Equa 2 Adjustable Arm Kit	Aside® Chairs	Caper® Chairs/Stools	Celeste™ Seating	Keyn Chair Group	Locale® Bench Cushions	Public Office Landscape® Seat	Plex™ Lounge Furniture	Swoop™ Lounge Seating - Fully Upholstered	Swoop Lounge Seating - Plywood	Cushion Tops	Workspaces
Price Category A																										
No fabrics available at this time.																										
Price Category B																										
VM__ Medium - Maharam				14	•	•			•	•	•		•	3		•	•	•				•	•	•	•	•
TI__ Messenger - Maharam *			14	•	•	•	•	•	•	•				•		•	•	•				•	•	•	•	•
Price Category C																										
No fabrics available at this time.																										
Price Category D																										
Z27__ Manner - Maharam			14	•	•			•	•	•			•	•		•	•	•				•	•	•	•	•
Price Category E																										
ZFS__ Focus - Maharam			14	16	16											•			•							•
ZLR__ Lariat - Maharam [N]			14	16	16			•	•										•		•					•
VgG__ Ledger - Maharam [N]			14	16	16			•	•										•							•
Z3__ Metric - Maharam			14	•	•			•	•	•			•	•		•	•	•				•	•	•	•	•
ZMD__ Mode - Maharam			14	•	•			•	•				•			•	•	•				•	•	•	•	•
ZBQ__ Oblique - Maharam					16						•					•			•				•	•	•	•
ZP2__ Pick - Maharam					•	•					•					•			•				•	•	•	•
Z32__ Skein - Maharam			14	16	16	•										•			•				•	•		•
ZT3__ Technic - Maharam			14	18	16											•			•							
Price Category F																										
ZCH__ Chock - Maharam																•										
ZC8__ Coin - Maharam			14	18	16											•			•							•
ZCJ__ Coincide - Maharam				16	16											•			•							•
VS__ Crush - Maharam								•	•									•				•				•
ZD1__ Disc - Maharam			14	18	16											•			•							•
ZD3__ Divide - Maharam			14	18	16											•			•							•
ZEE__ Exchange - Maharam			14	16	16			•	•							•			•			•				•
Z29__ Plait - Maharam			14	16	16	•												•	•				•			•
V26__ Remix - Maharam				16	16													•	•			•				•
ZRV__ Rove - Maharam			14	16	16													•								
ZRA__ Runner Standard - Maharam			14	16	16													•								
ZSM__ Seam - Maharam			14	18	16											•			•							
Z31__ Sequence - Maharam			14	16	•								•			•		•	•			•				•
ZSS__ Shuttle Standard - Maharam			14	16	16													•								
Z33__ Strum - Maharam [N]					16													•	•			•				
ZWX__ Waxen - Maharam			14	16	16													•								

* Available in select colors on 20-day lead-time.
Refer to "Maharam Colors - Seating" for 20-day colors.

continued on next page

Maharam® Colors – Seating

Price Category A

No fabrics available at this time.

Price Category B

Medium – Maharam

54" wide
100% polyester
VM01/463490-001 Raven
VM02/463490-002 Smoke
VM03/463490-003 Alloy
VM04/463490-004 Flax
VM06/463490-006 Bark
VM07/463490-007 Espresso
VM08/463490-008 Pecan
VM12/463490-012 Pumpkin
VM13/463490-013 Persimmon
VM14/463490-014 Laser
VM16/463490-016 Port
VM22/463490-022 Marina
VM29/463490-029 Pistachio
VM32/463490-032 Prospect
VM36/463490-036 Delight
VM39/463490-039 Nautical
VM40/463490-040 Pool
VM44/463490-044 Washed
VM45/463490-045 Sculpture
VM46/463490-046 Thatched
VM47/463490-047 Hike
VM48/463490-048 Tangle
VM49/463490-049 Pacific
VM50/463490-050 Cosmic
VM51/463490-051 Cascade
VM52/463490-052 Blackberry
VM53/463490-053 Nasturtium
VM54/463490-054 Wooded

Messenger – Maharam

54" wide
78% recycled polyester
15% polyester, 7% nylon
TI01/458640-001 Balsa
TI06/458640-006 Tobacco
TI07/458640-007 Shadow *
TI08/458640-008 Bayou *
TI10/458640-010 Zinc
TI24/458640-024 Poppy
TI25/458640-025 Mao
TI29/458640-029 Onyx
TI31/458640-031 Cloud *
TI38/458640-038 Depth *
TI40/458640-040 Nile
TI41/458640-041 Azure *
TI45/458640-045 Cactus *
TI46/458640-046 Ice *
TI48/458640-048 Neon *
TI50/458640-050 Hydrangea *
TI51/458640-051 Lilac
TI52/458640-052 Chestnut
TI53/458640-053 Tangelo
TI54/458640-054 Lumine *
TI58/458640-058 Snow
TI59/458640-059 Fennel
TI60/458640-060 Peridot *
TI61/458640-061 Capri
TI62/458640-062 Ultramarine
TI63/458640-063 Squall
TI66/458640-066 Cassis
TI67/458640-067 Aster
TI68/458640-068 Spice
TI69/458640-069 Cherry
TI70/458640-070 Vibrant
TI71/458640-071 Satsuma *
TI72/458640-072 Maize

* Colors available on 20-day lead time.

Messenger continued

TI76/458640-076 Fossil
TI77/458640-077 Ash
TI78/458640-078 Tusk
TI79/458640-079 Oyster
TI80/458640-080 Pensive
TI81/458640-081 Husk
TI82/458640-082 Fireside
TI83/458640-083 Chili
TI84/458640-084 Robust
TI85/458640-085 Beyond
TI86/458640-086 Voyage
TI87/458640-087 Everglade
TI88/458640-088 Electric

- Maharam textiles are on assigned lead times A unless otherwise noted.
- Fabric numbers are listed as Herman Miller fabric number/Maharam fabric number.

Maharam® Colors – Seating

continued

Price Category C

No fabrics available at this time.

Price Category D

Manner - Maharam

54" wide	
100% recycled polyester	
Z2701/466177-001	Magic
Z2702/466177-002	Carob
Z2703/466177-003	Porpoise
Z2704/466177-004	Flint
Z2705/466177-005	Hush
Z2706/466177-006	Nuance
Z2707/466177-007	Thicket
Z2708/466177-008	Cocoa
Z2709/466177-009	Pathway
Z2710/466177-010	Cola
Z2711/466177-011	Ember
Z2712/466177-012	Wagon
Z2713/466177-013	Ablaze
Z2714/466177-014	Peel
Z2715/466177-015	Penny
Z2716/466177-016	Butterscotch
Z2717/466177-017	Harvest
Z2718/466177-018	Lioness
Z2719/466177-019	Caper
Z2720/466177-020	Parakeet
Z2721/466177-021	Greenway
Z2722/466177-022	Aquatic
Z2723/466177-023	Cottage
Z2724/466177-024	Dahlia
Z2725/466177-025	Vivid
Z2726/466177-026	Basin
Z2727/466177-027	Schooner

Price Category E

Focus - Maharam

57" wide	
54% post-industrial recycled polyester	
33% polyester	
13% post-consumer recycled polyester	
ZFS01/465910-001	Ivory
ZFS02/465910-002	Allow
ZFS04/465910-004	Lichen
ZFS06/465910-006	Sierra
ZFS07/465910-007	Merlot
ZFS08/465910-008	Clove
ZFS09/465910-009	Carbon
ZFS10/465910-010	Regatta
ZFS11/465910-011	Emerald

Lariat – Maharam

54" wide	
100% vinyl	
ZLR01/440401-001	001
ZLR02/440401-002	002
ZLR03/440401-003	003
ZLR04/440401-004	004
ZLR06/440401-006	006
ZLR07/440401-007	007
ZLR08/440401-008	008
ZLR10/440401-010	010
ZLR11/440401-011	011
ZLR12/440401-012	012
ZLR13/440401-013	013
ZLR14/440401-014	014
ZLR15/440401-015	015
ZLR16/440401-016	016
ZLR18/440401-018	018
ZLR20/440401-020	020
ZLR21/440401-021	021
ZLR23/440401-023	023
ZLR24/440401-024	024
ZLR25/440401-025	025
ZLR26/440401-026	026
ZLR27/440401-027	027
ZLR28/440401-028	028
ZLR29/440401-029	029
ZLR30/440401-030	030
ZLR31/440401-031	031
ZLR32/440401-032	032
ZLR33/440401-033	033
ZLR34/440401-034	034
ZLR35/440401-035	035
ZLR36/440401-036	036
ZLR37/440401-037	037
ZLR38/440401-038	038

Price category E continued on next page

- Maharam textiles are on assigned lead times **A** unless otherwise noted.
- Fabric numbers are listed as Herman Miller fabric number/Maharam fabric number.

Maharam® Colors – Seating

continued

Price Category E

continued

Ledger – Maharam

54" wide	
100% polyurethane	
V9G1/463770-001	001
V9G2/463770-002	002
V9G3/463770-003	003
V9G4/463770-004	004
V9G6/463770-006	006
V9G7/463770-007	007
V9GG/463770-017	017
V9GH/463770-018	018
V9GJ/463770-019	019
V9GK/463770-020	020
V9GM/463770-022	022
V9GQ/463770-025	025
V9GS/463770-026	026
V9GT/463770-027	027
V9GU/463770-028	028
V9GV/463770-029	029
V9GW/463770-030	030
V9GX/463770-031	031
V9GY/463770-032	032
V9GZ/463770-033	033
V9G10/463770-034	034
V9G11/463770-035	035
V9G12/463770-036	036
V9G13/463770-037	037
V9G14/463770-038	038
V9G15/463770-039	039
V9G16/463770-040	040
V9G17/463770-041	041
V9G18/463770-042	042
V9G19/463770-043	043
V9G20/463770-044	044
V9G21/463770-045	045
V9G22/463770-046	046

Metric – Maharam

54" wide	
51% recycled polyester	
49% polyester	
Z301/466014-001	Phantom
Z302/466014-002	Fog
Z303/466014-003	Fleece
Z304/466014-004	Sourdough
Z305/466014-005	Toffee
Z306/466014-006	Driftwood
Z307/466014-007	Mineral
Z308/466014-008	Bittersweet
Z309/466014-009	Arabica
Z310/466014-010	Cerise
Z311/466014-011	Brick
Z312/466014-012	Cardinal
Z313/466014-013	Lava
Z314/466014-014	Oriole
Z315/466014-015	Cedar
Z317/466014-017	Caramel
Z318/466014-018	Pollen
Z319/466014-019	Tupelo
Z320/466014-020	Alligator
Z321/466014-021	Envy
Z322/466014-022	Bonsai
Z323/466014-023	Tar
Z324/466014-024	Anchor
Z325/466014-025	Twilight
Z326/466014-026	Admiral
Z327/466014-027	Seaport
Z328/466014-028	Scuba

Mode – Maharam

54" wide	
80% post-consumer recycled polyester	
20% polyester	
PFOA-Free stain resistant finish	
ZMD01/466337-001	Stroll
ZMD02/466337-002	Intaglio
ZMD03/466337-003	Ominous
ZMD04/466337-004	Machine
ZMD05/466337-005	Talus
ZMD06/466337-006	Marsh
ZMD07/466337-007	Hollow
ZMD08/466337-008	Sycamore
ZMD09/466337-009	Clavicle
ZMD10/466337-010	Billygoat
ZMD11/466337-011	Spindle
ZMD12/466337-012	Lemon
ZMD13/466337-013	Oxeye
ZMD14/466337-014	Henge
ZMD15/466337-015	Goldenrod
ZMD16/466337-016	Cottontail
ZMD17/466337-017	Lioness
ZMD18/466337-018	Oriole
ZMD19/466337-019	Rust
ZMD20/466337-020	Carotene
ZMD21/466337-021	Blush
ZMD22/466337-022	Vermillion
ZMD23/466337-023	Alder
ZMD24/466337-024	Kermes
ZMD25/466337-025	Barberry
ZMD26/466337-026	Petal
ZMD27/466337-027	Valley
ZMD28/466337-028	Odyssey
ZMD29/466337-029	Ballpoint
ZMD30/466337-030	Toile
ZMD31/466337-031	Paradise
ZMD32/466337-032	Angelfish
ZMD33/466337-033	Denim
ZMD34/466337-034	Crush
ZMD35/466337-035	Jetty
ZMD36/466337-036	Saltwater
ZMD37/466337-037	Mallard
ZMD38/466337-038	Celtic

Mode continued

ZMD39/466337-039	Eucalyptus
ZMD40/466337-040	Bonsai
ZMD41/466337-041	Sassafras
ZMD42/466337-042	Yucca
ZMD43/466337-043	Lichen

Oblique - Maharam

58" wide	
100% polyester	
with stain resistant finish	
ZBQ01/466222-001	001
ZBQ02/466222-002	002
ZBQ03/466222-003	003
ZBQ04/466222-004	004
ZBQ05/466222-005	005
ZBQ06/466222-006	006
ZBQ07/466222-007	007

Pick - Maharam

58" wide	
100% polyester	
with stain resistant finish	
ZP201/466224-001	001
ZP202/466224-002	002
ZP203/466224-003	003
ZP204/466224-004	004
ZP205/466224-005	005
ZP206/466224-006	006
ZP207/466224-007	007
ZP208/466224-008	008
ZP209/466224-009	009
ZP210/466224-010	010

Price category E continued on next page

Appendix: Maharam Colors – Seating

- Maharam textiles are on assigned lead times A unless otherwise noted.
- Fabric numbers are listed as Herman Miller fabric number/Maharam fabric number.

Maharam® Colors – Seating

continued

Price Category E

continued

Skein - Maharam

54" wide
56% recycled polyester
44% polyester
Z3201/466170-001 Burrow
Z3204/466170-004 Sumac
Z3205/466170-005 Pomegranate
Z3206/466170-006 Cavern
Z3207/466170-007 Bitter
Z3208/466170-008 Cinder
Z3209/466170-009 Dock
Z3210/466170-010 Cadet
Z3211/466170-011 Marsh

Technic - Maharam

56" wide
60% post-industrial recycled polyester
40% post-consumer recycled polyester
PFOA-Free stain resistant finish
Acrylic backing
ZT301/466226-001 Cumin
ZT302/466226-002 Evergreen
ZT303/466226-003 Cobalt
ZT304/466226-004 Bear
ZT305/466226-005 Squirrel

Price Category F

Chock - Maharam

59" wide
36% rayon
35% cotton
29% solution-dyed post-industrial recycled nylon
PFOA-Free stain resistant finish
Acrylic backing
ZCH01/466219-001 Beige
ZCH02/466219-002 Stone
ZCH03/466219-003 Brown
ZCH04/466219-004 Red
ZCH05/466219-005 Copper
ZCH06/466219-006 Lime
ZCH07/466219-007 Smoke
ZCH08/466219-008 Ebony

Coin - Maharam

57" wide
43% polyester
37% post-industrial recycled polyester
20% post-consumer recycled polyester
PFOA-Free stain resistant finish
Acrylic backing
ZC801/466233-001 Nickel
ZC802/466233-002 Diner
ZC803/466233-003 Copper
ZC804/466233-004 Maroon
ZC805/466233-005 Penny
ZC806/466233-006 Exchange
ZC807/466233-007 Lead

Coincide - Maharam

54" wide
100% polyester
ZCJ01/465808-001 Mist
ZCJ02/465808-002 Drizzle
ZCJ03/465808-003 Cicada
ZCJ04/465808-004 Bungalow
ZCJ05/465808-005 Aurora
ZCJ06/465808-006 Currant
ZCJ07/465808-007 Raisin
ZCJ08/465808-008 Tranquil
ZCJ09/465808-009 Caribbean
ZCJ10/465808-010 Woodland
ZCJ11/465808-011 Acre

Crush - Maharam

54" wide
85% solution-dyed nylon
13% polyester
2% polyolefin
VS01/464780-001 001
VS02/464780-002 002
VS05/464780-005 005
VS08/464780-008 008
VS13/464780-013 013
VS16/464780-016 016
VS17/464780-017 017
VS18/464780-018 018
VS19/464780-019 019
VS20/464780-020 020
VS22/464780-022 022
VS23/464780-023 023
VS24/464780-024 024
VS25/464780-025 025
VS26/464780-026 026
VS27/464780-027 027

Disc - Maharam

57" wide
100% polyester
PFOA-Free stain resistant finish
Acrylic backing
ZD101/466221-001 Nude
ZD102/466221-002 Khaki
ZD103/466221-003 Festive
ZD104/466221-004 Vibrant
ZD105/466221-005 Somber
ZD106/466221-006 Warm
ZD107/466221-007 Steel

Divide - Maharam

57" wide
45% polyester
36% post-industrial recycled polyester
19% post-consumer recycled polyester
PFOA-Free stain resistant finish
Acrylic backing
ZD301/466220-001 Ecru
ZD302/466220-002 Café
ZD303/466220-003 Concrete
ZD304/466220-004 Forest
ZD305/466220-005 Tropic
ZD306/466220-006 Lagoon
ZD307/466220-007 Mocha
ZD308/466220-008 Singe
ZD309/466220-009 Cayenne

Exchange - Maharam

58" wide
58% post-industrial recycled polyester
42% post-consumer recycled polyester
ZEE01/466027-001 Cinder
ZEE02/466027-002 Sable
ZEE04/466027-004 Gull
ZEE06/466027-006 Coastline
ZEE07/466027-007 Clay
ZEE08/466027-008 Buck
ZEE10/466027-010 Rhubarb
ZEE11/466027-011 Punch

Price category F continued on next page

- Maharam textiles are on assigned lead times **A** unless otherwise noted.
- Fabric numbers are listed as Herman Miller fabric number/Maharam fabric number.

Maharam® Colors – Seating

continued

Price Category F

continued

Plait - Maharam

58" wide	
68% recycled polyester	
32% polyester	
Z2901/466052-001	Cobblestone
Z2902/466052-002	Sachet
Z2903/466052-003	Mesa
Z2904/466052-004	Tavern
Z2905/466052-005	Sequoia
Z2906/466052-006	Rhubarb
Z2907/466052-007	Sangria
Z2908/466052-008	Reef
Z2909/466052-009	Stormy
Z2910/466052-010	Dapper

Remix - Maharam

54" wide	
90% wool	
10% nylon	
V2601/465956-113	113
V2602/465956-123	123
V2603/465956-133	133
V2604/465956-143	143
V2605/465956-152	152
V2606/465956-163	163
V2607/465956-173	173
V2608/465956-183	183
V2609/465956-223	223
V2610/465956-233	233
V2611/465956-242	242
V2612/465956-252	252
V2613/465956-362	362
V2614/465956-373	373
V2615/465956-383	383
V2616/465956-393	393
V2617/465956-412	412
V2618/465956-422	422
V2619/465956-433	433

Remix continued

V2620/465956-443	443
V2621/465956-452	452
V2622/465956-543	543
V2623/465956-612	612
V2624/465956-632	632
V2625/465956-643	643
V2626/465956-653	653
V2627/465956-662	662
V2628/465956-672	672
V2629/465956-682	682
V2630/465956-692	692
V2631/465956-722	722
V2632/465956-733	733
V2633/465956-743	743
V2634/465956-753	753
V2635/465956-762	762
V2636/465956-773	773
V2637/465956-783	783
V2638/465956-823	823
V2639/465956-842	842
V2640/465956-852	852
V2641/465956-873	873
V2642/465956-912	912
V2643/465956-923	923
V2644/465956-933	933
V2645/465956-942	942
V2646/465956-962	962
V2647/465956-973	973
V2648/465956-982	982
V2649/465956-954	954

Rove - Maharam

54" wide	
100% solution-dyed polyolefin with silver-based antimicrobial	
ZRV01/466096-001	Rice
ZRV02/466096-002	Soba
ZRV03/466096-003	Owl
ZRV04/466096-004	Till
ZRV05/466096-005	Dijon
ZRV06/466096-006	Mum
ZRV07/466096-007	Nasturtium
ZRV08/466096-008	Vixen
ZRV09/466096-009	Roast
ZRV10/466096-010	Llama
ZRV11/466096-011	Rind
ZRV12/466096-012	Grackle
ZRV13/466096-013	Indigo
ZRV14/466096-014	Drip
ZRV15/466096-015	Neptunia
ZRV16/466096-016	Pomelo
ZRV17/466096-017	Fairy

Runner Standard - Maharam

58" wide	
57% post-industrial recycled polyester	
43% post-consumer recycled polyester	
ZRA07/466167-007	Bluff
ZRA08/466167-008	Arid
ZRA09/466167-009	Grove
ZRA10/466167-010	Starboard
ZRA11/466167-011	Plot
ZRA12/466167-012	Carousel

Seam - Maharam

54" wide	
100% polyester	
PFOA-Free stain resistant finish	
Acrylic backing	
ZSM01/466289-001	Reed
ZSM02/466289-002	Console
ZSM03/466289-003	Play
ZSM04/466289-004	Jock
ZSM05/466289-005	Engine
ZSM06/466289-006	Haunted
ZSM07/466289-007	Transmit
ZSM08/466289-008	Spark
ZSM09/466289-009	Storm
ZSM10/466289-010	Tunnel

Sequence - Maharam

54" wide	
100% solution-dyed polyolefin with silver-based antimicrobial	
Z3101/466179-001	Driftwood
Z3102/466179-002	Boardwalk
Z3103/466179-003	Rattan
Z3104/466179-004	Alfresco
Z3105/466179-005	Plunge
Z3106/466179-006	Starboard
Z3107/466179-007	Veranda
Z3108/466179-008	Lodge
Z3109/466179-009	Flare

Shuttle Standard - Maharam

54" wide	
84% post-industrial recycled polyester	
16% post-consumer recycled polyester	
ZSS16/466168-016	Clam
ZSS17/466168-017	Plateau
ZSS18/466168-018	Shoal

Price category F continued on next page

- Maharam textiles are on assigned lead times A unless otherwise noted.
- Fabric numbers are listed as Herman Miller fabric number/Maharam fabric number.

Maharam® Colors – Seating

continued

Price Category F

continued

Price Category G

Strum - Maharam	
54" wide	
100% polyurethane with silver-based antimicrobial	
Z3301/466122-001	Overcast
Z3302/466122-002	Ridge
Z3303/466122-003	Twilight
Z3304/466122-004	Pigeon
Z3305/466122-005	Char
Z3306/466122-006	Cabin
Z3307/466122-007	Bur
Z3308/466122-008	Abalone
Z3309/466122-009	Prawn
Z3310/466122-010	Gourd
Z3311/466122-011	Wheat
Z3312/466122-012	Lemongrass

Waxen - Maharam	
54" wide	
100% polyester	
ZWX01/466078-001	Appear
ZWX03/466078-003	Savanna
ZWX05/466078-005	Frozen
ZWX06/466078-006	Highland
ZWX07/466078-007	Patina
ZWX10/466078-010	Ruby
ZWX11/466078-011	Ember
ZWX12/466078-012	Harvest
ZWX14/466078-014	Fresh
ZWX16/466078-016	Jay
ZWX17/466078-017	Gazer
ZWX19/466078-019	Bayou

Coin Crypton - Maharam	
54" wide	
43% polyester 37% post-industrial recycled polyester 20% post-consumer recycled polyester	
Crypton Green finish and backing	
ZC901/466236-001	Nickel
ZC902/466236-002	Diner
ZC903/466236-003	Copper
ZC904/466236-004	Maroon
ZC905/466236-005	Penny
ZC906/466236-006	Exchange
ZC907/466236-007	Lead

Coincide High Performance- Maharam	
54" wide	
100% polyester	
ZCF02/466132-002	Drizzle
ZCF03/466132-003	Cicada
ZCF04/466132-004	Bungalow
ZCF07/466132-007	Raisin
ZCF10/466132-010	Woodland
ZCF11/466132-011	Acre

Colline - Maharam	
55" wide	
75% wool 17% acrylic 8% nylon	
ZCQ01/466155-108	108
ZCQ02/466155-118	118
ZCQ03/466155-148	148
ZCQ04/466155-188	188
ZCQ05/466155-228	228
ZCQ06/466155-348	348
ZCQ07/466155-448	448
ZCQ08/466155-548	548
ZCQ09/466155-568	568
ZCQ10/466155-668	668
ZCQ11/466155-688	688
ZCQ12/466155-788	788

Compound - Maharam	
54" wide	
100% polyurethane silane-based antimicrobial	
ZC201/466196-001	001
ZC202/466196-002	002
ZC203/466196-003	003
ZC204/466196-004	004
ZC205/466196-005	005
ZC206/466196-006	006
ZC207/466196-007	007
ZC208/466196-008	008
ZC209/466196-009	009
ZC210/466196-010	010
ZC211/466196-011	011
ZC212/466196-012	012
ZC213/466196-013	013
ZC214/466196-014	014
ZC215/466196-015	015
ZC216/466196-016	016
ZC217/466196-017	017
ZC218/466196-018	018
ZC219/466196-019	019

Disc Crypton - Maharam	
57" wide	
100% polyester Crypton finish and backing	
ZD201/466237-001	Nude
ZD202/466237-002	Khaki
ZD203/466237-003	Festive
ZD204/466237-004	Vibrant
ZD205/466237-005	Somber
ZD206/466237-006	Warm
ZD207/466237-007	Steel

Divide Crypton - Maharam	
57" wide	
45% polyester 36% post-industrial recycled polyester 19% post-consumer recycled polyester	
Crypton Green finish and backing	
ZD401/466238-001	Ecru
ZD402/466238-002	Café
ZD403/466238-003	Concrete
ZD404/466238-004	Forest
ZD405/466238-005	Tropic
ZD406/466238-006	Lagoon
ZD407/466238-007	Mocha
ZD408/466238-008	Singe
ZD409/466238-009	Cayenne

Divina MD - Maharam	
59" wide	
100% wool	
Z2301/466150-193	193
Z2302/466150-203	203
Z2303/466150-213	213
Z2304/466150-293	293
Z2305/466150-343	343
Z2306/466150-353	353
Z2307/466150-363	363
Z2308/466150-413	413
Z2309/466150-433	433
Z2310/466150-453	453
Z2311/466150-613	613
Z2312/466150-633	633
Z2313/466150-653	653
Z2314/466150-673	673
Z2315/466150-683	683
Z2316/466150-713	713
Z2317/466150-733	733
Z2318/466150-743	743
Z2319/466150-753	753
Z2320/466150-773	773
Z2321/466150-783	783
Z2322/466150-813	813
Z2323/466150-843	843
Z2324/466150-873	873
Z2325/466150-913	913
Z2326/466150-943	943
Z2327/466150-973	973

- Maharam textiles are on assigned lead times A unless otherwise noted.
- Fabric numbers are listed as Herman Miller fabric number/Maharam fabric number.

Price category G continued on next page

Maharam® Colors – Seating

continued

Price Category G

continued

Divina - Maharam	
59" wide	
100% wool	
TF01/460730-154	154
TF03/460730-171	171
TF04/460730-173	173
TF05/460730-181	181
TF06/460730-191	191
TF08/460730-224	224
TF10/460730-334	334
TF13/460730-384	384
TF14/460730-393	393
TF16/460730-444	444
TF17/460730-462	462
TF18/460730-542	542
TF19/460730-552	552
TF20/460730-562	562
TF22/460730-584	584
TF23/460730-623	623
TF25/460730-652	652
TF26/460730-662	662
TF27/460730-671	671
TF29/460730-684	684
TF30/460730-691	691
TF31/460730-692	692
TF33/460730-712	712
TF37/460730-742	742
TF41/460730-782	782
TF42/460730-791	791
TF43/460730-793	793
TF47/460730-893	893
TF49/460730-922	922
TF51/460730-944	944
TF53/460730-984	984
TF55/460730-106	106
TF56/460730-236	236
TF57/460730-246	246
TF58/460730-346	346
TF59/460730-356	356
TF60/460730-376	376
TF61/460730-426	426
TF62/460730-526	526
TF63/460730-536	536
TF64/460730-626	626

Divina continued	
TF65/460730-636	636
TF66/460730-666	666
TF67/460730-676	676
TF68/460730-686	686
TF69/460730-696	696
TF70/460730-756	756
TF71/460730-826	826
TF72/460730-836	836
TF73/460730-846	846
TF74/460730-856	856
TF75/460730-876	876
TF76/460730-886	886
TF77/460730-936	936
TF78/460730-956	956
TF79/460730-966	966

Divina Melange – Maharam	
59" wide	
100% wool	
TG01/460830-120	120
TG02/460830-170	170
TG03/460830-180	180
TG04/460830-220	220
TG05/460830-260	260
TG06/460830-280	280
TG07/460830-871	871
TG08/460830-821	821
TG09/460830-771	771
TG10/460830-721	721
TG11/460830-731	731
TG12/460830-681	681
TG13/460830-631	631
TG15/460830-671	671
TG16/460830-581	581
TG17/460830-531	531
TG18/460830-521	521
TG19/460830-571	571
TG20/460830-421	421
TG21/460830-471	471
TG22/460830-931	931
TG24/460830-971	971
TG25/460830-925	925
TG26/460830-620	620

Emboss - Maharam	
54" wide	
100% polyurethane	
Polyester backing	
ZEM01/466281-001	Bronze
ZEM02/466281-002	Brass
ZEM03/466281-003	Gold
ZEM04/466281-004	Platinum
ZEM05/466281-005	Silver
ZEM06/466281-006	Aqua
ZEM07/466281-007	Aegean
ZEM08/466281-008	Cobalt
ZEM09/466281-009	Ultraviolet
ZEM10/466281-010	Copper
ZEM11/466281-011	Molten

Fold - Maharam	
54" wide	
100% polyurethane	
Polyester backing	
ZF101/466292-001	Jet
ZF102/466292-002	Chalk
ZF103/466292-003	Smoke
ZF104/466292-004	Putty
ZF105/466292-005	Fatigue
ZF106/466292-006	Splash
ZF107/466292-007	Apple
ZF108/466292-008	Moss
ZF109/466292-009	Graphite
ZF110/466292-010	Midnight

Hero by Kvadrat - Maharam	
55" wide	
96% wool	
4% nylon	
ZH101/466318-101	101
ZH102/466318-141	141
ZH103/466318-151	151
ZH104/466318-181	181
ZH105/466318-191	191
ZH106/466318-201	201
ZH107/466318-211	211
ZH108/466318-231	231
ZH109/466318-311	311
ZH110/466318-381	381
ZH111/466318-411	411
ZH112/466318-441	441
ZH113/466318-451	451
ZH114/466318-481	481
ZH115/466318-511	511
ZH116/466318-541	541
ZH117/466318-551	551
ZH118/466318-601	601
ZH119/466318-681	681
ZH120/466318-701	701
ZH121/466318-711	711
ZH122/466318-751	751
ZH123/466318-791	791
ZH124/466318-901	901
ZH125/466318-931	931
ZH126/466318-941	941
ZH127/466318-981	981
ZH128/466318-991	991

Price category G continued on next page

Appendix: Maharam Colors – Seating

- Maharam textiles are on assigned lead times **A** unless otherwise noted.
- Fabric numbers are listed as Herman Miller fabric number/Maharam fabric number.

Maharam® Colors – Seating

continued

Price Category G

continued

Appendix: Maharam Colors – Seating

Omen - Maharam	
54" wide	
75% polyester	
16% post-industrial recycled polyester	
9% post-consumer recycled polyester	
ZQM01/466172-001 Clam	
ZQM02/466172-002 Pewter	
ZQM03/466172-003 Hazel	
ZQM04/466172-004 Grain	
ZQM05/466172-005 Bundle	
ZQM07/466172-007 Glacier	
ZQM08/466172-008 Surf	
ZQM09/466172-009 Wade	
ZQM10/466172-010 Marble	
ZQM11/466172-011 Silt	
ZQM12/466172-012 Persimmon	
ZQM13/466172-013 Rocket	

Pick Crypton - Maharam	
54" wide	
100% polyester	
Crypton finish and backing	
ZP102/466235-002 Olive	
ZP103/466235-003 Slate	
ZP104/466235-004 Espresso	
ZP105/466235-005 Pepper	
ZP106/466235-006 Masala	
ZP107/466235-007 Fresh	
ZP108/466235-008 Cool	
ZP109/466235-009 Ink	
ZP110/466235-010 Jet	

Pocket - Maharam	
54" wide	
76% recycled polyester	
24% nylon	
ZP301/466243-001	001
ZP302/466243-002	002
ZP303/466243-003	003
ZP304/466243-004	004
ZP305/466243-005	005
ZP306/466243-006	006
ZP307/466243-007	007

Ring - Maharam	
54" wide	
48% polyester	
34% post-industrial recycled polyester	
18% post-consumer recycled polyester	
ZRG02/466182-002 Flax	
ZRG04/466182-004 Black	
ZRG05/466182-005 Scarlet	
ZRG06/466182-006 Rust	
ZRG07/466182-007 Green	
ZRG09/466182-009 Royal	

Runner - Maharam	
54" wide	
57% post-industrial recycled polyester	
43% post-consumer recycled polyester	
ZRF01/466108-001 Bluff	
ZRF02/466108-002 Arid	
ZRF03/466108-003 Grove	
ZRF04/466108-004 Starboard	
ZRF05/466108-005 Plot	
ZRF06/466108-006 Carousel	

Sheen - Maharam	
54" wide	
100% polyurethane with silane-based antimicrobial	
ZSN01/466246-001 Sail	
ZSN02/466246-002 Silver	
ZSN03/466246-003 Pewter	
ZSN04/466246-004 Hearth	
ZSN05/466246-005 Fern	
ZSN06/466246-006 Bog	
ZSN07/466246-007 Cricket	
ZSN08/466246-008 Clove	
ZSN09/466246-009 Mystic	
ZSN10/466246-010 Vat	
ZSN11/466246-011 Huckleberry	
ZSN12/466246-012 Mauve	
ZSN13/466246-013 Brick	
ZSN14/466246-014 Ruby	
ZSN15/466246-015 Dragon	
ZSN16/466246-016 Kumquat	
ZSN17/466246-017 Cinnamon	
ZSN18/466246-018 Alder	
ZSN19/466246-019 Fog	
ZSN20/466246-020 Olive	
ZSN21/466246-021 Bronze	
ZSN22/466246-022 Crystal	

Steelcut - Maharam	
55" wide	
90% wool	
10% nylon	
ZSE01/464470-110	110
ZSE02/464470-120	120
ZSE03/464470-135	135
ZSE04/464470-140	140
ZSE05/464470-155	155
ZSE06/464470-160	160
ZSE07/464470-180	180
ZSE08/464470-190	190
ZSE09/464470-220	220
ZSE10/464470-240	240
ZSE11/464470-255	255
ZSE12/464470-265	265
ZSE13/464470-365	365
ZSE14/464470-370	370
ZSE15/464470-380	380
ZSE16/464470-435	435
ZSE17/464470-445	445
ZSE18/464470-535	535
ZSE19/464470-545	545
ZSE20/464470-550	550
ZSE21/464470-605	605
ZSE22/464470-615	615
ZSE23/464470-625	625
ZSE24/464470-635	635
ZSE25/464470-655	655
ZSE26/464470-660	660
ZSE27/464470-685	685
ZSE28/464470-695	695
ZSE29/464470-760	760
ZSE30/464470-775	775
ZSE31/464470-780	780
ZSE32/464470-820	820
ZSE33/464470-835	835
ZSE34/464470-935	935
ZSE35/464470-950	950
ZSE36/464470-975	975
ZSE37/464470-985	985

Price category G continued on next page

- Maharam textiles are on assigned lead times **A** unless otherwise noted.
- Fabric numbers are listed as Herman Miller fabric number/Maharam fabric number.

Maharam® Colors – Seating

continued

Price Category G

continued

Steelcut Trio - Maharam	
55" wide	
90% wool	
10% nylon	
V2501/465906-105	105
V2502/465906-113	113
V2503/465906-124	124
V2504/465906-133	133
V2505/465906-144	144
V2506/465906-153	153
V2507/465906-195	195
V2508/465906-205	205
V2509/465906-213	213
V2510/465906-225	225
V2511/465906-235	235
V2512/465906-245	245
V2513/465906-253	253
V2514/465906-283	283
V2515/465906-325	325
V2516/465906-333	333
V2517/465906-353	353
V2518/465906-383	383
V2519/465906-395	395
V2520/465906-413	413
V2521/465906-415	415
V2522/465906-425	425
V2523/465906-453	453
V2524/465906-465	465
V2525/465906-515	515
V2526/465906-533	533
V2527/465906-553	553
V2528/465906-565	565
V2529/465906-645	645
V2530/465906-653	653
V2531/465906-665	665
V2532/465906-675	675

Steelcut Trio continued	
V2533/465906-683	683
V2534/465906-713	713
V2535/465906-733	733
V2536/465906-745	745
V2537/465906-753	753
V2538/465906-815	815
V2539/465906-825	825
V2540/465906-845	845
V2541/465906-853	853
V2542/465906-865	865
V2543/465906-883	883
V2544/465906-915	915
V2545/465906-933	933
V2546/465906-945	945
V2547/465906-953	953
V2548/465906-965	965

Stride - Maharam	
58" wide	
40% post-industrial recycled polyester	
39% polyester	
21% post-consumer recycled polyester	
PFOA-Free stain resistant finish	
Acrylic backing	
ZS101/466252-001	Sand
ZS102/466252-002	Cave
ZS103/466252-003	Midnight
ZS104/466252-004	Moss
ZS105/466252-005	Fauna
ZS106/466252-006	Ember

Ticker - Maharam	
54" wide	
47% polyester	
31% post-industrial recycled polyester	
22% post-consumer recycled polyester	
Crypton green finish and backing	
ZT401/466304-001	Calm
ZT402/466304-002	Millet
ZT403/466304-003	Sow
ZT404/466304-004	Beaver
ZT405/466304-005	Patch
ZT406/466304-006	Balloon
ZT407/466304-007	Squad
ZT408/466304-008	Bale
ZT409/466304-009	Fecund
ZT410/466304-010	Aquarium
ZT411/466304-011	Drink
ZT412/466304-012	Depth
ZT413/466304-013	Far

Vestige - Maharam	
54" wide	
71% polyester	
29% rayon	
ZVT01/466259-001	001
ZVT02/466259-002	002
ZVT03/466259-003	003
ZVT04/466259-004	004
ZVT05/466259-005	005
ZVT06/466259-006	006
ZVT07/466259-007	007
ZVT08/466259-008	008
ZVT09/466259-009	009
ZVT10/466259-010	010

Price Category H

Circles – Maharam	
55" wide	
70% cotton	
30% polyester	
ZT01/458310-001	Khaki
ZT02/458310-002	Fatigue
ZT03/458310-003	Document
ZT04/458310-004	Engine
ZT05/458310-005	Charcoal

Crosspatch – Maharam	
54" wide	
75% rayon	
25% polyester	
ZS01/458920-001	Song
ZS02/458920-002	Fresh
ZS04/458920-004	Document
ZS06/458920-006	Circus
ZS08/458920-008	Grounded

Ditto – Maharam	
54" wide	
77% recycled polyester	
23% solution dyed nylon	
Z2D1/465993-001	Nacre
Z2D2/465993-002	Shadow
Z2D3/465993-003	Saddle
Z2D9/465993-009	Fern
Z2DA/465993-010	Fountain
Z2DB/465993-011	Cobalt
Z2DC/465993-012	Iron
Z2DD/465993-013	Driftwood

Dot Pattern – Maharam	
55" wide	
71% cotton	
29% polyester	
ZK01/458300-001	Document
ZK02/458300-002	Taupe
ZK04/458300-004	Red
ZK05/458300-005	Navy

Price category H continued on next page

Appendix: Maharam Colors – Seating

- Maharam textiles are on assigned lead times A unless otherwise noted.
- Fabric numbers are listed as Herman Miller fabric number/Maharam fabric number.

Maharam® Colors – Seating

continued

Price Category H

continued

Appendix: Maharam Colors – Seating

Hallingdal - Maharam	
51" wide	
70% wool	
30% rayon	
Z2401/460760-100	100
Z2402/460760-103	103
Z2403/460760-110	110
Z2404/460760-113	113
Z2405/460760-116	116
Z2406/460760-123	123
Z2407/460760-126	126
Z2408/460760-130	130
Z2409/460760-143	143
Z2410/460760-153	153
Z2411/460760-166	166
Z2412/460760-173	173
Z2413/460760-180	180
Z2414/460760-190	190
Z2415/460760-200	200
Z2416/460760-220	220
Z2417/460760-224	224
Z2418/460760-227	227
Z2419/460760-270	270
Z2420/460760-350	350
Z2421/460760-368	368
Z2422/460760-370	370
Z2423/460760-376	376
Z2424/460760-390	390
Z2425/460760-407	407
Z2426/460760-420	420
Z2427/460760-457	457
Z2428/460760-526	526
Z2429/460760-547	547
Z2430/460760-563	563
Z2431/460760-573	573
Z2432/460760-590	590
Z2433/460760-596	596
Z2434/460760-600	600
Z2435/460760-657	657
Z2436/460760-660	660
Z2437/460760-674	674
Z2438/460760-680	680
Z2439/460760-687	687

Hallingdal continued	
Z2440/460760-694	694
Z2441/460760-702	702
Z2442/460760-723	723
Z2443/460760-733	733
Z2444/460760-750	750
Z2445/460760-753	753
Z2446/460760-754	754
Z2447/460760-763	763
Z2448/460760-764	764
Z2449/460760-773	773
Z2450/460760-810	810
Z2451/460760-840	840
Z2452/460760-850	850
Z2453/460760-890	890
Z2454/460760-907	907
Z2455/460760-944	944
Z2456/460760-960	960
Z2457/460760-968	968
Z2458/460760-980	980

Offset – Maharam	
54" wide	
40% cotton	
36% nylon	
24% wool	
ZQF01/465951-001	Passage
ZQF02/465951-002	Fieldstone
ZQF03/465951-003	Coast
ZQF04/465951-004	Esplanade
ZQF05/465951-005	Oasis
ZQF06/465951-006	Spice
ZQF07/465951-007	Bloom

Small Dot Pattern – Maharam	
55" wide	
71% cotton	
29% polyester	
ZL01/458320-001	Document
ZL02/458320-002	Sand
ZL03/458320-003	Khaki
ZL04/458320-004	Taupe
ZL05/458320-005	Charcoal
ZL06/458320-006	Document Reverse
ZL07/458320-007	Red
ZL08/458320-008	Yellow
ZL09/458320-009	Green

Tonus - Maharam	
51" wide	
90% wool	
10% helanka	
ZTN01/460800-100	100
ZTN03/460800-109	109
ZTN05/460800-118	118
ZTN10/460800-125	125
ZTN13/460800-128	128
ZTN14/460800-129	129
ZTN15/460800-130	130
ZTN16/460800-131	131
ZTN17/460800-132	132
ZTN19/460800-135	135
ZTN21/460800-207	207
ZTN23/460800-210	210
ZTN26/460800-216	216
ZTN27/460800-240	240
ZTN29/460800-440	440
ZTN32/460800-508	508
ZTN34/460800-605	605
ZTN35/460800-608	608
ZTN36/460800-609	609
ZTN37/460800-610	610
ZTN38/460800-613	613
ZTN40/460800-615	615
ZTN41/460800-619	619
ZTN51/460800-631	631

Tonus continued	
ZTN54/460800-634	634
ZTN56/460800-636	636
ZTN59/460800-690	690
ZTN62/460800-840	840
ZTN63/460800-940	940
ZTN65/460800-224	224
ZTN66/460800-244	244
ZTN67/460800-364	364
ZTN68/460800-374	374
ZTN69/460800-394	394
ZTN70/460800-424	424
ZTN71/460800-454	454
ZTN72/460800-464	464
ZTN73/460800-474	474
ZTN74/460800-554	554
ZTN75/460800-654	654
ZTN76/460800-664	664
ZTN77/460800-684	684
ZTN78/460800-754	754
ZTN79/460800-764	764
ZTN80/460800-854	854
ZTN81/460800-914	914
ZTN82/460800-934	934
ZTN83/460800-954	954
ZTN84/460800-964	964
ZTN85/460800-974	974

- Maharam textiles are on assigned lead times **A** unless otherwise noted.
- Fabric numbers are listed as Herman Miller fabric number/Maharam fabric number.

Maharam® Colors – Seating

continued

Price Category I

Latch - Maharam	
55" wide	
61% cotton	
39% solution-dyed post-industrial recycled nylon	
16% rayon	
PFOA-Free stain resistant finish	
Acrylic backing	
ZLC01/466301-001	Rescue
ZLC02/466301-002	Guide
ZLC03/466301-003	Rotary
ZLC04/466301-004	Radar
ZLC05/466301-005	Sphere
ZLC06/466301-006	Solemn

Teatro - Maharam	
55" wide	
100% polyester	
Polyester/Cotton backing	
ZT201/466309-001	Crumb
ZT202/466309-002	Dorper
ZT203/466309-003	Herd
ZT204/466309-004	Deep
ZT205/466309-005	Robe
ZT206/466309-006	Heat
ZT207/466309-007	Caspian
ZT208/466309-008	Misty
ZT209/466309-009	Boulder
ZT210/466309-010	Elixir
ZT211/466309-011	Guard
ZT212/466309-012	Throne

Price Category J

Tokyo - Maharam		
59" wide		
67% wool		
24% polyester		
9% nylon		
ZT101/466247-112	112	
ZT102/466247-132	132	
ZT103/466247-182	182	
ZT104/466247-242	242	
ZT105/466247-252	252	
ZT106/466247-352	352	
ZT107/466247-432	432	
ZT108/466247-632	632	
ZT109/466247-652	652	
ZT110/466247-682	682	
ZT111/466247-692	692	
ZT112/466247-732	732	
ZT113/466247-782	782	
ZT114/466247-952	952	
ZT115/466247-982	982	

Price Category K

Coda by Kvadrat - Maharam		
55" wide		
90% wool		
10% nylon		
ZC701/464480-100	100	
ZC702/464480-103	103	
ZC703/464480-116	116	
ZC704/464480-182	182	
ZC705/464480-222	222	
ZC706/464480-232	232	
ZC707/464480-242	242	
ZC708/464480-362	362	
ZC709/464480-382	382	
ZC710/464480-410	410	
ZC711/464480-422	422	
ZC712/464480-442	442	
ZC713/464480-610	610	
ZC714/464480-632	632	
ZC715/464480-642	642	
ZC716/464480-722	722	
ZC717/464480-762	762	
ZC718/464480-962	962	

Price Category L

Minicheck - Maharam	
55" wide	
78% cotton	
22% polyester	
PFOA-Free stain resistant finish	
ZMK01/466268-001 Black/White	

Plait High Performance - Maharam	
58" wide	
53% post-industrial polyester	
32% polyester	
15% post-consumer recycled polyester	
ZPF02/466138-002	Sachet
ZPF05/466138-005	Sequoia
ZPF08/466138-008	Reef

Maharam® Colors – Seating

continued

Price Category M

Price Category N-Z

Appendix: Maharam Colors – Seating

Fruit - Maharam

54" wide
55% cotton
32% nylon
13% post-consumer recycled
polyester
PFOA-Free stain resistant finish
Acrylic backing
ZF201/466262-001 Opal
ZF202/466262-002 Lime
ZF203/466262-003 Olive
ZF204/466262-004 Sky
ZF205/466262-005 Kernal
ZF206/466262-006 Droplet
ZF207/466262-007 Russet

No fabrics available at this time.

- Maharam textiles are on assigned lead times **A** unless otherwise noted.
- Fabric numbers are listed as Herman Miller fabric number/Maharam fabric number.

For more information about our products and services or to see a list of dealers, please visit us at HermanMiller.com or call (800) 851 1196.

© 2017 Herman Miller, Inc., Zeeland, Michigan

® **HermanMiller**, 3D Intelligent, AO, Action Office, Aeron, ArcSpan, Aside, Avall, Avive, Bubble Lamps, Canvas Office Landscape, Caper, Celle, Co/Struc, Daisyone, Distil, Eames, Eco-Dematerialized, Embody, Envelop, Equa 2, Ergon 3, Ethospace, Exclave, Fine-Tune, FlexFront, Flo, Formcoat, Formwork, Ground Cloth, Herman Miller for the Home, Herman Miller for Healthcare, Intersect, Kinemat, Lapjack, Layout Studio, Lifework, Limerick, Live Unframed, Living Office, Locale, Maharam, Meridian, Mirra, Passage, Pellicle, Perspectives, PostureFit, Public Office Landscape, Resolve, Rodney, Sayl, Setu, Thrive, Tu, Wishbone, and Y-Tower are among the registered trademarks of Herman Miller, Inc., and its owned subsidiaries.

™ 8Z Pellicle, About Face, AireWeave, Albert, Backfit, Bubbletack, Burdick Group, Butterfly Back, Celeste, Cellular Suspension, Clam, Compass, Connect, Cubert, DOT, Duracare, Durawrap, Eames Soft Pad, EnhancedAccess, Everywhere, Flex-Edge, Flute, Harmonic, Herman Miller Select, Hopsak 2, Intent, Iota, Jaw, Keyless Entry, Keyn Chair Group by Herman Miller, Latitude, Locale, Logic Mini, Logic Power Access Solutions, Live OS, Loop, Lyris, Lyris 2, Made-to-Measure Storage, Metaform Portfolio, Motia, Multiscrim, Nelson, Pari, Pixelated Support, Plex, PostureFit SL, Q, Renew, Sense, Soft Pad, Stackable, Stackable Storage, Striad, Swoop, Tone, TriFlex, Twist, Ubi, and Wireframe are among the trademarks of Herman Miller, Inc., and its owned subsidiaries.

SM Herman Miller Options is among the service marks of Herman Miller, Inc.

Alexander Girard® is a registered trademark of The Alexander Girard Estate.

Chemsur® is a registered trademark of Wilsonart International.

Corian® is a registered trademark of E. I. du Pont de Nemours and Company Corporation.

Crypton® is a registered trademark of Crypton, Inc.

DACRON® is a registered trademark of INVISTA S.a r.l.

Edelman® Leather is a registered trademark of Edelman Leather, Inc.

FENIX NTM® is a registered trademark of Arpa Industriale S.p.A.

FLEXNET™ is a trademark of Milliken & Company.

Floor Saver Glide® is a registered trademark of Carpin Manufacturing, Inc.

Geiger® is a registered trademark, and Bumper™, Saiba™, and Ward Bennett™ are trademarks, of Geiger International.

Goetz™ is a trademark of Mark W. Goetz.

Hang-It-All® is a registered trademark of Lucia Eames Demetrios, d.b.a. Eames Office.

Holophane® is a registered trademark of Holophane.

Ingeo™ is a trademark of Cargill Dow LLC.

iPad® is a registered trademark of Apple, Inc.

LifeSize® is a registered trademark of LifeSize Communications, Inc.

Magis®, Bombo®, and Me Too® are registered trademarks of Magis S.p.A.

Microsoft® and Natural® Keyboard are registered trademarks of Microsoft Corporation.

Noguchi® and the Noguchi table configuration (trade dress) are registered trademarks, and Rudder Table™ is a trademark, of The Isamu Noguchi Foundation and Garden Museum.

Place Textiles® is a registered trademark of Place Textiles.

SuperSeat™ is a trademark of Dahti Seating, a division of ITW.