



GSA prices effective April 3, 2017
(based on February 1, 2016, commercial price list)
Published June 2017

Storage Systems

Canvas Office Landscape® Storage

General Services Administration Federal Supply Service Authorized Federal Supply Schedule Price List

Online access to contract ordering information, terms and conditions, up-to-date pricing, and the option to create an electronic delivery order is available through GSA Advantage!, a menu-driven database system. The Internet address for GSA Advantage! is www.gsaadvantage.gov.

Office Furniture
FSC Group 71, Part 1
Contract Number: GS-03F-036DA
Contract Period: December 21, 2015—December 20, 2020

Contract Number: GS-28F-8049H
Contract Period: December 27, 2013—April 23, 2018 (Final Expiry Date)

Herman Miller, Inc.
855 East Main Avenue
Zeeland, Michigan 49464
(616) 654 3000 Phone
(616) 654 8278 Fax
www.HermanMiller.com/government

Business Size: Large

Contract Information

1a. Special Item Numbers (SIN)

SIN 71-1
Packaged Offices

SIN 711-1
Furniture Systems

SIN 711-2
Computer Furniture

SIN 711-3
Filing and Storage Cabinets

SIN 711-11
Tables and Accessories

SIN 711-16
Upholstered Seating

SIN 711-18
Multi-Purpose Seating

SIN 711-91
Project Management

Services under this SIN may be used only in conjunction with the purchase of new furniture. Please contact your local Herman Miller representative to discuss the available labor categories (listed below). The hourly rates listed are "Not To Exceed" or "NTE" values.

Furniture Project Manager: \$64.75 per hour
Furniture Project Coordinator: \$49.00 per hour
Build-Out Project Manager: \$80.00 per hour

SIN 711-93
Reconfiguration and Relocation Services

Reconfiguration and Relocation Services will be provided by Herman Miller, Inc., or its participating dealer based on a fee not to exceed \$55 per hour, which applies to services totaling \$150,000 (per SIN) and below only. Services above \$150,000 shall be negotiated on a case-by-case basis. This SIN may only be used with the purchase of new product under SIN 711-1.

See * Additional Notes for Installation & Reconfiguration and Relocation Services.

SIN 711-94
Design/Layout

Design service will be provided by Herman Miller, Inc., or its participating dealer based on a fee not to exceed \$65 per hour.

SIN 711-95
Installation Services

Installation Services will be provided by Herman Miller, Inc., or its participating dealer based on a fee not to exceed \$55 per hour (\$82.50 per hour for after-hours Installation), which applies to services totaling \$150,000 (per SIN) and below only. Services above \$150,000 shall be negotiated on a case-by-case basis.

See * Additional Notes for Installation & Reconfiguration and Relocation Services.

* Additional Notes for Installation & Reconfiguration and Relocation Services:

FOB Destination (Drop Ship): Price includes product delivery to the site, brought to the tailgate of the truck. The purchaser is responsible for unloading.

Prices effective up to the maximum order by SIN only. Above the MO, pricing shall be negotiated on a case-by-case basis between the client and local dealer.

Standard Services are Subject to the Following Conditions:

Installation will be performed during normal weekday working hours.

Adequate facilities for delivery, unloading, moving and staging/storing the product during the installation process shall be provided.

Service work will not be hindered by other trades.

Electric, heat, and adequate elevator service will be furnished without charge.

The immediate installation area shall be complete and free of debris including the carpet/flooring before installation commences.

Any work requiring a licensed electrician is the responsibility of the buyer.

Additional Charges May Apply For:

Major Metro Markets and any non-ground floor installation.

Major Metro Markets include large population centers and urban environments.

Installation in a clinical/medical environment.

Special restrictions or limits established by local laws, ordinances or the directions of the buyer, including but not limited to restrictions on transportations of materials, street access to the job site and/or dock facilities.

Installations outside of a 50 mile radius of the servicing dealer.

Local Prevailing Wage and/or Union Labor Rates.

Any additional charges shall be quoted by the dealer and approved by the buyer prior to performance of the work.

SIN 711-96
Leasing

Contact Herman Miller participating government dealer for current leasing information.

SIN 711-99
New Product Introductions

Contract Information

continued

1b. Lowest Priced Model

SIN 711-1:	G9999.B	\$6
SIN 711-2:	6-5-D	\$33
SIN 711-3:	9M10018	\$13
SIN 711-11:	DT9A.	\$34
SIN 711-16:	OA401	\$40
SIN 711-18:	WC410NBK3MY7BK	\$229
SIN 711-99:	BVP3.S	\$11

1c. Not applicable

2. Maximum Order

SIN 711-1, SIN 711-2
\$500,000 net product value

SIN 711-3, SIN 711-11
\$300,000 net product value

SIN 711-16, SIN 711-18
\$200,000 net product value

SIN 711-93
\$150,000

SIN 711-94
\$150,000

SIN 711-95
\$150,000

SIN 711-96
\$500,000 net product value

SIN 711-99
\$50,000 net product value

3. Minimum Order

\$100 net

4. Geographic Coverage

Continental U.S.

Orders for Alaska, Hawaii, and Puerto Rico will be shipped F.O.B. inland carrier point of exportation.

5. Point of Production

Zeeland, Ottawa County, Michigan
Spring Lake, Ottawa County, Michigan

6. Pricing

Prices shown are list. Discounts include Industrial Funding Fee.

SIN 711-1

Product: Selected Action Office 1, Action Office 2, C-Style Overhead Storage, Ethospace System, Quadrant Pedestals, Supplemental Products, Tu Pedestals and Pedastools, and approved Herman Miller Options Products.

Standard Lead Time	Single Order Net Purchase	Discount From list
	\$100 - 250,000	73.8%
	\$250,001 - 500,000	76.8%

SIN 711-1

Product: Selected Renew™ Tables, Renew Link and approved Herman Miller Options Products

Standard Lead Time	Single Order Net Purchase	Discount From List
	\$100 - 500,000	72.8%

SIN 711-1

Product: Selected Motia™ Tables, and approved Herman Miller Options Products

Standard Lead Time	Single Order Net Purchase	Discount From List
	\$100 - 500,000	73.8%

SIN 711-1

Product: Tu Wood Pedestals and approved Herman Miller Options Products

Standard Lead Time	Single Order Net Purchase	Discount From List
	\$100 - 300,000	74.3%

SIN 711-1

Product: Selected Canvas Office Landscape and approved Herman Miller Options Products

Standard Lead Time	Single Order Net Purchase	Discount From List
	\$100 - 500,000	74.8%

SIN 711-1

Product: Selected Layout Studio® and approved Herman Miller Options Products

Standard Lead Time	Single Order Net Purchase	Discount From List
	\$100 - 500,000	60.7%

SIN 711-1

Product: Selected Meridian Pedestals, Meridian Pedastools, and approved Herman Miller Options Products

Standard Lead Time	Single Order Net Purchase	Discount From List
	\$100 - 500,000	64.2%

Contract Information

continued

SIN 711-1

Product: Selected Thrive Portfolio and approved Herman Miller Options Products

Standard Lead Time	Single Order Net Purchase	Discount From List
	\$100 - 250,000	62%
	\$250,001 - 500,000	66.4%

SIN 711-2

Product: Passage Desking System and approved Herman Miller Options Products

Standard Lead Time	Single Order Net Purchase	Discount From List
	\$100 - 500,000	56.7%

SIN 711-2

Product: 5000 Series Furniture and approved Herman Miller Options Products

Standard Lead Time	Single Order Net Purchase	Discount From List
	\$100 - 500,000	58.7%

SIN 711-3

Product: Meridian Laterals, Verticals, Towers, and Storage products and approved Herman Miller Options Products

Standard Lead Time	Single Order Net Purchase	Discount From List	Towers & Storage
	\$100 - 300,000	67.3%	62.7%
		66.3%	

SIN 711-3

Product: Tu Lateral Files, Tu Storage, Tu Towers, Tu Wood Cases, Tu Wood Cubbies, Tu Wood Credenzas, Tu Wood Towers, and approved Herman Miller Options Products

Standard Lead Time	Single Order Net Purchase	Discount From List
	\$100 - 300,000	74.3%

SIN 711-11

Product: Selected Tables and Accessories and approved Herman Miller Options Products

Standard Lead Time	Single Order Net Purchase	Discount From List
Avive® Tables	\$100 - 250,000	72.8%
	\$250,001 - 500,000	74.8%
Herman Miller Eames® Tables	\$100 - 250,000	73.6%
	\$250,001 - 300,000	77.6%
Everywhere™ Tables	\$100 - 300,000	72.8%

SIN 711-16

Product: Swoop upholstered seating products and approved Herman Miller Options Products

Standard Lead Time	Single Order Net Purchase	Discount From List
Swoop™	\$100 - 200,000	60.7%

SIN 711-18

Product: Selected Seating and approved Herman Miller Options Products

Standard Lead Time	Single Order Net Purchase	Discount From List
Aeron® (Classic and New)	\$100 - 200,000	64.5%
Aside®	\$100 - 200,000	64.2%
Caper®	\$100 - 200,000	61.5%
Celle®	\$100 - 200,000	59.7%
Embody®	\$100 - 200,000	59.7%
Equa 2®	\$100 - 200,000	65.8%
Ergon 3®	\$100 - 200,000	68.8%
Mirra® 2	\$100 - 200,000	59.7%
Setu®	\$100 - 200,000	59.7%
Sayl®	\$100 - 200,000	62.2%

SIN 711-99

Product: Selected Exclave™, Locale®, Public Office Landscape®, Resolve® System, and approved Herman Miller Options Products

Standard Lead Time	Single Order Net Purchase	Discount From List
Exclave	\$100 - 50,000	61.7%
Locale	\$100 - 50,000	63.7%
Public Office Landscape	\$100 - 50,000	61.7%
Resolve System	\$100 - 50,000	69.8%

7. Quantity Discounts

Reference item #6.

8. Payment Term

Net 30 days

9. Government Commercial Credit Card

- Government commercial credit cards are accepted below the micropurchase threshold.
- Government commercial credit cards are accepted above the micropurchase threshold.

10. Foreign Items

None

11. Time of Delivery

- 90 day ARO
- Expedited delivery: Items listed in the 10-Day section of the catalogs are available for expedited delivery.
- Overnight/2-day delivery: Select items may be available for overnight or 2-day delivery. Contact Herman Miller or a participating dealer for availability and rates.
- Urgent requirements: Agencies may contact contractor or participating dealer to request faster delivery.

Contract Information

continued

12. F.O.B.

F.O.B. destination except Alaska, Hawaii, and Puerto Rico, which will be shipped F.O.B. inland carrier point of exportation.

13. Ordering Address

- a. Herman Miller, Inc.,
Government Customer Care 0161
855 East Main Avenue
Zeeland MI 49464.
- b. For supplies and services, the ordering procedures information on Blanket Purchase Agreements (BPA 's) and a sample BPA can be found at the GSA/FSS Schedule homepage (www.fss.gsa.gov/schedules).

14. Payment Address.

Herman Miller, Inc.
22764 Network Place
Chicago, IL 60673-1227

15. Warranty

Herman Miller, Inc., commercial warranty applies.

16. Export Packing Charge

Prices supplied on request.

17. Terms and Conditions of Government Purchase Card Acceptance

(any thresholds above the micropurchase level)
None.

18. Rental Maintenance and Repair Terms

Not applicable

19. Terms and Conditions of Installation

Installation Services will be provided by Herman Miller, Inc., or its participating dealer based on a fee not to exceed \$55 per hour (\$82.50 per hour for after-hours Installation), which applies to services totaling \$150,000 (per SIN) and below only. Services above \$150,000 shall be negotiated on a case-by-case basis.

Additional Notes for Installation & Reconfiguration and Relocation Services:

FOB Destination (Drop Ship): Price includes product delivery to the site, brought to the tailgate of the truck. The purchaser is responsible for unloading.

Prices effective up to the maximum order by SIN only. Above the MO, pricing shall be negotiated on a case-by-case basis between the client and local dealer.

Standard Services are Subject to the Following Conditions:

Installation will be performed during normal weekday working hours.

Adequate facilities for delivery, unloading, moving and staging/storing the product during the installation process shall be provided.

Service work will not be hindered by other trades.

Electric, heat, and adequate elevator service will be furnished without charge.

The immediate installation area shall be complete and free of debris including the carpet/flooring before installation commences.

Any work requiring a licensed electrician is the responsibility of the buyer.

Additional Charges May Apply For:

Major Metro Markets and any non-ground floor installation.

Major Metro Markets include large population centers and urban environments.

Installation in a clinical/medical environment.

Special restrictions or limits established by local laws, ordinances or the directions of the buyer, including but not limited to restrictions on transportations of materials, street access to the job site and/or dock facilities.

Installations outside of a 50 mile radius of the servicing dealer.

Local Prevailing Wage and/or Union Labor Rates.

Any additional charges shall be quoted by the dealer and approved by the buyer prior to performance of the work.

20. Terms and Conditions of Repair Parts

Not applicable

21. Service and Distribution Points

For service and distribution points nearest you, call (800) 851 1196.

22. Participating Dealers

Access Herman Miller web site for current list of participating dealers: www.HermanMiller.com/government.

23. Preventive Maintenance

Not applicable

24a. Special Attributes.

2016

Herman Miller was recognized by the Michigan Minority Supplier Development Council (MMSDC), as a "Corporation of the Year" and was the only company in West Michigan to receive an "Ambassadors Championing Excellence" Award from the MMSDC this year.

Contract Information

continued

Herman Miller received a “2016 Excellence in Supplier Diversity Award” from the Great Lakes Women’s Business Council.

Herman Miller was named a 2020 Women on Boards Winning Company. Companies selected for this recognition are considered champions of board diversity as 20 percent or more of their board seats are occupied by women.

Herman Miller was selected for inclusion in the 2016 RobecoSAM Sustainability Yearbook for twelfth consecutive year.

2004-2015

Herman Miller was recognized for its commitment to best-in-class economic, environmental, and societal sustainability, earning a spot on the prestigious Dow Jones Sustainability Index (DJSI) for 12 consecutive years. We are one of 317 companies worldwide to be included in the DJSI World Index, and the only contract furniture company recognized globally for its corporate sustainability leadership.

2015

This is the fourth consecutive year that Herman Miller was named one of Michigan’s Best and Brightest Sustainable Companies.

Herman Miller has received the Forest Stewardship Council (FSC) Leadership Award for longstanding commitment to manufacturing with wood sourced from responsibly managed forests. Herman Miller was recognized for being dedicated to reducing environmental impacts by protecting against deforestation and forest degradation.

Herman Miller accepted its second Excellence in Reusable Packaging Award from the Reusable Packaging Association. We were acknowledged for eliminating more than 28,000 tons of corrugated waste from piling up in landfills.

Herman Miller received a Michigan Business Pollution Prevention (MBP₃) Certificate – a recognition given by the Michigan Department of Environmental Quality (MDEQ) to organizations committed to environmental stewardship, conservation, and sustainable operations.

Fast Company named Herman Miller as one of the World’s Top 10 Most Innovative Companies of 2015 in Design.

Renew Sit-to-Stand tables recognized on Record Products 2014 list by Architectural Record.

Herman Miller was again awarded a perfect score in the 2015 Corporate Equality Index.

2014

Herman Miller’s Locale wins International Design Excellence Awards (IDEA) Gold in the Office & Productivity category.

2013

Herman Miller Earns Perfect Score on the Corporate Equality Index. We are one of only 303 major U.S. businesses to receive a perfect score in 2013, an achievement we have now obtained seven years in a row.

Herman Miller is listed in Forbes Magazine inaugural “Platinum List” of America’s 400 best managed, large companies.

For the second consecutive year, Herman Miller is honored as one of West Michigan’s “101 Best and Brightest Sustainable Companies”.

2012

Architectural and design professionals participating in *Contract* magazine’s 2011 Brand Report Awareness Survey have once again named Herman Miller and its subsidiaries as their preferred source for key furnishings in the workplace and healthcare environments.

Herman Miller is named “Corporation of the Year” in the commercial products sector by the Michigan Minority Supplier Development Council.

Herman Miller was inducted into the Made in the USA Hall of Fame. Herman Miller was one of only 20 companies across the nation to receive this distinction. The Hall of Fame showcases exceptional U.S. manufacturers and demonstrates that many high-quality products are made in the United States.

Herman Miller is honored as one of West Michigan’s 101 Best and Brightest Sustainable Companies. The award celebrates organizations that are making their business more sustainable; the lives of their employees better; and the community, both locally and globally, more responsible as a whole.

The Sustainable Asset Management (SAM) group selected Herman Miller for inclusion in “The Sustainability Yearbook 2012” and has awarded Herman Miller both the “SAM Sector Leader” and “SAM Sector Mover” distinctions.

Herman Miller was named one of 16 Section Leaders on Climate Counts 2011-2012 Scorecard Report, making us the industry leader for Home and office Furnishings. The scorecard measures how well the largest companies across 16 industry sectors are preparing for a low-carbon future. Companies are scored based on 22 criteria including a company’s efforts to assess their climate footprint, reduce greenhouse gas emissions, and the ability to communicate their efforts to consumers.

2011

Herman Miller again tops the contract furniture industry in FORTUNE’s ‘Most Admired’ Companies survey. For the 23rd time in 25 years, Herman Miller was the highest ranking furniture manufacturer in a survey among the executives and board members of peer companies and independent industry analysts, as published in FORTUNE Magazine’s Annual ‘Most Admired’ Companies feature. Taking second overall in the expanded, 14 company category of ‘Home Equipment, Furnishings,’ Herman Miller received the number one ranking in five of the nine attributes surveyed.

Contract Information

continued

Trust Across America, a company dedicated to unraveling the complexities of trustworthy business behavior, listed Herman Miller as one of their "Top Ten Most Trustworthy Companies in America 2011."

The Michigan Minority Supplier Development Council (MMSDC) named Herman Miller as its "Corporation of the Year." The company was selected for the honor from among several finalists, including its largest direct competitors. This was the fifth time Herman Miller has received the prestigious award since 2005. When accepting the award, the Inclusiveness & Diversity Program Manager stated, "We are honored to be recognized for our commitment to creating an inclusive supply chain. Herman Miller strives to create a better world through all aspects of our business. Working with diverse suppliers, and the support of the MMSDC, brings us closer to that goal."

Herman Miller receives the Reader's Choice award from TreeHugger's Best of Green: Design and Architecture category for the SAYL chair.

Herman Miller wins prestigious Just Means Social Innovation Award for "Best Sustainability Performance." Herman Miller was nominated for making substantial gains in reducing its CO₂ footprint and significantly outperformed other nominees in the category of Operations.

Herman Miller Healthcare's Compass system was awarded a 2011 Medical Design Excellence Award (MDEA) for its research-based design and ability to be used in a variety of healing spaces, while simultaneously improving the overall delivery of healthcare.

The Sustainable Asset Management (SAM) Group selected Herman Miller for inclusion in the "Sustainability Yearbook 2011" and awarded us both the "SAM Sector Leader" and "SAM Sector Mover" distinctions.

2010

Herman Miller's SAYL chair named "Product Design of the Year" by the International Design Awards (IDA) jury. The award recognizes smart and sustainable multidisciplinary design.

The Flo monitor arm from Herman Miller, was chosen to receive a 2010 "Red Dot" award for product design. The Red Dot Program is considered by many to be the largest and most distinguished international design competition. There were almost 14,000 entries from 68 countries, with more than 4,400 products from 60 countries entered into the product design category.

The NASDAQ OMX CRD Global Sustainability Index (QCRD) has included Herman Miller among their top 100 companies in the world.

Herman Miller achieves LEED-CI Platinum certification from the U.S. Green Building Council for its recently completed Los Angeles Showroom.

2009

Herman Miller named Green Champion by *Business Review West Michigan*.

Herman Miller awarded the 2009 Recycling by Design award by the Institute of Scrap Recycling Industries, Inc.

Aeron receives MBDC Silver Cradle to Cradle certification.

Herman Miller's local fleet is recognized as a U.S. EPA SmartWay Transport Partnership Certified Carrier.

Herman Miller achieves LEED-CI Gold certification for its Main Site B West renovation.

2008

Herman Miller recognized by *Occupational Hazards* magazine as one of America's Safest Companies (ASC). It was one of 18 companies to achieve this distinction.

Herman Miller's Zeeland Main Site awarded status as a STAR participant in the Michigan Voluntary Protection Program (MVPP). The MVPP Star Award is the most prestigious safety and health award given in Michigan. Zeeland Main Site is the fourth Herman Miller facility to receive MVPP status, along with the Greenhouse (in 2005), Midwest Distribution Center (in 2007), and 171st Avenue facility (in 2006).

Teneo, Tu, and Meridian filing and storage product lines receive McDonough Braungart Design Chemistry (MBDC) Silver Cradle to Cradle certification.

2004-2009

Herman Miller achieves sixth consecutive placement on the Dow Jones Sustainability World Index, an international stock portfolio that evaluates the annual performance of the world's largest 2500 companies using economic, environmental, and social criteria, known as the "triple bottom line" of sustainability.

2007

Herman Miller earns the 2007 Waste Wise Gold Achievement Award for Smart Packaging. The U.S. Environmental Protection Agency (EPA) recognizes Herman Miller for its ongoing commitment to reduce transport packaging.

Herman Miller's IT North building in its Main Site facility earns LEED-CI Silver certification from the U.S. Green Building Council (USGBC).

My Studio Environments receive McDonough Braungart Design Chemistry (MBDC) Silver Cradle to Cradle certification.

Herman Miller, Inc., chosen for Sustainable Business 20 List. The company is featured for the fifth time as one of the "World's Top Sustainability Stocks," which includes companies with strong environmental initiatives and solid financial performance.

Herman Miller earns LEED-CI Gold Certification from the U.S. Green Building Council (USGBC) for its National Design Center in Atlanta, Georgia.

Contract Information

continued

2006

Business Ethics ranks Herman Miller, Inc. among the “100 Best Corporate Citizens” in America.

Herman Miller earns LEED-CI Gold Certification from the U.S. Green Building Council (USGBC) for its National Design Center in New York City, New York. This is the first LEED-CI Gold rating to be awarded in New York City.

Herman Miller honored by the U.S. Environmental Protection Agency (EPA) with its WasteWise Award for its commitment to build or renovate its facilities--leased or owned--to meet at least a LEED (Leadership in Energy and Environmental Design) Silver certification.

2005

The U.S. Environmental Protection Agency's Pacific Southwest office honors Herman Miller with its seventh annual Environmental Awards, recognizing the company's efforts to protect and preserve the environment during 2004.

The U.S. Environmental Protection Agency presents Herman Miller with its WasteWise 2005 Product Stewardship Gold Achievement Award in the Design category; Honorable Mention also received in the Large Business category for its recycling efforts.

Herman Miller earns LEED Gold Certification from the U.S. Green Building Council (USGBC) for the Design Yard Front Door in Holland, Michigan.

Michigan “Clean Corporate Citizen” Award given to Herman Miller's Greenhouse manufacturing facility for its environmental management system and record for active pollution prevention.

2004

American Institute of Architects (AIA) Committee on the Environment selects Herman Miller's Building C-1 renovation as one of the AIA/COTE Top 10 Green Projects in America.

The U.S. Green Building Council (USGBC) names Herman Miller among the recipients of its Green Building Leaders Recognition Award for 2004, in the Green Building Business category.

For the third year in a row, Herman Miller is included on SustainableBusiness.com's list of the top 20 sustainable stocks among public companies worldwide.

2003

The University of Colorado, Leeds School of Business, names Herman Miller among three finalists for the first annual “Summit Awards for Social Impact,” citing the company's environmental leadership.

Environmental Building News magazine's GreenSpec Product Directory names Herman Miller's Mirra chair among its Top 10 picks for best new “green” products.

2002

Program Champion recognition from the U.S. Environmental Protection Agency's WasteWise Program, for overall waste reduction achievements.

2000-2003

Business Ethics ranks Herman Miller, Inc. in the top 10 among the “100 Best Corporate Citizens” in America, and first among all ranked companies for “Service to the Environment.”

1999-2001

Environmental Protection Agency's (EPA) Large Industry Partners of the Year Award for overall waste reduction achievements.

2000

Waste Reduction Award Program (WRAP) from the State of California Environmental Protection Agency Integrated Waste Management Board for improving the environment by reducing waste.

24b. Section 508 Compliance

Not applicable

25. Data Universal Numbering System (DUNS): 00-601-2801

26. Registered in System for Award Management (www.SAM.gov) Database

27. Cancellation

Prior to production, no cancellation charge will apply. After production, only actual cost incurred that the contractor can demonstrate if items are sold after 3 months.

28. Restocking Charges

Agencies must notify the contractor for authorization prior to returning any items. The customer agency will be required to pay all packaging and return freight charges. A restocking fee of 50% for Systems Furniture and 35% for all other product lines will be charged for any returned items.

Herman Miller Miscellaneous Information:

Federal ID Number: 38-0837640

Commercial and Government Entity Code (CAGE): 40636

Data Universal Numbering System (DUNS) 00-601-2801

Commercial Entity Code (CEC): 00702290J

Introduction	page 2
Metal Storage	3
Metal Case Lateral Files	5
Metal Case Lateral File Accessories	9
Metal Case Pedestals	13
Metal Case Pedestal Accessories	21
Metal Case Towers	27
Metal Case Credenzas	38
Metal Case Credenza Accessories	105
Metal Case Storage Organizers	109
Wood Storage	113
Wood Case Lateral Files	115
Wood Case Pedestals	119
Wood Case Cabinets and Bookcases	129
Wood Case Credenzas	142
Wood Case Storage Organizers	205
Freestanding and Surface Attached Storage	209
Freestanding Storage	211
Attaching Storage	212
Accessories	219
Indices	225
By Name	225
By Number	227
Appendices	
20-Day or Less/Assigned Lead-Time Order Information	
Keyed-Alike Information	
Vary Easy Program	
Customer's Own Material/Customer's Own Leather Order Information-	
Cushion Tops	
Proprietary Textiles Application Chart-Seating	
Proprietary Textile Colors-Seating	
Maharam® Application Chart-Seating	
Maharam Colors-Seating	
For the latest materials information, refer to the Materials pages on	
HermanMiller.com.	

Introduction

A Note on the Organization of This Book

There are a few signals that will help you understand the organization of this book. Once you know them, you should be able to find your way around easily.

Like a newspaper, this book is formatted with columns of text and illustrations that run vertically.

Information wraps from one column to the next and continues for as many pages as it needs to.

Black bars are clues.

A black bar at the top of a page signals the start of information about a product.

This information is divided into two sections, each signaled by a black bar. Product Information includes a description, additional notes, and dimensional drawings. Specification Information, which always begins at the top of a column, includes a series of steps. Each step represents a decision you need to make in order to complete your product number. Steps must be followed sequentially. The number of pages needed to complete information on a product varies; some will be complete in one page; others may fill three or four pages. Just continue going through the steps until you run into the next product, signaled by the black bar at the top of the page.

Black tabs running along the outside edge of the page help you locate what section you are in or what section you want to go to. You can thumb forwards or backwards to find a section; tabs and text appear on both sides of the page.

The additional pages in the back of the book include the appendices and indices. They are signaled by a long black bar running along the outside edge of the page.

The index is presented two ways.

The first index is in alphabetical order by product name. It can be helpful if you are new to the products and numbering scheme or if you are looking for a type of product, such as work chair or round table.

The second index is by product number. It lists, in alphanumeric order, the base product number, typically a five-digit number.

This book is effective April 3, 2017, subject to change without notice. Products may be purchased from authorized Herman Miller dealers who will quote prices upon request. For more information about our products and services or to see a list of dealers, visit www.HermanMiller.com.


All prices are list prices in US Dollars. Additional services, such as planning services, design, storage, and installation, are not included and must be added to these prices when the additional services are requested.


Illustrations, specifications, and prices are based on the latest information at the time of publication. The right is reserved to make changes at any time without notice in prices, fabrics, finishes, materials, specifications, and models, and also to discontinue models and finishes.

Dimensions shown in the drawings are engineering drawing dimensions rounded up to the nearest $\frac{1}{8}$ ". Product is shipped set up or knocked down. Products that include "Shipped knocked down" in the description require some assembly. If this statement does not appear in the description, the product is shipped assembled.

Service problems are normally handled by a Herman Miller authorized dealer. Where this cannot be accomplished on a local level, service problems should be referred to the Customer Care Representative for your region, Herman Miller, Inc., Zeeland, Michigan 49464.

20-Day or Less/Assigned Lead-Time Shipments

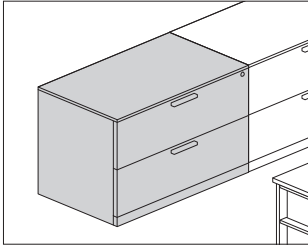
All products and options in this price book not designated by an Assigned Program icon  will ship in **20 business days or less** after being acknowledged by Herman Miller.

Products and options designated by an  are on the assigned lead-time program and may ship in 20 days, less than 20 days, or more than 20 days from order acknowledgement.

Metal Case Lateral Files	
Metal Case Lateral File Accessories	
Metal Case Pedestals	
Metal Case Pedestal Accessories	
Metal Case Towers	
Metal Case Credenzas	
Metal Case Credenza Accessories	
Metal Case Organizers	

Metal Freestanding Lateral File

FM20A.
FM20K.



Product Information

Description

This lateral file has a 3/8" or 1 1/4"-high laminate or veneer top and a painted steel case with a painted, laminate, or veneer front. It has a 2 1/4"-high base with 1" leveling glides and a positive interlock system that permits only 1 drawer to open at a time. Drawers have full-extension ball-bearing slides and accommodate front-to-back filing of letter-, legal, and A4-size hanging files.

Actual file widths are 29 7/8", 35 7/8", or 41 7/8"; actual depth is 19 7/8".

Notes

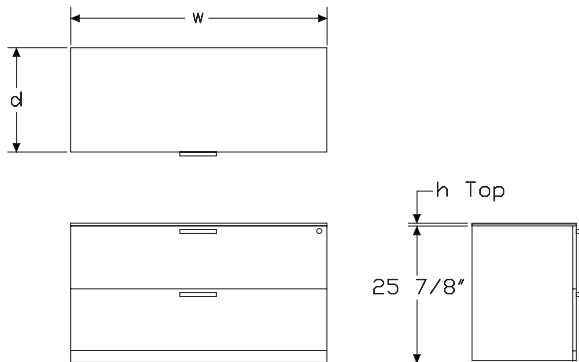
For additional product options, see Vary Easy Program® in Appendices. Arc pull option (A.) conforms to guidelines of Americans with Disabilities Act (ADA).

Grain direction is vertical on veneer and wood-grain laminate fronts.

For information on counterweight option (CB), see Canvas Planning Guide.

For keyed-alike locks, see Keyed-Alike Information in Appendices.

Dimensions



Specification Information

Step 1.

FM20 A

Step 2. Pull Type

A. arc pull A

K. bar pull A

Step 3. Width

30 30" wide A

36 36" wide A

42 42" wide A

Step 4. Depth

20 20" deep A

Step 5. Configuration

FF file/file A

Step 6. Base Height

2 2 1/4"-high base A

Step 7. Front Material

P painted metal front A

L laminate front A

W veneer front A

Step 8. Top

For file/file (FF) with painted metal front (P) or laminate front (L)

NT no top A

03 3/8" laminate top A

04 3/8" veneer top A

06 1 1/4" laminate top A

07 1 1/4" veneer top A

For file/file (FF) with veneer front (W)

NT no top A

04 3/8" veneer top A

07 1 1/4" veneer top A

Step 9. Lock

L lock A

Prices for Steps 1-9.

	FF2PNTL	FF2P03L	FF2P04L	FF2P06L	FF2P07L	FF2LNTL
FM20A. 30 20	\$1645	1756	1981	1756	1981	1758

Metal Freestanding Lateral File

continued

Canvas Office Landscape® Metal Case Lateral Files

36 20	\$1835	1947	2171	1947	2171	1949
42 20	\$2025	2137	2362	2137	2362	2140

	FF2L03L	FF2L04L	FF2L06L	FF2L07L	FF2WNTL	FF2W04L
FM20A.30 20	\$1871	2096	1871	2096	2390	2727
36 20	\$2062	2285	2062	2285	2571	2906
42 20	\$2253	2476	2253	2476	2996	3097

	FF2PNTL	FF2P03L	FF2P04L	FF2P06L	FF2P07L	FF2LNTL
FM20K.30 20	\$1645	1756	1981	1756	1981	1758
36 20	\$1835	1947	2171	1947	2171	1949
42 20	\$2025	2137	2362	2137	2362	2140

	FF2L03L	FF2L04L	FF2L06L	FF2L07L	FF2WNTL	FF2W04L
FM20K.30 20	\$1871	2096	1871	2096	2390	2727
36 20	\$2062	2285	2062	2285	2571	2906
42 20	\$2253	2476	2253	2476	2996	3097

	FF2W07L
FM20K.30 20	\$2727
36 20	\$2906
42 20	\$3097

Step 10. Paint/Steel Type

SS	smooth paint on smooth steel <input type="checkbox"/>	+\$0
XS	textured paint on smooth steel <input type="checkbox"/>	+\$0

Step 11. Surface Finish

Metallic Paint

For smooth paint on smooth steel (SS)

CN	metallic champagne <input type="checkbox"/>	+\$65
EH	metallic bronze <input type="checkbox"/>	+\$65
MS	metallic silver <input type="checkbox"/>	+\$65

Sand Texture Paint

For textured paint on smooth steel (XS)

8Q	folkstone grey <input type="checkbox"/>	+\$0
98	studio white <input type="checkbox"/>	+\$0
WL	sandstone <input type="checkbox"/>	+\$0

Bright Sand Texture Paint

For textured paint on smooth steel (XS)

91	white <input type="checkbox"/>	+\$0
CL	cool grey neutral <input type="checkbox"/>	+\$0
G1	graphite <input type="checkbox"/>	+\$0
WN	warm grey neutral <input type="checkbox"/>	+\$0

Step 12. Front Finish

Solid-Color Laminate

For laminate front (L)

8Q	folkstone grey <input type="checkbox"/>	+\$0
91	white <input type="checkbox"/>	+\$0
98	studio white	+\$0
CL	cool grey neutral <input type="checkbox"/>	+\$0
LU	soft white <input type="checkbox"/>	+\$0
WL	sandstone <input type="checkbox"/>	+\$0
WN	warm grey neutral <input type="checkbox"/>	+\$0

Linen Laminate

For laminate front (L)

LBM	crisp linen	+\$0
LBN	classic linen	+\$0
LBP	casual linen	+\$0

Mesh Laminate

For laminate front (L)

LBK	pewter mesh	+\$0
LBL	steel mesh	+\$0

Twill Laminate

For laminate front (L)

LBF	neutral twill	+\$0
LBG	sarum twill	+\$0
LBH	earthen twill	+\$0
LBJ	graphite twill	+\$0
LBJ	white twill	+\$0

Metal Freestanding Lateral File

continued

Wood-Grain Laminate		
<i>For laminate front (L)</i>		
HM	natural maple <input type="checkbox"/>	+\$0
HP	light anigre <input type="checkbox"/>	+\$0
LBA	clear on ash	+\$0
LBB	oak on ash	+\$0
LBC	walnut on ash	+\$0
LBD	dark brown walnut	+\$0
LBE	medium red walnut	+\$0
76	light brown walnut <input type="checkbox"/>	+\$0
HX	aged cherry <input type="checkbox"/>	+\$0
HY	walnut on cherry <input type="checkbox"/>	+\$0

Wood Veneer		
<i>For veneer front (W)</i>		
2U	light brown walnut <input type="checkbox"/>	+\$0
40	dark brown walnut <input type="checkbox"/>	+\$0
ED	aged cherry <input type="checkbox"/>	+\$0
EK	medium red walnut <input type="checkbox"/>	+\$0
ET	clear on ash <input type="checkbox"/>	+\$0
EU	oak on ash <input type="checkbox"/>	+\$0
EV	walnut on ash <input type="checkbox"/>	+\$0
UL	natural maple <input type="checkbox"/>	+\$0
UX	walnut on cherry <input type="checkbox"/>	+\$0

Step 13. Top Finish

Solid-Color Laminate		
<i>For 3/8" laminate top (03) or 1 1/4" laminate top (06)</i>		
8Q	folkstone grey <input type="checkbox"/>	+\$0
91	white <input type="checkbox"/>	+\$0
98	studio white	+\$0
CL	cool grey neutral <input type="checkbox"/>	+\$0
LU	soft white <input type="checkbox"/>	+\$0
WL	sandstone <input type="checkbox"/>	+\$0
WN	warm grey neutral <input type="checkbox"/>	+\$0

Linen Laminate		
<i>For 3/8" laminate top (03) or 1 1/4" laminate top (06)</i>		
LBM	crisp linen	+\$0
LBN	classic linen	+\$0
LBP	casual linen	+\$0

Mesh Laminate		
<i>For 3/8" laminate top (03) or 1 1/4" laminate top (06)</i>		
LBK	pewter mesh	+\$0
LBL	steel mesh	+\$0

Twill Laminate		
<i>For 3/8" laminate top (03) or 1 1/4" laminate top (06)</i>		
LBF	neutral twill	+\$0
LBG	sarum twill	+\$0
LBH	earthen twill	+\$0
LBJ	graphite twill	+\$0
LBQ	white twill	+\$0

Wood-Grain Laminate		
<i>For 3/8" laminate top (03) or 1 1/4" laminate top (06)</i>		
HM	natural maple <input type="checkbox"/>	+\$0
HP	light anigre <input type="checkbox"/>	+\$0
LBA	clear on ash	+\$0
LBB	oak on ash	+\$0
LBC	walnut on ash	+\$0
LBD	dark brown walnut	+\$0
LBE	medium red walnut	+\$0
76	light brown walnut <input type="checkbox"/>	+\$0
HX	aged cherry <input type="checkbox"/>	+\$0
HY	walnut on cherry <input type="checkbox"/>	+\$0

Wood Veneer		
<i>For 3/8" veneer top (04) or 1 1/4" veneer top (07)</i>		
2U	light brown walnut <input type="checkbox"/>	+\$0
40	dark brown walnut <input type="checkbox"/>	+\$0
ED	aged cherry <input type="checkbox"/>	+\$0
EK	medium red walnut <input type="checkbox"/>	+\$0
ET	clear on ash <input type="checkbox"/>	+\$0
EU	oak on ash <input type="checkbox"/>	+\$0
EV	walnut on ash <input type="checkbox"/>	+\$0
UL	natural maple <input type="checkbox"/>	+\$0
UX	walnut on cherry <input type="checkbox"/>	+\$0

Step 14. Pull Finish

<i>For arc pull (A.)</i>		
NH	brushed nickel <input type="checkbox"/>	+\$0
NK	black nickel <input type="checkbox"/>	+\$0

Metal Freestanding Lateral File

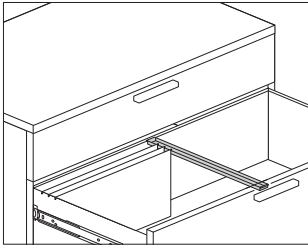
continued

Canvas Office Landscape® Metal Case Lateral Files

For bar pull (K.)		
8Q	folkstone grey	+\$0
91	white	+\$0
G1	graphite <input type="checkbox"/>	+\$0
WL	sandstone <input type="checkbox"/>	+\$0
CN	metallic champagne <input type="checkbox"/>	+\$0
MS	metallic silver <input type="checkbox"/>	+\$0
79	green apple <input type="checkbox"/>	+\$15
MY3	yellow oxide <input type="checkbox"/>	+\$15
RO	red <input type="checkbox"/>	+\$15
TRQ	turquoise <input type="checkbox"/>	+\$15
Step 15. Counterweight		
NO	no counterweight <input type="checkbox"/>	+\$0
CB	counterweight <input type="checkbox"/>	+\$115
Step 16. Lock Option		
KA	keyed alike, black <input type="checkbox"/>	+\$0
KC	keyed differently, chrome <input type="checkbox"/>	+\$0
KD	keyed differently, black <input type="checkbox"/>	+\$0

Front-to-Back Filing Rail

FM920.

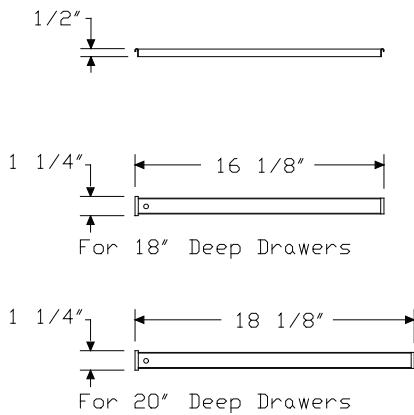


Product Information

Description

This filing rail holds letter-size files for front-to-back filing. The 18"-deep rail is used in a metal low credenza. The 20"-deep rail is used in a metal lateral file. Finish is black amber.

Dimensions



Specification Information

Step 1.

FM920.

Step 2. Width

- 00** for 30"- or 42"-wide drawers
- 36** for 36"-wide drawers

Step 3. Depth

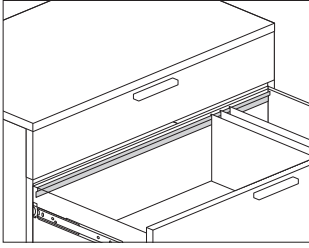
- 18** for 18"-deep low credenza file drawer
- 20** for 20"-deep 2-high lateral file drawer

Prices for Steps 1-3.

	18	20
FM920. 00	\$31	31
36	\$31	31

Side-to-Side Filing Rail

FM921.

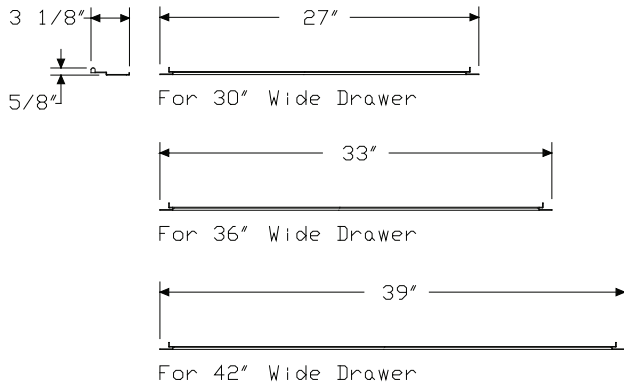


Canvas Office Landscape® Metal Case Lateral File Accessories

Product Information

Description
 This filing rail holds letter- or legal-sized hanging folder for side-to-side filing in a metal low credenza or lateral file. Finish is black umber.

Dimensions



Specification Information

Step 1.

FM921.

Step 2. Quantity

- 1** 1 filing rail
- 2** 2 filing rails

Step 3. Width

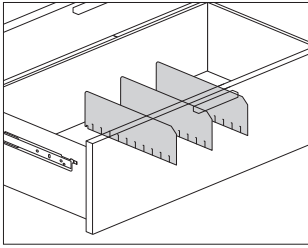
- 30** for 30"-wide drawers
- 36** for 36"-wide drawers
- 42** for 42"-wide drawers

Prices for Steps 1-3.

	30	36	42
FM921. 1	\$22	22	22
2	\$44	44	44

Movable Divider

FM922.
FM929.

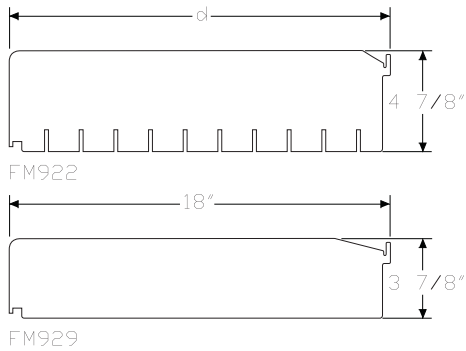


Product Information

Description

This adjustable metal divider fits into slots of a metal low credenza or lateral file drawer. The 18"-deep divider is used in a metal low credenza. The 20"-deep divider is used in a metal lateral file. Finish is black umber.

Dimensions



Specification Information

Step 1.

FM92

Step 2. Type

- 2. file drawer divider
- 9. credenza box drawer divider

Step 3. Quantity

- 1 1 divider
- 3 3 dividers

Step 4. Depth

For file drawer divider (2.)

- 18 for 18"-deep low credenza
- 20 for 20"-deep 2-high lateral file

For credenza box drawer divider (9.)

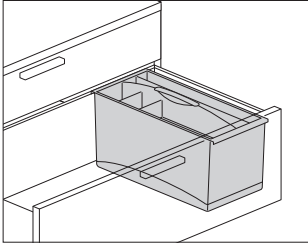
- 18 for 18"-deep low credenza

Prices for Steps 1-4.

	18	20
FM922. 1	\$30	30
3	\$74	74
FM929. 1	\$30	—
3	\$74	—

File Drawer Organizer

FM923.

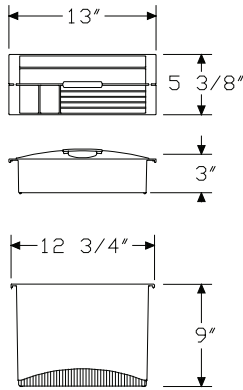


Product Information

Description

This 2-piece plastic organizer fits into any file drawer configured for letter-size filing. It has a removable top tray with sections for storing small items, and a bottom bin that can hold larger items or be divided into 3 sections; 2 vertical dividers included. Finish is black umber.

Dimensions



Specification Information

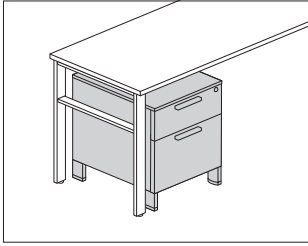
Step 1.

FM923.

\$80

Metal Freestanding Pedestal

FM10A.
FM10K.



Product Information

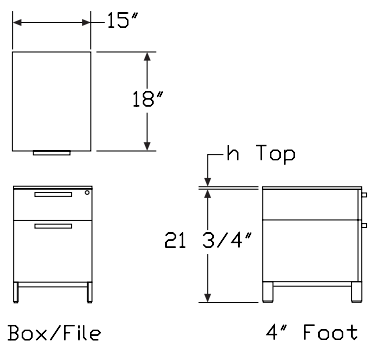
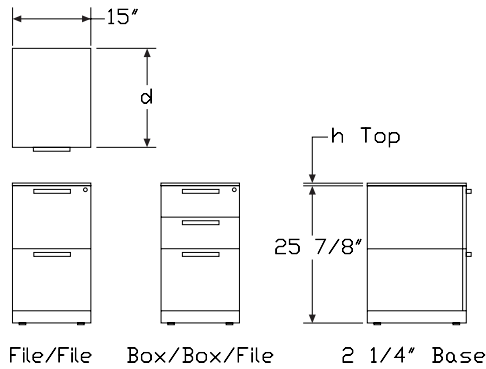
Description

This pedestal has a $\frac{3}{8}$ "- or $1\frac{1}{4}$ "-high laminate or veneer top and a painted steel case with a painted, laminate, or veneer front. It is available with 4 "-high architectural feet or a $2\frac{1}{4}$ "-high base with leveling glides. Architectural feet and glides have 1 " adjustment range. The drawers have full-extension ball-bearing slides. File drawers accommodate front-to-back filing of letter-size hanging files. Actual pedestal depths are $17\frac{7}{8}$ ", $21\frac{7}{8}$ ", or $27\frac{7}{8}$ ".

Notes

For additional product options, see Vary Easy Program® in Appendices.
Arc pull option (A.) conforms to guidelines of Americans with Disabilities Act (ADA).
Grain direction is vertical on veneer and wood-grain laminate fronts.
For additional stability, specify counterweight option (CB).
For keyed-alike locks, see Keyed-Alike Information in Appendices.

Dimensions



Specification Information

Step 1.

FM10

Step 2. Pull Type

- A.** arc pull
- K.** bar pull

Step 3. Depth

- 18** 18" deep
- 22** 22" deep A
- 28** 28" deep A

Step 4. Configuration

For 18" deep (18)

- BBF** box/box/file
- BF** box/file
- FF** file/file

For 22" deep (22) or 28" deep (28)

- BBF** box/box/file
- FF** file/file

Step 5. Base/Foot Height

For box/box/file (BBF) or file/file (FF)

- 2** $2\frac{1}{4}$ "-high base

For box/file (BF)

- 2** $2\frac{1}{4}$ "-high base
- 4** 4"-high foot

Step 6. Front Material

- P** painted metal front
- L** laminate front
- W** veneer front A

Step 7. Top

For box/file (BF) with painted metal front (P) or laminate front (L)

- 03** $\frac{3}{8}$ " laminate top
- 04** $\frac{3}{8}$ " veneer top A

For box/file (BF) with veneer front (W)

- 04** $\frac{3}{8}$ " veneer top A

Metal Freestanding Pedestal

continued

Canvas Office Landscape® Metal Case Pedestals

For box/box/file (BBF) or file/file (FF) with painted metal front (P) or laminate front (L)

03	3/8" laminate top
04	3/8" veneer top A
06	1 1/4" laminate top
07	1 1/4" veneer top A

For box/box/file (BBF) or file/file (FF) with veneer front (W)

04	3/8" veneer top A
07	1 1/4" veneer top A

Step 8. Lock

L	lock
----------	------

Prices for Steps 1-8.

	2P03L	2P06L	2P04L	2P07L	2L03L	2L06L
FM10A. 18 BBF	\$1085	1085	1197	1197	1149	1149
BF	\$1011	—	1124	—	1073	—
FF	\$1055	1055	1168	1168	1119	1119
22 BBF	\$1275	1275	1403	1403	1349	1349
FF	\$1241	1241	1370	1370	1316	1316
28 BBF	\$1305	1305	1433	1433	1376	1376
FF	\$1270	1270	1413	1413	1343	1343

	2L04L	2L07L	2W04L	2W07L	4P03L	4P04L
FM10A. 18 BBF	\$1261	1261	1642	1642	—	—
BF	\$1184	—	1557	—	1259	1388
FF	\$1232	1232	1509	1509	—	—
22 BBF	\$1478	1478	1865	1865	—	—
FF	\$1445	1445	1734	1734	—	—
28 BBF	\$1506	1506	2077	2077	—	—
FF	\$1472	1472	1958	1958	—	—

	4L03L	4L04L	4W04L
FM10A. 18 BF	\$1331	1459	1887

	2P03L	2P06L	2P04L	2P07L	2L03L	2L06L
FM10K. 18 BBF	\$1085	1085	1197	1197	1149	1149
BF	\$1011	—	1124	—	1073	—
FF	\$1055	1055	1168	1168	1119	1119
22 BBF	\$1275	1275	1403	1403	1349	1349
FF	\$1241	1241	1370	1370	1316	1316
28 BBF	\$1305	1305	1433	1433	1376	1376
FF	\$1270	1270	1413	1413	1343	1343

	2L04L	2L07L	2W04L	2W07L	4P03L	4P04L
FM10K. 18 BBF	\$1261	1261	1642	1642	—	—
BF	\$1184	—	1557	—	1259	1388
FF	\$1232	1232	1509	1509	—	—
22 BBF	\$1478	1478	1865	1865	—	—
FF	\$1445	1445	1734	1734	—	—
28 BBF	\$1506	1506	2077	2077	—	—
FF	\$1472	1472	1958	1958	—	—

	4L03L	4L04L	4W04L
FM10K. 18 BF	\$1331	1459	1642

Step 9. Paint/Steel Type

SS	smooth paint on smooth steel	+\$0
XS	textured paint on smooth steel	+\$0

Step 10. Surface Finish

Metallic Paint

For smooth paint on smooth steel (SS)

CN	metallic champagne	+\$40
EH	metallic bronze	+\$40
MS	metallic silver	+\$40

Sand Texture Paint

For textured paint on smooth steel (XS)

98	studio white A	+\$0
8Q	folkstone grey A	+\$0
WL	sandstone A	+\$0

Bright Sand Texture Paint

For textured paint on smooth steel (XS)

91	white	+\$0
CL	cool grey neutral A	+\$0
G1	graphite A	+\$0
WN	warm grey neutral	+\$0

Metal Freestanding Pedestal

continued

Step 11. Front Finish

Solid-Color Laminate

For laminate front (L)

8Q	folkstone grey <input type="checkbox"/>	+\$0
91	white	+\$0
98	studio white	+\$0
CL	cool grey neutral <input type="checkbox"/>	+\$0
LU	soft white <input type="checkbox"/>	+\$0
WL	sandstone <input type="checkbox"/>	+\$0
WN	warm grey neutral	+\$0

Linen Laminate

For laminate front (L)

LBM	crisp linen	+\$0
LBN	classic linen	+\$0
LBP	casual linen	+\$0

Mesh Laminate

For laminate front (L)

LBK	pewter mesh	+\$0
LBL	steel mesh	+\$0

Twill Laminate

For laminate front (L)

LBF	neutral twill	+\$0
LBG	sarum twill	+\$0
LBH	earthen twill	+\$0
LBJ	graphite twill	+\$0
LBQ	white twill	+\$0

Wood-Grain Laminate

For laminate front (L)

HM	natural maple	+\$0
HP	light anigre <input type="checkbox"/>	+\$0
LBA	clear on ash	+\$0
LBB	oak on ash	+\$0
LBC	walnut on ash	+\$0
LBD	dark brown walnut	+\$0
LBE	medium red walnut	+\$0
76	light brown walnut <input type="checkbox"/>	+\$0
HX	aged cherry	+\$0
HY	walnut on cherry <input type="checkbox"/>	+\$0

Wood Veneer

For veneer front (W)

2U	light brown walnut <input type="checkbox"/>	+\$0
40	dark brown walnut <input type="checkbox"/>	+\$0
ED	aged cherry <input type="checkbox"/>	+\$0
EK	medium red walnut <input type="checkbox"/>	+\$0
ET	clear on ash <input type="checkbox"/>	+\$0
EU	oak on ash <input type="checkbox"/>	+\$0
EV	walnut on ash <input type="checkbox"/>	+\$0
UL	natural maple <input type="checkbox"/>	+\$0
UX	walnut on cherry <input type="checkbox"/>	+\$0

Step 12. Top Finish

Solid-Color Laminate

For 3/8" laminate top (03) or 1 1/4" laminate top (06)

8Q	folkstone grey <input type="checkbox"/>	+\$0
91	white	+\$0
98	studio white	+\$0
CL	cool grey neutral <input type="checkbox"/>	+\$0
LU	soft white <input type="checkbox"/>	+\$0
WL	sandstone <input type="checkbox"/>	+\$0
WN	warm grey neutral	+\$0

Linen Laminate

For 3/8" laminate top (03) or 1 1/4" laminate top (06)

LBM	crisp linen	+\$0
LBN	classic linen	+\$0
LBP	casual linen	+\$0

Mesh Laminate

For 3/8" laminate top (03) or 1 1/4" laminate top (06)

LBK	pewter mesh	+\$0
LBL	steel mesh	+\$0

Twill Laminate

For 3/8" laminate top (03) or 1 1/4" laminate top (06)

LBF	neutral twill	+\$0
LBG	sarum twill	+\$0
LBH	earthen twill	+\$0
LBJ	graphite twill	+\$0
LBQ	white twill	+\$0

Metal Freestanding Pedestal

continued

Canvas Office Landscape® Metal Case Pedestals

Wood-Grain Laminate		
<i>For 3/8" laminate top (o3) or 1 1/4" laminate top (o6)</i>		
HM	natural maple	+\$0
HP	light anigre <input type="checkbox"/> A	+\$0
LBA	clear on ash	+\$0
LBB	oak on ash	+\$0
LBC	walnut on ash	+\$0
LBD	dark brown walnut	+\$0
LBE	medium red walnut	+\$0
76	light brown walnut <input type="checkbox"/> A	+\$0
HX	aged cherry	+\$0
HY	walnut on cherry <input type="checkbox"/> A	+\$0

Wood Veneer		
<i>For 3/8" veneer top (o4) or 1 1/4" veneer top (o7)</i>		
2U	light brown walnut <input type="checkbox"/> A	+\$0
40	dark brown walnut <input type="checkbox"/> A	+\$0
ED	aged cherry <input type="checkbox"/> A	+\$0
EK	medium red walnut <input type="checkbox"/> A	+\$0
ET	clear on ash <input type="checkbox"/> A	+\$0
EU	oak on ash <input type="checkbox"/> A	+\$0
EV	walnut on ash <input type="checkbox"/> A	+\$0
UL	natural maple <input type="checkbox"/> A	+\$0
UX	walnut on cherry <input type="checkbox"/> A	+\$0

Step 13. Base Finish		
<i>For 4"-high foot (4)</i>		
8Q	folkstone grey <input type="checkbox"/> A	+\$0
98	studio white <input type="checkbox"/> A	+\$0
WL	sandstone <input type="checkbox"/> A	+\$0

Bright Sand Texture Paint		
91	white	+\$0
CL	cool grey neutral <input type="checkbox"/> A	+\$0
G1	graphite <input type="checkbox"/> A	+\$0
WN	warm grey neutral	+\$0

Metallic Paint		
CN	metallic champagne	+\$10
EH	metallic bronze	+\$10
MS	metallic silver	+\$10

Step 14. Pull Finish		
<i>For arc pull (A.)</i>		
NH	brushed nickel	+\$0
NK	black nickel <input type="checkbox"/> A	+\$0

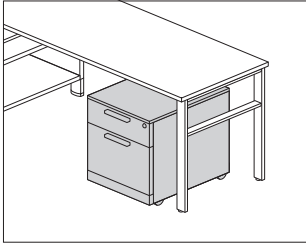
<i>For bar pull (K.)</i>		
8Q	folkstone grey	+\$0
91	white	+\$0
G1	graphite <input type="checkbox"/> A	+\$0
WL	sandstone <input type="checkbox"/> A	+\$0
CN	metallic champagne <input type="checkbox"/> A	+\$0
MS	metallic silver	+\$0
79	green apple <input type="checkbox"/> A	+\$15
MY3	yellow oxide <input type="checkbox"/> A	+\$15
RO	red <input type="checkbox"/> A	+\$15
TRQ	turquoise <input type="checkbox"/> A	+\$15

Step 15. Counterweight		
NO	no counterweight	+\$0
CB	counterweight	+\$88

Step 16. Lock Option		
KA	keyed alike	+\$0
KC	keyed differently, chrome	+\$0
KD	keyed differently, black	+\$0

Metal Mobile Pedestal

FM11A.
FM11K.



Product Information

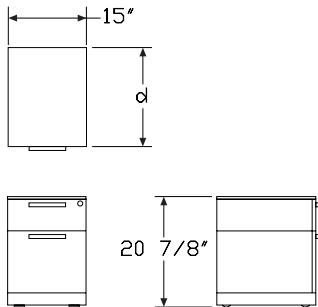
Description

This pedestal has a $\frac{3}{8}$ "-high laminate or veneer top and a painted steel case with a painted, laminate, or veneer front. It has concealed casters and full-extension ball-bearing slides on the drawers. File drawers accommodate front-to-back filing of letter-size hanging files. Actual pedestal depth is $17\frac{7}{8}$ ".

Notes

For additional product options, see Vary Easy Program® in Appendices.
Arc pull option (A.) conforms to guidelines of Americans with Disabilities Act (ADA).
Grain direction is vertical on veneer and wood-grain laminate fronts.
For keyed-alike locks, see Keyed-Alike Information in Appendices.

Dimensions



Specification Information

Step 1.

FM11

Step 2. Pull Type

- A.** arc pull
- K.** bar pull

Step 3. Depth

18 18" deep

Step 4. Configuration

BF box/file

Step 5. Front Material

- P** painted metal front
- L** laminate front
- W** veneer front A

Step 6. Top

For box/file (BF) with painted metal front (P) or laminate front (L)

- 03** $\frac{3}{8}$ " laminate top
- 04** $\frac{3}{8}$ " veneer top A

For box/file (BF) with veneer front (W)

- 04** $\frac{3}{8}$ " veneer top A

Step 7. Lock

- L** lock

Prices for Steps 1-7.

	P03L	P04L	L03L	L04L	W04L
FM11A. 18 BF	\$1070	1182	1132	1243	1617
FM11K. 18 BF	\$1070	1182	1132	1243	1617

Step 8. Paint/Steel Type

- SS** smooth paint on smooth steel +\$0
- XS** textured paint on smooth steel +\$0

Metal Mobile Pedestal *continued*

Step 9. Surface Finish

Metallic Paint		
<i>For smooth paint on smooth steel (SS)</i>		
CN	metallic champagne	+\$40
EH	metallic bronze	+\$40
MS	metallic silver	+\$40

Sand Texture Paint		
<i>For textured paint on smooth steel (XS)</i>		
8Q	folkstone grey A	+\$0
98	studio white A	+\$0
WL	sandstone A	+\$0

Bright Sand Texture Paint		
<i>For textured paint on smooth steel (XS)</i>		
91	white	+\$0
CL	cool grey neutral A	+\$0
G1	graphite A	+\$0
WN	warm grey neutral	+\$0

Step 10. Front Finish

Solid-Color Laminate		
<i>For laminate front (L)</i>		
8Q	folkstone grey A	+\$0
91	white	+\$0
98	studio white	+\$0
CL	cool grey neutral A	+\$0
LU	soft white A	+\$0
WL	sandstone A	+\$0
WN	warm grey neutral	+\$0

Linen Laminate		
<i>For laminate front (L)</i>		
LBM	crisp linen	+\$0
LBN	classic linen	+\$0
LBP	casual linen	+\$0

Mesh Laminate		
<i>For laminate front (L)</i>		
LBK	pewter mesh	+\$0
LBL	steel mesh	+\$0

Twill Laminate		
<i>For laminate front (L)</i>		
LBF	neutral twill	+\$0
LBG	sarum twill	+\$0
LBH	earthen twill	+\$0
LBJ	graphite twill	+\$0
LBQ	white twill	+\$0

Wood-Grain Laminate		
<i>For laminate front (L)</i>		
HM	natural maple	+\$0
HP	light anigre A	+\$0
LBA	clear on ash	+\$0
LBB	oak on ash	+\$0
LBC	walnut on ash	+\$0
LBD	dark brown walnut	+\$0
LBE	medium red walnut	+\$0
76	light brown walnut A	+\$0
HX	aged cherry	+\$0
HY	walnut on cherry A	+\$0

Wood Veneer		
<i>For veneer front (W)</i>		
2U	light brown walnut A	+\$0
40	dark brown walnut A	+\$0
ED	aged cherry A	+\$0
EK	medium red walnut A	+\$0
ET	clear on ash A	+\$0
EU	oak on ash A	+\$0
EV	walnut on ash A	+\$0
UL	natural maple A	+\$0
UX	walnut on cherry A	+\$0

Step 11. Top Finish

Solid-Color Laminate		
<i>For 3/8" laminate top (O3)</i>		
8Q	folkstone grey A	+\$0
91	white	+\$0
98	studio white	+\$0
CL	cool grey neutral A	+\$0
LU	soft white A	+\$0
WL	sandstone A	+\$0
WN	warm grey neutral	+\$0

Metal Mobile Pedestal *continued*

Linen Laminate

For 3/8" laminate top (03)

LBM	crisp linen	+\$0
LBN	classic linen	+\$0
LBP	casual linen	+\$0

Mesh Laminate

For 3/8" laminate top (03)

LBK	pewter mesh	+\$0
LBL	steel mesh	+\$0

Twill Laminate

For 3/8" laminate top (03)

LBF	neutral twill	+\$0
LBG	sarum twill	+\$0
LBH	earthen twill	+\$0
LBJ	graphite twill	+\$0
LBQ	white twill	+\$0

Wood-Grain Laminate

For 3/8" laminate top (03)

HM	natural maple	+\$0
HP	light anigre A	+\$0
LBA	clear on ash	+\$0
LBB	oak on ash	+\$0
LBC	walnut on ash	+\$0
LBD	dark brown walnut	+\$0
LBE	medium red walnut	+\$0
76	light brown walnut A	+\$0
HX	aged cherry	+\$0
HY	walnut on cherry A	+\$0

Wood Veneer

For 3/8" veneer top (04)

2U	light brown walnut A	+\$0
40	dark brown walnut A	+\$0
ED	aged cherry A	+\$0
EK	medium red walnut A	+\$0
ET	clear on ash A	+\$0
EU	oak on ash A	+\$0
EV	walnut on ash A	+\$0
UL	natural maple A	+\$0
UX	walnut on cherry A	+\$0

Step 12. Pull Finish

For arc pull (A.)

NH	brushed nickel	+\$0
NK	black nickel A	+\$0

For bar pull (K.)

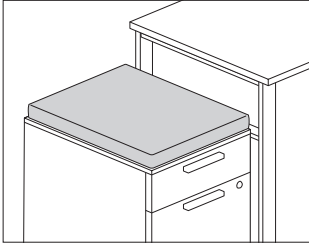
8Q	folkstone grey	+\$0
91	white	+\$0
G1	graphite A	+\$0
WL	sandstone A	+\$0
CN	metallic champagne A	+\$0
MS	metallic silver	+\$0
79	green apple A	+\$15
MY3	yellow oxide A	+\$15
RO	red A	+\$15
TRQ	turquoise A	+\$15

Step 13. Lock Option

KA	keyed alike	+\$0
KC	keyed differently, chrome	+\$0
KD	keyed differently, black	+\$0

Pedestal Cushion Top

FM893.



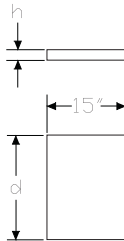
Canvas Office Landscape® Metal Case Pedestals

Product Information

Description
This cushion attaches to the top of a freestanding or mobile pedestal to provide temporary guest seating. Attachment hardware included.

Notes
Pedestal cushion accepts Customer's Own Material (COM). Yardage is estimated for nondirectional, 54"-wide fabrics. Order 1/2 yard of fabric per cushion. For odd number of cushions, round up to next full yard. For information on multiple quantities or directional fabrics, contact COM Department. See Order Information in Appendices.

Dimensions



Specification Information

Step 1.

FM893. A

Step 2. Height

01 1" high A

02 2" high A

Step 3. Depth

18 18" deep A

Prices for Steps 1-3.

	18
FM893. 01	\$148
02	\$167

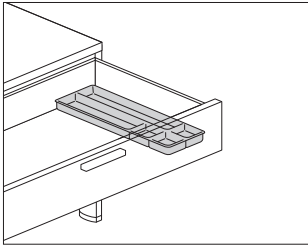
Step 4. Fabric

See application chart and textiles list for fabric usage and numbers. First 2 digits of number indicate fabric line; remaining digit(s) indicate fabric color.

Price Category 1	+\$0
Price Category 2	+\$68
Price Category 3	+\$82
Price Category 4	+\$101
Price Category 7 A	+\$137
Price Category 9	+\$950
Price Category B	+\$30
Price Category D	+\$52
Price Category E	+\$62
Price Category G	+\$105
Price Category H	+\$127

Pencil Tray for Box Drawer

FM924.

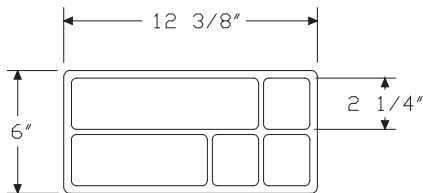



Product Information

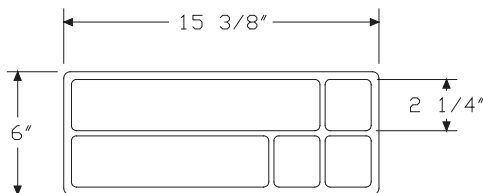
Description

This plastic tray provides storage for pencils and other small items in a pedestal or credenza box drawer. Finish is black umber.

Dimensions



For 15" Wide Drawers



For 30", 36", or 42" Wide Drawers

Specification Information

Step 1.

FM924.

Step 2. Width

P for 15"-wide pedestal drawer

C for 30", 36", or 42"-wide low credenza drawer

Prices for Steps 1-2.

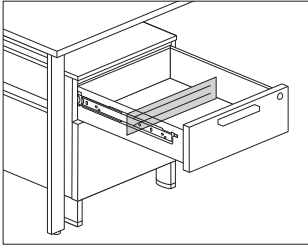
FM924. P	\$24
C	\$29

Step 3. Finish

BU black umber	+\$0
-----------------------	------

Drawer Divider for Box Drawer

FM925.




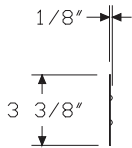
Product Information

Description
This adjustable divider fits into a metal pedestal box drawer to provide separation of items. Finish is black umber.


Specification Information

Step 1.
FM925. \$17

Dimensions



For 15" Wide Drawer

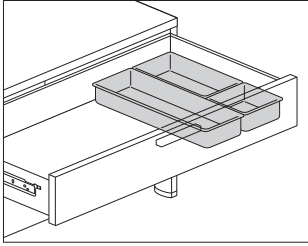


For 18" Wide Drawer

Canvas Office Landscape® Metal Case Pedestal Accessories

Drawer Organizer Kit

FM926.



Product Information

Description

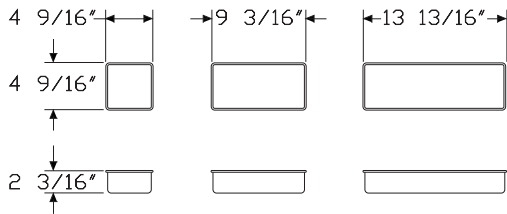
This kit has 3 plastic bins that fit into the upper drawer of a metal low credenza to provide organization and small item storage.

Notes

Kit contains 1 each of the following:

- 4⁹/₁₆" x 4⁹/₁₆" container
- 4⁹/₁₆" x 9³/₁₆" container
- 4⁹/₁₆" x 13¹³/₁₆" container

Dimensions



Specification Information

Step 1.

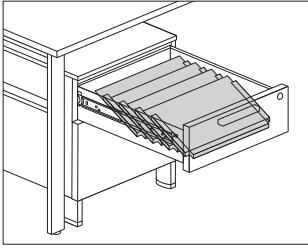
FM926. \$79

Step 2. Finish

91 white +\$0

Stationary Tray for Box Drawer

FM927.



Product Information

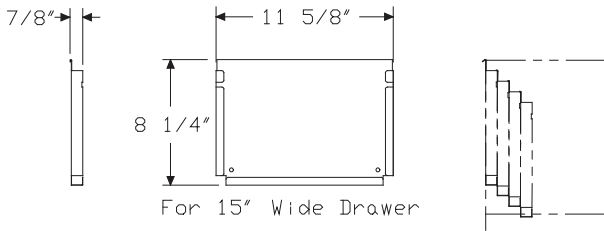
Description
This sectioned tray stores envelopes, stationary, and forms in a metal pedestal box drawer. Finish is black umber.

Dimensions

Specification Information

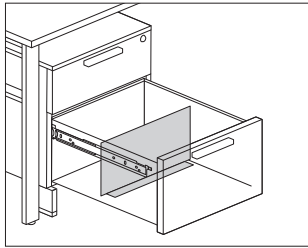
Step 1.
FM927. \$126

Canvas Office Landscape® Metal Case Pedestal Accessories



File Compressor

FM928.



Product Information

Description

This compressor fits into a metal pedestal file drawer. Finish is black umber.

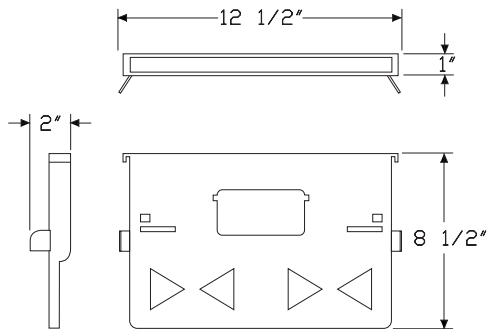
Specification Information

Step 1.

FM928.

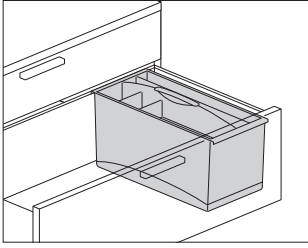
\$36

Dimensions



File Drawer Organizer

FM923.

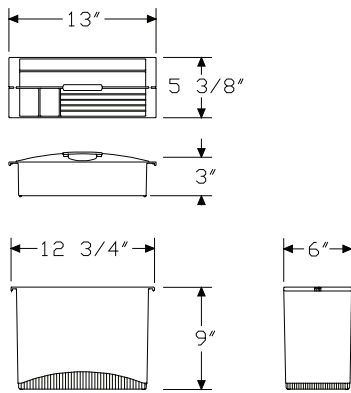


Product Information

Description

This 2-piece plastic organizer fits into any file drawer configured for letter-size filing. It has a removable top tray with sections for storing small items, and a bottom bin that can hold larger items or be divided into 3 sections; 2 vertical dividers included. Finish is black umber.

Dimensions



Specification Information

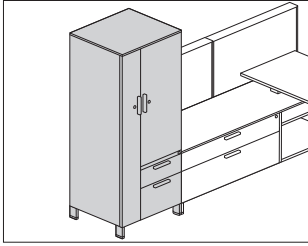
Step 1.

FM923.

\$80

Metal Vertical Tower, Thin Top

FM90A.
FM90K.



Product Information

Description

This freestanding tower has a 3/8"-high laminate or veneer top and a painted steel case with a painted, laminate, or veneer front. It has a wardrobe on 1 side and a storage case over pedestal drawers on the other side. The tower is available with 4"-high architectural feet or a 2 1/4"-high base with leveling glides. Architectural feet and glides have 1" adjustment range.

The wardrobe includes a coat rod.

The storage case has 1 or 2 adjustable shelves that adjust in 1 1/4" increments.

The pedestal has 1 lock that secures all drawers. It includes a positive interlock system that permits only 1 drawer to open at a time. Drawers have full-extension ball-bearing slides. File drawers accommodate front-to-back filing of letter-size hanging files.

Notes

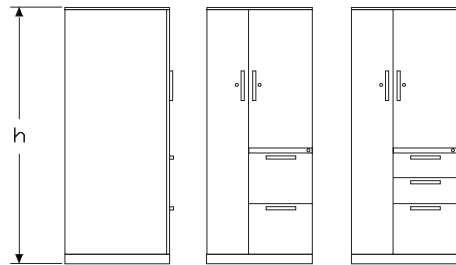
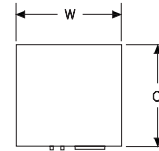
For additional product options, see Vary Easy Program® in Appendices. Arc pull option (A.) conforms to guidelines of Americans with Disabilities Act (ADA).

Grain direction is vertical on veneer and wood-grain laminate fronts.

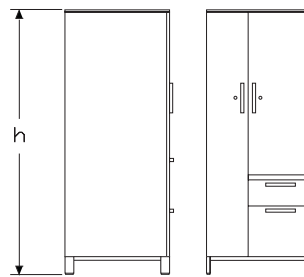
Dimensional illustrations do not include all possible configurations.

For keyed-alike locks, see Keyed-Alike Information in Appendices.

Dimensions



2 1/4" Base File/File Box/Box/File



4" Foot Box/File

Metal Vertical Tower, Thin Top

continued

Canvas Office Landscape® Metal Case Towers

Specification Information	
Step 1.	
FM90	<input type="checkbox"/> A
Step 2. Pull Type	
A.	arc pull <input type="checkbox"/> A
K.	bar pull <input type="checkbox"/> A
Step 3. Height	
4	42" high <input type="checkbox"/> A
5	46" high <input type="checkbox"/> A
6	57" high <input type="checkbox"/> A
7	68" high <input type="checkbox"/> A
Step 4. Width	
24	24" wide <input type="checkbox"/> A
Step 5. Depth	
24	24" deep <input type="checkbox"/> A
Step 6. Base/Foot Height	
2	2 1/4"-high base <input type="checkbox"/> A
4	4"-high foot <input type="checkbox"/> A
Step 7. Configuration	
<i>For 2 1/4"-high base (2)</i>	
BR	file/file, wardrobe right <input type="checkbox"/> A
BL	file/file, wardrobe left <input type="checkbox"/> A
CR	box/box/file, wardrobe right <input type="checkbox"/> A
CL	box/box/file, wardrobe left <input type="checkbox"/> A
<i>For 4"-high foot (4)</i>	
HR	box/file, wardrobe right <input type="checkbox"/> A
HL	box/file, wardrobe left <input type="checkbox"/> A
Step 8. Front Material	
P	painted metal front <input type="checkbox"/> A
L	laminate front <input type="checkbox"/> A
W	vener front <input type="checkbox"/> A
Step 9. Top	
3	3/8" laminate top <input type="checkbox"/> A
4	3/8" veneer top <input type="checkbox"/> A
Step 10. Lock	
L	lock <input type="checkbox"/> A

Prices for Steps 1-10.		242BRP3L	242BRP4L	242BRL3L	242BRL4L	242BRW3L	242BRW4L
FM90A. 4	24	\$2673	2897	2813	3037	3284	3507
5	24	\$2779	3002	2926	3149	3396	3619
6	24	\$2886	3109	3037	3260	3507	3731
7	24	\$2992	3216	3149	3373	3619	3844
		242BLP3L	242BLP4L	242BLL3L	242BLL4L	242BLW3L	242BLW4L
FM90A. 4	24	\$2673	2897	2813	3037	3284	3507
5	24	\$2779	3002	2926	3149	3396	3619
6	24	\$2886	3109	3037	3260	3507	3731
7	24	\$2992	3216	3149	3373	3619	3844
		242CRP3L	242CRP4L	242CRL3L	242CRL4L	242CRW3L	242CRW4L
FM90A. 4	24	\$2728	2952	2868	3092	3339	3562
5	24	\$2834	3057	2981	3204	3450	3674
6	24	\$2728	2952	2981	3204	3562	3786
7	24	\$3047	3271	3204	3428	3674	3898
		242CLP3L	242CLP4L	242CLL3L	242CLL4L	242CLW3L	242CLW4L
FM90A. 4	24	\$2728	2952	2868	3092	3339	3562
5	24	\$2834	3057	2981	3204	3450	3674
6	24	\$2728	2952	2981	3204	3562	3786
7	24	\$3047	3271	3204	3428	3674	3898
		244HRP3L	244HRP4L	244HRL3L	244HRL4L	244HRW3L	244HRW4L
FM90A. 4	24	\$2673	2897	2813	3037	3284	3507
5	24	\$2779	3002	2926	3149	3396	3619
6	24	\$2886	3109	3037	3260	3507	3731
7	24	\$2992	3216	3149	3373	3619	3844
		244HLP3L	244HLP4L	244HLL3L	244HLL4L	244HLW3L	244HLW4L
FM90A. 4	24	\$2673	2897	2813	3037	3284	3507
5	24	\$2779	3002	2926	3149	3396	3619
6	24	\$2886	3109	3037	3260	3507	3731
7	24	\$2992	3216	3149	3373	3619	3844
		242BRP3L	242BRP4L	242BRL3L	242BRL4L	242BRW3L	242BRW4L
FM90K. 4	24	\$2673	2897	2813	3037	3284	3507
5	24	\$2779	3002	2926	3149	3396	3619
6	24	\$2886	3109	3037	3260	3507	3731
7	24	\$2992	3216	3149	3373	3619	3844
		242BLP3L	242BLP4L	242BLL3L	242BLL4L	242BLW3L	242BLW4L
FM90K. 4	24	\$2673	2897	2813	3037	3284	3507
5	24	\$2779	3002	2926	3149	3396	3619
6	24	\$2886	3109	3037	3260	3507	3731
7	24	\$2992	3216	3149	3373	3619	3844

Metal Vertical Tower, Thin Top

continued

7 24	\$2992	3216	3149	3373	3619	3844
	242CRP3L	242CRP4L	242CRL3L	242CRL4L	242CRW3L	242CRW4L
FM90K.4 24	\$2728	2952	2868	3092	3339	3562
5 24	\$2834	3057	2981	3204	3450	3674
6 24	\$2728	2952	2981	3204	3562	3786
7 24	\$3047	3271	3204	3428	3674	3898
	242CLP3L	242CLP4L	242CLL3L	242CLL4L	242CLW3L	242CLW4L
FM90K.4 24	\$2728	2952	2868	3092	3339	3562
5 24	\$2834	3057	2981	3204	3450	3674
6 24	\$2728	2952	2981	3204	3562	3786
7 24	\$3047	3271	3204	3428	3674	3898
	244HRP3L	244HRP4L	244HRL3L	244HRL4L	244HRW3L	244HRW4L
FM90K.4 24	\$2673	2897	2813	3037	3284	3507
5 24	\$2779	3002	2926	3149	3396	3619
6 24	\$2886	3109	3037	3260	3507	3731
7 24	\$2992	3216	3149	3373	3619	3844
	244HLP3L	244HLP4L	244HLL3L	244HLL4L	244HLW3L	244HLW4L
FM90K.4 24	\$2673	2897	2813	3037	3284	3507
5 24	\$2779	3002	2926	3149	3396	3619
6 24	\$2886	3109	3037	3260	3507	3731
7 24	\$2992	3216	3149	3373	3619	3844

Step 11. Paint/Steel Type

SS	smooth paint on smooth steel A	+\$0
XS	textured paint on smooth steel A	+\$0

Step 12. Surface Finish

Metallic Paint

For smooth paint on smooth steel (SS)

CN	metallic champagne A	+\$100
EH	metallic bronze A	+\$100
MS	metallic silver A	+\$100

For textured paint on smooth steel (XS)

8Q	folkstone grey A	+\$0
98	studio white A	+\$0
WL	sandstone A	+\$0

For textured paint on smooth steel (XS)

91	white A	+\$0
CL	cool grey neutral A	+\$0
G1	graphite A	+\$0
WN	warm grey neutral A	+\$0

Step 13. Front Finish

Solid-Color Laminate

For laminate front (L)

8Q	folkstone grey A	+\$0
91	white A	+\$0
98	studio white	+\$0
CL	cool grey neutral A	+\$0
LU	soft white A	+\$0
WL	sandstone A	+\$0
WN	warm grey neutral A	+\$0

Linen Laminate

For laminate front (L)

LBM	crisp linen	+\$0
LBN	classic linen	+\$0
LBP	casual linen	+\$0

Mesh Laminate

For laminate front (L)

LBK	pewter mesh	+\$0
LBL	steel mesh	+\$0

Twill Laminate

For laminate front (L)

LBF	neutral twill	+\$0
LBG	sarum twill	+\$0
LBH	earthen twill	+\$0
LBJ	graphite twill	+\$0
LBQ	white twill	+\$0

Metal Vertical Tower, Thin Top

continued

Wood-Grain Laminate		
<i>For laminate front (L)</i>		
HM	natural maple <input type="checkbox"/> A	+\$0
HP	light anigre <input type="checkbox"/> A	+\$0
LBA	clear on ash	+\$0
LBB	oak on ash	+\$0
LBC	walnut on ash	+\$0
LBD	dark brown walnut	+\$0
LBE	medium red walnut	+\$0
76	light brown walnut <input type="checkbox"/> A	+\$0
HX	aged cherry <input type="checkbox"/> A	+\$0
HY	walnut on cherry <input type="checkbox"/> A	+\$0

Wood Veneer		
<i>For veneer front (W)</i>		
2U	light brown walnut <input type="checkbox"/> A	+\$0
40	dark brown walnut <input type="checkbox"/> A	+\$0
ED	aged cherry <input type="checkbox"/> A	+\$0
EK	medium red walnut <input type="checkbox"/> A	+\$0
ET	clear on ash <input type="checkbox"/> A	+\$0
EU	oak on ash <input type="checkbox"/> A	+\$0
EV	walnut on ash <input type="checkbox"/> A	+\$0
UL	natural maple <input type="checkbox"/> A	+\$0
UX	walnut on cherry <input type="checkbox"/> A	+\$0

Step 14. Top Finish

Solid-Color Laminate		
<i>For 3/8" laminate top (3)</i>		
8Q	folkstone grey <input type="checkbox"/> A	+\$0
91	white <input type="checkbox"/> A	+\$0
98	studio white	+\$0
CL	cool grey neutral <input type="checkbox"/> A	+\$0
LU	soft white <input type="checkbox"/> A	+\$0
WL	sandstone <input type="checkbox"/> A	+\$0
WN	warm grey neutral <input type="checkbox"/> A	+\$0

Linen Laminate		
<i>For 3/8" laminate top (3)</i>		
LBM	crisp linen	+\$0
LBN	classic linen	+\$0
LBP	casual linen	+\$0

Mesh Laminate		
<i>For 3/8" laminate top (3)</i>		
LBK	pewter mesh	+\$0
LBL	steel mesh	+\$0

Twill Laminate		
<i>For 3/8" laminate top (3)</i>		
LBF	neutral twill	+\$0
LBG	sarum twill	+\$0
LBH	earthen twill	+\$0
LBJ	graphite twill	+\$0
LBQ	white twill	+\$0

Wood-Grain Laminate		
<i>For 3/8" laminate top (3)</i>		
HM	natural maple <input type="checkbox"/> A	+\$0
HP	light anigre <input type="checkbox"/> A	+\$0
LBA	clear on ash	+\$0
LBB	oak on ash	+\$0
LBC	walnut on ash	+\$0
LBD	dark brown walnut	+\$0
LBE	medium red walnut	+\$0
76	light brown walnut <input type="checkbox"/> A	+\$0
HX	aged cherry <input type="checkbox"/> A	+\$0
HY	walnut on cherry <input type="checkbox"/> A	+\$0

Wood Veneer		
<i>For 3/8" veneer top (4)</i>		
2U	light brown walnut <input type="checkbox"/> A	+\$0
40	dark brown walnut <input type="checkbox"/> A	+\$0
ED	aged cherry <input type="checkbox"/> A	+\$0
EK	medium red walnut <input type="checkbox"/> A	+\$0
ET	clear on ash <input type="checkbox"/> A	+\$0
EU	oak on ash <input type="checkbox"/> A	+\$0
EV	walnut on ash <input type="checkbox"/> A	+\$0
UL	natural maple <input type="checkbox"/> A	+\$0
UX	walnut on cherry <input type="checkbox"/> A	+\$0

Step 15. Base Finish		
<i>For 4"-high foot (4)</i>		
8Q	folkstone grey <input type="checkbox"/> A	+\$0
98	studio white <input type="checkbox"/> A	+\$0
WL	sandstone <input type="checkbox"/> A	+\$0

Bright Sand Texture Paint		
91	white <input type="checkbox"/> A	+\$0
CL	cool grey neutral <input type="checkbox"/> A	+\$0
G1	graphite <input type="checkbox"/> A	+\$0
WN	warm grey neutral <input type="checkbox"/> A	+\$0

Metal Vertical Tower, Thin Top

continued

Metallic Paint

CN	metallic champagne <input type="checkbox"/>	+\$10
EH	metallic bronze <input type="checkbox"/>	+\$10
MS	metallic silver <input type="checkbox"/>	+\$10

Step 16. Pull Finish

For arc pull (A.)

NH	brushed nickel <input type="checkbox"/>	+\$0
NK	black nickel <input type="checkbox"/>	+\$0

For bar pull (K.)

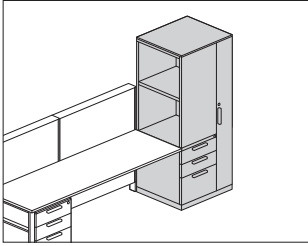
8Q	folkstone grey <input type="checkbox"/>	+\$0
91	white <input type="checkbox"/>	+\$0
G1	graphite <input type="checkbox"/>	+\$0
WL	sandstone <input type="checkbox"/>	+\$0
CN	metallic champagne <input type="checkbox"/>	+\$0
MS	metallic silver <input type="checkbox"/>	+\$0
79	green apple <input type="checkbox"/>	+\$15
MY3	yellow oxide <input type="checkbox"/>	+\$15
RO	red <input type="checkbox"/>	+\$15
TRQ	turquoise <input type="checkbox"/>	+\$15

Step 17. Lock Option

KA	keyed alike <input type="checkbox"/>	+\$0
KC	keyed differently, chrome <input type="checkbox"/>	+\$0
KD	keyed differently, black <input type="checkbox"/>	+\$0

Metal Vertical Tower, Thin Top Side Facing Bookcase

FM91A.
FM91K.



Canvas Office Landscape® Metal Case Towers

Product Information

Description

This freestanding tower has a $\frac{3}{8}$ "-high laminate or veneer top and a steel case with a painted front. It has a wardrobe on 1 side and a side-facing bookcase over pedestal drawers on the other side. The tower has a $2\frac{1}{4}$ "-high base 1" leveling glides.

Actual tower heights are $41\frac{1}{2}$ ", $45\frac{1}{2}$ ", $56\frac{1}{2}$ ", or $67\frac{1}{2}$ "; actual width is $23\frac{7}{8}$ "; actual depth is $23\frac{7}{8}$ ".

The wardrobe includes a coat rod.

The bookcase has 1 or 2 adjustable shelves that adjust in $1\frac{1}{4}$ " increments.

The pedestal has 1 lock that secures all drawers. It includes a positive interlock system that permits only 1 drawer to open at a time. Drawers have full-extension ball-bearing slides. File drawers accommodate front-to-back filing of letter-size hanging files.

Notes

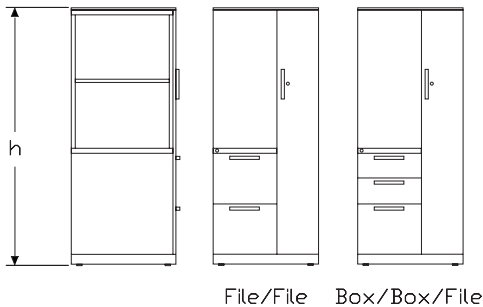
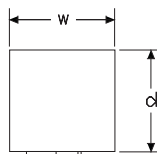
For additional product options, see Vary Easy Program® in Appendices. Arc pull option (A.) conforms to guidelines of Americans with Disabilities Act (ADA).

Grain direction is vertical on veneer and wood-grain laminate fronts.

Dimensional illustrations do not include all possible configurations.

For keyed-alike locks, see Keyed-Alike Information in Appendices.

Dimensions



Specification Information

Step 1.

FM91 A

Step 2. Pull Type

- A.** arc pull A
- K.** bar pull A

Step 3. Height

- 4** 42" high A
- 5** 46" high A
- 6** 57" high A
- 7** 68" high A

Step 4. Width

- 24** 24" wide A

Step 5. Depth

- 24** 24" deep A

Step 6. Base/Foot Height

- 2** $2\frac{1}{4}$ "-high base A

Step 7. Configuration

- BR** file/file, wardrobe right A
- BL** file/file, wardrobe left A
- CR** box/box/file, wardrobe right A
- CL** box/box/file, wardrobe left A

Step 8. Front Material

- P** painted metal front A

Step 9. Top

- 3** $\frac{3}{8}$ " laminate top A
- 4** $\frac{3}{8}$ " veneer top A

Step 10. Lock

- L** lock A

Prices for Steps 1-10.

		242BRP3L	242BRP4L	242BLP3L	242BLP4L	242CRP3L	242CRP4L
FM91A. 4	24	\$2813	3037	2813	3037	2868	3092
	5	\$2926	3149	2926	3149	2981	3204
	6	\$3037	3260	3037	3260	3092	3315
	7	\$3149	3373	3149	3373	3204	3428

Metal Vertical Tower, Thin Top Side Facing Bookcase *continued*

		242CLP3L	242CLP4L
FM91A.4	24	\$2868	3092
	5 24	\$2981	3204
	6 24	\$3092	3315
	7 24	\$3204	3428

		242BRP3L	242BRP4L	242BLP3L	242BLP4L	242CRP3L	242CRP4L
FM91K.4	24	\$2813	3037	2813	3037	2868	3092
	5 24	\$2926	3149	2926	3149	2981	3204
	6 24	\$3037	3260	3037	3260	3092	3315
	7 24	\$3149	3373	3149	3373	3204	3428

		242CLP3L	242CLP4L
FM91K.4	24	\$2868	3092
	5 24	\$2981	3204
	6 24	\$3092	3315
	7 24	\$3204	3428

Step 11. Paint/Steel Type

SS	smooth paint on smooth steel <input type="checkbox"/>	+\$0
XS	textured paint on smooth steel <input type="checkbox"/>	+\$0

Step 12. Surface Finish

Metallic Paint

For smooth paint on smooth steel (SS)

CN	metallic champagne <input type="checkbox"/>	+\$100
EH	metallic bronze <input type="checkbox"/>	+\$100
MS	metallic silver <input type="checkbox"/>	+\$100

For textured paint on smooth steel (XS)

8Q	folkstone grey <input type="checkbox"/>	+\$0
98	studio white <input type="checkbox"/>	+\$0
WL	sandstone <input type="checkbox"/>	+\$0

For textured paint on smooth steel (XS)

91	white <input type="checkbox"/>	+\$0
CL	cool grey neutral <input type="checkbox"/>	+\$0
G1	graphite <input type="checkbox"/>	+\$0
WN	warm grey neutral <input type="checkbox"/>	+\$0

Step 13. Top Finish

Solid-Color Laminate

For 3/8" laminate top (3)

8Q	folkstone grey <input type="checkbox"/>	+\$0
91	white <input type="checkbox"/>	+\$0
98	studio white	+\$0
CL	cool grey neutral <input type="checkbox"/>	+\$0
LU	soft white <input type="checkbox"/>	+\$0
WL	sandstone <input type="checkbox"/>	+\$0
WN	warm grey neutral <input type="checkbox"/>	+\$0

Linen Laminate

For 3/8" laminate top (3)

LBM	crisp linen	+\$0
LBN	classic linen	+\$0
LBP	casual linen	+\$0

Mesh Laminate

For 3/8" laminate top (3)

LBK	pewter mesh	+\$0
LBL	steel mesh	+\$0

Twill Laminate

For 3/8" laminate top (3)

LBF	neutral twill	+\$0
LBG	sarum twill	+\$0
LBH	earthen twill	+\$0
LBJ	graphite twill	+\$0
LBQ	white twill	+\$0

Wood-Grain Laminate

For 3/8" laminate top (3)

76	light brown walnut <input type="checkbox"/>	+\$0
HM	natural maple <input type="checkbox"/>	+\$0
HP	light anigre <input type="checkbox"/>	+\$0
HX	aged cherry <input type="checkbox"/>	+\$0
HY	walnut on cherry <input type="checkbox"/>	+\$0
LBA	clear on ash	+\$0
LBB	oak on ash	+\$0
LBC	walnut on ash	+\$0
LBD	dark brown walnut	+\$0
LBE	medium red walnut	+\$0

Metal Vertical Tower, Thin Top

Side Facing Bookcase *continued*

Wood Veneer

For 3/8" veneer top (4)

2U	light brown walnut <input type="checkbox"/> A	+\$0
40	dark brown walnut <input type="checkbox"/> A	+\$0
ED	aged cherry <input type="checkbox"/> A	+\$0
EK	medium red walnut <input type="checkbox"/> A	+\$0
ET	clear on ash <input type="checkbox"/> A	+\$0
EU	oak on ash <input type="checkbox"/> A	+\$0
EV	walnut on ash <input type="checkbox"/> A	+\$0
UL	natural maple <input type="checkbox"/> A	+\$0
UX	walnut on cherry <input type="checkbox"/> A	+\$0

Step 14. Pull Finish

For arc pull (A.)

NH	brushed nickel <input type="checkbox"/> A	+\$0
NK	black nickel <input type="checkbox"/> A	+\$0

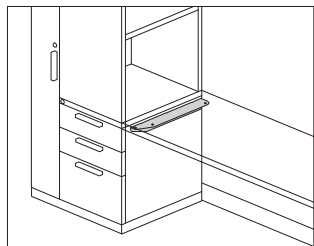
For bar pull (K.)

8Q	folkstone grey	+\$0
91	white	+\$0
G1	graphite <input type="checkbox"/> A	+\$0
WL	sandstone <input type="checkbox"/> A	+\$0
CN	metallic champagne <input type="checkbox"/> A	+\$0
MS	metallic silver <input type="checkbox"/> A	+\$0
79	green apple <input type="checkbox"/> A	+\$15
MY3	yellow oxide <input type="checkbox"/> A	+\$15
RO	red <input type="checkbox"/> A	+\$15
TRQ	turquoise <input type="checkbox"/> A	+\$15

Step 15. Lock Option

KA	keyed alike <input type="checkbox"/> A	+\$0
KC	keyed differently, chrome <input type="checkbox"/> A	+\$0
KD	keyed differently, black <input type="checkbox"/> A	+\$0

Canvas Vertical Tower Attachment Bracket FM930.



Product Information

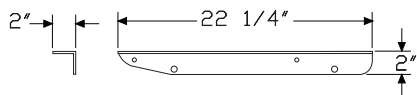
Description

This bracket attaches to the side of a Canvas metal vertical storage tower to support 1 end of a 24" deep surface, eliminating the need for a support leg or cantilever. Finish is black. Attachment hardware included.

Notes

Bracket must attach to the pedestal side of storage tower.
Bracket does not provide support for a panel or frame.

Dimensions



Specification Information

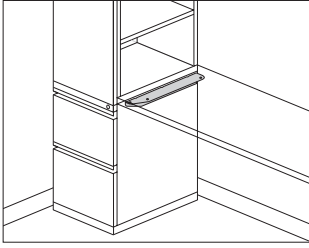
Step 1.

FM930.

\$40

Tu® Storage Tower Attachment Bracket

LG692



Product Information

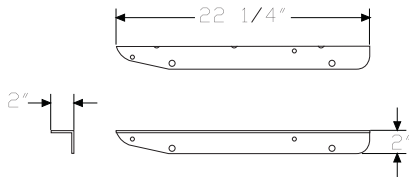
Description

This bracket attaches to the side of a Tu Metal storage tower to support 1 end of a 24" deep surface, eliminating the need for a support leg or cantilever. Finish is black. Attachment hardware included.

Notes

Bracket must attach to the pedestal side of a metal storage tower.
Bracket does not provide support for a panel or frame.

Dimensions



Specification Information

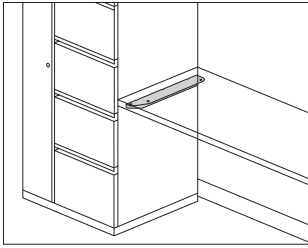
Step 1.

LG692

\$39

Meridian® Vertical Tower Attachment Bracket

MTAB.



Product Information

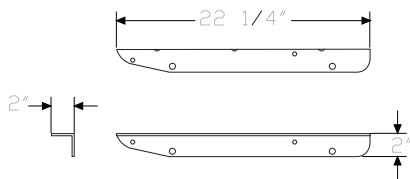
Description

This bracket attaches to the side of a storage tower to support 1 end of a surface, eliminating the need for a support leg or cantilever. Finish is black. Attachment hardware included.

Notes

Bracket must attach to the pedestal side of storage tower.
Bracket does not provide support for a panel or frame.

Dimensions



Specification Information

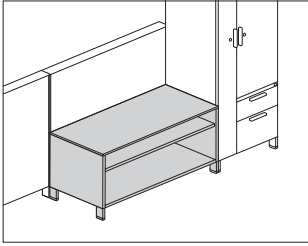
Step 1.

MTAB.

\$39

Metal Low Credenza, Open

FM700.



Product Information

Description

This credenza provides open storage and can be used freestanding or attached to a Canvas wall-based frame to support a frame run. It can also be used to support 1 end of a surface. The credenza has a $\frac{3}{8}$ "-high or $1\frac{1}{4}$ "-high laminate or veneer top and a painted steel case. It is available with 4"-high architectural feet, 4"-high sleeveless architectural feet or a $2\frac{1}{4}$ "-high base with 1" leveling glides.

Actual credenza widths are $29\frac{7}{8}$ ", $35\frac{7}{8}$ ", $41\frac{7}{8}$ ", $47\frac{3}{4}$ ", or $59\frac{3}{4}$ "; actual depth is $19\frac{7}{8}$ ".

Notes

For additional product options, see Vary Easy Program in Appendices.

30", 36", and 42"-wide credenzas have no center divider and include 1 adjustable shelf. 48"- and 60"-wide credenzas have a center divider and include 2 adjustable shelves. Shelves adjust in $1\frac{1}{4}$ " increments.

Order optional metal credenza shelf (FM892.) separately.

Credenza with 4"-high foot option (4) and $\frac{3}{8}$ " thin top can be used to support a Canvas wall-based frame. Order support bracket, low credenza-to-frame (FT292.) separately.

When using credenza to support 1 end of a surface, order 1 of the following products separately:

- Surface support, low credenza, adjustable height (FT299.)
- Surface support, low credenza, fixed height (FT298.)

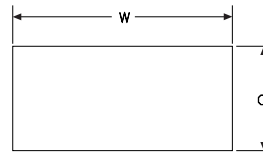
To cover adjacent credenzas with a single top, specify credenzas with no top option (NT) and order credenza top (FM890.) separately.

$1\frac{1}{4}$ " top (o6 and o7) is not removable and cannot be used to support a Canvas wall-based frame. The $1\frac{1}{4}$ " top will add $\frac{5}{8}$ " to overall height of unit.

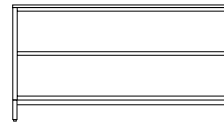
Please note that on the 4" sleeveless architectural foot (5) glides will be more visible.

To provide temporary guest seating on a credenza, order cushion top (FF891.) separately.

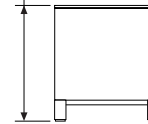
Dimensions



24", 30", 36", 42" Wide

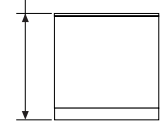


22 1/8"



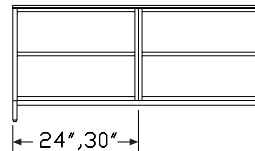
4" Foot

20 3/8"



2 1/4" Base

48", 60" Wide



← 24", 30" →

Metal Low Credenza, Open *continued*

Specification Information

Step 1.

FM700.

Step 2. Width

30	30" wide
36	36" wide
42	42" wide
48	48" wide A
60	60" wide A

Step 3. Depth

20	20" deep
-----------	----------

Step 4. Base/Foot Height

2	2 1/4"-high base
4	4"-high foot
5	4" -high foot sleeveless A

Step 5. Top

NT	no top
03	3/8" laminate top
04	3/8" veneer top A
06	1 1/4" laminate top
07	1 1/4" veneer top A

Prices for Steps 1-5.

	2NT	203	204	206	207	4NT
FM700. 30 20	\$1040	1152	1375	1044	1267	1125
36 20	\$1120	1233	1456	1125	1348	1205
42 20	\$1243	1357	1580	1248	1440	1329
48 20	\$1245	1496	1767	1170	1422	1496
60 20	\$1618	1738	1974	1508	1745	1767
	403	404	406	407	5NT	503
FM700. 30 20	\$1236	1460	1128	1351	1070	1182
36 20	\$1317	1541	1209	1324	1151	1263
42 20	\$1440	1663	1332	1555	1274	1386
48 20	\$1646	1917	1412	1683	1437	1588
60 20	\$1884	2123	1656	1894	1710	1827
		504	506	507		
FM700. 30 20		\$1405	1074	1297		
36 20		\$1487	1155	1270		
42 20		\$1609	1278	1501		
48 20		\$1859	1354	1625		
60 20		\$2065	1598	1836		

Step 6. Paint/Steel Type

SS	smooth paint on smooth steel	+\$0
XS	textured paint on smooth steel	+\$0

Step 7. Surface Finish

Metallic Paint

For smooth paint on smooth steel (SS)

CN	metallic champagne	+\$65
EH	metallic bronze	+\$65
MS	metallic silver	+\$65

Sand Texture Paint

For textured paint on smooth steel (XS)

8Q	folkstone grey A	+\$0
98	studio white A	+\$0
WL	sandstone A	+\$0

Bright Sand Texture Paint

For textured paint on smooth steel (XS)

91	white	+\$0
CL	cool grey neutral A	+\$0
G1	graphite A	+\$0
WN	warm grey neutral	+\$0

Step 8. Top Finish

Solid-Color Laminate

For 3/8" laminate top (03) or 1 1/4" laminate top (06)

8Q	folkstone grey A	+\$0
91	white	+\$0
98	studio white	+\$0
CL	cool grey neutral A	+\$0
LU	soft white A	+\$0
WL	sandstone A	+\$0
WN	warm grey neutral	+\$0

Linen Laminate

For 3/8" laminate top (03) or 1 1/4" laminate top (06)

LBM	crisp linen	+\$0
LBN	classic linen	+\$0
LBP	casual linen	+\$0

Mesh Laminate

For 3/8" laminate top (03) or 1 1/4" laminate top (06)

LBK	pewter mesh	+\$0
LBL	steel mesh	+\$0

Metal Low Credenza, Open *continued*

Twill Laminate

For 3/8" laminate top (03) or 1 1/4" laminate top (06)

LBF	neutral twill	+\$0
LBG	sarum twill	+\$0
LBH	earthen twill	+\$0
LBJ	graphite twill	+\$0
LBQ	white twill	+\$0

Wood-Grain Laminate

For 3/8" laminate top (03) or 1 1/4" laminate top (06)

HM	natural maple	+\$0
HP	light anigre A	+\$0
LBA	clear on ash	+\$0
LBB	oak on ash	+\$0
LBC	walnut on ash	+\$0
LBD	dark brown walnut	+\$0
LBE	medium red walnut	+\$0
76	light brown walnut A	+\$0
HX	aged cherry	+\$0
HY	walnut on cherry A	+\$0

Wood Veneer

For 3/8" veneer top (04) or 1 1/4" veneer top (07)

2U	light brown walnut A	+\$0
40	dark brown walnut A	+\$0
ED	aged cherry A	+\$0
EK	medium red walnut A	+\$0
ET	clear on ash A	+\$0
EU	oak on ash A	+\$0
EV	walnut on ash A	+\$0
UL	natural maple A	+\$0
UX	walnut on cherry A	+\$0

Step 9. Base Finish

For 4"-high foot (4) or 4" -high foot sleeveless (5)

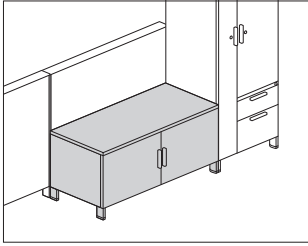
8Q	folkstone grey A	+\$0
98	studio white A	+\$0
91	white	+\$0
CL	cool grey neutral A	+\$0
G1	graphite A	+\$0
WN	warm grey neutral	+\$0

Metallic Paint

CN	metallic champagne	+\$10
EH	metallic bronze	+\$10
MS	metallic silver	+\$10

Metal Low Credenza, with Doors

FM71A.
FM71K.



Product Information

Description

This credenza provides enclosed storage and can be used freestanding or attached to a Canvas wall-based frame to support a frame run. It can also be used to support 1 end of a surface. The credenza has a 3/8"-high or 1 1/4"-high laminate or veneer top and a painted steel case. It is available with 4"-high architectural feet, 4"-high sleeveless architectural feet or a 2 1/4"-high base with 1" leveling glides.

Actual credenza widths are 29 7/8", 35 7/8", 41 7/8", 47 3/4", or 59 3/4"; actual depth is 19 7/8".

Notes

For additional product options, see Vary Easy Program in Appendices. Arc pull option (A.) conforms to guidelines of Americans with Disabilities Act (ADA).

Grain direction is vertical on veneer and wood-grain laminate fronts.

30"-, 36"-, and 42"-wide credenzas have no center divider and include 1 adjustable shelf. 48"- and 60"-wide credenzas have a center divider and include 2 adjustable shelves. Shelves adjust in 1 1/4" increments.

Order optional metal credenza shelf (FM892.) separately.

Credenza with 4"-high foot option (4) and 3/8" thin top can be used to support a Canvas wall-based frame. Order support bracket, low credenza-to-frame (FT292.) separately.

When using credenza to support 1 end of a surface, order 1 of the following products separately:

- Surface support, low credenza, adjustable height (FT299.)
- Surface support, low credenza, fixed height (FT298.)

To cover adjacent credenzas with a single top, specify credenzas with no top option (NT) and order credenza top (FM890.) separately.

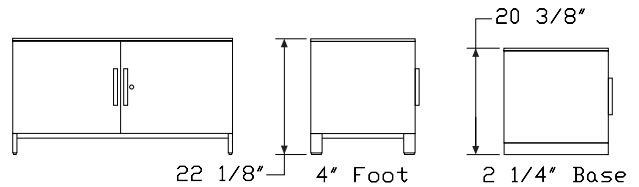
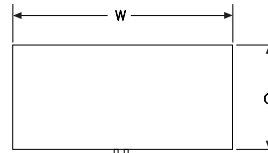
1 1/4" top (06 and 07) is not removable and cannot be used to support a Canvas wall-based frame. The 1 1/4" top will add 5/8" to overall height of unit.

Please note that on the 4" sleeveless architectural foot (5) glides will be more visible.

To provide temporary guest seating on a credenza, order cushion top (FF891.) separately.

For keyed-alike locks, see Keyed-Alike Information in Appendices.

Dimensions



Metal Low Credenza, with Doors

continued

Canvas Office Landscape® Metal Case Credenzas

Specification Information

Step 1.

FM71 A

Step 2. Pull Type

- A.** arc pull A
- K.** bar pull A

Step 3. Width

- 30** 30" wide A
- 36** 36" wide A
- 42** 42" wide A

Step 4. Depth

- 20** 20" deep A

Step 5. Base/Foot Height

- 2** 2¹/₄"-high base A
- 4** 4"-high foot A
- 5** 4"-high foot sleeveless A

Step 6. Front Material

- P** painted metal front A
- L** laminate front A
- W** veneer front A

Step 7. Top

For painted metal front (P) or laminate front (L)

- NT** no top A
- 03** 3/8" laminate top A
- 04** 3/8" veneer top A
- 06** 1¹/₄" laminate top A
- 07** 1¹/₄" veneer top A

For veneer front (W)

- NT** no top A
- 04** 3/8" veneer top A
- 07** 1¹/₄" veneer top A

Step 8. Lock

- L** lock A

Prices for Steps 1-8.

	2PNTL	2P03L	2P04L	2P06L	2P07L	2LNTL
FM71A.30 20	\$1197	1313	1543	1202	1432	1331
36 20	\$1321	1433	1657	1324	1549	1468

42 20	\$1506	1618	1843	1509	1734	1673
--------------	--------	------	------	------	------	------

	2L03L	2L04L	2L06L	2L07L	2WN7L	2W04L
FM71A.30 20	\$1445	1676	1334	1564	1956	2301
36 20	\$1580	1804	1472	1696	2158	2493
42 20	\$1784	2009	1676	1901	2460	2796

	2W07L	4PNTL	4P03L	4P04L	4P06L	4P07L
FM71A.30 20	\$2189	1267	1382	1612	1270	1500
36 20	\$2385	1397	1509	1734	1401	1626
42 20	\$2688	1590	1702	1927	1594	1818

	4LNTL	4L03L	4L04L	4L06L	4L07L	4WN7L
FM71A.30 20	\$1406	1521	1752	1410	1641	2030
36 20	\$1552	1663	1887	1555	1779	2241
42 20	\$1769	1881	2105	1773	1997	2556

	4W04L	4W07L	5PNTL	5P03L	5P04L	5P06L
FM71A.30 20	\$2377	2266	1211	1325	1556	1214
36 20	\$2578	2470	1343	1455	1680	1347
42 20	\$2891	2783	1536	1648	1872	1540

	5P07L	5LNTL	5L03L	5L04L	5L06L	5L07L
FM71A.30 20	\$1445	1350	1466	1697	1355	1585
36 20	\$1572	1498	1609	1833	1501	1725
42 20	\$1764	1715	1827	2051	1719	1943

	5WN7L	5W04L	5W07L
FM71A.30 20	\$1975	2322	2211
36 20	\$2187	2524	2416
42 20	\$2502	2837	2729

	2PNTL	2P03L	2P04L	2P06L	2P07L	2LN7L
FM71K.30 20	\$1197	1313	1543	1202	1432	1331
36 20	\$1321	1433	1657	1324	1549	1468
42 20	\$1506	1618	1843	1509	1734	1673

	2L03L	2L04L	2L06L	2L07L	2WN7L	2W04L
FM71K.30 20	\$1445	1676	1334	1564	1956	2301
36 20	\$1580	1804	1472	1696	2158	2493
42 20	\$1784	2009	1676	1901	2460	2796

	2W07L	4PNTL	4P03L	4P04L	4P06L	4P07L
FM71K.30 20	\$2189	1267	1382	1612	1270	1500
36 20	\$2385	1397	1509	1734	1401	1626
42 20	\$2688	1590	1702	1927	1594	1818

Metal Low Credenza, with Doors

continued

	4LNTL	4L03L	4L04L	4L06L	4L07L	4WNTL
FM71K.30 20	\$1406	1521	1752	1410	1641	2030
36 20	\$1552	1663	1887	1555	1779	2241
42 20	\$1769	1881	2105	1773	1997	2556

	4W04L	4W07L	5PNTL	5P03L	5P04L	5P06L
FM71K.30 20	\$2377	2266	1211	1325	1556	1214
36 20	\$2578	2470	1343	1455	1680	1347
42 20	\$2891	2783	1536	1648	1872	1540

	5P07L	5LNTL	5L03L	5L04L	5L06L	5L07L
FM71K.30 20	\$1445	1350	1466	1697	1243	1585
36 20	\$1572	1498	1609	1833	1501	1725
42 20	\$1764	1715	1827	2051	1719	1943

		5WNTL	5W04L	5W07L
FM71K.30 20		\$1975	2322	2211
36 20		\$2187	2524	2416
42 20		\$2502	2837	2729

Step 9. Paint/Steel Type		
SS	smooth paint on smooth steel A	+\$0
XS	textured paint on smooth steel A	+\$0

Step 10. Surface Finish		
Metallic Paint		
<i>For smooth paint on smooth steel (SS)</i>		
CN	metallic champagne A	+\$65
EH	metallic bronze A	+\$65
MS	metallic silver A	+\$65

Sand Texture Paint		
<i>For textured paint on smooth steel (XS)</i>		
98	studio white A	+\$0
8Q	folkstone grey A	+\$0
WL	sandstone A	+\$0

Bright Sand Texture Paint		
<i>For textured paint on smooth steel (XS)</i>		
91	white A	+\$0
CL	cool grey neutral A	+\$0
G1	graphite A	+\$0
WN	warm grey neutral A	+\$0

Step 11. Front Finish

Solid-Color Laminate		
<i>For laminate front (L)</i>		
8Q	folkstone grey A	+\$0
91	white A	+\$0
98	studio white	+\$0
CL	cool grey neutral A	+\$0
LU	soft white A	+\$0
WL	sandstone A	+\$0
WN	warm grey neutral A	+\$0

Linen Laminate		
<i>For laminate front (L)</i>		
LBM	crisp linen	+\$0
LBN	classic linen	+\$0
LBP	casual linen	+\$0

Mesh Laminate		
<i>For laminate front (L)</i>		
LBK	pewter mesh	+\$0
LBL	steel mesh	+\$0

Twill Laminate		
<i>For laminate front (L)</i>		
LBF	neutral twill	+\$0
LBG	sarum twill	+\$0
LBH	earthen twill	+\$0
LBJ	graphite twill	+\$0
LBQ	white twill	+\$0

Wood-Grain Laminate		
<i>For laminate front (L)</i>		
HM	natural maple A	+\$0
HP	light anigre A	+\$0
LBA	clear on ash	+\$0
LBB	oak on ash	+\$0
LBC	walnut on ash	+\$0
LBD	dark brown walnut	+\$0
LBE	medium red walnut	+\$0
76	light brown walnut A	+\$0
HX	aged cherry A	+\$0
HY	walnut on cherry A	+\$0

Canvas Office Landscape® Metal Case Credenzas

Metal Low Credenza, with Doors

continued

Canvas Office Landscape® Metal Case Credenzas

Wood Veneer

For veneer front (W)

2U	light brown walnut <input type="checkbox"/>	+\$0
40	dark brown walnut <input type="checkbox"/>	+\$0
ED	aged cherry <input type="checkbox"/>	+\$0
EK	medium red walnut <input type="checkbox"/>	+\$0
ET	clear on ash <input type="checkbox"/>	+\$0
EU	oak on ash <input type="checkbox"/>	+\$0
EV	walnut on ash <input type="checkbox"/>	+\$0
UL	natural maple <input type="checkbox"/>	+\$0
UX	walnut on cherry <input type="checkbox"/>	+\$0

Step 12. Top Finish

Solid-Color Laminate

For 3/8" laminate top (o3) or 1/4" laminate top (o6)

8Q	folkstone grey <input type="checkbox"/>	+\$0
91	white <input type="checkbox"/>	+\$0
98	studio white	+\$0
CL	cool grey neutral <input type="checkbox"/>	+\$0
LU	soft white <input type="checkbox"/>	+\$0
WL	sandstone <input type="checkbox"/>	+\$0
WN	warm grey neutral <input type="checkbox"/>	+\$0

Linen Laminate

For 3/8" laminate top (o3) or 1/4" laminate top (o6)

LBM	crisp linen	+\$0
LBN	classic linen	+\$0
LBP	casual linen	+\$0

Mesh Laminate

For 3/8" laminate top (o3) or 1/4" laminate top (o6)

LBK	pewter mesh	+\$0
LBL	steel mesh	+\$0

Twill Laminate

For 3/8" laminate top (o3) or 1/4" laminate top (o6)

LBF	neutral twill	+\$0
LBG	sarum twill	+\$0
LBH	earthen twill	+\$0
LBJ	graphite twill	+\$0
LBQ	white twill	+\$0

Wood-Grain Laminate

For 3/8" laminate top (o3) or 1/4" laminate top (o6)

HM	natural maple <input type="checkbox"/>	+\$0
HP	light anigre <input type="checkbox"/>	+\$0
LBA	clear on ash	+\$0
LBB	oak on ash	+\$0
LBC	walnut on ash	+\$0
LBD	dark brown walnut	+\$0
LBE	medium red walnut	+\$0
76	light brown walnut <input type="checkbox"/>	+\$0
HX	aged cherry <input type="checkbox"/>	+\$0
HY	walnut on cherry <input type="checkbox"/>	+\$0

Wood Veneer

For 3/8" veneer top (o4) or 1/4" veneer top (o7)

2U	light brown walnut <input type="checkbox"/>	+\$0
40	dark brown walnut <input type="checkbox"/>	+\$0
ED	aged cherry <input type="checkbox"/>	+\$0
EK	medium red walnut <input type="checkbox"/>	+\$0
ET	clear on ash <input type="checkbox"/>	+\$0
EU	oak on ash <input type="checkbox"/>	+\$0
EV	walnut on ash <input type="checkbox"/>	+\$0
UL	natural maple <input type="checkbox"/>	+\$0
UX	walnut on cherry <input type="checkbox"/>	+\$0

Step 13. Base Finish

For 4"-high foot (4) or 4"-high foot sleeveless (5)

8Q	folkstone grey <input type="checkbox"/>	+\$0
98	studio white <input type="checkbox"/>	+\$0
WL	sandstone <input type="checkbox"/>	+\$0
91	white <input type="checkbox"/>	+\$0
CL	cool grey neutral <input type="checkbox"/>	+\$0
G1	graphite <input type="checkbox"/>	+\$0
WN	warm grey neutral <input type="checkbox"/>	+\$0

Metallic Paint

CN	metallic champagne <input type="checkbox"/>	+\$10
EH	metallic bronze <input type="checkbox"/>	+\$10
MS	metallic silver <input type="checkbox"/>	+\$10

Step 14. Pull Finish

For arc pull (A.)

NH	brushed nickel <input type="checkbox"/>	+\$0
NK	black nickel <input type="checkbox"/>	+\$0

Metal Low Credenza, with Doors

continued

For bar pull (K.)

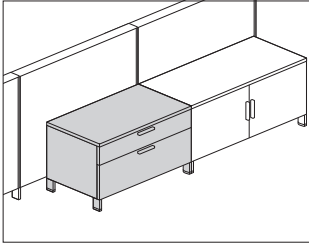
8Q	folkstone grey	+\$0
91	white	+\$0
G1	graphite <input type="checkbox"/> A	+\$0
WL	sandstone <input type="checkbox"/> A	+\$0
CN	metallic champagne <input type="checkbox"/> A	+\$0
MS	metallic silver <input type="checkbox"/> A	+\$0
79	green apple <input type="checkbox"/> A	+\$15
MY3	yellow oxide <input type="checkbox"/> A	+\$15
RO	red <input type="checkbox"/> A	+\$15
TRQ	turquoise <input type="checkbox"/> A	+\$15

Step 15. Lock Option

KA	keyed alike <input type="checkbox"/> A	+\$0
KC	keyed differently, chrome <input type="checkbox"/> A	+\$0
KD	keyed differently, black <input type="checkbox"/> A	+\$0

Metal Low Credenza, with Drawers

FM72A.
FM72K.



Product Information

Description

This credenza provides enclosed filing and storage and can be used freestanding or attached to a Canvas wall-based frame to support a frame run. It has a $\frac{3}{8}$ "-high or $1\frac{1}{4}$ "-high laminate or veneer top and a painted steel case. It is available with 4"-high architectural feet, 4"-high sleeveless architectural feet or a $2\frac{1}{4}$ "-high base with 1" leveling glides. The credenza has a positive interlock system that permits only 1 drawer to open at a time. Drawers have full-extension ball-bearing slides. The file drawer accommodates front-to-back filing of letter-, legal, and A4-size hanging files.

Actual credenza widths are $29\frac{7}{8}$ ", $35\frac{7}{8}$ ", $41\frac{7}{8}$ ", $59\frac{3}{4}$ " or $71\frac{3}{4}$ "; actual depth is $19\frac{7}{8}$ ".

Notes

For additional product options, see Vary Easy Program in Appendices. Arc pull option (A.) conforms to guidelines of Americans with Disabilities Act (ADA).

File drawers are standard with side-to-side hardware. Order front-to-back rail (FM920.) separately.

Counterweight option (CB) must be specified when a file is not ganged or anchored.

Grain direction is vertical on veneer and wood-grain laminate fronts. 30", 36", and 42"-wide credenzas have 1 box drawer and 1 file drawer. 60"-and 72"-wide credenzas have 2 box drawers and 2 file drawers.

Credenza with 4"-high foot option (4) and $\frac{3}{8}$ " thin top can be used to support a Canvas wall-based frame. Order support bracket, low credenza-to-frame (FT292.) separately.

To cover adjacent credenzas with a single top, specify credenzas with no top option (NT) and order credenza top (FM890.) separately.

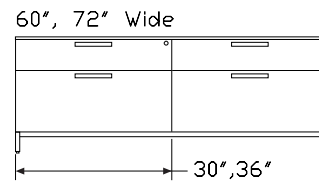
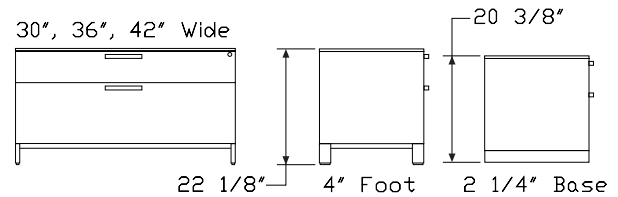
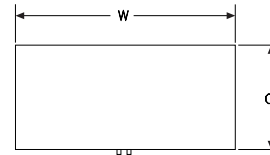
$1\frac{1}{4}$ " top (06 and 07) is not removable and cannot be used to support a Canvas wall-based frame. The $1\frac{1}{4}$ " top will add $\frac{5}{8}$ " to overall height of unit.

Please note that on the 4" sleeveless architectural foot (5) glides will be more visible.

To provide temporary guest seating on a credenza, order cushion top (FF891.) separately.

For keyed-alike locks, see Keyed-Alike Information in Appendices.

Dimensions



Metal Low Credenza, with Drawers *continued*

Specification Information	
Step 1.	
FM72	
Step 2. Pull Type	
A.	arc pull
K.	bar pull
Step 3. Width	
30	30" wide
36	36" wide
42	42" wide
60	60" wide
72	72" wide
Step 4. Depth	
20	20" deep
Step 5. Base/Foot Height	
2	2 1/4"-high base
4	4"-high foot
5	4" -high foot sleeveless <input type="checkbox"/> A
Step 6. Configuration	
BF	box/file
Step 7. Front Material	
P	painted metal front
L	laminate front
W	vener front <input type="checkbox"/> A
Step 8. Top	
<i>For painted metal front (P) or laminate front (L)</i>	
NT	no top
03	3/8" laminate top
04	3/8" veneer top <input type="checkbox"/> A
06	1 1/4" laminate top
07	1 1/4" veneer top <input type="checkbox"/> A
<i>For veneer front (W)</i>	
NT	no top
04	3/8" veneer top <input type="checkbox"/> A
07	1 1/4" veneer top <input type="checkbox"/> A
Step 9. Lock	
L	lock

Prices for Steps 1-9.						
	2BFPNTL	2BFP03L	2BFP04L	2BFP06L	2BFP07L	2BFLNTL
FM72A. 30 20	\$1422	1534	1757	1425	1649	1523
36 20	\$1590	1702	1927	1594	1710	1691
42 20	\$1757	1870	2095	1762	1974	1859
60 20	\$2860	2972	3196	2754	2980	3062
72 20	\$3189	3301	3526	3085	3309	3391
	2BFL03L	2BFL04L	2BFL06L	2BFL07L	2BFWNTL	2BFW04L
FM72A. 30 20	\$1636	1859	1527	1751	1866	2203
36 20	\$1803	2026	1695	1918	2174	2511
42 20	\$1970	2196	1862	2196	2526	2862
60 20	\$3174	3398	2957	3182	3930	4265
72 20	\$3503	3727	3287	3510	4358	4694
	2BFW07L	4BFPNTL	4BFP03L	4BFP04L	4BFP06L	4BFP07L
FM72A. 30 20	\$2095	1506	1618	1864	1509	1756
36 20	\$2403	1674	1785	2010	1677	1902
42 20	\$2753	1843	1955	2178	1847	2070
60 20	\$4049	2999	3111	3337	2895	3120
72 20	\$4477	3328	3442	3665	3225	3449
	4BFLNTL	4BFL03L	4BFL04L	4BFL06L	4BFL07L	4BFWNTL
FM72A. 30 20	\$1607	1719	1943	1610	1834	1951
36 20	\$1775	1886	2110	1778	2002	2259
42 20	\$1943	2055	2279	1947	2171	2611
60 20	\$3201	3313	3537	3097	3321	4137
72 20	\$3531	3642	3866	3426	3650	4498
	4BFW04L	4BFW07L	5BFPNTL	5BFP03L	5BFP04L	5BFP06L
FM72A. 30 20	\$2286	2178	1452	1564	1810	1455
36 20	\$2594	2486	1620	1731	1956	1623
42 20	\$2946	2838	1789	1901	2124	1793
60 20	\$4405	4189	2945	3057	3283	2841
72 20	\$4832	4616	3274	3388	3611	3171
	5BFP07L	5BFLNTL	5BFL03L	5BFL04L	5BFL06L	5BFL07L
FM72A. 30 20	\$1702	1553	1664	1889	1556	1780
36 20	\$1848	1721	1832	2056	1724	1948
42 20	\$2016	1889	2001	2225	1893	2117
60 20	\$3066	3147	3259	3483	3043	3267
72 20	\$3395	3477	3588	3812	3372	3596
				5BFWNTL	5BFW04L	5BFW07L
FM72A. 30 20				\$1897	2232	2124
36 20				\$2205	2540	2432
42 20				\$2557	2892	2784

Canvas Office Landscape® Metal Case Credenzas

Metal Low Credenza, with Drawers *continued*

60 20	\$4083	4351	4135
72 20	\$4444	4778	4562

	2BFPNTL	2BFP03L	2BFP04L	2BFP06L	2BFP07L	2BFLNTL
FM72K.30 20	\$1422	1534	1757	1425	1649	1523
36 20	\$1590	1702	1927	1594	1710	1691
42 20	\$1757	1870	2095	1762	1974	1859
60 20	\$2860	2972	3196	2754	2980	3062
72 20	\$3189	3301	3526	3085	3309	3391

	2BFL03L	2BFL04L	2BFL06L	2BFL07L	2BFWNTL	2BFW04L
FM72K.30 20	\$1636	1859	1527	1751	1866	2203
36 20	\$1803	2026	1695	1918	2174	2511
42 20	\$1970	2196	1862	2196	2526	2862
60 20	\$3174	3398	2957	3182	3930	4265
72 20	\$3503	3727	3287	3510	4358	4694

	2BFW07L	4BFPNTL	4BFP03L	4BFP04L	4BFP06L	4BFP07L
FM72K.30 20	\$2095	1506	1618	1864	1509	1756
36 20	\$2403	1674	1785	2010	1677	1902
42 20	\$2753	1843	1955	2178	1847	2070
60 20	\$4049	2999	3111	3337	2895	3120
72 20	\$4477	3328	3442	3665	3225	3449

	4BFLNTL	4BFL03L	4BFL04L	4BFL06L	4BFL07L	4BFWNTL
FM72K.30 20	\$1607	1719	1943	1610	1834	1951
36 20	\$1775	1886	2110	1778	2002	2259
42 20	\$1943	2055	2279	1947	2171	2611
60 20	\$3201	3313	3537	3097	3321	4137
72 20	\$3531	3642	3866	3426	3650	4498

	4BFW04L	4BFW07L	5BFPNTL	5BFP03L	5BFP04L	5BFP06L
FM72K.30 20	\$2286	2178	1452	1564	1810	1455
36 20	\$2594	2486	1620	1731	1956	1623
42 20	\$2946	2838	1789	1901	2124	1793
60 20	\$4405	4189	2945	3057	3283	2841
72 20	\$4832	4616	3274	3388	3611	3171

	5BFP07L	5BFLNTL	5BFL03L	5BFL04L	5BFL06L	5BFL07L
FM72K.30 20	\$1702	1553	1664	1889	1556	1780
36 20	\$1848	1721	1832	2056	1724	1948
42 20	\$2016	1889	2001	2225	1893	2117
60 20	\$3066	3147	3259	3483	3043	3267
72 20	\$3395	3477	3588	3812	3372	3596

	5BFWNTL	5BFW04L	5BFW07L
FM72K.30 20	\$1897	2232	2124

36 20	\$2205	2540	2432
42 20	\$2557	2892	2784
60 20	\$4083	4351	4135
72 20	\$4444	4778	4562

Step 10. Paint/Steel Type

SS	smooth paint on smooth steel	+\$0
XS	textured paint on smooth steel	+\$0

Step 11. Surface Finish

Metallic Paint

For smooth paint on smooth steel (SS)

CN	metallic champagne	+\$65
EH	metallic bronze	+\$65
MS	metallic silver	+\$65

Sand Texture Paint

For textured paint on smooth steel (XS)

98	studio white A	+\$0
8Q	folkstone grey A	+\$0
WL	sandstone A	+\$0

Bright Sand Texture Paint

For textured paint on smooth steel (XS)

91	white	+\$0
CL	cool grey neutral A	+\$0
G1	graphite A	+\$0
WN	warm grey neutral	+\$0

Step 12. Front Finish

Solid-Color Laminate

For laminate front (L)

8Q	folkstone grey A	+\$0
91	white	+\$0
98	studio white	+\$0
CL	cool grey neutral A	+\$0
LU	soft white A	+\$0
WL	sandstone A	+\$0
WN	warm grey neutral	+\$0

Linen Laminate

For laminate front (L)

LBM	crisp linen	+\$0
LBN	classic linen	+\$0
LBP	casual linen	+\$0

Metal Low Credenza, with Drawers *continued*

Mesh Laminate

For laminate front (L)

LBK	pewter mesh	+\$0
LBL	steel mesh	+\$0

Twill Laminate

For laminate front (L)

LBF	neutral twill	+\$0
LBG	sarum twill	+\$0
LBH	earthen twill	+\$0
LBJ	graphite twill	+\$0
LBQ	white twill	+\$0

Wood-Grain Laminate

For laminate front (L)

HM	natural maple	+\$0
HP	light anigre A	+\$0
LBA	clear on ash	+\$0
LBB	oak on ash	+\$0
LBC	walnut on ash	+\$0
LBD	dark brown walnut	+\$0
LBE	medium red walnut	+\$0
76	light brown walnut A	+\$0
HX	aged cherry	+\$0
HY	walnut on cherry A	+\$0

Wood Veneer

For veneer front (W)

2U	light brown walnut A	+\$0
40	dark brown walnut A	+\$0
ED	aged cherry A	+\$0
EK	medium red walnut A	+\$0
ET	clear on ash A	+\$0
EU	oak on ash A	+\$0
EV	walnut on ash A	+\$0
UL	natural maple A	+\$0
UX	walnut on cherry A	+\$0

Step 13. Top Finish

Solid-Color Laminate

For 3/8" laminate top (o3) or 1 1/4" laminate top (o6)

8Q	folkstone grey A	+\$0
91	white	+\$0
98	studio white	+\$0
CL	cool grey neutral A	+\$0
LU	soft white A	+\$0
WL	sandstone A	+\$0
WN	warm grey neutral	+\$0

Linen Laminate

For 3/8" laminate top (o3) or 1 1/4" laminate top (o6)

LBM	crisp linen	+\$0
LBN	classic linen	+\$0
LBP	casual linen	+\$0

Mesh Laminate

For 3/8" laminate top (o3) or 1 1/4" laminate top (o6)

LBK	pewter mesh	+\$0
LBL	steel mesh	+\$0

Twill Laminate

For 3/8" laminate top (o3) or 1 1/4" laminate top (o6)

LBF	neutral twill	+\$0
LBG	sarum twill	+\$0
LBH	earthen twill	+\$0
LBJ	graphite twill	+\$0
LBQ	white twill	+\$0

Wood-Grain Laminate

For 3/8" laminate top (o3) or 1 1/4" laminate top (o6)

HM	natural maple	+\$0
HP	light anigre A	+\$0
LBA	clear on ash	+\$0
LBB	oak on ash	+\$0
LBC	walnut on ash	+\$0
LBD	dark brown walnut	+\$0
LBE	medium red walnut	+\$0
76	light brown walnut A	+\$0
HX	aged cherry	+\$0
HY	walnut on cherry A	+\$0

Metal Low Credenza, with Drawers *continued*

Wood Veneer		
<i>For 3/8" veneer top (04) or 1 1/4" veneer top (07)</i>		
2U	light brown walnut <input type="checkbox"/> A	+\$0
40	dark brown walnut <input type="checkbox"/> A	+\$0
ED	aged cherry <input type="checkbox"/> A	+\$0
EK	medium red walnut <input type="checkbox"/> A	+\$0
ET	clear on ash <input type="checkbox"/> A	+\$0
EU	oak on ash <input type="checkbox"/> A	+\$0
EV	walnut on ash <input type="checkbox"/> A	+\$0
UL	natural maple <input type="checkbox"/> A	+\$0
UX	walnut on cherry <input type="checkbox"/> A	+\$0

Step 14. Base Finish		
<i>For 4"-high foot (4) or 4" -high foot sleeveless (5)</i>		
8Q	folkstone grey <input type="checkbox"/> A	+\$0
98	studio white <input type="checkbox"/> A	+\$0
WL	sandstone <input type="checkbox"/> A	+\$0
91	white	+\$0
CL	cool grey neutral <input type="checkbox"/> A	+\$0
G1	graphite <input type="checkbox"/> A	+\$0
WN	warm grey neutral	+\$0

Metallic Paint		
CN	metallic champagne	+\$10
EH	metallic bronze	+\$10
MS	metallic silver	+\$10

Step 15. Pull Finish		
<i>For arc pull (A.)</i>		
NH	brushed nickel	+\$0
NK	black nickel <input type="checkbox"/> A	+\$0

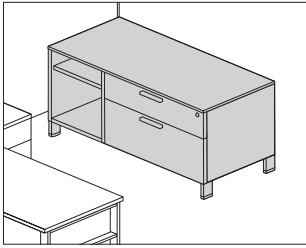
<i>For bar pull (K.)</i>		
8Q	folkstone grey	+\$0
91	white	+\$0
G1	graphite <input type="checkbox"/> A	+\$0
WL	sandstone <input type="checkbox"/> A	+\$0
CN	metallic champagne <input type="checkbox"/> A	+\$0
MS	metallic silver	+\$0
79	green apple <input type="checkbox"/> A	+\$15
MY3	yellow oxide <input type="checkbox"/> A	+\$15
RO	red <input type="checkbox"/> A	+\$15
TRQ	turquoise <input type="checkbox"/> A	+\$15

Step 16. Counterweight		
NO	no counterweight	+\$0
CB	counterweight	+\$115

Step 17. Lock Option		
KA	keyed alike	+\$0
KC	keyed differently, chrome	+\$0
KD	keyed differently, black	+\$0

Metal Low Credenza, Open with Drawers

FM73A.
FM73K.



Product Information

Description

This credenza provides drawer storage on 1 side with open storage on the other side. It can be used freestanding or attached to a Canvas wall-based frame to support a frame run. The credenza can also be used to support 1 end of a surface. It has a 3/8"-high or 1 1/4"-high laminate or veneer top and a painted steel case. It is available with 4"-high architectural feet, 4"-high sleeveless architectural feet or a 2 1/4"-high base with 1" leveling glides. The credenza has a positive interlock system that permits only 1 drawer to open at a time. Drawers have full-extension ball-bearing slides. The file drawer accommodates front-to-back filing of letter-, legal, and A4-size hanging files.

Actual credenza widths are 47 7/8", 59 7/8" or 71 7/8"; actual depth is 19 7/8".

Notes

For additional product options, see Vary Easy Program® in Appendices.

Arc pull option (A.) conforms to guidelines of Americans with Disabilities Act (ADA).

File drawers are standard with side-to-side hardware. Order front-to-back rail (FM920.) separately.

Counterweight option (CB) must be specified when a file is not ganged or anchored.

Grain direction is vertical on veneer and wood-grain laminate fronts.

Open side of credenza includes 1 adjustable shelf that adjusts in 1 1/4" increments.

Order optional metal credenza shelf (FM892.) separately.

Credenza with 4"-high foot option (4) and 3/8" thin top can be used to support a Canvas wall-based frame. Order support bracket, low credenza-to-frame (FT292.) separately.

When using credenza to support 1 end of a surface, order 1 of the following products separately:

- Surface support, low credenza, adjustable height (FT299.)
- Surface support, low credenza, fixed height (FT298.)

To cover adjacent credenzas with a single top, specify credenzas with no top option (NT) and order credenza top (FM890.) separately.

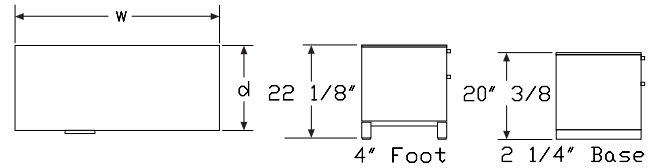
1 1/4" top (o6 and o7) is not removable and cannot be used to support a Canvas wall-based frame. The 1 1/4" top will add 5/8" to overall height of unit.

Please note that on the 4" sleeveless architectural foot (5) glides will be more visible.

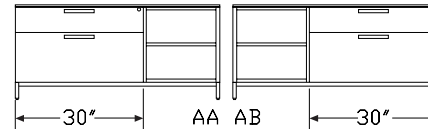
To provide temporary guest seating on a credenza, order cushion top (FF891.) separately.

For keyed-alike locks, see Keyed-Alike Information in Appendices.

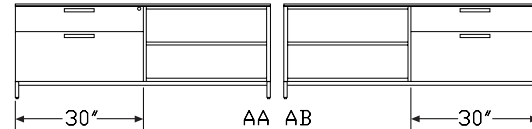
Dimensions



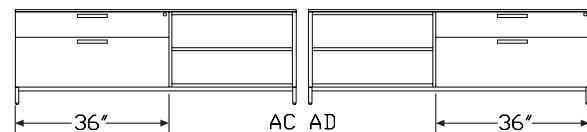
48" Wide



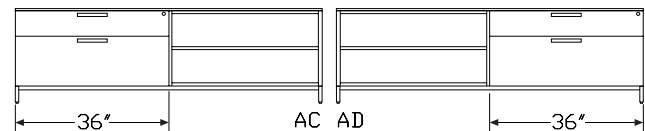
60" Wide



66" Wide



72" Wide



Metal Low Credenza, Open with Drawers *continued*

Specification Information

Step 1.

FM73

Step 2. Pull Type

- A.** arc pull
- K.** bar pull

Step 3. Width

- 48** 48" wide
- 60** 60" wide
- 66** 66" wide
- 72** 72" wide

Step 4. Depth

- 20** 20" deep

Step 5. Base/Foot Height

- 2** 2 1/4"-high base
- 4** 4"-high foot
- 5** 4" -high foot sleeveless A

Step 6. Configuration

For 48" wide (48)

- AA** 30" box/file left, open right
- AB** open left, 30" box/file right

For 60" wide (60)

- AA** 30" box/file left, open right
- AB** open left, 30" box/file right
- AC** 36" box/file left, open right
- AD** open left, 36" box/file right

For 66" wide (66) or 72" wide (72)

- AC** 36" box/file left, open right
- AD** open left, 36" box/file right
- AE** 42" box/file left, open right A
- AF** open left, 42" box/file right A

Step 7. Front Material

- P** painted metal front
- L** laminate front
- W** veneer front A

Step 8. Top

For painted metal front (P) or laminate front (L)

- NT** no top
- 03** 3/8" laminate top
- 04** 3/8" veneer top A
- 06** 1 1/4" laminate top
- 07** 1 1/4" veneer top A

For veneer front (W)

- NT** no top
- 04** 3/8" veneer top A
- 07** 1 1/4" veneer top A

Step 9. Lock

- L** lock

Prices for Steps 1-9.

	2AAPNTL	2AAP03L	2AAP04L	2AAP06L	2AAP07L	2AALNTL
FM73A. 48 20	\$2265	2377	2601	2161	2385	2422
60 20	\$2472	2583	2804	2367	2588	2641
	2AAL03L	2AAL04L	2AAL06L	2AAL07L	2AAWNTL	2AAW04L
FM73A. 48 20	\$2534	2758	2318	2541	2983	3318
60 20	\$2752	2922	2536	2705	3288	3624
	2AAW07L	2ABPNTL	2ABP03L	2ABP04L	2ABP06L	2ABP07L
FM73A. 48 20	\$3101	2265	2377	2601	2161	2385
60 20	\$3407	2472	2583	2807	2367	2588
	2ABLNTL	2ABL03L	2ABL04L	2ABL06L	2ABL07L	2ABWNTL
FM73A. 48 20	\$2422	2534	2758	2318	2541	2983
60 20	\$2641	2752	2922	2536	2705	3288
	2ABW04L	2ABW07L	2ACPNTL	2ACP03L	2ACP04L	2ACP06L
FM73A. 48 20	\$3318	3101	—	—	—	—
60 20	\$3624	3407	2538	2649	2875	2433
66 20	—	—	\$2569	2681	2904	2465
72 20	—	—	\$2610	2721	2944	2505
	2ACP07L	2ACLNTL	2ACLO3L	2ACLO4L	2ACLO6L	2ACLO7L
FM73A. 60 20	\$2659	2725	2836	3060	2620	2844
66 20	\$2688	2745	2858	3082	2641	2866
72 20	\$2728	2789	2900	3125	2684	2907
	2ACWNTL	2ACW04L	2ACW07L	2AEPNTL	2AEP03L	2AEP04L
FM73A. 60 20	\$3378	3715	3499	—	—	—

Metal Low Credenza, Open with Drawers *continued*

66 20	\$3495	3830	3613	2667	2778	3001
72 20	\$3593	3929	3712	2709	2821	3044
	2AEP06L	2AEP07L	2AELN1L	2AEL03L	2AEL04L	2AEL06L
FM73A.66 20	\$2562	2785	2847	2960	3184	2743
72 20	\$2605	2828	2892	3003	3341	2787
	2AEL07L	2AEWN1L	2AEW04L	2AEW07L	2ADPN1L	2ADP03L
FM73A.60 20	—	—	—	—	\$2538	2649
66 20	\$2968	3609	3945	3729	2569	2681
72 20	\$3125	3710	4046	3830	2610	2721
	2ADP04L	2ADP06L	2ADP07L	2ADLN1L	2ADL03L	2ADL04L
FM73A.60 20	\$2875	2433	2659	2725	2836	3060
66 20	\$2904	2465	2688	2745	2858	3082
72 20	\$2944	2505	2728	2789	2900	3125
	2ADL06L	2ADL07L	2ADWN1L	2ADW04L	2ADW07L	2AFPNTL
FM73A.60 20	\$2620	2844	3378	3715	3499	—
66 20	\$2641	2866	3495	3830	3613	2667
72 20	\$2684	2907	3593	3929	3712	2709
	2AFP03L	2AFP04L	2AFP06L	2AFP07L	2AFLN1L	2AFL03L
FM73A.66 20	\$2778	3001	2562	2785	2847	2960
72 20	\$2821	3044	2605	2828	2892	3003
	2AFL04L	2AFL06L	2AFL07L	2AFWN1L	2AFW04L	2AFW07L
FM73A.66 20	\$3184	2743	2968	3609	3945	3729
72 20	\$3229	2787	3125	3710	4046	3830
	4AAPNTL	4AAP03L	4AAP04L	4AAP06L	4AAP07L	4AALN1L
FM73A.48 20	\$2406	2517	2741	2301	2525	2563
60 20	\$2612	2724	2947	2508	2731	2781
	4AAL03L	4AAL04L	4AAL06L	4AAL07L	4AAWN1L	4AAW04L
FM73A.48 20	\$2674	2898	2458	2682	3122	3458
60 20	\$2893	3118	2677	2901	3428	3764
	4AAW07L	4ABPN1L	4ABP03L	4ABP04L	4ABP06L	4ABP07L
FM73A.48 20	\$3242	2406	2517	2741	2301	2525
60 20	\$3548	2612	2724	2947	2508	2731
	4ABLNTL	4ABL03L	4ABL04L	4ABL06L	4ABL07L	4ABWN1L
FM73A.48 20	\$2517	2674	2898	2458	2682	3122
60 20	\$2781	2893	3118	2677	2901	3428

	4ABW04L	4ABW07L	4ACPNTL	4ACP03L	4ACP04L	4ACP06L
FM73A.48 20	\$3458	3242	—	—	—	—
60 20	\$3764	3548	2678	2791	3015	2575
66 20	—	—	\$2706	2820	3043	2604
72 20	—	—	\$2748	2861	3085	2644
	4ACP07L	4ACLNTL	4ACL03L	4ACL04L	4ACL06L	4ACL07L
FM73A.60 20	\$2798	2865	2976	3200	2760	2984
66 20	\$2827	2884	2995	3219	2779	3002
72 20	\$2869	2929	3040	3263	2824	3047
	4ACWN1L	4ACW04L	4ACW07L	4AEPNTL	4AEP03L	4AEP04L
FM73A.60 20	\$3517	3855	3638	—	—	—
66 20	\$3664	3999	3784	2802	2917	3139
72 20	\$3732	4069	3853	2847	2960	3184
	4AEP06L	4AEP07L	4AELN1L	4AEL03L	4AEL04L	4AEL06L
FM73A.66 20	\$2699	2923	2986	3097	3321	2881
72 20	\$2743	2968	3033	3145	3369	2929
	4AEL07L	4AEWN1L	4AEW04L	4AEW07L	4ADPN1L	4ADP03L
FM73A.60 20	—	—	—	—	\$2678	2791
66 20	\$3104	3746	4082	3865	2706	2820
72 20	\$3152	3894	4186	3969	2748	2861
	4ADP04L	4ADP06L	4ADP07L	4ADLN1L	4ADL03L	4ADL04L
FM73A.60 20	\$3015	2575	2798	2865	2976	3200
66 20	\$3043	2604	2827	2884	2995	3219
72 20	\$3085	2644	2869	2929	3040	3263
	4ADL06L	4ADL07L	4ADWN1L	4ADW04L	4ADW07L	4AFPNTL
FM73A.60 20	\$2760	2984	3517	3855	3638	—
66 20	\$2779	3002	3664	3999	3784	2802
72 20	\$2824	3047	3732	4069	3853	2847
	4AFP03L	4AFP04L	4AFP06L	4AFP07L	4AFLN1L	4AFL03L
FM73A.66 20	\$2917	3139	2699	2923	2986	3097
72 20	\$2960	3184	2743	2968	3033	3145
	4AFL04L	4AFL06L	4AFL07L	4AFWN1L	4AFW04L	4AFW07L
FM73A.66 20	\$3321	2881	3104	3746	4082	3865
72 20	\$3369	2929	3152	3894	4186	3969
	5AAPNTL	5AAP03L	5AAP04L	5AAP06L	5AAP07L	5AALN1L
FM73A.48 20	\$2352	2463	2687	2247	2471	2509
60 20	\$2558	2670	2893	2454	2677	2727

Metal Low Credenza, Open with Drawers *continued*

Canvas Office Landscape® Metal Case Credenzas

	5AAL03L	5AAL04L	5AAL06L	5AAL07L	5AAWNTL	5AAW04L
FM73A.48 20	\$2620	2844	2404	2628	3068	3404
60 20	\$2839	3064	2623	2847	3374	3710

	5AAW07L	5ABPNTL	5ABP03L	5ABP04L	5ABP06L	5ABP07L
FM73A.48 20	\$3188	2352	2463	2687	2247	2471
60 20	\$3494	2558	2670	2893	2454	2677

	5ABLNTL	5ABL03L	5ABL04L	5ABL06L	5ABL07L	5ABWNTL
FM73A.48 20	\$2509	2620	2844	2404	2628	3068
60 20	\$2727	2839	3064	2623	2847	3374

	5ABW04L	5ABW07L	5ACPNTL	5ACP03L	5ACP04L	5ACP06L
FM73A.48 20	\$3404	3188	—	—	—	—
60 20	\$3710	3494	2624	2737	2961	2521
66 20	—	—	\$2651	2766	2989	2548
72 20	—	—	\$2694	2807	3031	2590

	5ACP07L	5ACLNTL	5ACL03L	5ACL04L	5ACL06L	5ACL07L
FM73A.60 20	\$2744	2810	2922	3146	2705	2930
66 20	\$2773	2830	2941	3165	2725	2948
72 20	\$2815	2875	2986	3209	2770	2993

	5ACWNTL	5ACW04L	5ACW07L	5AEPNTL	5AEP03L	5AEP04L
FM73A.60 20	\$3463	3801	3584	—	—	—
66 20	\$3610	3946	3730	2748	2862	3085
72 20	\$3678	4015	3798	2793	2905	3130

	5AEP06L	5AEP07L	5AELNTL	5AEL03L	5AEL04L	5AEL06L
FM73A.66 20	\$2645	2869	2932	3043	3267	2827
72 20	\$2689	2913	2979	3091	3314	2875

	5AEL07L	5AEWNTL	5AEW04L	5AEW07L	5ADPNTL	5ADP03L
FM73A.60 20	—	—	—	—	\$2624	2737
66 20	\$3050	3692	4027	3811	2651	2766
72 20	\$3098	3840	4131	3915	2694	2807

	5ADP04L	5ADP06L	5ADP07L	5ADLNTL	5ADL03L	5ADL04L
FM73A.60 20	\$2961	2521	2744	2810	2922	3146
66 20	\$2989	2548	2773	2830	2941	3165
72 20	\$3031	2590	2815	2875	2986	3209

	5ADL06L	5ADL07L	5ADWNTL	5ADW04L	5ADW07L	5AFPNTL
FM73A.60 20	\$2705	2930	3463	3801	3584	—
66 20	\$2725	2948	3610	3946	3730	2748
72 20	\$2770	2993	3678	4015	3798	2793

	5AFP03L	5AFP04L	5AFP06L	5AFP07L	5AFLNTL	5AFL03L
FM73A.66 20	\$2862	3085	2645	2869	2932	3043
72 20	\$2905	3130	2689	2913	2979	3091

	5AFL04L	5AFL06L	5AFL07L	5AFWNTL	5AFW04L	5AFW07L
FM73A.66 20	\$3267	2827	3050	3692	4027	3811
72 20	\$3314	2875	3098	3840	4131	3915

	2AAPNTL	2AAP03L	2AAP04L	2AAP06L	2AAP07L	2AALNTL
FM73K.48 20	\$2265	2377	2601	2161	2385	2422
60 20	\$2472	2583	2804	2367	2588	2641

	2AAL03L	2AAL04L	2AAL06L	2AAL07L	2AAWNTL	2AAW04L
FM73K.48 20	\$2534	2758	2318	2541	2983	3318
60 20	\$2752	2922	2536	2705	3288	3624

	2AAW07L	2ABPNTL	2ABP03L	2ABP04L	2ABP06L	2ABP07L
FM73K.48 20	\$3101	2265	2377	2601	2161	2385
60 20	\$3407	2472	2583	2807	2367	2588

	2ABLNTL	2ABL03L	2ABL04L	2ABL06L	2ABL07L	2ABWNTL
FM73K.48 20	\$2422	2534	2758	2318	2541	2983
60 20	\$2641	2752	2922	2536	2705	3288

	2ABW04L	2ABW07L	2ACPNTL	2ACP03L	2ACP04L	2ACP06L
FM73K.48 20	\$3318	3101	—	—	—	—
60 20	\$3624	3407	2538	2649	2875	2433
66 20	—	—	\$2569	2681	2904	2465
72 20	—	—	\$2610	2721	2944	2505

	2ACP07L	2ACLNTL	2ACL03L	2ACL04L	2ACL06L	2ACL07L
FM73K.60 20	\$2659	2725	2836	3060	2620	2844
66 20	\$2688	2745	2858	3082	2641	2866
72 20	\$2728	2789	2900	3125	2684	2907

	2ACWNTL	2ACW04L	2ACW07L	2AEPNTL	2AEP03L	2AEP04L
FM73K.60 20	\$3378	3715	3499	—	—	—
66 20	\$3495	3830	3613	2667	2778	3001
72 20	\$3593	3929	3712	2709	2821	3044

	2AEP06L	2AEP07L	2AELNTL	2AEL03L	2AEL04L	2AEL06L
FM73K.66 20	\$2562	2785	2847	2960	3184	2743
72 20	\$2605	2828	2892	3003	3341	2787

	2AEL07L	2AEWNTL	2AEW04L	2AEW07L	2ADPNTL	2ADP03L
FM73K.60 20	—	—	—	—	\$2538	2649
66 20	\$2968	3609	3945	3729	2569	2681

Metal Low Credenza, Open with Drawers *continued*

72 20	\$3125	3710	4046	3830	2610	2721
	2ADP04L	2ADP06L	2ADP07L	2ADLNTL	2ADL03L	2ADL04L
FM73K.60 20	\$2875	2433	2659	2725	2836	3060
66 20	\$2904	2465	2688	2745	2858	3082
72 20	\$2944	2505	2728	2789	2900	3125
	2ADL06L	2ADL07L	2ADWNTL	2ADW04L	2ADW07L	2AFPNTL
FM73K.60 20	\$2620	2844	3378	3715	3499	—
66 20	\$2641	2866	3495	3830	3613	2667
72 20	\$2684	2907	3593	3929	3712	2709
	2AFP03L	2AFP04L	2AFP06L	2AFP07L	2AFLNTL	2AFL03L
FM73K.66 20	\$2778	3001	2562	2785	2847	2960
72 20	\$2821	3044	2605	2828	2892	3003
	2AFL04L	2AFL06L	2AFL07L	2AFWNTL	2AFW04L	2AFW07L
FM73K.66 20	\$3184	2743	2968	3609	3945	3729
72 20	\$3229	2787	3125	3710	4046	3830
	4AAPNTL	4AAP03L	4AAP04L	4AAP06L	4AAP07L	4AALNTL
FM73K.48 20	\$2406	2517	2741	2301	2525	2563
60 20	\$2612	2724	2947	2508	2731	2781
	4AAL03L	4AAL04L	4AAL06L	4AAL07L	4AAWNTL	4AAW04L
FM73K.48 20	\$2674	2898	2458	2682	3122	3458
60 20	\$2893	3118	2677	2901	3428	3764
	4AAW07L	4ABPNTL	4ABP03L	4ABP04L	4ABP06L	4ABP07L
FM73K.48 20	\$3242	2406	2517	2741	2301	2525
60 20	\$3548	2612	2724	2947	2508	2731
	4ABLNTL	4ABL03L	4ABL04L	4ABL06L	4ABL07L	4ABWNTL
FM73K.48 20	\$2563	2674	2898	2458	2682	3122
60 20	\$2781	2893	3118	2677	2901	3428
	4ABW04L	4ABW07L	4ACPNTL	4ACP03L	4ACP04L	4ACP06L
FM73K.48 20	\$3458	3242	—	—	—	—
60 20	\$3764	3548	2678	2791	3015	2575
66 20	—	—	\$2706	2820	3043	2604
72 20	—	—	\$2748	2861	3085	2644
	4ACP07L	4ACLNTL	4ACL03L	4ACL04L	4ACL06L	4ACL07L
FM73K.60 20	\$2798	2865	2976	3200	2760	2984
66 20	\$2827	2884	2995	3219	2779	3002
72 20	\$2869	2929	3040	3263	2824	3047

	4ACWNTL	4ACW04L	4ACW07L	4AEPNTL	4AEP03L	4AEP04L
FM73K.60 20	\$3517	3855	3638	—	—	—
66 20	\$3664	3999	3784	2802	2917	3139
72 20	\$3732	4069	3853	2847	2960	3184
	4AEP06L	4AEP07L	4AELNTL	4AEL03L	4AEL04L	4AEL06L
FM73K.66 20	\$2699	2923	2986	3097	3321	2881
72 20	\$2743	2968	3033	3145	3369	2929
	4AEL07L	4AEWNTL	4AEW04L	4AEW07L	4ADPNTL	4ADP03L
FM73K.60 20	—	—	—	—	\$2678	2791
66 20	\$3104	3746	4082	3865	2706	2820
72 20	\$3152	3894	4186	3969	2748	2861
	4ADP04L	4ADP06L	4ADP07L	4ADLNTL	4ADL03L	4ADL04L
FM73K.60 20	\$3015	2575	2798	2865	2976	3200
66 20	\$3043	2604	2827	2884	2995	3219
72 20	\$3085	2644	2869	2929	3040	3263
	4ADL06L	4ADL07L	4ADWNTL	4ADW04L	4ADW07L	4AFPNTL
FM73K.60 20	\$2760	2984	3517	3855	3638	—
66 20	\$2779	3002	3664	3999	3784	2802
72 20	\$2824	3047	3732	4069	3853	2847
	4AFP03L	4AFP04L	4AFP06L	4AFP07L	4AFLNTL	4AFL03L
FM73K.66 20	\$2917	3139	2699	2923	2986	3097
72 20	\$2960	3184	2743	2968	3033	3145
	4AFL04L	4AFL06L	4AFL07L	4AFWNTL	4AFW04L	4AFW07L
FM73K.66 20	\$3321	2881	3104	3746	4082	3865
72 20	\$3369	2929	3152	3894	4186	3969
	5AAPNTL	5AAP03L	5AAP04L	5AAP06L	5AAP07L	5AALNTL
FM73K.48 20	\$2352	2463	2687	2247	2471	2509
60 20	\$2558	2670	2893	2454	2677	2727
	5AAL03L	5AAL04L	5AAL06L	5AAL07L	5AAWNTL	5AAW04L
FM73K.48 20	\$2620	2844	2404	2628	3068	3404
60 20	\$2839	3064	2623	2847	3374	3710
	5AAW07L	5ABPNTL	5ABP03L	5ABP04L	5ABP06L	5ABP07L
FM73K.48 20	\$3188	2352	2463	2687	2247	2471
60 20	\$3494	2558	2670	2893	2454	2677
	5ABLNTL	5ABL03L	5ABL04L	5ABL06L	5ABL07L	5ABWNTL
FM73K.48 20	\$2509	2620	2844	2404	2628	3068
60 20	\$2727	2839	3064	2623	2847	3374

Metal Low Credenza, Open with Drawers *continued*

	5ABW04L	5ABW07L	5ACPNTL	5ACP03L	5ACP04L	5ACP06L
FM73K.48 20	\$3404	3188	—	—	—	—
60 20	\$3710	3494	2624	2737	2961	2521
66 20	—	—	\$2651	2766	2989	2548
72 20	—	—	\$2694	2807	3031	2590

	5ACP07L	5ACLNTL	5ACL03L	5ACL04L	5ACL06L	5ACL07L
FM73K.60 20	\$2744	2810	2922	3146	2705	2930
66 20	\$2773	2830	2941	3165	2725	2948
72 20	\$2815	2875	2986	3209	2770	2993

	5ACWNTL	5ACW04L	5ACW07L	5AEPNTL	5AEP03L	5AEP04L
FM73K.60 20	\$3463	3801	3584	—	—	—
66 20	\$3610	3946	3730	2748	2862	3085
72 20	\$3678	4015	3798	2793	2905	3130

	5AEP06L	5AEP07L	5AELNTL	5AEL03L	5AEL04L	5AEL06L
FM73K.66 20	\$2645	2869	2932	3043	3267	2827
72 20	\$2689	2913	2979	3091	3314	2875

	5AEL07L	5AEWNTL	5AEW04L	5AEW07L	5ADPNTL	5ADP03L
FM73K.60 20	—	—	—	—	\$2624	2737
66 20	\$3050	3692	4027	3811	2651	2766
72 20	\$3098	3840	4131	3915	2694	2807

	5ADP04L	5ADP06L	5ADP07L	5ADLNTL	5ADL03L	5ADL04L
FM73K.60 20	\$2961	2521	2744	2810	2922	3146
66 20	\$2989	2548	2773	2830	2941	3165
72 20	\$3031	2590	2815	2875	2986	3209

	5ADL06L	5ADL07L	5ADWNTL	5ADW04L	5ADW07L	5AFPNTL
FM73K.60 20	\$2705	2930	3463	3801	3584	—
66 20	\$2725	2948	3610	3946	3730	2748
72 20	\$2770	2993	3678	4015	3798	2793

	5AFP03L	5AFP04L	5AFP06L	5AFP07L	5AFLNTL	5AFL03L
FM73K.66 20	\$2862	3085	2645	2869	2932	3043
72 20	\$2905	3130	2689	2913	2979	3091

	5AFL04L	5AFL06L	5AFL07L	5AFWNTL	5AFW04L	5AFW07L
FM73K.66 20	\$3267	2827	3050	3692	4027	3811
72 20	\$3314	2875	3098	3840	4131	3915

Step 10. Paint/Steel Type

SS	smooth paint on smooth steel	+\$0
XS	textured paint on smooth steel	+\$0

Step 11. Surface Finish

Metallic Paint

For smooth paint on smooth steel (SS)

CN	metallic champagne	+\$65
EH	metallic bronze	+\$65
MS	metallic silver	+\$65

Sand Texture Paint

For textured paint on smooth steel (XS)

98	studio white A	+\$0
8Q	folkstone grey A	+\$0
WL	sandstone A	+\$0

Bright Sand Texture Paint

For textured paint on smooth steel (XS)

91	white	+\$0
CL	cool grey neutral A	+\$0
G1	graphite A	+\$0
WN	warm grey neutral	+\$0

Step 12. Front Finish

Solid-Color Laminate

For laminate front (L)

8Q	folkstone grey A	+\$0
91	white	+\$0
98	studio white	+\$0
CL	cool grey neutral A	+\$0
LU	soft white A	+\$0
WL	sandstone A	+\$0
WN	warm grey neutral	+\$0

Linen Laminate

For laminate front (L)

LBM	crisp linen	+\$0
LBN	classic linen	+\$0
LBP	casual linen	+\$0

Mesh Laminate

For laminate front (L)

LBK	pewter mesh	+\$0
LBL	steel mesh	+\$0

Metal Low Credenza, Open with Drawers *continued*

Twill Laminate		
<i>For laminate front (L)</i>		
LBF	neutral twill	+\$0
LBG	sarum twill	+\$0
LBH	earthen twill	+\$0
LBJ	graphite twill	+\$0
LBQ	white twill	+\$0

Wood-Grain Laminate		
<i>For laminate front (L)</i>		
HM	natural maple	+\$0
HP	light anigre A	+\$0
LBA	clear on ash	+\$0
LBB	oak on ash	+\$0
LBC	walnut on ash	+\$0
LBD	dark brown walnut	+\$0
LBE	medium red walnut	+\$0
76	light brown walnut A	+\$0
HX	aged cherry	+\$0
HY	walnut on cherry A	+\$0

Wood Veneer		
<i>For veneer front (W)</i>		
2U	light brown walnut A	+\$0
40	dark brown walnut A	+\$0
ED	aged cherry A	+\$0
EK	medium red walnut A	+\$0
ET	clear on ash A	+\$0
EU	oak on ash A	+\$0
EV	walnut on ash A	+\$0
UL	natural maple A	+\$0
UX	walnut on cherry A	+\$0

Step 13. Top Finish

Solid-Color Laminate		
<i>For 3/8" laminate top (03) or 1 1/4" laminate top (06)</i>		
8Q	folkstone grey A	+\$0
91	white	+\$0
98	studio white	+\$0
CL	cool grey neutral A	+\$0
LU	soft white A	+\$0
WL	sandstone A	+\$0
WN	warm grey neutral	+\$0

Linen Laminate		
<i>For 3/8" laminate top (03) or 1 1/4" laminate top (06)</i>		
LBM	crisp linen	+\$0
LBN	classic linen	+\$0
LBP	casual linen	+\$0

Mesh Laminate		
<i>For 3/8" laminate top (03) or 1 1/4" laminate top (06)</i>		
LBK	pewter mesh	+\$0
LBL	steel mesh	+\$0

Twill Laminate		
<i>For 3/8" laminate top (03) or 1 1/4" laminate top (06)</i>		
LBF	neutral twill	+\$0
LBG	sarum twill	+\$0
LBH	earthen twill	+\$0
LBJ	graphite twill	+\$0
LBQ	white twill	+\$0

Wood-Grain Laminate		
<i>For 3/8" laminate top (03) or 1 1/4" laminate top (06)</i>		
HM	natural maple	+\$0
HP	light anigre A	+\$0
LBA	clear on ash	+\$0
LBB	oak on ash	+\$0
LBC	walnut on ash	+\$0
LBD	dark brown walnut	+\$0
LBE	medium red walnut	+\$0
76	light brown walnut A	+\$0
HX	aged cherry	+\$0
HY	walnut on cherry A	+\$0

Wood Veneer		
<i>For 3/8" veneer top (04) or 1 1/4" veneer top (07)</i>		
2U	light brown walnut A	+\$0
40	dark brown walnut A	+\$0
ED	aged cherry A	+\$0
EK	medium red walnut A	+\$0
ET	clear on ash A	+\$0
EU	oak on ash A	+\$0
EV	walnut on ash A	+\$0
UL	natural maple A	+\$0
UX	walnut on cherry A	+\$0

Metal Low Credenza, Open with Drawers *continued*

Step 14. Base Finish

For 4"-high foot (4) or 4" -high foot sleeveless (5)

8Q	folkstone grey <input type="checkbox"/>	+\$0
98	studio white <input type="checkbox"/>	+\$0
WL	sandstone <input type="checkbox"/>	+\$0
91	white	+\$0
CL	cool grey neutral <input type="checkbox"/>	+\$0
G1	graphite <input type="checkbox"/>	+\$0
WN	warm grey neutral	+\$0

Metallic Paint

CN	metallic champagne	+\$10
EH	metallic bronze	+\$10
MS	metallic silver	+\$10

Step 15. Pull Finish

For arc pull (A.)

NH	brushed nickel	+\$0
NK	black nickel <input type="checkbox"/>	+\$0

For bar pull (K.)

8Q	folkstone grey	+\$0
91	white	+\$0
G1	graphite <input type="checkbox"/>	+\$0
WL	sandstone <input type="checkbox"/>	+\$0
CN	metallic champagne <input type="checkbox"/>	+\$0
MS	metallic silver	+\$0
79	green apple <input type="checkbox"/>	+\$15
MY3	yellow oxide <input type="checkbox"/>	+\$15
RO	red <input type="checkbox"/>	+\$15
TRQ	turquoise <input type="checkbox"/>	+\$15

Step 16. Counterweight

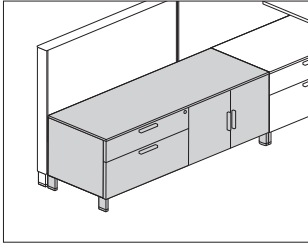
NO	no counterweight	+\$0
CB	counterweight	+\$115

Step 17. Lock Option

KA	keyed alike	+\$0
KC	keyed differently, chrome	+\$0
KD	keyed differently, black	+\$0

Metal Low Credenza, Doors with Drawers

FM74A.
FM74K.



Product Information

Description

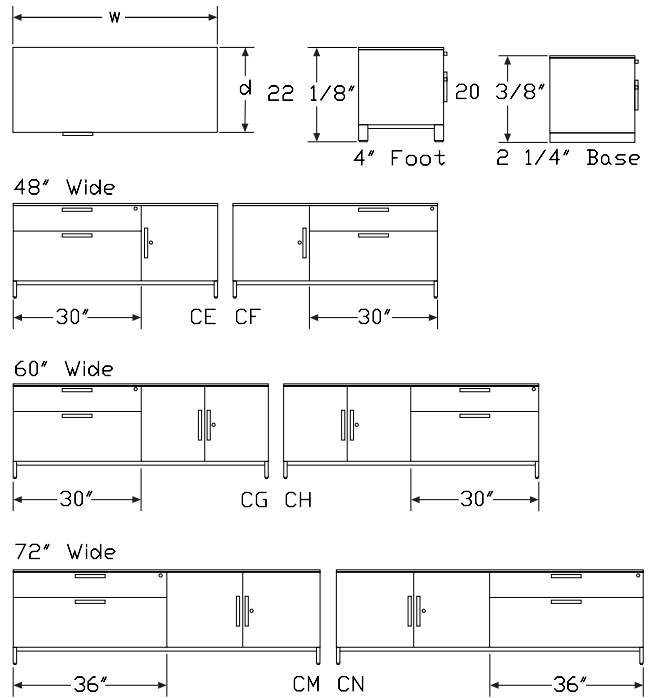
This credenza provides enclosed filing and storage and can be used freestanding or attached to a Canvas wall-based frame to support a frame run. It has a 3/8"-high or 1 1/4"-high laminate or veneer top and a painted steel case. It is available with 4"-high architectural feet, 4"-high sleeveless architectural feet or a 2 1/4"-high base with 1" leveling glides. The credenza has a positive interlock system that permits only 1 drawer to open at a time. Drawers have full-extension ball-bearing slides. The file drawer accommodates front-to-back of letter-, legal, and A4-size hanging files.

Actual credenza widths are 47 7/8", 59 7/8" or 71 7/8"; actual depth is 19 7/8".

Notes

- For additional product options, see Vary Easy Program in Appendices.
- Arc pull option (A.) conforms to guidelines of Americans with Disabilities Act (ADA).
- File drawers are standard with side-to-side hardware. Order front-to-back rail (FM920.) separately.
- Counterweight option (CB) must be specified when a file is not ganged or anchored.
- Grain direction is vertical on veneer and wood-grain laminate fronts.
- Storage compartment with door(s) includes 1 adjustable shelf that adjusts in 1 1/4" increments.
- Order optional metal credenza shelf (FM892.) separately.
- Credenza with 4"-high foot option (4) and 3/8" thin top can be used to support a Canvas wall-based frame. Order support bracket, low credenza-to-frame (FT292.) separately.
- When using credenza to support 1 end of a surface, order 1 of the following products separately:
 - Surface support, low credenza, adjustable height (FT299.)
 - Surface support, low credenza, fixed height (FT298.)
- To cover adjacent credenzas with a single top, specify credenzas with no top option (NT) and order credenza top (FM890.) separately.
- 1 1/4" top (o6 and o7) is not removable and cannot be used to support a Canvas wall-based frame. The 1 1/4" top will add 5/8" to overall height of unit.
- Please note that on the 4" sleeveless architectural foot (5) glides will be more visible.
- To provide temporary guest seating on a credenza, order cushion top (FF891.) separately.
- For keyed-alike locks, see Keyed-Alike Information in Appendices.

Dimensions



Canvas Office Landscape® Metal Case Credenzas

Metal Low Credenza, Doors with Drawers *continued*

Specification Information	
Step 1.	
FM74 <input type="checkbox"/>	
Step 2. Pull Type	
A.	arc pull <input type="checkbox"/>
K.	bar pull <input type="checkbox"/>
Step 3. Width	
48	48" wide <input type="checkbox"/>
60	60" wide <input type="checkbox"/>
72	72" wide <input type="checkbox"/>
Step 4. Depth	
20	20" deep <input type="checkbox"/>
Step 5. Base/Foot Height	
2	2 1/4"-high base <input type="checkbox"/>
4	4"-high foot <input type="checkbox"/>
5	4" -high foot sleeveless <input type="checkbox"/>
Step 6. Configuration	
<i>For 48" wide (48)</i>	
CE	30" box/file left, single door right <input type="checkbox"/>
CF	single door left, 30" box/file right <input type="checkbox"/>
<i>For 60" wide (60)</i>	
CG	30" box/file left, double doors right <input type="checkbox"/>
CH	double doors left, 30" box/file right <input type="checkbox"/>
CM	36" box/file left, double doors right <input type="checkbox"/>
CN	double doors left, 36" box/file right <input type="checkbox"/>
<i>For 72" wide (72)</i>	
CM	36" box/file left, double doors right <input type="checkbox"/>
CN	double doors left, 36" box/file right <input type="checkbox"/>
CS	42" box/file left, double doors right <input type="checkbox"/>
CT	double doors left, 42" box/file right <input type="checkbox"/>
Step 7. Front Material	
P	painted metal front <input type="checkbox"/>
L	laminate front <input type="checkbox"/>
W	veneer front <input type="checkbox"/>

Step 8. Top	
<i>For painted metal front (P) or laminate front (L)</i>	
NT	no top <input type="checkbox"/>
03	3/8" laminate top <input type="checkbox"/>
04	3/8" veneer top <input type="checkbox"/>
06	1 1/4" laminate top <input type="checkbox"/>
07	1 1/4" veneer top <input type="checkbox"/>
<i>For veneer front (W)</i>	
NT	no top <input type="checkbox"/>
04	3/8" veneer top <input type="checkbox"/>
07	1 1/4" veneer top <input type="checkbox"/>
Step 9. Lock	
L	lock <input type="checkbox"/>
Prices for Steps 1-9.	
	2CEPNTL 2CEP03L 2CEP04L 2CEP06L 2CEP07L 2CELNTL
FM74A. 48 20	\$2300 2413 2636 2197 2420 2460
	2CELO3L 2CELO4L 2CELO6L 2CELO7L 2CEWNTL 2CEW04L
FM74A. 48 20	\$2573 2796 2357 2580 3173 3508
	2CEW07L 2CGPNTL 2CGP03L 2CGP04L 2CGP06L 2CGP07L
FM74A. 48 20	\$3292 — — — — —
60 20	— \$2747 2860 3084 2643 2868
	2CGLNTL 2CGL03L 2CGL04L 2CGL06L 2CGL07L 2CGWNTL
FM74A. 60 20	\$2935 3047 3271 2831 3054 3908
	2CGW04L 2CGW07L 2CFPNTL 2CFP03L 2CFP04L 2CFP06L
FM74A. 48 20	— — \$2300 2413 2636 2197
60 20	\$4243 4026 — — — —
	2CFP07L 2CFLNTL 2CFL03L 2CFL04L 2CFL06L 2CFL07L
FM74A. 48 20	\$2420 2460 2573 2796 2357 2580
	2CFWNTL 2CFW04L 2CFW07L 2CHPNTL 2CHP03L 2CHP04L
FM74A. 48 20	\$3173 3508 3292 — — —
60 20	— — — \$2747 2860 3084
	2CHP06L 2CHP07L 2CHLNTL 2CHL03L 2CHL04L 2CHL06L
FM74A. 60 20	\$2643 2868 2935 3047 3271 2831
	2CHL07L 2CHWNTL 2CHW04L 2CHW07L 2CMPNTL 2CMP03L
FM74A. 60 20	\$3054 3908 4243 4026 2987 3098

Metal Low Credenza, Doors with Drawers *continued*

72 20	—	—	—	—	\$2987	3098
	2CMP04L	2CMP06L	2CMP07L	2CMLN1L	2CML03L	2CML04L
FM74A. 60 20	\$3322	2882	3105	3027	3139	3363
72 20	\$3322	2882	3098	3189	3301	3526
	2CML06L	2CML07L	2CMWNTL	2CMW04L	2CMW07L	2CSPNTL
FM74A. 60 20	\$2923	3147	4036	4370	4154	—
72 20	\$3085	3309	4246	4583	4366	3110
	2CSP03L	2CSP04L	2CSP06L	2CSP07L	2CSLNTL	2CSL03L
FM74A. 72 20	\$3223	3447	3006	3231	3322	3434
	2CSL04L	2CSL06L	2CSL07L	2CSWNTL	2CSW04L	2CSW07L
FM74A. 72 20	\$3659	3164	3443	4429	4765	4549
	2CNPNTL	2CNP03L	2CNP04L	2CNP06L	2CNP07L	2CNLNTL
FM74A. 60 20	\$2987	3098	3322	2882	3105	3027
72 20	\$2987	3098	3322	2882	3098	3189
	2CNL03L	2CNL04L	2CNL06L	2CNL07L	2CNWNTL	2CNW04L
FM74A. 60 20	\$3139	3363	2923	3147	4036	4370
72 20	\$3301	3526	3085	3309	4246	4583
	2CNW07L	2CTPNTL	2CTP03L	2CTP04L	2CTP06L	2CTP07L
FM74A. 60 20	\$4154	—	—	—	—	—
72 20	\$4366	3110	3223	3447	3006	3231
	2CTLN1L	2CTL03L	2CTL04L	2CTL06L	2CTL07L	2CTWNTL
FM74A. 72 20	\$3322	3434	3659	3164	3443	4429
	2CTW04L	2CTW07L	4CEPNTL	4CEP03L	4CEP04L	4CEP06L
FM74A. 48 20	—	—	\$2455	2567	2791	2351
72 20	\$4765	4549	—	—	—	—
	4CEP07L	4CELN1L	4CELO3L	4CELO4L	4CELO6L	4CELO7L
FM74A. 48 20	\$2575	2615	2727	2951	2511	2735
	4CEWNTL	4CEW04L	4CEW07L	4CGPNTL	4CGP03L	4CGP04L
FM74A. 48 20	\$3312	3648	3431	—	—	—
60 20	—	—	—	\$2888	2999	3224
	4CGP06L	4CGP07L	4CGLN1L	4CGL03L	4CGL04L	4CGL06L
FM74A. 60 20	\$2783	3007	3076	3187	3411	2971
	4CGL07L	4CGWNTL	4CGW04L	4CGW07L	4CFPNTL	4CFP03L
FM74A. 48 20	—	—	—	—	\$2455	2567

60 20	\$3195	4047	4382	4166	—	—
	4CFP04L	4CFP06L	4CFP07L	4CFLN1L	4CFL03L	4CFL04L
FM74A. 48 20	\$2791	2351	2575	2615	2727	2951
	4CFL06L	4CFL07L	4CFWNTL	4CFW04L	4CFW07L	4CHPNTL
FM74A. 48 20	\$2511	2735	3312	3648	3431	—
60 20	—	—	—	—	—	\$2888
	4CHP03L	4CHP04L	4CHP06L	4CHP07L	4CHLN1L	4CHL03L
FM74A. 60 20	\$2999	3224	2783	3007	3076	3187
	4CHL04L	4CHL06L	4CHL07L	4CHWNTL	4CHW04L	4CHW07L
FM74A. 60 20	\$3411	2971	3195	4047	4382	4166
	4CMPNTL	4CMP03L	4CMP04L	4CMP06L	4CMP07L	4CMLN1L
FM74A. 60 20	\$2980	3091	3203	2875	2987	3172
72 20	\$3127	3239	3462	3023	3246	3328
	4CML03L	4CML04L	4CML06L	4CML07L	4CMWNTL	4CMW04L
FM74A. 60 20	\$3284	3507	3067	3291	4175	4510
72 20	\$3442	3665	3225	3449	4388	4722
	4CMW07L	4CSPNTL	4CSP03L	4CSP04L	4CSP06L	4CSP07L
FM74A. 60 20	\$4294	—	—	—	—	—
72 20	\$4506	3256	3369	3593	3152	3376
	4CSLN1L	4CSL03L	4CSL04L	4CSL06L	4CSL07L	4CSWNTL
FM74A. 72 20	\$3455	3567	3792	3351	3576	4568
	4CSW04L	4CSW07L	4CNPNTL	4CNP03L	4CNP04L	4CNP06L
FM74A. 60 20	—	—	\$2980	3091	3203	2875
72 20	\$4906	4689	3127	3239	3462	3023
	4CNP07L	4CNLN1L	4CNL03L	4CNL04L	4CNL06L	4CNL07L
FM74A. 60 20	\$2987	3172	3284	3507	3067	3291
72 20	\$3246	3328	3442	3665	3225	3449
	4CNWNTL	4CNW04L	4CNW07L	4CTPNTL	4CTP03L	4CTP04L
FM74A. 60 20	\$4175	4510	4294	—	—	—
72 20	\$4388	4722	4506	3256	3369	3593
	4CTP06L	4CTP07L	4CTLN1L	4CTL03L	4CTL04L	4CTL06L
FM74A. 72 20	\$3152	3376	3455	3567	3792	3351
	4CTL07L	4CTWNTL	4CTW04L	4CTW07L	5CEPNTL	5CEP03L
FM74A. 48 20	—	—	—	—	\$2401	2513

Canvas Office Landscape® Metal Case Credenzas

Metal Low Credenza, Doors with Drawers *continued*

Canvas Office Landscape® Metal Case Credenzas

72 20	\$3576	4568	4906	4689	—	—
	5CEP04L	5CEP06L	5CEP07L	5CELNTL	5CELO3L	5CELO4L
FM74A.48 20	\$2737	2297	2521	2561	2673	2897
	5CELO6L	5CELO7L	5CEWNTL	5CEW04L	5CEW07L	5CGPNTL
FM74A.48 20	\$2457	2681	3258	3594	3377	—
60 20	—	—	—	—	—	\$3022
	5CGP03L	5CGP04L	5CGP06L	5CGP07L	5CGLNTL	5CGL03L
FM74A.60 20	\$3133	3357	2917	3141	2834	2945
	5CGL04L	5CGL06L	5CGL07L	5CGWNTL	5CGW04L	5CGW07L
FM74A.60 20	\$3170	2729	2953	3993	4328	4112
	5CFPNTL	5CFP03L	5CFP04L	5CFP06L	5CFP07L	5CFLNTL
FM74A.48 20	\$2401	2513	2737	2297	2521	2561
	5CFL03L	5CFL04L	5CFL06L	5CFL07L	5CFWNTL	5CFW04L
FM74A.48 20	\$2673	2897	2457	2681	3258	3594
	5CFW07L	5CHPNTL	5CHP03L	5CHP04L	5CHP06L	5CHP07L
FM74A.48 20	\$3377	—	—	—	—	—
60 20	—	\$3022	3133	3357	2917	3141
	5CHLNTL	5CHL03L	5CHL04L	5CHL06L	5CHL07L	5CHWNTL
FM74A.60 20	\$2834	2945	3170	2729	2953	3993
	5CHW04L	5CHW07L	5CMPNTL	5CMP03L	5CMP04L	5CMP06L
FM74A.60 20	\$4328	4112	3118	3230	3453	3013
72 20	—	—	\$3274	3388	3611	3171
	5CMP07L	5CMLNTL	5CML03L	5CML04L	5CML06L	5CML07L
FM74A.60 20	\$3237	2926	3037	3149	2821	2933
72 20	\$3395	3073	3185	3408	2969	3192
	5CMWNTL	5CMW04L	5CMW07L	5CSPNTL	5CSP03L	5CSP04L
FM74A.60 20	\$4121	4456	4240	—	—	—
72 20	\$4333	4668	4452	3401	3513	3738
	5CSP06L	5CSP07L	5CSLNTL	5CSL03L	5CSL04L	5CSL06L
FM74A.72 20	\$3297	3522	3202	3314	3538	3098
	5CSL07L	5CSWNTL	5CSW04L	5CSW07L	5CNPNTL	5CNP03L
FM74A.60 20	—	—	—	—	\$3118	3230
72 20	\$3322	4514	4852	4635	3274	3388

	5CNP04L	5CNP06L	5CNP07L	5CNLNTL	5CNL03L	5CNL04L
FM74A.60 20	\$3453	3013	3237	2926	3037	3149
72 20	\$3611	3171	3395	3073	3185	3408
	5CNL06L	5CNL07L	5CNWNTL	5CNW04L	5CNW07L	5CTPNTL
FM74A.60 20	\$2821	2933	4121	4456	4240	—
72 20	\$2969	3192	4333	4668	4452	3401
	5CTP03L	5CTP04L	5CTP06L	5CTP07L	5CTLNTL	5CTL03L
FM74A.72 20	\$3513	3738	3297	3522	3202	3314
	5CTL04L	5CTL06L	5CTL07L	5CTWNTL	5CTW04L	5CTW07L
FM74A.72 20	\$3538	3098	3322	4514	4852	4635
	2CEPNTL	2CEP03L	2CEP04L	2CEP06L	2CEP07L	2CELNTL
FM74K.48 20	\$2300	2413	2636	2197	2420	2460
	2CELO3L	2CELO4L	2CELO6L	2CELO7L	2CEWNTL	2CEW04L
FM74K.48 20	\$2573	2796	2357	2580	3173	3508
	2CEW07L	2CGPNTL	2CGP03L	2CGP04L	2CGP06L	2CGP07L
FM74K.48 20	\$3292	—	—	—	—	—
60 20	—	\$2747	2860	3084	2643	2868
	2CGLNTL	2CGL03L	2CGL04L	2CGL06L	2CGL07L	2CGWNTL
FM74K.60 20	\$2935	3047	3271	2831	3054	3908
	2CGW04L	2CGW07L	2CFPNTL	2CFP03L	2CFP04L	2CFP06L
FM74K.48 20	—	—	\$2300	2413	2636	2197
60 20	\$4243	4026	—	—	—	—
	2CFP07L	2CFLNTL	2CFL03L	2CFL04L	2CFL06L	2CFL07L
FM74K.48 20	\$2420	2460	2573	2796	2357	2580
	2CFWNTL	2CFW04L	2CFW07L	2CHPNTL	2CHP03L	2CHP04L
FM74K.48 20	\$3173	3508	3292	—	—	—
60 20	—	—	—	\$2747	2860	3084
	2CHP06L	2CHP07L	2CHLNTL	2CHL03L	2CHL04L	2CHL06L
FM74K.60 20	\$2643	2868	2935	3047	3271	2831
	2CHL07L	2CHWNTL	2CHW04L	2CHW07L	2CMPNTL	2CMP03L
FM74K.60 20	\$3054	3908	4243	4026	2987	3098
72 20	—	—	—	—	\$2987	3098
	2CMP04L	2CMP06L	2CMP07L	2CMLNTL	2CML03L	2CML04L
FM74K.60 20	\$3322	2882	3105	3027	3139	3363

Metal Low Credenza, Doors with Drawers *continued*

72 20	\$3322	2882	3098	3189	3301	3526
	2CML06L	2CML07L	2CMWNTL	2CMW04L	2CMW07L	2CSPNTL
FM74K.60 20	\$2923	3147	4036	4370	4154	—
72 20	\$3085	3309	4246	4583	4366	3110
	2CSP03L	2CSP04L	2CSP06L	2CSP07L	2CSLNTL	2CSL03L
FM74K.72 20	\$3223	3447	3006	3231	3322	3434
	2CSL04L	2CSL06L	2CSL07L	2CSWNTL	2CSW04L	2CSW07L
FM74K.72 20	\$3659	3164	3443	4429	4765	4549
	2CNPNTL	2CNP03L	2CNP04L	2CNP06L	2CNP07L	2CNLNTL
FM74K.60 20	\$2987	3098	3322	2882	3105	3027
72 20	\$2987	3098	3322	2882	3098	3189
	2CNL03L	2CNL04L	2CNL06L	2CNL07L	2CNWNTL	2CNW04L
FM74K.60 20	\$3139	3363	2923	3147	4036	4370
72 20	\$3301	3526	3085	3309	4246	4583
	2CNW07L	2CTPNTL	2CTP03L	2CTP04L	2CTP06L	2CTP07L
FM74K.60 20	\$4154	—	—	—	—	—
72 20	\$4366	3110	3223	3447	3006	3231
	2CTLNTL	2CTL03L	2CTL04L	2CTL06L	2CTL07L	2CTWNTL
FM74K.72 20	\$3322	3434	3659	3164	3443	4429
	2CTW04L	2CTW07L	4CEPNTL	4CEP03L	4CEP04L	4CEP06L
FM74K.48 20	—	—	\$2455	2567	2791	2351
72 20	\$4765	4549	—	—	—	—
	4CEP07L	4CELNTL	4CELO3L	4CELO4L	4CELO6L	4CELO7L
FM74K.48 20	\$2575	2615	2727	2951	2511	2735
	4CEWNTL	4CEW04L	4CEW07L	4CGPNTL	4CGP03L	4CGP04L
FM74K.48 20	\$3312	3648	3431	—	—	—
60 20	—	—	—	\$2888	2999	3224
	4CGP06L	4CGP07L	4CGLNTL	4CGL03L	4CGL04L	4CGL06L
FM74K.60 20	\$2783	3007	3076	3187	3411	2971
	4CGL07L	4CGWNTL	4CGW04L	4CGW07L	4CFPNTL	4CFP03L
FM74K.48 20	—	—	—	—	\$2455	2567
60 20	\$3195	4047	4382	4166	—	—
	4CFP04L	4CFP06L	4CFP07L	4CFLNTL	4CFL03L	4CFL04L
FM74K.48 20	\$2791	2351	2575	2615	2727	2951

	4CFLO6L	4CFLO7L	4CFWNTL	4CFW04L	4CFW07L	4CHPNTL
FM74K.48 20	\$2511	2735	3312	3648	3431	—
60 20	—	—	—	—	—	\$2888
	4CHP03L	4CHP04L	4CHP06L	4CHP07L	4CHLNTL	4CHL03L
FM74K.60 20	\$2999	3224	2783	3007	3076	3187
	4CHL04L	4CHL06L	4CHL07L	4CHWNTL	4CHW04L	4CHW07L
FM74K.60 20	\$3411	2971	3195	4047	4382	4166
	4CMPNTL	4CMP03L	4CMP04L	4CMP06L	4CMP07L	4CMLNTL
FM74K.60 20	\$2980	3091	3203	2875	2987	3172
72 20	\$3127	3239	3462	3023	3246	3328
	4CML03L	4CML04L	4CML06L	4CML07L	4CMWNTL	4CMW04L
FM74K.60 20	\$3284	3507	3067	3291	4175	4510
72 20	\$3442	3665	3085	3309	4388	4722
	4CMW07L	4CSPNTL	4CSP03L	4CSP04L	4CSP06L	4CSP07L
FM74K.60 20	\$4294	—	—	—	—	—
72 20	\$4506	3256	3369	3593	3152	3376
	4CSLNTL	4CSL03L	4CSL04L	4CSL06L	4CSL07L	4CSWNTL
FM74K.72 20	\$3455	3567	3792	3351	3284	4568
	4CSW04L	4CSW07L	4CNPNTL	4CNP03L	4CNP04L	4CNP06L
FM74K.60 20	—	—	\$2980	3091	3203	2875
72 20	\$4906	4689	3127	3239	3462	3023
	4CNP07L	4CNLNTL	4CNL03L	4CNL04L	4CNL06L	4CNL07L
FM74K.60 20	\$2987	3172	3284	3507	3067	3291
72 20	\$3246	3328	3442	3665	3225	3449
	4CNWNTL	4CNW04L	4CNW07L	4CTPNTL	4CTP03L	4CTP04L
FM74K.60 20	\$4175	4510	4294	—	—	—
72 20	\$4388	4722	4506	3256	3369	3593
	4CTP06L	4CTP07L	4CTLNTL	4CTL03L	4CTL04L	4CTL06L
FM74K.72 20	\$3152	3376	3455	3567	3792	3351
	4CTL07L	4CTWNTL	4CTW04L	4CTW07L	5CEPNTL	5CEP03L
FM74K.48 20	—	—	—	—	\$2401	2513
72 20	\$3576	4568	4906	4689	—	—
	5CEP04L	5CEP06L	5CEP07L	5CELNTL	5CELO3L	5CELO4L
FM74K.48 20	\$2737	2297	2521	2561	2673	2897

Canvas Office Landscape® Metal Case Credenzas

Metal Low Credenza, Doors with Drawers *continued*

Canvas Office Landscape® Metal Case Credenzas

	5CELO6L	5CELO7L	5CEWNTL	5CEW04L	5CEW07L	5CGPNTL
FM74K.48 20	\$2457	2681	3258	3594	3377	—
60 20	—	—	—	—	—	\$3022

	5CGP03L	5CGP04L	5CGP06L	5CGP07L	5CGLN7L	5CGL03L
FM74K.60 20	\$3133	3357	2917	3141	2834	2945

	5CGL04L	5CGL06L	5CGL07L	5CGWNTL	5CGW04L	5CGW07L
FM74K.60 20	\$3170	2729	2953	3993	4328	4112

	5CFPNTL	5CFP03L	5CFP04L	5CFP06L	5CFP07L	5CFLN7L
FM74K.48 20	\$2401	2513	2737	2297	2521	2561

	5CFL03L	5CFL04L	5CFL06L	5CFL07L	5CFWNTL	5CFW04L
FM74K.48 20	\$2673	2897	2457	2681	3258	3594

	5CFW07L	5CHPNTL	5CHP03L	5CHP04L	5CHP06L	5CHP07L
FM74K.48 20	\$3377	—	—	—	—	—
60 20	—	\$3022	3133	3357	2917	3141

	5CHLN7L	5CHL03L	5CHL04L	5CHL06L	5CHL07L	5CHWNTL
FM74K.60 20	\$2834	2945	3170	2729	2953	3993

	5CHW04L	5CHW07L	5CMPNTL	5CMP03L	5CMP04L	5CMP06L
FM74K.60 20	\$4328	4112	3118	3230	3453	3013
72 20	—	—	\$3073	3185	3408	2969

	5CMP07L	5CMLN7L	5CML03L	5CML04L	5CML06L	5CML07L
FM74K.60 20	\$3237	2926	3037	3149	2821	2933
72 20	\$3192	3274	3388	3611	3171	3395

	5CMWNTL	5CMW04L	5CMW07L	5CSPNTL	5CSP03L	5CSP04L
FM74K.60 20	\$4121	4456	4240	—	—	—
72 20	\$4333	4668	4452	3202	3314	3538

	5CSP06L	5CSP07L	5CSLN7L	5CSL03L	5CSL04L	5CSL06L
FM74K.72 20	\$3098	3322	3401	3513	3738	3297

	5CSL07L	5CSWNTL	5CSW04L	5CSW07L	5CNPNTL	5CNP03L
FM74K.60 20	—	—	—	—	\$3118	3230
72 20	\$3522	4514	4852	4635	3073	3185

	5CNP04L	5CNP06L	5CNP07L	5CNLN7L	5CNL03L	5CNL04L
FM74K.60 20	\$3453	3013	3237	2926	3037	3149
72 20	\$3408	2969	3192	3274	3388	3611

	5CNL06L	5CNL07L	5CNWNTL	5CNW04L	5CNW07L	5CTPNTL
FM74K.60 20	\$2821	2933	4121	4456	4240	—
72 20	\$3171	3395	4333	4668	4452	3202

	5CTP03L	5CTP04L	5CTP06L	5CTP07L	5CTLN7L	5CTL03L
FM74K.72 20	\$3314	3538	3098	3322	3401	3513

	5CTL04L	5CTL06L	5CTL07L	5CTWNTL	5CTW04L	5CTW07L
FM74K.72 20	\$3738	3297	3522	4514	4852	4635

Step 10. Paint/Steel Type		
SS	smooth paint on smooth steel	A +\$0
XS	textured paint on smooth steel	A +\$0

Step 11. Surface Finish		
Metallic Paint		
<i>For smooth paint on smooth steel (SS)</i>		
CN	metallic champagne	A +\$65
EH	metallic bronze	A +\$65
MS	metallic silver	A +\$65

<i>For textured paint on smooth steel (XS)</i>		
98	studio white	A +\$0
8Q	folkstone grey	A +\$0
WL	sandstone	A +\$0

<i>For textured paint on smooth steel (XS)</i>		
91	white	A +\$0
CL	cool grey neutral	A +\$0
G1	graphite	A +\$0
WN	warm grey neutral	A +\$0

Step 12. Front Finish		
Solid-Color Laminate		
<i>For laminate front (L)</i>		
8Q	folkstone grey	A +\$0
91	white	A +\$0
98	studio white	+\$0
CL	cool grey neutral	A +\$0
LU	soft white	A +\$0
WL	sandstone	A +\$0
WN	warm grey neutral	A +\$0

Metal Low Credenza, Doors with Drawers *continued*

Linen Laminate

For laminate front (L)

LBM	crisp linen	+\$0
LBN	classic linen	+\$0
LBP	casual linen	+\$0

Mesh Laminate

For laminate front (L)

LBK	pewter mesh	+\$0
LBL	steel mesh	+\$0

Twill Laminate

For laminate front (L)

LBF	neutral twill	+\$0
LBG	sarum twill	+\$0
LBH	earthen twill	+\$0
LBJ	graphite twill	+\$0
LBQ	white twill	+\$0

Wood-Grain Laminate

For laminate front (L)

HM	natural maple <input type="checkbox"/>	+\$0
HP	light anigre <input type="checkbox"/>	+\$0
LBA	clear on ash	+\$0
LBB	oak on ash	+\$0
LBC	walnut on ash	+\$0
LBD	dark brown walnut	+\$0
LBE	medium red walnut	+\$0
76	light brown walnut <input type="checkbox"/>	+\$0
HX	aged cherry <input type="checkbox"/>	+\$0
HY	walnut on cherry <input type="checkbox"/>	+\$0

Wood Veneer

For veneer front (W)

2U	light brown walnut <input type="checkbox"/>	+\$0
40	dark brown walnut <input type="checkbox"/>	+\$0
ED	aged cherry <input type="checkbox"/>	+\$0
EK	medium red walnut <input type="checkbox"/>	+\$0
ET	clear on ash <input type="checkbox"/>	+\$0
EU	oak on ash <input type="checkbox"/>	+\$0
EV	walnut on ash <input type="checkbox"/>	+\$0
UL	natural maple <input type="checkbox"/>	+\$0
UX	walnut on cherry <input type="checkbox"/>	+\$0

Step 13. Top Finish

Solid-Color Laminate

For 3/8" laminate top (03) or 1 1/4" laminate top (06)

8Q	folkstone grey <input type="checkbox"/>	+\$0
91	white <input type="checkbox"/>	+\$0
98	studio white	+\$0
CL	cool grey neutral <input type="checkbox"/>	+\$0
LU	soft white <input type="checkbox"/>	+\$0
WL	sandstone <input type="checkbox"/>	+\$0
WN	warm grey neutral <input type="checkbox"/>	+\$0

Linen Laminate

For 3/8" laminate top (03) or 1 1/4" laminate top (06)

LBM	crisp linen	+\$0
LBN	classic linen	+\$0
LBP	casual linen	+\$0

Mesh Laminate

For 3/8" laminate top (03) or 1 1/4" laminate top (06)

LBK	pewter mesh	+\$0
LBL	steel mesh	+\$0

Twill Laminate

For 3/8" laminate top (03) or 1 1/4" laminate top (06)

LBF	neutral twill	+\$0
LBG	sarum twill	+\$0
LBH	earthen twill	+\$0
LBJ	graphite twill	+\$0
LBQ	white twill	+\$0

Wood-Grain Laminate

For 3/8" laminate top (03) or 1 1/4" laminate top (06)

HM	natural maple <input type="checkbox"/>	+\$0
HP	light anigre <input type="checkbox"/>	+\$0
LBA	clear on ash	+\$0
LBB	oak on ash	+\$0
LBC	walnut on ash	+\$0
LBD	dark brown walnut	+\$0
LBE	medium red walnut	+\$0
76	light brown walnut <input type="checkbox"/>	+\$0
HX	aged cherry <input type="checkbox"/>	+\$0
HY	walnut on cherry <input type="checkbox"/>	+\$0

Metal Low Credenza, Doors with Drawers *continued*

Wood Veneer		
<i>For 3/8" veneer top (04) or 1 1/4" veneer top (07)</i>		
2U	light brown walnut <input type="checkbox"/>	+\$0
40	dark brown walnut <input type="checkbox"/>	+\$0
ED	aged cherry <input type="checkbox"/>	+\$0
EK	medium red walnut <input type="checkbox"/>	+\$0
ET	clear on ash <input type="checkbox"/>	+\$0
EU	oak on ash <input type="checkbox"/>	+\$0
EV	walnut on ash <input type="checkbox"/>	+\$0
UL	natural maple <input type="checkbox"/>	+\$0
UX	walnut on cherry <input type="checkbox"/>	+\$0

Step 14. Base Finish		
<i>For 4"-high foot (4) or 4"-high foot sleeveless (5)</i>		
8Q	folkstone grey <input type="checkbox"/>	+\$0
98	studio white <input type="checkbox"/>	+\$0
WL	sandstone <input type="checkbox"/>	+\$0

Bright Sand Texture Paint		
91	white <input type="checkbox"/>	+\$0
CL	cool grey neutral <input type="checkbox"/>	+\$0
G1	graphite <input type="checkbox"/>	+\$0
WN	warm grey neutral <input type="checkbox"/>	+\$0

Metallic Paint		
CN	metallic champagne <input type="checkbox"/>	+\$10
EH	metallic bronze <input type="checkbox"/>	+\$10
MS	metallic silver <input type="checkbox"/>	+\$10

Step 15. Pull Finish		
<i>For arc pull (A.)</i>		
NH	brushed nickel <input type="checkbox"/>	+\$0
NK	black nickel <input type="checkbox"/>	+\$0

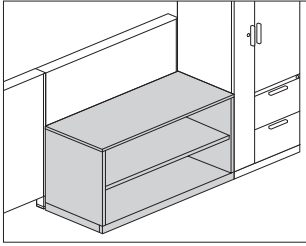
<i>For bar pull (K.)</i>		
8Q	folkstone grey	+\$0
91	white	+\$0
G1	graphite <input type="checkbox"/>	+\$0
WL	sandstone <input type="checkbox"/>	+\$0
CN	metallic champagne <input type="checkbox"/>	+\$0
MS	metallic silver <input type="checkbox"/>	+\$0
79	green apple <input type="checkbox"/>	+\$15
MY3	yellow oxide <input type="checkbox"/>	+\$15
RO	red <input type="checkbox"/>	+\$15
TRQ	turquoise <input type="checkbox"/>	+\$15

Step 16. Counterweight		
NO	no counterweight <input type="checkbox"/>	+\$0
CB	counterweight <input type="checkbox"/>	+\$115

Step 17. Lock Option		
KA	keyed alike <input type="checkbox"/>	+\$0
KC	keyed differently, chrome <input type="checkbox"/>	+\$0
KD	keyed differently, black <input type="checkbox"/>	+\$0

Metal High Credenza, Open

FM800.



Product Information

Description

This freestanding credenza provides open storage. It has a 3/8" or 1 1/4"-high laminate or veneer top and a painted steel case. The credenza has a 2 1/4"-high base with 1" leveling glides.

Actual credenza widths are 29 7/8", 35 7/8", or 41 7/8"; actual depth is 19 7/8".

Notes

For additional product options, see Vary Easy Program® in Appendices.

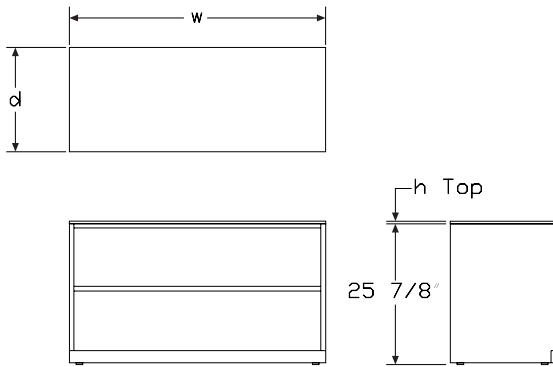
Grain direction is vertical on veneer and wood-grain laminate fronts.

Credenza has no center divider and includes 1 adjustable shelf that adjusts in 1 1/4" increments.

Order optional metal credenza shelf (FM892.) separately.

To cover adjacent credenzas with a single top, specify credenzas with no top option (NT) and order credenza top (FM890.) separately.

Dimensions



Specification Information

Step 1.

FM800. [A]

Step 2. Width

30 30" wide [A]

36 36" wide [A]

42 42" wide [A]

Step 3. Depth

20 20" deep [A]

Step 4. Base Height

2 2 1/4"-high base [A]

Step 5. Top

NT no top [A]

03 3/8" laminate top [A]

04 3/8" veneer top [A]

06 1 1/4" laminate top [A]

07 1 1/4" veneer top [A]

Prices for Steps 1-5.

	2NT	203	204	206	207
FM800. 30 20	\$1188	1298	1518	1248	1459
36 20	\$1280	1390	1609	1336	1547
42 20	\$1418	1527	1747	1468	1679

Step 6. Paint/Steel Type

SS smooth paint on smooth steel [A] +\$0

XS textured paint on smooth steel [A] +\$0

Step 7. Surface Finish

Metallic Paint

For smooth paint on smooth steel (SS)

CN metallic champagne [A] +\$65

EH metallic bronze [A] +\$65

MS metallic silver [A] +\$65

Sand Texture Paint

For textured paint on smooth steel (XS)

98 studio white [A] +\$0

8Q folkstone grey [A] +\$0

WL sandstone [A] +\$0

Metal High Credenza, Open *continued*

Bright Sand Texture Paint
For textured paint on smooth steel (XS)

91	white A	+\$0
CL	cool grey neutral A	+\$0
G1	graphite A	+\$0
WN	warm grey neutral A	+\$0

Step 8. Top Finish

Solid-Color Laminate
For 3/8" laminate top (o3) or 1 1/4" laminate top (o6)

8Q	folkstone grey A	+\$0
91	white A	+\$0
98	studio white	+\$0
CL	cool grey neutral A	+\$0
LU	soft white A	+\$0
WL	sandstone A	+\$0
WN	warm grey neutral A	+\$0

Linen Laminate
For 3/8" laminate top (o3) or 1 1/4" laminate top (o6)

LBM	crisp linen	+\$0
LBN	classic linen	+\$0
LBP	casual linen	+\$0

Mesh Laminate
For 3/8" laminate top (o3) or 1 1/4" laminate top (o6)

LBK	pewter mesh	+\$0
LBL	steel mesh	+\$0

Twill Laminate
For 3/8" laminate top (o3) or 1 1/4" laminate top (o6)

LBF	neutral twill	+\$0
LBG	sarum twill	+\$0
LBH	earthen twill	+\$0
LBJ	graphite twill	+\$0
LBQ	white twill	+\$0

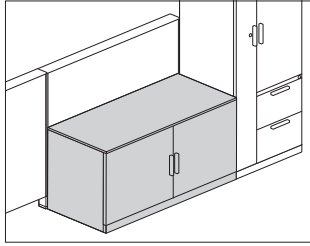
Wood-Grain Laminate
For 3/8" laminate top (o3) or 1 1/4" laminate top (o6)

HM	natural maple A	+\$0
HP	light anigre A	+\$0
LBA	clear on ash	+\$0
LBB	oak on ash	+\$0
LBC	walnut on ash	+\$0
LBD	dark brown walnut	+\$0
LBE	medium red walnut	+\$0
76	light brown walnut A	+\$0
HX	aged cherry A	+\$0
HY	walnut on cherry A	+\$0

Wood Veneer
For 3/8" veneer top (o4) or 1 1/4" veneer top (o7)

2U	light brown walnut A	+\$0
40	dark brown walnut A	+\$0
ED	aged cherry A	+\$0
EK	medium red walnut A	+\$0
ET	clear on ash A	+\$0
EU	oak on ash A	+\$0
EV	walnut on ash A	+\$0
UL	natural maple A	+\$0
UX	walnut on cherry A	+\$0

Metal High Credenza, with Doors **FM80A.**
FM80K.



Product Information

Description

This freestanding credenza provides enclosed storage. It has a 3/8"- or 1 1/4"-high laminate or veneer top and a painted steel case with painted, laminate, or veneer front. The credenza has a 2 1/4"-high base with 1" leveling glides.

Notes

For additional product options, see Vary Easy Program® in Appendices.

Arc pull option (A.) conforms to guidelines of Americans with Disabilities Act (ADA).

Grain direction is vertical on veneer and wood-grain laminate fronts.

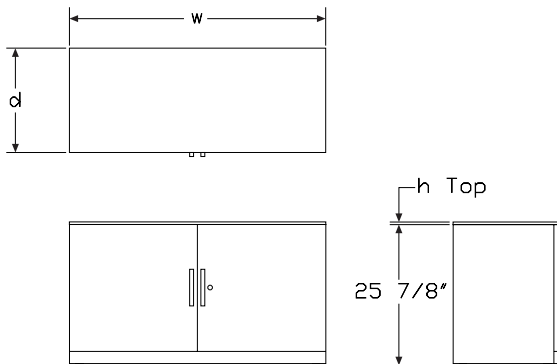
Credenza has no center divider and includes 1 adjustable shelf that adjusts in 1 1/4" increments.

Order optional metal credenza shelf (FM892.) separately.

To cover adjacent credenzas with a single top, specify credenzas with no top option (NT) and order credenza top (FM890.) separately.

For keyed-alike locks, see Keyed-Alike Information in Appendices.

Dimensions



Specification Information

Step 1.

FM80 A

Step 2. Pull Type

A. arc pull A

K. bar pull A

Step 3. Width

30 30" wide A

36 36" wide A

42 42" wide A

Step 4. Depth

20 20" deep A

Step 5. Base Height

2 2 1/4"-high base A

Step 6. Door Material

P painted door A

L laminate doors A

W veneer doors A

Step 7. Top

For painted door (P) or laminate doors (L)

NT no top A

03 3/8" laminate top A

04 3/8" veneer top A

06 1 1/4" laminate top A

For veneer doors (W)

NT no top A

04 3/8" veneer top A

07 1 1/4" veneer top A

Step 8. Lock

L lock A

Prices for Steps 1-8.

	2PNTL	2P03L	2P04L	2P06L	2LNTL	2L03L
FM80A. 30 20	\$1314	1424	1644	1369	1457	1567
36 20	\$1405	1516	1736	1457	1557	1667
42 20	\$1545	1654	1873	1590	1710	1819

Metal High Credenza, with Doors

continued

	2L04L	2L06L	2WN7L	2W04L	2W07L
FM80A.30 20	\$1787	1506	2146	2475	2379
36 20	\$1887	1603	2304	2633	2633
42 20	\$2038	1749	2545	2875	2764

	2PNTL	2P03L	2P04L	2P06L	2LNTL	2L03L
FM80K.30 20	\$1314	1424	1644	1369	1457	1567
36 20	\$1405	1516	1736	1457	1557	1667
42 20	\$1545	1654	1873	1590	1710	1819

	2L04L	2L06L	2WN7L	2W04L	2W07L
FM80K.30 20	\$1787	1506	2146	2475	2379
36 20	\$1887	1603	2304	2633	2531
42 20	\$2038	1749	2545	2875	2764

Step 9. Paint/Steel Type		
SS	smooth paint on smooth steel <input type="checkbox"/>	+\$0
XS	textured paint on smooth steel <input type="checkbox"/>	+\$0

Step 10. Surface Finish

Metallic Paint		
<i>For smooth paint on smooth steel (SS)</i>		
CN	metallic champagne <input type="checkbox"/>	+\$65
EH	metallic bronze <input type="checkbox"/>	+\$65
MS	metallic silver <input type="checkbox"/>	+\$65

Sand Texture Paint		
<i>For textured paint on smooth steel (XS)</i>		
98	studio white <input type="checkbox"/>	+\$0
8Q	folkstone grey <input type="checkbox"/>	+\$0
WL	sandstone <input type="checkbox"/>	+\$0

Bright Sand Texture Paint		
<i>For textured paint on smooth steel (XS)</i>		
91	white <input type="checkbox"/>	+\$0
CL	cool grey neutral <input type="checkbox"/>	+\$0
G1	graphite <input type="checkbox"/>	+\$0
WN	warm grey neutral <input type="checkbox"/>	+\$0

Step 11. Front Finish

Solid-Color Laminate		
<i>For laminate doors (L)</i>		
8Q	folkstone grey <input type="checkbox"/>	+\$0
91	white <input type="checkbox"/>	+\$0
98	studio white	+\$0
CL	cool grey neutral <input type="checkbox"/>	+\$0
LU	soft white <input type="checkbox"/>	+\$0
WL	sandstone <input type="checkbox"/>	+\$0
WN	warm grey neutral <input type="checkbox"/>	+\$0

Linen Laminate		
<i>For laminate doors (L)</i>		
LBM	crisp linen	+\$0
LBN	classic linen	+\$0
LBP	casual linen	+\$0

Mesh Laminate		
<i>For laminate doors (L)</i>		
LBK	pewter mesh	+\$0
LBL	steel mesh	+\$0

For laminate doors (L)		
LBF	neutral twill	+\$0
LBG	sarum twill	+\$0
LBH	earthen twill	+\$0
LBJ	graphite twill	+\$0
LBQ	white twill	+\$0

Wood-Grain Laminate		
<i>For laminate doors (L)</i>		
HM	natural maple <input type="checkbox"/>	+\$0
HP	light anigre <input type="checkbox"/>	+\$0
LBA	clear on ash	+\$0
LBB	oak on ash	+\$0
LBC	walnut on ash	+\$0
LBD	dark brown walnut	+\$0
LBE	medium red walnut	+\$0
76	light brown walnut <input type="checkbox"/>	+\$0
HX	aged cherry <input type="checkbox"/>	+\$0
HY	walnut on cherry <input type="checkbox"/>	+\$0

Metal High Credenza, with Doors

continued

Wood Veneer

For veneer doors (W)

2U	light brown walnut <input type="checkbox"/>	+\$0
40	dark brown walnut <input type="checkbox"/>	+\$0
ED	aged cherry <input type="checkbox"/>	+\$0
EK	medium red walnut <input type="checkbox"/>	+\$0
ET	clear on ash <input type="checkbox"/>	+\$0
EU	oak on ash <input type="checkbox"/>	+\$0
EV	walnut on ash <input type="checkbox"/>	+\$0
UL	natural maple <input type="checkbox"/>	+\$0
UX	walnut on cherry <input type="checkbox"/>	+\$0

Step 12. Top Finish

Solid-Color Laminate

For 3/8" laminate top (03) or 1 1/4" laminate top (06)

8Q	folkstone grey <input type="checkbox"/>	+\$0
91	white <input type="checkbox"/>	+\$0
98	studio white	+\$0
CL	cool grey neutral <input type="checkbox"/>	+\$0
LU	soft white <input type="checkbox"/>	+\$0
WL	sandstone <input type="checkbox"/>	+\$0
WN	warm grey neutral <input type="checkbox"/>	+\$0

Linon Laminate

For 3/8" laminate top (03) or 1 1/4" laminate top (06)

LBM	crisp linon	+\$0
LBN	classic linon	+\$0
LBP	casual linon	+\$0

Mesh Laminate

For 3/8" laminate top (03) or 1 1/4" laminate top (06)

LBK	pewter mesh	+\$0
LBL	steel mesh	+\$0

Twill Laminate

For 3/8" laminate top (03) or 1 1/4" laminate top (06)

LBF	neutral twill	+\$0
LBG	sarum twill	+\$0
LBH	earthen twill	+\$0
LBJ	graphite twill	+\$0
LBQ	white twill	+\$0

Wood-Grain Laminate

For 3/8" laminate top (03) or 1 1/4" laminate top (06)

HM	natural maple <input type="checkbox"/>	+\$0
HP	light anigre <input type="checkbox"/>	+\$0
LBA	clear on ash	+\$0
LBB	oak on ash	+\$0
LBC	walnut on ash	+\$0
LBD	dark brown walnut	+\$0
LBE	medium red walnut	+\$0
76	light brown walnut <input type="checkbox"/>	+\$0
HX	aged cherry <input type="checkbox"/>	+\$0
HY	walnut on cherry <input type="checkbox"/>	+\$0

Wood Veneer

For 3/8" veneer top (04) or 1 1/4" veneer top (07)

2U	light brown walnut <input type="checkbox"/>	+\$0
40	dark brown walnut <input type="checkbox"/>	+\$0
ED	aged cherry <input type="checkbox"/>	+\$0
EK	medium red walnut <input type="checkbox"/>	+\$0
ET	clear on ash <input type="checkbox"/>	+\$0
EU	oak on ash <input type="checkbox"/>	+\$0
EV	walnut on ash <input type="checkbox"/>	+\$0
UL	natural maple <input type="checkbox"/>	+\$0
UX	walnut on cherry <input type="checkbox"/>	+\$0

Step 13. Pull Finish

For arc pull (A.)

NH	brushed nickel <input type="checkbox"/>	+\$0
NK	black nickel <input type="checkbox"/>	+\$0

For bar pull (K.)

8Q	folkstone grey	+\$0
91	white	+\$0
G1	graphite <input type="checkbox"/>	+\$0
WL	sandstone <input type="checkbox"/>	+\$0
CN	metallic champagne <input type="checkbox"/>	+\$0
MS	metallic silver <input type="checkbox"/>	+\$0
79	green apple <input type="checkbox"/>	+\$15
MY3	yellow oxide <input type="checkbox"/>	+\$15
RO	red <input type="checkbox"/>	+\$15
TRQ	turquoise <input type="checkbox"/>	+\$15

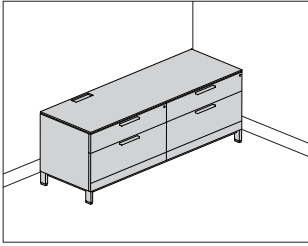
Step 14. Lock Option

KA	keyed alike <input type="checkbox"/>	+\$0
KC	keyed differently, chrome <input type="checkbox"/>	+\$0
KD	keyed differently, black <input type="checkbox"/>	+\$0

Canvas Office Landscape® Metal Case Credenzas

Powered Metal Low Credenza,
with Drawers

FMP72A
FMP72K



Product Information

Description

This powered credenza provides enclosed filing and storage and can be used freestanding, to support 1 end of a surface, or attached to a Canvas wall-based frame to support a frame run. It has a 3/8"-high laminate or veneer top and a painted steel case with a painted, laminate, or veneer front. The credenza is available with 4"-high architectural feet with 1" leveling glides and has a positive interlock system that permits only 1 drawer to open at a time. Drawers have full-extension ball-bearing slides. The file drawer(s) accommodate side-to-side and front-to-back filing of letter-, legal, and A4-size hanging files. Connect™ power distributors with modular ends are ordered and installed separately.

Actual powered credenza widths are 59 3/4", or 71 3/4"; actual depth is 19 7/8".

Notes

For additional product options, see Vary Easy Program in Appendices.

Arc pull option (A.) conforms to guidelines of Americans with Disabilities Act (ADA).

Grain direction is vertical on veneer and wood-grain laminate fronts.

60"-and 72"-wide credenzas have 2 box drawers and 2 file drawers.

Credenza with 4"-high foot option (4) and 3/8" thin top can be used to support a Canvas wall-based frame. Order support bracket, low credenza-to-frame (FT292.) separately.

When using credenza to support 1 end of a surface, order 1 of the following products separately:

- Surface support, low credenza, adjustable height (FT299.)
- Surface support, low credenza, fixed height (FT298.)

To cover adjacent credenzas with a single top, specify credenzas with no top option (NT) and order credenza top (FM890.) separately.

To provide temporary guest seating on a credenza, order cushion top (FF891.) separately.

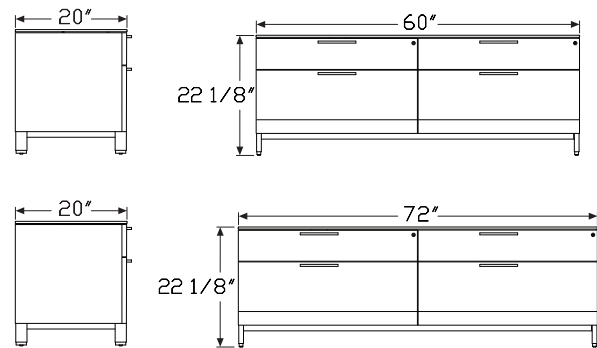
Order the following products separately:

- Connect - S310 electrical unit with connect modular connection (Y1329.)
- Connect - power entry, 4-circuit (Y1351.)
- Connect - junction block to junction block jumper, 4-circuit (Y1353.)
- Connect - H-block connector, 4-circuit (Y1354.H)

Powered credenzas must be ganged together.

For keyed-alike locks, see Keyed-Alike Information in Appendices.

Dimensions



Powered Metal Low Credenza,
with Drawers *continued*

Specification Information	
Step 1.	
FMP72 <input type="checkbox"/>	
Step 2. Pull Type	
A.	arc pull <input type="checkbox"/>
K.	bar pull <input type="checkbox"/>
Step 3. Width	
60	60" wide <input type="checkbox"/>
72	72" wide <input type="checkbox"/>
Step 4. Depth	
20	20" deep <input type="checkbox"/>
Step 5. Base/Foot Height	
4	4"-high foot <input type="checkbox"/>
Step 6. Configuration	
BF	box/file <input type="checkbox"/>
Step 7. Front Material	
P	painted metal front <input type="checkbox"/>
L	lamine front <input type="checkbox"/>
W	vener front <input type="checkbox"/>
Step 8. Top	
<i>For painted metal front (P) or laminate front (L)</i>	
NT	no top <input type="checkbox"/>
03	3/8" laminate top <input type="checkbox"/>
04	3/8" veneer top <input type="checkbox"/>
<i>For veneer front (W)</i>	
NT	no top <input type="checkbox"/>
04	3/8" veneer top <input type="checkbox"/>
Step 9. Power Access Location	
L	left center access <input type="checkbox"/>
R	right center access <input type="checkbox"/>
Step 10. Lock	
L	lock <input type="checkbox"/>
Prices for Steps 1-10.	
	4BFPNTLL 4BFPNTRL 4BFP03LL 4BFP03RL 4BFP04LL 4BFP04RL
FMP72A. 60 20	\$3066 3066 3174 3174 3390 3390

72 20	\$3382	3382	3491	3491	3706	3706
	4BFLNLLL 4BFLNTRL 4BFL03LL 4BFL03RL 4BFL04LL 4BFL04RL					
FMP72A. 60 20	\$3259	3259	3368	3368	3583	3583
72 20	\$3577	3577	3684	3684	3899	3899
	4BFWNTLL 4BFWNTRL 4BFW04LL 4BFW04RL					
FMP72A. 60 20	\$4159	4159	4417	4417		
72 20	\$4506	4506	4828	4828		
	4BFPNTLL 4BFPNTRL 4BFP03LL 4BFP03RL 4BFP04LL 4BFP04RL					
FMP72K. 60 20	\$3066	3066	3174	3174	3390	3390
72 20	\$3486	3382	3491	3491	3800	3706
	4BFLNLLL 4BFLNTRL 4BFL03LL 4BFL03RL 4BFL04LL 4BFL04RL					
FMP72K. 60 20	\$3259	3259	3357	3368	3583	3583
72 20	\$3577	3577	3684	3684	4107	3899
	4BFWNTLL 4BFWNTRL 4BFW04LL 4BFW04RL					
FMP72K. 60 20	\$4159	4159	4417	4417		
72 20	\$4506	4506	4880	4828		
Step 11. Paint/Steel Type						
SS	smooth paint on smooth steel <input type="checkbox"/>					+\$0
XS	textured paint on smooth steel <input type="checkbox"/>					+\$0
Step 12. Surface Finish						
Metallic Paint						
<i>For smooth paint on smooth steel (SS)</i>						
CN	metallic champagne <input type="checkbox"/>					+\$65
EH	metallic bronze <input type="checkbox"/>					+\$65
MS	metallic silver <input type="checkbox"/>					+\$65
Sand Texture Paint						
<i>For textured paint on smooth steel (XS)</i>						
98	studio white <input type="checkbox"/>					+\$0
8Q	folkstone grey <input type="checkbox"/>					+\$0
WL	sandstone <input type="checkbox"/>					+\$0
Bright Sand Texture Paint						
<i>For textured paint on smooth steel (XS)</i>						
91	white <input type="checkbox"/>					+\$0
CL	cool grey neutral <input type="checkbox"/>					+\$0
G1	graphite <input type="checkbox"/>					+\$0
WN	warm grey neutral <input type="checkbox"/>					+\$0

Powered Metal Low Credenza,
with Drawers *continued*

Step 13. Front Finish

Solid-Color Laminate		
<i>For laminate front (L)</i>		
8Q	folkstone grey A	+\$0
91	white A	+\$0
98	studio white	+\$0
CL	cool grey neutral A	+\$0
LU	soft white A	+\$0
WL	sandstone A	+\$0
WN	warm grey neutral A	+\$0

Linen Laminate		
<i>For laminate front (L)</i>		
LBM	crisp linen	+\$0
LBN	classic linen	+\$0
LBP	casual linen	+\$0

Mesh Laminate		
<i>For laminate front (L)</i>		
LBK	pewter mesh	+\$0
LBL	steel mesh	+\$0

Twill Laminate		
<i>For laminate front (L)</i>		
LBF	neutral twill	+\$0
LBG	sarum twill	+\$0
LBH	earthen twill	+\$0
LBJ	graphite twill	+\$0
LBQ	white twill	+\$0

Wood-Grain Laminate		
<i>For laminate front (L)</i>		
HM	natural maple A	+\$0
HP	light anigre A	+\$0
LBA	clear on ash	+\$0
LBB	oak on ash	+\$0
LBC	walnut on ash	+\$0
LBD	dark brown walnut	+\$0
LBE	medium red walnut	+\$0
76	light brown walnut A	+\$0
HX	aged cherry A	+\$0
HY	walnut on cherry A	+\$0

Wood Veneer		
<i>For veneer front (W)</i>		
2U	light brown walnut A	+\$0
40	dark brown walnut A	+\$0
ED	aged cherry A	+\$0
EK	medium red walnut A	+\$0
ET	clear on ash A	+\$0
EV	walnut on ash A	+\$0
UL	natural maple A	+\$0
UX	walnut on cherry A	+\$0

Step 14. Top Finish

Solid-Color Laminate		
<i>For 3/8" laminate top (O3)</i>		
8Q	folkstone grey A	+\$0
91	white A	+\$0
98	studio white	+\$0
CL	cool grey neutral A	+\$0
LU	soft white A	+\$0
WL	sandstone A	+\$0
WN	warm grey neutral A	+\$0

Linen Laminate		
<i>For 3/8" laminate top (O3)</i>		
LBM	crisp linen	+\$0
LBN	classic linen	+\$0
LBP	casual linen	+\$0

Mesh Laminate		
<i>For 3/8" laminate top (O3)</i>		
LBK	pewter mesh	+\$0
LBL	steel mesh	+\$0

Twill Laminate		
<i>For 3/8" laminate top (O3)</i>		
LBF	neutral twill	+\$0
LBG	sarum twill	+\$0
LBH	earthen twill	+\$0
LBJ	graphite twill	+\$0
LBQ	white twill	+\$0

Powered Metal Low Credenza,
with Drawers *continued*

Wood-Grain Laminate		
<i>For 3/8" laminate top (03)</i>		
HM	natural maple <input type="checkbox"/>	+\$0
HP	light anigre <input type="checkbox"/>	+\$0
LBA	clear on ash	+\$0
LBB	oak on ash	+\$0
LBC	walnut on ash	+\$0
LBD	dark brown walnut	+\$0
LBE	medium red walnut	+\$0
76	light brown walnut <input type="checkbox"/>	+\$0
HX	aged cherry <input type="checkbox"/>	+\$0
HY	walnut on cherry <input type="checkbox"/>	+\$0

Wood Veneer		
<i>For 3/8" veneer top (04)</i>		
2U	light brown walnut <input type="checkbox"/>	+\$0
40	dark brown walnut <input type="checkbox"/>	+\$0
ED	aged cherry <input type="checkbox"/>	+\$0
EK	medium red walnut <input type="checkbox"/>	+\$0
ET	clear on ash <input type="checkbox"/>	+\$0
EV	walnut on ash <input type="checkbox"/>	+\$0
UL	natural maple <input type="checkbox"/>	+\$0
UX	walnut on cherry <input type="checkbox"/>	+\$0

Step 15. Base Finish		
8Q	folkstone grey <input type="checkbox"/>	+\$0
98	studio white <input type="checkbox"/>	+\$0
WL	sandstone <input type="checkbox"/>	+\$0

Bright Sand Texture Paint		
91	white <input type="checkbox"/>	+\$0
CL	cool grey neutral <input type="checkbox"/>	+\$0
G1	graphite <input type="checkbox"/>	+\$0
WN	warm grey neutral <input type="checkbox"/>	+\$0

Metallic Paint		
CN	metallic champagne <input type="checkbox"/>	+\$10
EH	metallic bronze <input type="checkbox"/>	+\$10
MS	metallic silver <input type="checkbox"/>	+\$10

Step 16. Pull Finish		
<i>For arc pull (A.)</i>		
NH	brushed nickel <input type="checkbox"/>	+\$0
NK	black nickel <input type="checkbox"/>	+\$0

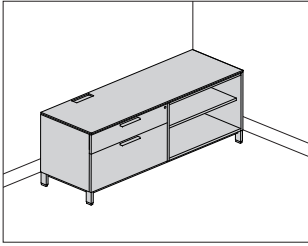
<i>For bar pull (K.)</i>		
8Q	folkstone grey	+\$0
91	white	+\$0
G1	graphite <input type="checkbox"/>	+\$0
WL	sandstone <input type="checkbox"/>	+\$0
CN	metallic champagne <input type="checkbox"/>	+\$0
MS	metallic silver <input type="checkbox"/>	+\$0
79	green apple <input type="checkbox"/>	+\$15
MY3	yellow oxide <input type="checkbox"/>	+\$15
RO	red <input type="checkbox"/>	+\$15
TRQ	turquoise <input type="checkbox"/>	+\$15

Step 17. Counterweight		
NO	no counterweight <input type="checkbox"/>	+\$0
CB	counterweight <input type="checkbox"/>	+\$115

Step 18. Lock Option		
KA	keyed alike <input type="checkbox"/>	+\$0
KC	keyed differently, chrome <input type="checkbox"/>	+\$0
KD	keyed differently, black <input type="checkbox"/>	+\$0

Powered Metal Low Credenza,
Open with Drawers

FMP73A
FMP73K



Product Information

Description

This powered credenza provides drawer storage on 1 side with open storage on the other side and can be used freestanding, to support 1 end of a surface, or attached to a Canvas wall-based frame to support a frame run. It has a $\frac{3}{8}$ "-high laminate or veneer top and a painted steel case with a painted, laminate, or veneer front. The credenza is available with 4"-high architectural feet with 1" leveling glides and has a positive interlock system that permits only 1 drawer to open at a time. Drawers have full-extension ball-bearing slides. The file drawer(s) accommodate side-to-side and front-to-back filing of letter-, legal, and A4-size hanging files. Connect™ power distributors with modular ends are ordered and installed separately.

Actual powered credenza widths are $47\frac{3}{4}$ ", $59\frac{3}{4}$ ", $65\frac{3}{4}$ ", or $71\frac{3}{4}$ "; actual depth is $19\frac{7}{8}$ ".

Notes

For additional product options, see Vary Easy Program in Appendices. Arc pull option (A.) conforms to guidelines of Americans with Disabilities Act (ADA).

Grain direction is vertical on veneer and wood-grain laminate fronts. Open side of credenza includes 1 adjustable shelf that adjusts in $1\frac{1}{4}$ " increments.

Credenza with 4"-high foot option (4) and $\frac{3}{8}$ " thin top can be used to support a Canvas wall-based frame. Order support bracket, low credenza-to-frame (FT292.) separately.

When using credenza to support 1 end of a surface, order 1 of the following products separately:

- Surface support, low credenza, adjustable height (FT299.)
- Surface support, low credenza, fixed height (FT298.)

To cover adjacent credenzas with a single top, specify credenzas with no top option (NT) and order credenza top (FM890.) separately.

Order optional metal credenza shelf (FM892.) separately.

To provide temporary guest seating on a credenza, order cushion top (FF891.) separately.

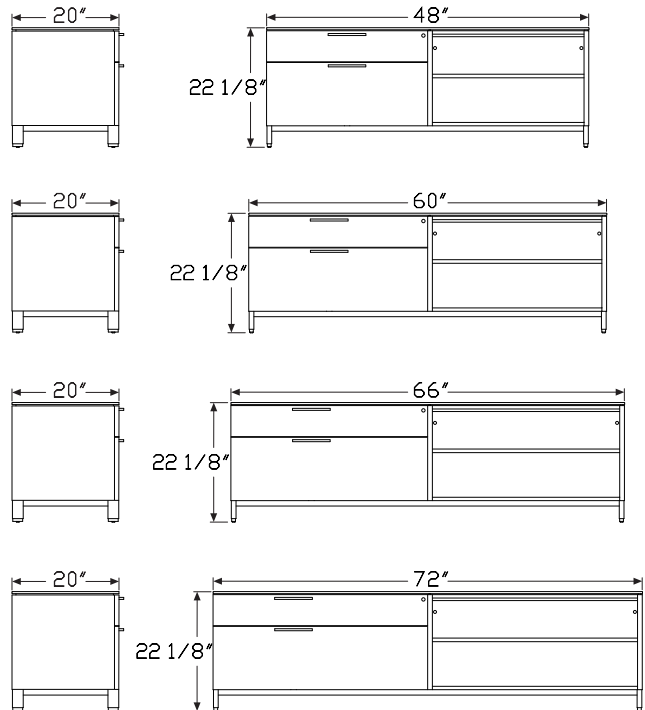
Order the following products separately:

- Connect - S310 electrical unit with connect modular connection (Y1329.)
- Connect - power entry, 4-circuit (Y1351.)
- Connect - junction block to junction block jumper, 4-circuit (Y1353.)
- Connect - H-block connector, 4-circuit (Y1354.H)

Powered credenzas must be ganged together.

For keyed-alike locks, see Keyed-Alike Information in Appendices.

Dimensions



Powered Metal Low Credenza, Open with Drawers *continued*

Specification Information

Step 1.

FMP73

Step 2. Pull Type

- A.** arc pull
- K.** bar pull

Step 3. Width

- 48** 48" wide
- 60** 60" wide
- 66** 66" wide
- 72** 72" wide

Step 4. Depth

- 20** 20" deep

Step 5. Base/Foot Height

- 4** 4"-high foot

Step 6. Configuration

For 48" wide (48)

- AA** 30" box/file left, open right
- AB** open left, 30" box/file right

For 60" wide (60)

- AA** 30" box/file left, open right
- AB** open left, 30" box/file right
- AC** 36" box/file left, open right
- AD** open left, 36" box/file right

For 66" wide (66) or 72" wide (72)

- AC** 36" box/file left, open right
- AD** open left, 36" box/file right
- AE** 42" box/file left, open right
- AF** open left, 42" box/file right

Step 7. Front Material

- P** painted metal front
- L** laminate front
- W** veneer front

Step 8. Top

For painted metal front (P) or laminate front (L)

- NT** no top
- 03** 3/8" laminate top
- 04** 3/8" veneer top

For veneer front (W)

- NT** no top
- 04** 3/8" veneer top

Step 9. Top Power Access Location

- L** left center access
- R** right center access

Step 10. Inside Power Access Location

- N** no access
- A** power access inside of credenza

Step 11. Lock

- L** lock

Prices for Steps 1-11.

	4AAPNTLNL	4AAPNTLAL	4AAPNTRNL	4AAPNTRAL	4AAPO3LNL	4AAPO3LAL
FMP73A. 48 20	\$2546	2573	2546	2573	2654	2680
60 20	\$2744	2771	2744	2771	2852	2879
	4AAPO3RNL	4AAPO3RAL	4AAP04LNL	4AAP04LAL	4AAPO4RNL	4AAPO4RAL
FMP73A. 48 20	\$2654	2680	2870	2895	2870	2895
60 20	\$2852	2879	3068	3094	3068	3094
	4AALNTLNL	4AALNTLAL	4AALNTRNL	4AALNTRAL	4AALO3LNL	4AALO3LAL
FMP73A. 48 20	\$2697	2724	2697	2724	2804	2831
60 20	\$2907	2934	2907	2934	3016	3042
	4AALO3RNL	4AALO3RAL	4AALO4LNL	4AALO4LAL	4AALO4RNL	4AALO4RAL
FMP73A. 48 20	\$2804	2831	3021	3046	3021	3046
60 20	\$3016	3042	3232	3257	3232	3257
	4AAWNTLNL	4AAWNTLAL	4AAWNTRNL	4AAWNTRAL	4AAW04LNL	4AAW04LAL
FMP73A. 48 20	\$3236	3261	3236	3261	3559	3585
60 20	\$3530	3556	3530	3556	3853	3879
	4AAW04RNL	4AAW04RAL	4ABPNTLNL	4ABPNTLAL	4ABPNTRNL	4ABPNTRAL
FMP73A. 48 20	\$3559	3585	2546	2573	2546	2573
60 20	\$3853	3879	2744	2771	2744	2771

Powered Metal Low Credenza,
Open with Drawers *continued*

Canvas Office Landscape® Metal Case Credenzas

	4ABP03LNL	4ABP03LAL	4ABP03RNL	4ABP03RAL	4ABP04LNL	4ABP04LAL
FMP73A. 48 20	\$2654	2680	2654	2680	2870	2895
60 20	\$2852	2879	2852	2879	3068	3094

	4ABP04RNL	4ABP04RAL	4ABLNTLNL	4ABLNTLAL	4ABLNRNL	4ABLNRAL
FMP73A. 48 20	\$2870	2895	2697	2724	2697	2724
60 20	\$3068	3094	2907	2934	2907	2934

	4ABLO3LNL	4ABLO3LAL	4ABLO3RNL	4ABLO3RAL	4ABLO4LNL	4ABLO4LAL
FMP73A. 48 20	\$2804	2831	2804	2831	3021	3046
60 20	\$3016	3042	3016	3042	3232	3257

	4ABLO4RNL	4ABLO4RAL	4ABWNTLNL	4ABWNTLAL	4ABWNRNL	4ABWNRAL
FMP73A. 48 20	\$3021	3046	3236	3261	3236	3261
60 20	\$3232	3257	3530	3556	3530	3556

	4ABW04LNL	4ABW04LAL	4ABW04RNL	4ABW04RAL	4ACPNTLNL	4ACPNTLAL
FMP73A. 48 20	\$3559	3585	3559	3585	—	—
60 20	\$3853	3879	3853	3879	2877	2902
66 20	—	—	—	—	\$2836	2862
72 20	—	—	—	—	\$2867	2892

	4ACPNRNL	4ACPNRAL	4ACP03LNL	4ACP03LAL	4ACP03RNL	4ACP03RAL
FMP73A. 60 20	\$2809	2835	2985	3011	2918	2943
66 20	\$2836	2862	2944	2971	2944	2971
72 20	\$2877	2902	2985	3011	2985	3011

	4ACP04LNL	4ACP04LAL	4ACP04RNL	4ACP04RAL	4ACLNTLNL	4ACLNTLAL
FMP73A. 60 20	\$3133	3158	3133	3158	2988	3014
66 20	\$3159	3186	3159	3186	3006	3033
72 20	\$3200	3226	3200	3226	3049	3076

	4ACLNRNL	4ACLNRAL	4ACLO3LNL	4ACLO3LAL	4ACLO3RNL	4ACLO3RAL
FMP73A. 60 20	\$2988	3014	3085	3110	3085	3110
66 20	\$3006	3033	3114	3140	3114	3140
72 20	\$3049	3076	3156	3183	3156	3183

	4ACLO4LNL	4ACLO4LAL	4ACLO4RNL	4ACLO4RAL	4ACWNTLNL	4ACWNTLAL
FMP73A. 60 20	\$3310	3337	3310	3337	3616	3642
66 20	\$3329	3355	3329	3355	3757	3783
72 20	\$3372	3398	3372	3398	3822	3848

	4ACWNRNL	4ACWNRAL	4ACW04LNL	4ACW04LAL	4ACW04RNL	4ACW04RAL
FMP73A. 60 20	\$3616	3642	3940	3966	3940	3966
66 20	\$3757	3783	4079	4105	4079	4105
72 20	\$3822	3848	4146	4172	4146	4172

	4AEPNTLNL	4AEPNTLAL	4AEPNRNL	4AEPNRAL	4AEP03LNL	4AEP03RAL
FMP73A. 66 20	\$2929	2954	2929	2954	3038	3064
72 20	\$2972	2997	2972	2997	3080	3105

	4AEP03RNL	4AEP03RAL	4AEP04LNL	4AEP04LAL	4AEP04RNL	4AEP04RAL
FMP73A. 66 20	\$3038	3064	3252	3278	3252	3278
72 20	\$3080	3105	3295	3321	3295	3321

	4AELNTLNL	4AELNTLAL	4AELNRNL	4AELNRAL	4AEL03LNL	4AEL03RAL
FMP73A. 66 20	\$3104	3131	3104	3131	3211	3238
72 20	\$3149	3176	3149	3176	3257	3284

	4AEL03RNL	4AEL03RAL	4AEL04LNL	4AEL04LAL	4AEL04RNL	4AEL04RAL
FMP73A. 66 20	\$3211	3238	3427	3453	3427	3453
72 20	\$3257	3284	3473	3499	3473	3499

	4AEWNTLNL	4AEWNTLAL	4AEWNRNL	4AEWNRAL	4AEW04LNL	4AEW04LAL
FMP73A. 66 20	\$3836	3862	3836	3862	4158	4185
72 20	\$3836	3862	3978	4004	4158	4185

	4AEW04RNL	4AEW04RAL	4ADPNTLNL	4ADPNTLAL	4ADPNRNL	4ADPNRAL
FMP73A. 60 20	—	—	\$2809	2835	2809	2835
66 20	\$4158	4185	2836	2862	2836	2862
72 20	\$4258	4284	2867	2892	2877	2902

	4ADP03LNL	4ADP03LAL	4ADP03RNL	4ADP03RAL	4ADP04LNL	4ADP04LAL
FMP73A. 60 20	\$2918	2943	2918	2943	3133	3158
66 20	\$2944	2971	2944	2971	3159	3186
72 20	\$2985	3011	2985	3011	3200	3226

	4ADP04RNL	4ADP04RAL	4ADLNTLNL	4ADLNTLAL	4ADLNRNL	4ADLNRAL
FMP73A. 60 20	\$3133	3158	2988	3014	2988	3014
66 20	\$3159	3186	3006	3033	3006	3033
72 20	\$3200	3226	3049	3076	3049	3076

	4ADL03LNL	4ADL03LAL	4ADL03RNL	4ADL03RAL	4ADL04LNL	4ADL04LAL
FMP73A. 60 20	\$3085	3110	3085	3110	3310	3337
66 20	\$3114	3140	3114	3140	3329	3355
72 20	\$3156	3183	3156	3183	3372	3398

	4ADL04RNL	4ADL04RAL	4ADWNTLNL	4ADWNTLAL	4ADWNRNL	4ADWNRAL
FMP73A. 60 20	\$3310	3337	3616	3642	3616	3642
66 20	\$3329	3355	3757	3783	3757	3783
72 20	\$3372	3398	3822	3848	3822	3848

	4ADW04LNL	4ADW04LAL	4ADW04RNL	4ADW04RAL	4AFPNTLNL	4AFPNTLAL
FMP73A. 60 20	\$3940	3966	3940	3966	—	—

Powered Metal Low Credenza,
Open with Drawers *continued*

66 20	\$4079	4105	4079	4105	2929	2954
72 20	\$4146	4172	4146	4172	2972	2997
4AFPNTRNL 4AFPNTRAL 4AFP03LNL 4AFP03LAL 4AFP03RNL 4AFP03RAL						
FMP73A. 66 20	\$2929	2954	3038	3064	3038	3064
72 20	\$2972	2997	3080	3105	3080	3105
4AFP04LNL 4AFP04LAL 4AFP04RNL 4AFP04RAL 4AFLNTRLNL 4AFLNTRLAL						
FMP73A. 66 20	\$3252	3278	3252	3278	3104	3131
72 20	\$3295	3321	3295	3321	3149	3176
4AFLNTRNL 4AFLNTRAL 4AFL03LNL 4AFL03LAL 4AFL03RNL 4AFL03RAL						
FMP73A. 66 20	\$3104	3131	3211	3238	3211	3238
72 20	\$3149	3176	3257	3284	3257	3284
4AFL04LNL 4AFL04LAL 4AFL04RNL 4AFL04RAL 4AFWNTLNL 4AFWNTLAL						
FMP73A. 66 20	\$3427	3453	3427	3453	3836	3862
72 20	\$3473	3499	3473	3499	3978	4004
4AFWNTLNL 4AFWNTLAL 4AFW04LNL 4AFW04LAL 4AFW04RNL 4AFW04RAL						
FMP73A. 66 20	\$3836	3862	4158	4185	4158	4185
72 20	\$3978	4004	4258	4284	4258	4284
4AAPNTLNL 4AAPNTLAL 4AAPNTRNL 4AAPNTRAL 4AAP03LNL 4AAP03LAL						
FMP73K. 48 20	\$2546	2546	2573	2573	2654	2654
60 20	\$2744	2771	2744	2771	2852	2879
4AAP03RNL 4AAP03RAL 4AAP04LNL 4AAP04LAL 4AAP04RNL 4AAP04RAL						
FMP73K. 48 20	\$2680	2680	2870	2870	2895	2895
60 20	\$2852	2879	3068	3094	3068	3094
4AALNTRLNL 4AALNTRLAL 4AALNTRNL 4AALNTRAL 4AAL03LNL 4AAL03LAL						
FMP73K. 48 20	\$2697	2697	2724	2724	2804	2804
60 20	\$2907	2934	2907	2934	3016	3042
4AAL03RNL 4AAL03RAL 4AAL04LNL 4AAL04LAL 4AAL04RNL 4AAL04RAL						
FMP73K. 48 20	\$2831	2831	3021	3021	3046	3046
60 20	\$3016	3042	3232	3257	3232	3257
4AAWNTLNL 4AAWNTLAL 4AAWNTRNL 4AAWNTRAL 4AAW04LNL 4AAW04LAL						
FMP73K. 48 20	\$3236	3236	3261	3261	3559	3559
60 20	\$3530	3556	3530	3556	3853	3879
4AAW04RNL 4AAW04RAL 4ABPNTRLNL 4ABPNTRLAL 4ABPNTRNL 4ABPNTRAL						
FMP73K. 48 20	\$3585	3585	2546	2546	2573	2573
60 20	\$3853	3879	2907	2771	2744	2771

4ABP03LNL 4ABP03LAL 4ABP03RNL 4ABP03RAL 4ABP04LNL 4ABP04LAL						
FMP73K. 48 20	\$2654	2654	2680	2680	2870	2870
60 20	\$2852	2879	2852	2879	3068	3094
4ABP04RNL 4ABP04RAL 4ABLNTLNL 4ABLNTLAL 4ABLNRNL 4ABLNRAL						
FMP73K. 48 20	\$2895	2895	2697	2697	2724	2724
60 20	\$3068	3094	2744	2934	2907	2934
4ABL03LNL 4ABL03LAL 4ABL03RNL 4ABL03RAL 4ABL04LNL 4ABL04LAL						
FMP73K. 48 20	\$2804	2804	2831	2831	3021	3021
60 20	\$3016	3042	3016	3042	3009	3257
4ABL04RNL 4ABL04RAL 4ABWNTLNL 4ABWNTLAL 4ABWNRNL 4ABWNRAL						
FMP73K. 48 20	\$3046	3046	3236	3236	3261	3261
60 20	\$3232	3257	3530	3556	3530	3556
4ABW04LNL 4ABW04LAL 4ABW04RNL 4ABW04RAL 4ACPNTLNL 4ACPNTLAL						
FMP73K. 48 20	\$3559	3559	3585	3585	—	—
60 20	\$3853	3879	3853	3879	2877	2902
66 20	—	—	—	—	\$2836	2862
72 20	—	—	—	—	\$2867	2892
4ACPNTLNL 4ACPNTLAL 4ACP03LNL 4ACP03LAL 4ACP03RNL 4ACP03RAL						
FMP73K. 60 20	\$2809	2835	2985	3011	2918	2943
66 20	\$2836	2862	2944	2971	2944	2971
72 20	\$2877	2902	2985	3011	2985	3011
4ACP04LNL 4ACP04LAL 4ACP04RNL 4ACP04RAL 4ACLNTLNL 4ACLNTLAL						
FMP73K. 60 20	\$3133	3158	3133	3158	2988	3014
66 20	\$3159	3186	3159	3186	3006	3033
72 20	\$3200	3226	3200	3226	3049	3076
4ACLNTLNL 4ACLNTLAL 4ACLO3LNL 4ACLO3LAL 4ACLO3RNL 4ACLO3RAL						
FMP73K. 60 20	\$2988	3014	3085	3110	3085	3110
66 20	\$3006	3033	3114	3140	3114	3140
72 20	\$3049	3076	3156	3183	3156	3183
4ACLO4LNL 4ACLO4LAL 4ACLO4RNL 4ACLO4RAL 4ACWNTLNL 4ACWNTLAL						
FMP73K. 60 20	\$3310	3337	3310	3337	3616	3642
66 20	\$3329	3355	3329	3355	3757	3783
72 20	\$3372	3398	3372	3398	3822	3848
4ACWNTLNL 4ACWNTLAL 4ACW04LNL 4ACW04LAL 4ACW04RNL 4ACW04RAL						
FMP73K. 60 20	\$3616	3642	3940	3966	3940	3966
66 20	\$3757	3783	4079	4105	4079	4105
72 20	\$3822	3848	4146	4172	4146	4172

Powered Metal Low Credenza,
Open with Drawers *continued*

	4AEPNTLNL	4AEPNTLAL	4AEPNTRNL	4AEPNTRAL	4AEP03LNL	4AEP03LAL
FMP73K. 66 20	\$2929	2954	2929	2954	3038	3064
72 20	\$2972	2997	2972	2997	3080	3105
	4AEP03RNL	4AEP03RAL	4AEP04LNL	4AEP04LAL	4AEP04RNL	4AEP04RAL
FMP73K. 66 20	\$3038	3064	3252	3278	3252	3278
72 20	\$3080	3105	3295	3321	3295	3321
	4AELNTLNL	4AELNTLAL	4AELNTRNL	4AELNTRAL	4AEL03LNL	4AEL03LAL
FMP73K. 66 20	\$3104	3131	3104	3131	3211	3238
72 20	\$3149	3176	3149	3176	3257	3284
	4AEL03RNL	4AEL03RAL	4AEL04LNL	4AEL04LAL	4AEL04RNL	4AEL04RAL
FMP73K. 66 20	\$3211	3238	3427	3453	3427	3453
72 20	\$3257	3284	3473	3499	3473	3499
	4AEWNTLNL	4AEWNTLAL	4AEWNTRNL	4AEWNTRAL	4AEW04LNL	4AEW04LAL
FMP73K. 66 20	\$3836	3862	3836	3862	4158	4185
72 20	\$3836	3862	3978	4004	4158	4185
	4AEW04RNL	4AEW04RAL	4ADPNTLNL	4ADPNTLAL	4ADPNTRNL	4ADPNTRAL
FMP73K. 60 20	—	—	\$2809	2835	2809	2835
66 20	\$4158	4185	2836	2862	2836	2862
72 20	\$4258	4284	2867	2892	2877	2902
	4ADP03LNL	4ADP03LAL	4ADP03RNL	4ADP03RAL	4ADP04LNL	4ADP04LAL
FMP73K. 60 20	\$2918	2943	2918	2943	3133	3158
66 20	\$2944	2971	2944	2971	3159	3186
72 20	\$2985	3011	2985	3011	3200	3226
	4ADP04RNL	4ADP04RAL	4ADLNTLNL	4ADLNTLAL	4ADLNTRNL	4ADLNTRAL
FMP73K. 60 20	\$3133	3158	2988	3014	2988	3014
66 20	\$3159	3186	3006	3033	3006	3033
72 20	\$3200	3226	3049	3076	3049	3076
	4ADL03LNL	4ADL03LAL	4ADL03RNL	4ADL03RAL	4ADL04LNL	4ADL04LAL
FMP73K. 60 20	\$3085	3110	3085	3110	3310	3337
66 20	\$3114	3140	3114	3140	3329	3355
72 20	\$3156	3183	3156	3183	3372	3398
	4ADL04RNL	4ADL04RAL	4ADWNTLNL	4ADWNTLAL	4ADWNTRNL	4ADWNTRAL
FMP73K. 60 20	\$3310	3337	3616	3642	3616	3642
66 20	\$3329	3355	3757	3783	3757	3783
72 20	\$3372	3398	3822	3848	3822	3848
	4ADW04LNL	4ADW04LAL	4ADW04RNL	4ADW04RAL	4AFPNTLNL	4AFPNTLAL
FMP73K. 60 20	\$3940	3966	3940	3966	—	—

66 20	\$4079	4105	4079	4105	2929	2954
72 20	\$4146	4172	4146	4172	2972	2997
	4AFPNTRNL	4AFPNTRAL	4AFP03LNL	4AFP03LAL	4AFP03RNL	4AFP03RAL
FMP73K. 66 20	\$2929	2954	3038	3064	3038	3064
72 20	\$2972	2997	3080	3105	3080	3105
	4AFP04LNL	4AFP04LAL	4AFP04RNL	4AFP04RAL	4AFLNTLNL	4AFLNTLAL
FMP73K. 66 20	\$3252	3278	3252	3278	3104	3131
72 20	\$3295	3321	3295	3321	3149	3176
	4AFLNTRNL	4AFLNTRAL	4AFL03LNL	4AFL03LAL	4AFL03RNL	4AFL03RAL
FMP73K. 66 20	\$3104	3131	3211	3238	3211	3238
72 20	\$3149	3176	3257	3284	3257	3284
	4AFL04LNL	4AFL04LAL	4AFL04RNL	4AFL04RAL	4AFWNTLNL	4AFWNTLAL
FMP73K. 66 20	\$3427	3453	3427	3453	3836	3862
72 20	\$3473	3499	3473	3499	3978	4004
	4AFWNTRNL	4AFWNTRAL	4AFW04LNL	4AFW04LAL	4AFW04RNL	4AFW04RAL
FMP73K. 66 20	\$3836	3862	4158	4185	4158	4185
72 20	\$3978	4004	4258	4284	4258	4284

Step 12. Paint/Steel Type

SS	smooth paint on smooth steel [A]	+\$0
XS	textured paint on smooth steel [A]	+\$0

Step 13. Surface Finish

Metallic Paint

For smooth paint on smooth steel (SS)

CN	metallic champagne [A]	+\$65
EH	metallic bronze [A]	+\$65
MS	metallic silver [A]	+\$65

Sand Texture Paint

For textured paint on smooth steel (XS)

98	studio white [A]	+\$0
8Q	folkstone grey [A]	+\$0
WL	sandstone [A]	+\$0

Bright Sand Texture Paint

For textured paint on smooth steel (XS)

91	white [A]	+\$0
CL	cool grey neutral [A]	+\$0
G1	graphite [A]	+\$0
WN	warm grey neutral [A]	+\$0

Powered Metal Low Credenza,
Open with Drawers *continued*

Step 14. Front Finish

Solid-Color Laminate

For laminate front (L)

8Q	folkstone grey <input type="checkbox"/>	+\$0
91	white <input type="checkbox"/>	+\$0
98	studio white	+\$0
CL	cool grey neutral <input type="checkbox"/>	+\$0
LU	soft white <input type="checkbox"/>	+\$0
WL	sandstone <input type="checkbox"/>	+\$0
WN	warm grey neutral <input type="checkbox"/>	+\$0

Linen Laminate

For laminate front (L)

LBM	crisp linen	+\$0
LBN	classic linen	+\$0
LBP	casual linen	+\$0

Mesh Laminate

For laminate front (L)

LBK	pewter mesh	+\$0
LBL	steel mesh	+\$0

Twill Laminate

For laminate front (L)

LBF	neutral twill	+\$0
LBG	sarum twill	+\$0
LBH	earthen twill	+\$0
LBJ	graphite twill	+\$0
LBQ	white twill	+\$0

Wood-Grain Laminate

For laminate front (L)

HM	natural maple <input type="checkbox"/>	+\$0
HP	light anigre <input type="checkbox"/>	+\$0
LBA	clear on ash	+\$0
LBB	oak on ash	+\$0
LBC	walnut on ash	+\$0
LBD	dark brown walnut	+\$0
LBE	medium red walnut	+\$0
76	light brown walnut <input type="checkbox"/>	+\$0
HX	aged cherry <input type="checkbox"/>	+\$0
HY	walnut on cherry <input type="checkbox"/>	+\$0

Wood Veneer

For veneer front (W)

2U	light brown walnut <input type="checkbox"/>	+\$0
40	dark brown walnut <input type="checkbox"/>	+\$0
ED	aged cherry <input type="checkbox"/>	+\$0
EK	medium red walnut <input type="checkbox"/>	+\$0
ET	clear on ash <input type="checkbox"/>	+\$0
EV	walnut on ash <input type="checkbox"/>	+\$0
UL	natural maple <input type="checkbox"/>	+\$0
UX	walnut on cherry <input type="checkbox"/>	+\$0

Step 15. Top Finish

Solid-Color Laminate

For 3/8" laminate top (o3)

8Q	folkstone grey <input type="checkbox"/>	+\$0
91	white <input type="checkbox"/>	+\$0
98	studio white	+\$0
CL	cool grey neutral <input type="checkbox"/>	+\$0
LU	soft white <input type="checkbox"/>	+\$0
WL	sandstone <input type="checkbox"/>	+\$0
WN	warm grey neutral <input type="checkbox"/>	+\$0

Linen Laminate

For 3/8" laminate top (o3)

LBM	crisp linen	+\$0
LBN	classic linen	+\$0
LBP	casual linen	+\$0

Mesh Laminate

For 3/8" laminate top (o3)

LBK	pewter mesh	+\$0
LBL	steel mesh	+\$0

Twill Laminate

For 3/8" laminate top (o3)

LBF	neutral twill	+\$0
LBG	sarum twill	+\$0
LBH	earthen twill	+\$0
LBJ	graphite twill	+\$0
LBQ	white twill	+\$0

Powered Metal Low Credenza,
Open with Drawers *continued*

Wood-Grain Laminate		
<i>For 3/8" laminate top (o3)</i>		
HM	natural maple <input type="checkbox"/>	+\$0
HP	light anigre <input type="checkbox"/>	+\$0
LBA	clear on ash	+\$0
LBB	oak on ash	+\$0
LBC	walnut on ash	+\$0
LBD	dark brown walnut	+\$0
LBE	medium red walnut	+\$0
76	light brown walnut <input type="checkbox"/>	+\$0
HX	aged cherry <input type="checkbox"/>	+\$0
HY	walnut on cherry <input type="checkbox"/>	+\$0

Wood Veneer		
<i>For 3/8" veneer top (o4)</i>		
2U	light brown walnut <input type="checkbox"/>	+\$0
40	dark brown walnut <input type="checkbox"/>	+\$0
ED	aged cherry <input type="checkbox"/>	+\$0
EK	medium red walnut <input type="checkbox"/>	+\$0
ET	clear on ash <input type="checkbox"/>	+\$0
EV	walnut on ash <input type="checkbox"/>	+\$0
UL	natural maple <input type="checkbox"/>	+\$0
UX	walnut on cherry <input type="checkbox"/>	+\$0

Step 16. Base Finish		
8Q	folkstone grey <input type="checkbox"/>	+\$0
98	studio white <input type="checkbox"/>	+\$0
WL	sandstone <input type="checkbox"/>	+\$0

Bright Sand Texture Paint		
91	white <input type="checkbox"/>	+\$0
CL	cool grey neutral <input type="checkbox"/>	+\$0
G1	graphite <input type="checkbox"/>	+\$0
WN	warm grey neutral <input type="checkbox"/>	+\$0

Metallic Paint		
CN	metallic champagne <input type="checkbox"/>	+\$10
EH	metallic bronze <input type="checkbox"/>	+\$10
MS	metallic silver <input type="checkbox"/>	+\$10

Step 17. Pull Finish		
<i>For arc pull (A.)</i>		
NH	brushed nickel <input type="checkbox"/>	+\$0
NK	black nickel <input type="checkbox"/>	+\$0

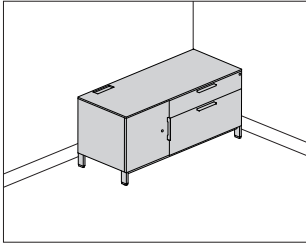
<i>For bar pull (K.)</i>		
8Q	folkstone grey	+\$0
91	white	+\$0
G1	graphite <input type="checkbox"/>	+\$0
WL	sandstone <input type="checkbox"/>	+\$0
CN	metallic champagne <input type="checkbox"/>	+\$0
MS	metallic silver <input type="checkbox"/>	+\$0
79	green apple <input type="checkbox"/>	+\$15
MY3	yellow oxide <input type="checkbox"/>	+\$15
RO	red <input type="checkbox"/>	+\$15
TRQ	turquoise <input type="checkbox"/>	+\$15

Step 18. Counterweight		
NO	no counterweight <input type="checkbox"/>	+\$0
CB	counterweight <input type="checkbox"/>	+\$115

Step 19. Lock Option		
KA	keyed alike <input type="checkbox"/>	+\$0
KC	keyed differently, chrome <input type="checkbox"/>	+\$0
KD	keyed differently, black <input type="checkbox"/>	+\$0

Powered Metal Low Credenza,
Doors with Drawers

FMP74A
FMP74K



Product Information

Description

This powered credenza provides enclosed filing and storage and can be used freestanding, to support 1 end of a surface, or attached to a Canvas wall-based frame to support a frame run. It has a 3/8"-high laminate or veneer top and a painted steel case with a painted, laminate, or veneer front. The credenza is available with 4"-high architectural feet with 1" leveling glides and has a positive interlock system that permits only 1 drawer to open at a time. Drawers have full-extension ball-bearing slides. The file drawer(s) accommodate side-to-side and front-to-back filing of letter-, legal, and A4-size hanging files. Connect™ power distributors with modular ends are ordered and installed separately.

Actual powered credenza widths are 47 3/4", 59 3/4", or 71 3/4"; actual depth is 19 7/8".

Notes

For additional product options, see Vary Easy Program in Appendices.

Arc pull option (A.) conforms to guidelines of Americans with Disabilities Act (ADA).

Grain direction is vertical on veneer and wood-grain laminate fronts.

Credenza with 4"-high foot option (4) and 3/8" thin top can be used to support a Canvas wall-based frame. Order support bracket, low credenza-to-frame (FT292.) separately.

When using credenza to support 1 end of a surface, order 1 of the following products separately:

- Surface support, low credenza, adjustable height (FT299.)
- Surface support, low credenza, fixed height (FT298.)

To cover adjacent credenzas with a single top, specify credenzas with no top option (NT) and order credenza top (FM890.) separately.

Order optional metal credenza shelf (FM892.) separately.

To provide temporary guest seating on a credenza, order cushion top (FF891.) separately.

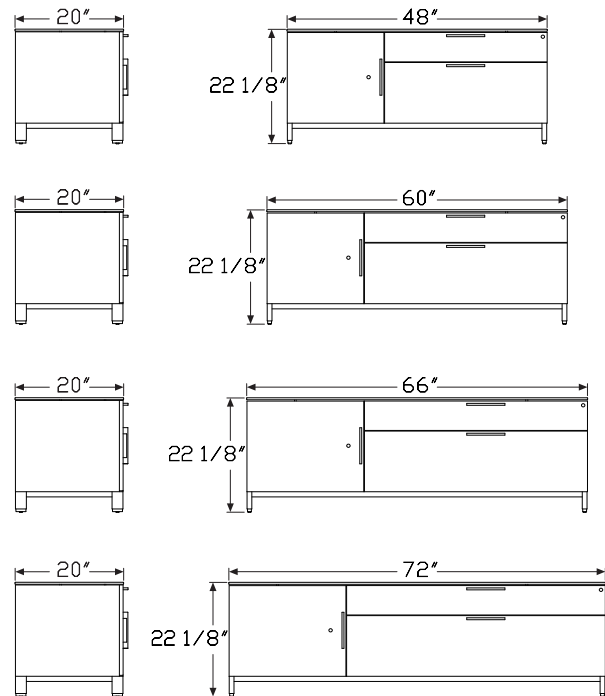
Order the following products separately:

- Connect - S310 electrical unit with connect modular connection (Y1329.)
- Connect - power entry, 4-circuit (Y1351.)
- Connect - junction block to junction block jumper, 4-circuit (Y1353.)
- Connect - H-block connector, 4-circuit (Y1354.H)

Powered credenzas must be ganged together.

For keyed-alike locks, see Keyed-Alike Information in Appendices.

Dimensions



Powered Metal Low Credenza,
Doors with Drawers *continued*

Specification Information

Step 1.

FMP74

Step 2. Pull Type

- A.** arc pull
- K.** bar pull

Step 3. Width

- 48** 48" wide
- 60** 60" wide
- 72** 72" wide

Step 4. Depth

- 20** 20" deep

Step 5. Base/Foot Height

- 4** 4"-high foot

Step 6. Configuration

For 48" wide (48)

- CE** 30" box/file left, single door right
- CF** single door left, 30" box/file right

For 60" wide (60)

- CG** 30" box/file left, double doors right
- CH** double doors left, 30" box/file right
- CM** 36" box/file left, double doors right
- CN** double doors left, 36" box/file right

For 72" wide (72)

- CM** 36" box/file left, double doors right
- CN** double doors left, 36" box/file right
- CS** 42" box/file left, double doors right
- CT** double doors left, 42" box/file right

Step 7. Front Material

- P** painted metal front
- L** laminate front
- W** veneer front

Step 8. Top

For painted metal front (P) or laminate front (L)

- NT** no top
- 03** 3/8" laminate top
- 04** 3/8" veneer top

For veneer front (W)

- NT** no top
- 04** 3/8" veneer top

Step 9. Power Access Location

- L** left center access
- R** right center access

Step 10. Lock

- L** lock

Prices for Steps 1-10.

	4CEPNTLL	4CEPNTRL	4CEP03LL	4CEP03RL	4CEP04LL	4CEP04RL
FMP74A. 48 20	\$2568	2568	2676	2676	2891	2891
	4CELNTLL	4CELNTRL	4CELO3LL	4CELO3RL	4CELO4LL	4CELO4RL
FMP74A. 48 20	\$2722	2722	2830	2830	3045	3045
	4CEWNTLL	4CEWNTRL	4CEW04LL	4CEW04RL	4CGPNTLL	4CGPNTRL
FMP74A. 48 20	\$3393	3393	3715	3715	—	—
60 20	—	—	—	—	\$2985	2985
	4CGP03LL	4CGP03RL	4CGP04LL	4CGP04RL	4CGLNTLL	4CGLNTRL
FMP74A. 60 20	\$3092	3092	3307	3307	3165	3165
	4CGL03LL	4CGL03RL	4CGL04LL	4CGL04RL	4CGWNTLL	4CGWNTRL
FMP74A. 60 20	\$3272	3272	3488	3488	4099	4099
	4CGW04LL	4CGW04RL	4CFPNTLL	4CFPNTRL	4CFP03LL	4CFP03RL
FMP74A. 48 20	—	—	\$2568	2568	2676	2676
60 20	\$4421	4421	—	—	—	—
	4CFP04LL	4CFP04RL	4CFLNTLL	4CFLNTRL	4CFL03LL	4CFL03RL
FMP74A. 48 20	\$2891	2891	2722	2722	2830	2830
	4CFL04LL	4CFL04RL	4CFWNTLL	4CFWNTRL	4CFW04LL	4CFW04RL
FMP74A. 48 20	\$3045	3045	3393	3393	3715	3715
	4CHPNTLL	4CHPNTRL	4CHP03LL	4CHP03RL	4CHP04LL	4CHP04RL
FMP74A. 60 20	\$2985	2985	3092	3092	3307	3307

Powered Metal Low Credenza,
Doors with Drawers *continued*

	4CHLNTLL	4CHLNTRL	4CHL03LL	4CHL03RL	4CHL04LL	4CHL04RL
FMP74A. 60 20	\$3165	3165	3272	3272	3488	3488
	4CHWNTLL	4CHWNTRL	4CHW04LL	4CHW04RL	4CMPNTLL	4CMPNTRL
FMP74A. 60 20	\$4099	4099	4421	4421	3073	3073
72 20	—	—	—	—	\$3213	3213
	4CMP03LL	4CMP03RL	4CMP04LL	4CMP04RL	4CMLNTLL	4CMLNTRL
FMP74A. 60 20	\$3180	3180	3288	3288	3257	3257
72 20	\$3322	3218	3537	3537	3408	3408
	4CML03LL	4CML03RL	4CML04LL	4CML04RL	4CMWNTLL	4CMWNTRL
FMP74A. 60 20	\$3364	3364	3580	3580	4199	4222
72 20	\$3516	3516	3732	3732	4426	4426
	4CMW04LL	4CMW04RL	4CSPNTLL	4CSPNTRL	4CSP03LL	4CSP03RL
FMP74A. 60 20	\$4545	4545	—	—	—	—
72 20	\$4749	4749	3339	3339	3447	3447
	4CSP04LL	4CSP04RL	4CSLNTLL	4CSLNTRL	4CSL03LL	4CSL03RL
FMP74A. 72 20	\$3662	3662	3530	3530	3638	3638
	4CSL04LL	4CSL04RL	4CSWNTLL	4CSWNTRL	4CSW04LL	4CSW04RL
FMP74A. 72 20	\$3854	3854	4601	4601	4924	4924
	4CNPNTLL	4CNPNTRL	4CNP03LL	4CNP03RL	4CNP04LL	4CNP04RL
FMP74A. 60 20	\$3073	3073	3180	3180	3288	3288
72 20	\$3213	3213	3322	3218	3537	3537
	4CNLNTLL	4CNLNTRL	4CNL03LL	4CNL03RL	4CNL04LL	4CNL04RL
FMP74A. 60 20	\$3257	3257	3364	3364	3580	3580
72 20	\$3408	3408	3516	3516	3732	3732
	4CNWNTLL	4CNWNTRL	4CNW04LL	4CNW04RL	4CTPNTLL	4CTPNTRL
FMP74A. 60 20	\$4199	4222	4545	4545	—	—
72 20	\$4426	4426	4749	4749	3339	3339
	4CTP03LL	4CTP03RL	4CTP04LL	4CTP04RL	4CTLNTLL	4CTLNTRL
FMP74A. 72 20	\$3447	3447	3662	3662	3530	3530
	4CTL03LL	4CTL03RL	4CTL04LL	4CTL04RL	4CTWNTLL	4CTWNTRL
FMP74A. 72 20	\$3638	3638	3854	3854	4601	4601
				4CTW04LL	4CTW04RL	
FMP74A. 72 20				\$4924	4924	

	4CEPNTLL	4CEPNTRL	4CEP03LL	4CEP03RL	4CEP04LL	4CEP04RL
FMP74K. 48 20	\$2568	2568	2676	2676	2891	2891
	4CELNTLL	4CELNTRL	4CELO3LL	4CELO3RL	4CELO4LL	4CELO4RL
FMP74K. 48 20	\$2722	2722	2830	2830	3045	3045
	4CEWNTLL	4CEWNTRL	4CEW04LL	4CEW04RL	4CGPNTLL	4CGPNTRL
FMP74K. 48 20	\$3393	3393	3715	3715	—	—
60 20	—	—	—	—	\$2985	2985
	4CGP03LL	4CGP03RL	4CGP04LL	4CGP04RL	4CGLNTLL	4CGLNTRL
FMP74K. 60 20	\$3092	3092	3307	3307	3165	3165
	4CGL03LL	4CGL03RL	4CGL04LL	4CGL04RL	4CGWNTLL	4CGWNTRL
FMP74K. 60 20	\$3272	3272	3488	3488	4099	4099
	4CGW04LL	4CGW04RL	4CFPNTLL	4CFPNTRL	4CFP03LL	4CFP03RL
FMP74K. 48 20	—	—	\$2568	2568	2676	2676
60 20	\$4421	4421	—	—	—	—
	4CFP04LL	4CFP04RL	4CFLNTLL	4CFLNTRL	4CFL03LL	4CFL03RL
FMP74K. 48 20	\$2891	2891	2722	2722	2830	2830
	4CFL04LL	4CFL04RL	4CFWNTLL	4CFWNTRL	4CFW04LL	4CFW04RL
FMP74K. 48 20	\$3045	3045	3393	3393	3715	3715
	4CHPNTLL	4CHPNTRL	4CHP03LL	4CHP03RL	4CHP04LL	4CHP04RL
FMP74K. 60 20	\$2985	2985	3092	3092	3307	3307
	4CHLNTLL	4CHLNTRL	4CHL03LL	4CHL03RL	4CHL04LL	4CHL04RL
FMP74K. 60 20	\$3165	3165	3272	3272	3488	3488
	4CHWNTLL	4CHWNTRL	4CHW04LL	4CHW04RL	4CMPNTLL	4CMPNTRL
FMP74K. 60 20	\$4099	4099	4421	4421	3073	3073
72 20	—	—	—	—	\$3213	3213
	4CMP03LL	4CMP03RL	4CMP04LL	4CMP04RL	4CMLNTLL	4CMLNTRL
FMP74K. 60 20	\$3180	3180	3288	3288	3257	3257
72 20	\$3218	3322	3537	3537	3408	3408
	4CML03LL	4CML03RL	4CML04LL	4CML04RL	4CMWNTLL	4CMWNTRL
FMP74K. 60 20	\$3364	3364	3580	3580	4199	4222
72 20	\$3516	3516	3732	3732	4426	4426
	4CMW04LL	4CMW04RL	4CSPNTLL	4CSPNTRL	4CSP03LL	4CSP03RL
FMP74K. 60 20	\$4545	4545	—	—	—	—
72 20	\$4749	4749	3339	3339	3447	3447

Canvas Office Landscape® Metal Case Credenzas

Powered Metal Low Credenza,
Doors with Drawers *continued*

	4CSP04LL	4CSP04RL	4CSLNTLL	4CSLNTRL	4CSL03LL	4CSL03RL
FMP74K. 72 20	\$3662	3662	3530	3530	3638	3638

	4CSL04LL	4CSL04RL	4CSWNTLL	4CSWNTRL	4CSW04LL	4CSW04RL
FMP74K. 72 20	\$3854	3854	4601	4601	4924	4924

	4CNPNTLL	4CNPNTRL	4CNP03LL	4CNP03RL	4CNP04LL	4CNP04RL
FMP74K. 60 20	\$3073	3073	3180	3180	3288	3288
72 20	\$3213	3213	3218	3322	3537	3537

	4CNLNTLL	4CNLNTRL	4CNL03LL	4CNL03RL	4CNL04LL	4CNL04RL
FMP74K. 60 20	\$3257	3257	3364	3364	3580	3580
72 20	\$3408	3408	3516	3516	3732	3732

	4CNWNTLL	4CNWNTRL	4CNW04LL	4CNW04RL	4CTPNTLL	4CTPNTRL
FMP74K. 60 20	\$4199	4222	4545	4545	—	—
72 20	\$4426	4426	4749	4749	3339	3339

	4CTP03LL	4CTP03RL	4CTP04LL	4CTP04RL	4CTLNTLL	4CTLNTRL
FMP74K. 72 20	\$3447	3447	3662	3662	3530	3530

	4CTL03LL	4CTL03RL	4CTL04LL	4CTL04RL	4CTWNTLL	4CTWNTRL
FMP74K. 72 20	\$3638	3638	3854	3854	4601	4601

	4CTW04LL	4CTW04RL
FMP74K. 72 20	\$4924	4924

Step 11. Paint/Steel Type

SS	smooth paint on smooth steel A	+\$0
XS	textured paint on smooth steel A	+\$0

Step 12. Surface Finish

Metallic Paint

For smooth paint on smooth steel (SS)

CN	metallic champagne A	+\$65
EH	metallic bronze A	+\$65
MS	metallic silver A	+\$65

For textured paint on smooth steel (XS)

98	studio white A	+\$0
8Q	folkstone grey A	+\$0
WL	sandstone A	+\$0

For textured paint on smooth steel (XS)

91	white A	+\$0
CL	cool grey neutral A	+\$0
G1	graphite A	+\$0
WN	warm grey neutral A	+\$0

Step 13. Front Finish

Solid-Color Laminate

For laminate front (L)

8Q	folkstone grey A	+\$0
91	white A	+\$0
98	studio white	+\$0
CL	cool grey neutral A	+\$0
LU	soft white A	+\$0
WL	sandstone A	+\$0
WN	warm grey neutral A	+\$0

Linen Laminate

For laminate front (L)

LBM	crisp linen	+\$0
LBN	classic linen	+\$0
LBP	casual linen	+\$0

Mesh Laminate

For laminate front (L)

LBK	pewter mesh	+\$0
LBL	steel mesh	+\$0

Twill Laminate

For laminate front (L)

LBF	neutral twill	+\$0
LBG	sarum twill	+\$0
LBH	earthen twill	+\$0
LBJ	graphite twill	+\$0
LBQ	white twill	+\$0

Powered Metal Low Credenza,
Doors with Drawers *continued*

Wood-Grain Laminate		
<i>For laminate front (L)</i>		
HM	natural maple <input type="checkbox"/>	+\$0
HP	light anigre <input type="checkbox"/>	+\$0
LBA	clear on ash	+\$0
LBB	oak on ash	+\$0
LBC	walnut on ash	+\$0
LBD	dark brown walnut	+\$0
LBE	medium red walnut	+\$0
76	light brown walnut <input type="checkbox"/>	+\$0
HX	aged cherry <input type="checkbox"/>	+\$0
HY	walnut on cherry <input type="checkbox"/>	+\$0

Wood Veneer		
<i>For veneer front (W)</i>		
2U	light brown walnut <input type="checkbox"/>	+\$0
40	dark brown walnut <input type="checkbox"/>	+\$0
ED	aged cherry <input type="checkbox"/>	+\$0
EK	medium red walnut <input type="checkbox"/>	+\$0
ET	clear on ash <input type="checkbox"/>	+\$0
EV	walnut on ash <input type="checkbox"/>	+\$0
UL	natural maple <input type="checkbox"/>	+\$0
UX	walnut on cherry <input type="checkbox"/>	+\$0

Step 14. Top Finish

Solid-Color Laminate		
<i>For 3/8" laminate top (03)</i>		
8Q	folkstone grey <input type="checkbox"/>	+\$0
91	white <input type="checkbox"/>	+\$0
98	studio white	+\$0
CL	cool grey neutral <input type="checkbox"/>	+\$0
LU	soft white <input type="checkbox"/>	+\$0
WL	sandstone <input type="checkbox"/>	+\$0
WN	warm grey neutral <input type="checkbox"/>	+\$0

Linen Laminate		
<i>For 3/8" laminate top (03)</i>		
LBM	crisp linen	+\$0
LBN	classic linen	+\$0
LBP	casual linen	+\$0

Mesh Laminate		
<i>For 3/8" laminate top (03)</i>		
LBK	pewter mesh	+\$0
LBL	steel mesh	+\$0

Twill Laminate		
<i>For 3/8" laminate top (03)</i>		
LBF	neutral twill	+\$0
LBG	sarum twill	+\$0
LBH	earthen twill	+\$0
LBJ	graphite twill	+\$0
LBQ	white twill	+\$0

Wood-Grain Laminate		
<i>For 3/8" laminate top (03)</i>		
HM	natural maple <input type="checkbox"/>	+\$0
HP	light anigre <input type="checkbox"/>	+\$0
LBA	clear on ash	+\$0
LBB	oak on ash	+\$0
LBC	walnut on ash	+\$0
LBD	dark brown walnut	+\$0
LBE	medium red walnut	+\$0
76	light brown walnut <input type="checkbox"/>	+\$0
HX	aged cherry <input type="checkbox"/>	+\$0
HY	walnut on cherry <input type="checkbox"/>	+\$0

Wood Veneer		
<i>For 3/8" veneer top (04)</i>		
2U	light brown walnut <input type="checkbox"/>	+\$0
40	dark brown walnut <input type="checkbox"/>	+\$0
ED	aged cherry <input type="checkbox"/>	+\$0
EK	medium red walnut <input type="checkbox"/>	+\$0
ET	clear on ash <input type="checkbox"/>	+\$0
EV	walnut on ash <input type="checkbox"/>	+\$0
UL	natural maple <input type="checkbox"/>	+\$0
UX	walnut on cherry <input type="checkbox"/>	+\$0

Step 15. Base Finish		
8Q	folkstone grey <input type="checkbox"/>	+\$0
98	studio white <input type="checkbox"/>	+\$0
WL	sandstone <input type="checkbox"/>	+\$0

Bright Sand Texture Paint		
91	white <input type="checkbox"/>	+\$0
CL	cool grey neutral <input type="checkbox"/>	+\$0
G1	graphite <input type="checkbox"/>	+\$0
WN	warm grey neutral <input type="checkbox"/>	+\$0

Metallic Paint		
CN	metallic champagne <input type="checkbox"/>	+\$10
EH	metallic bronze <input type="checkbox"/>	+\$10
MS	metallic silver <input type="checkbox"/>	+\$10

Powered Metal Low Credenza,
Doors with Drawers *continued*

Step 16. Pull Finish

For arc pull (A.)

NH	brushed nickel [A]	+\$0
NK	black nickel [A]	+\$0

For bar pull (K.)

8Q	folkstone grey	+\$0
91	white	+\$0
G1	graphite [A]	+\$0
WL	sandstone [A]	+\$0
CN	metallic champagne [A]	+\$0
MS	metallic silver [A]	+\$0
79	green apple [A]	+\$15
MY3	yellow oxide [A]	+\$15
RO	red [A]	+\$15
TRQ	turquoise [A]	+\$15

Step 17. Counterweight

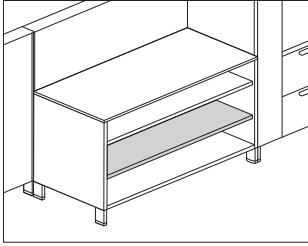
NO	no counterweight [A]	+\$0
CB	counterweight [A]	+\$115

Step 18. Lock Option

KA	keyed alike [A]	+\$0
KC	keyed differently, chrome [A]	+\$0
KD	keyed differently, black [A]	+\$0

Metal Credenza Shelf

FM892.

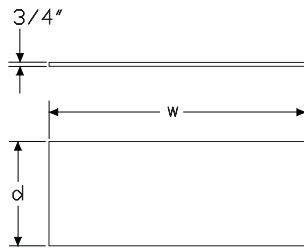


Product Information

Description

This metal shelf fits into a metal credenza to provide additional shelf storage. Shelf attachment hardware included.

Dimensions



Specification Information

Step 1.

FM892. [A]

Step 2. Width

- 18** 18" wide [A]
- 24** 24" wide [A]
- 30** 30" wide [A]
- 36** 36" wide [A]
- 42** 42" wide [A]

Step 3. Depth

- 20** 20" deep [A]

Prices for Steps 1-3.

	20
FM892. 18	\$41
24	\$53
30	\$64
36	\$76
42	\$87

Step 4. Paint/Steel Type

- SS** smooth paint on smooth steel [A] +\$0
- XS** textured paint on smooth steel [A] +\$0

Step 5. Surface Finish

Metallic Paint

For smooth paint on smooth steel (SS)

- CN** metallic champagne [A] +\$10
- EH** metallic bronze [A] +\$10
- MS** metallic silver [A] +\$10

Sand Texture Paint

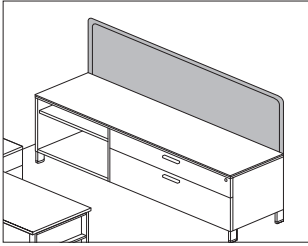
For textured paint on smooth steel (XS)

- 98** studio white [A] +\$0
- 8Q** folkstone grey [A] +\$0
- WL** sandstone [A] +\$0

Bright Sand Texture Paint

For textured paint on smooth steel (XS)

- 91** white [A] +\$0
- CL** cool grey neutral [A] +\$0
- G1** graphite [A] +\$0
- WN** warm grey neutral [A] +\$0



Product Information

Description

This tackable fabric screen attaches to a Canvas low credenza using the thin top and provides boundary with a tackable surface. Attachment hardware included.

Notes

Order credenza thin top separately:

- Credenza top for wood credenza (FF889.)
- Credenza top for metal credenza (FM889.)

Predrilled holes near back edge of credenza thin top allow for bayonets to extend up to support the screen.

Works with standard and powered Canvas credenzas.

Screen accepts Customer's Own Material (COM). Yardage is estimated for nondirectional 54"-wide fabrics.

For vertical fabric direction (T):

Height—Yardage

- 24—0.95
- 30—1.14
- 36—1.32

For horizontal fabric direction (R), for 42" high:

Width—Yardage

- 24—0.95
- 30—1.14
- 36—1.32
- 42—1.51
- 48—1.71
- 60—2.07
- 66—2.27
- 72—2.46

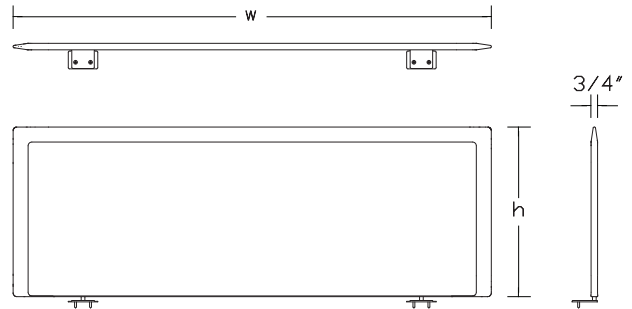
For horizontal fabric direction (R), for 46" high and 53" high:

Width—Yardage

- 24—1.90
- 30—2.27
- 36—2.66
- 42—3.02
- 48—3.41
- 60—4.17
- 66—4.54
- 72—4.92

For information on multiple quantities or directional fabrics, contact COM Department. See Order Information in Appendices.

Dimensions



Pari Screen, Storage Attached

continued

Specification Information

Step 1.

FV360.

Step 2. Attachment

CS Canvas credenza attached, single

CB Canvas credenza attached, back to back

Step 3. Height

42 42" high

46 46" high

53 53" high

Step 4. Width

30 30" wide

36 36" wide

42 42" wide

48 48" wide

60 60" wide

66 66" wide

72 72" wide

Step 5. Surface Material

For 30" wide (30), 36" wide (36), 42" wide (42), or 48" wide (48)

R tackable fabric, horizontal

T tackable fabric

For 60" wide (60), 66" wide (66), or 72" wide (72)

R tackable fabric, horizontal

Prices for Steps 1-5.

	30R	30T	36R	36T	42R	42T
FV360. CS 42	\$735	735	765	765	810	810
46	\$765	765	855	855	900	900
53	\$900	900	945	945	1095	1095
CB 42	\$735	735	765	765	810	810
46	\$765	765	855	855	900	900
53	\$900	900	945	945	1095	1095
	48R	48T	60R	66R	72R	
FV360. CS 42	\$945	945	1080	1100	1125	
46	\$990	990	1125	1190	1215	
53	\$1170	1170	1305	1370	1395	
CB 42	\$945	945	1080	1100	1125	
46	\$990	990	1125	1190	1215	
53	\$1170	1170	1305	1370	1395	

Step 6. Fabric

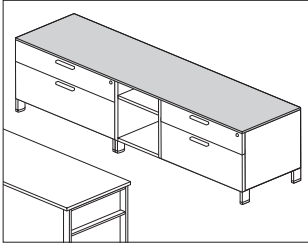
Price Category 1 +\$0

Price Category 2 +\$38

Price Category 3 +\$90

Price Category 4 +\$156

Credenza Top for Metal Credenza FM890.

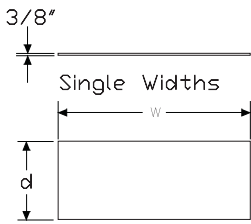


Product Information

Description
 This 3/8"-high credenza top can be used to cover a single credenza or 2 credenzas that are ganged side-by-side. Attachment hardware included.

Notes
 For additional product options, see Vary Easy Program® in Appendices.

Dimensions



Combination Widths
 60" Wide



30"/30"

66" Wide



36"/30"

72" Wide



36"/36", 42"/30"

Specification Information

Step 1.

FM890.20 A

Step 2. Width

- 30** 30" wide A
- 36** 36" wide A
- 42** 42" wide A
- 48** 48" wide A
- 60** 60" wide A
- 66** 66" wide A
- 72** 72" wide A

Step 3. Top Material

- 03** 3/8" laminate top A
- 04** 3/8" veneer top A

Prices for Steps 1-3.

		03	04
FM890.20	30	\$265	634
	36	\$301	713
	42	\$344	756
	48	\$366	808
	60	\$449	925
	66	\$492	1004
	72	\$513	1041

Step 4. Top Finish

Solid-Color Laminate

For 3/8" laminate top (03)

8Q	folkstone grey <input type="checkbox"/> A	+\$0
91	white <input type="checkbox"/> A	+\$0
98	studio white	+\$0
CL	cool grey neutral <input type="checkbox"/> A	+\$0
LU	soft white <input type="checkbox"/> A	+\$0
WL	sandstone <input type="checkbox"/> A	+\$0
WN	warm grey neutral <input type="checkbox"/> A	+\$0

Linen Laminate

For 3/8" laminate top (03)

LBM	crisp linen	+\$0
LBN	classic linen	+\$0
LBP	casual linen	+\$0

Credenza Top for Metal Credenza

continued

Mesh Laminate

For 3/8" laminate top (03)

LBK	pewter mesh	+\$0
LBL	steel mesh	+\$0

Twill Laminate

For 3/8" laminate top (03)

LBF	neutral twill	+\$0
LBG	sarum twill	+\$0
LBH	earthen twill	+\$0
LBJ	graphite twill	+\$0
LBQ	white twill	+\$0

Wood-Grain Laminate

For 3/8" laminate top (03)

HM	natural maple <input type="checkbox"/>	+\$0
HP	light anigre <input type="checkbox"/>	+\$0
LBA	clear on ash	+\$0
LBB	oak on ash	+\$0
LBC	walnut on ash	+\$0
LBD	dark brown walnut	+\$0
LBE	medium red walnut	+\$0
76	light brown walnut <input type="checkbox"/>	+\$0
HX	aged cherry <input type="checkbox"/>	+\$0
HY	walnut on cherry <input type="checkbox"/>	+\$0

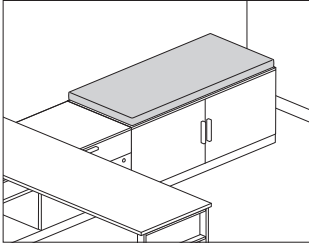
Wood Veneer

For 3/8" veneer top (04)

2U	light brown walnut <input type="checkbox"/>	+\$0
40	dark brown walnut <input type="checkbox"/>	+\$0
ED	aged cherry <input type="checkbox"/>	+\$0
EK	medium red walnut <input type="checkbox"/>	+\$0
ET	clear on ash <input type="checkbox"/>	+\$0
EU	oak on ash <input type="checkbox"/>	+\$0
EV	walnut on ash <input type="checkbox"/>	+\$0
UL	natural maple <input type="checkbox"/>	+\$0
UX	walnut on cherry <input type="checkbox"/>	+\$0

Credenza Cushion Top

FF891.



Product Information

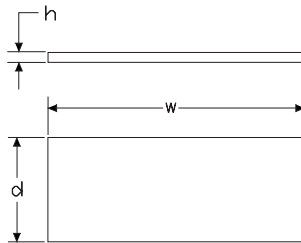
Description

This cushion attaches to the top of a metal or wood credenza to provide temporary guest seating. Attachment hardware included.

Notes

Cushion accepts Customer's Own Material (COM). Yardage is estimated for nondirectional, 54"-wide fabrics. Order 1 yard of fabric per cushion. For odd number of cushions, round up to next full yard. For information on multiple quantities or directional fabrics, contact COM Department. See Order Information in Appendices.

Dimensions



Specification Information

Step 1.

FF891. A

Step 2. Height

01 1" high A

02 2" high A

Step 3. Depth

20 20" deep A

Step 4. Width

24 24" wide A

30 30" wide A

36 36" wide A

42 42" wide A

48 48" wide A

Prices for Steps 1-4.

	24	30	36	42	48
FF891. 01 20	\$239	256	275	286	300
02 20	\$287	311	338	358	377

Step 5. Fabric

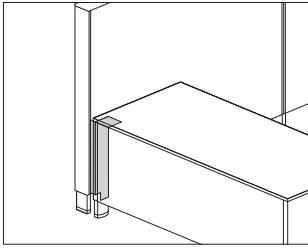
See application chart and textiles list for fabric usage and numbers.

First 2 digits of number indicate fabric line; remaining digit(s) indicate fabric color.

Price Category 1	+\$0
Price Category 2	+\$68
Price Category 3	+\$82
Price Category 4	+\$101
Price Category 7 <input type="checkbox"/> A	+\$137
Price Category 9	+\$950
Price Category D	+\$82
Price Category E	+\$99
Price Category G	+\$166
Price Category H	+\$204

Support Bracket, Low Credenza-to-Frame

FT292.



Product Information

Description

This bracket attaches between a Canvas wood or metal credenza and a frame. It allows the credenza to attach parallel or perpendicular to the frame, providing support to a frame run in place of a return wall or work surface support.

Notes

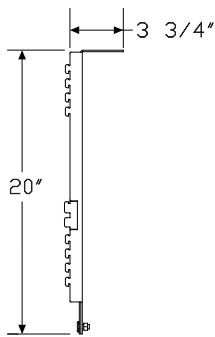
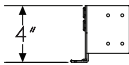
Bracket attaches credenza with no gap or with a 1" gap from the front of the frame to allow room for cords and cables.

Support bracket attaches to low credenza with 4" foot only.

Support bracket also attaches to back of a 60" wide or wider low credenza where 2 units are joined.

Support bracket orientation (left or right) is determined by the frame orientation as you are facing the frame. Credenza can be attached parallel or perpendicular to a frame. Bracket attaches to the back left or back right of the low credenza.

Dimensions



Specification Information

Step 1.

FT292.

Step 2. Storage Type

M for use with metal low credenza with 4" high foot

C for use with wood low credenza with 4" high foot A

Step 3. Frame Attachment Location

L left end of frame

R right end of frame

Step 4. Storage Attachment Position

N no gap, for storage tight to wall

G 1" gap, for cord drop

Prices for Steps 1-4.

		N	G
FT292. M	L	\$120	120
	R	\$120	120
	C L	\$120	120
	R	\$120	120

Step 5. Surface Finish

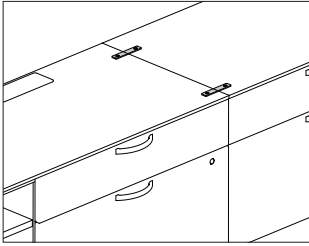
Bright Sand Texture Paint

91	white	+\$0
CL	cool grey neutral	+\$0
G1	graphite	+\$0
WN	warm grey neutral	+\$0
8Q	folkstone grey	+\$0
98	studio white	+\$0
WL	sandstone	+\$0

Metallic Paint

CN	metallic champagne	+\$10
EH	metallic bronze	+\$10
MS	metallic silver	+\$10

Powered Storage Ganging Bracket PS900 Kit



Product Information

Description

This kit has 2 brackets that attach to the case under the tops of 2 adjacent surfaces, ganging them together to provide stability and allowing electrical components to be routed from one case to another. Finish is black.

Notes

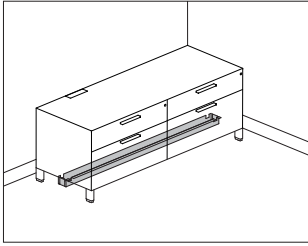
Power that is being routed from one case to another requires the cases be ganged together.
Single cases require counterweight to be specified.

Specification Information

Step 1.

PS900 A

\$29



Product Information

Description

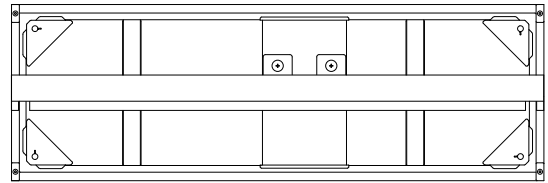
This cable cover attaches to a metal or wood Canvas Office Landscape® powered low credenza, and is available in 3 configurations: center, full-span, and side placement. It is used in conjunction with Connect™ components to comply with UL1286 listing. Finish is black.

Notes

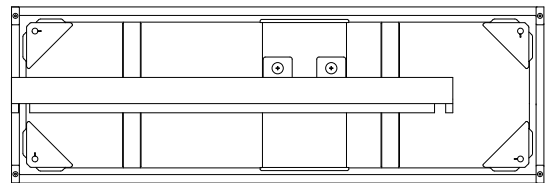
Order the following products separately:

- Canvas powered metal low credenza (FMP72, FMP73, FMP74)
- Canvas powered wood low credenza (FFD72, FFD73, FFD74)
- Connect - S310 electrical unit with connect modular connection (Y1329.)
- Connect - power entry, 4-circuit (Y1351.)
- Connect - junction block to junction block jumper, 4-circuit (Y1353.)
- Connect - H-block connector, 4-circuit (Y1354.H)
- Powered storage distributor cover (FPS911.)

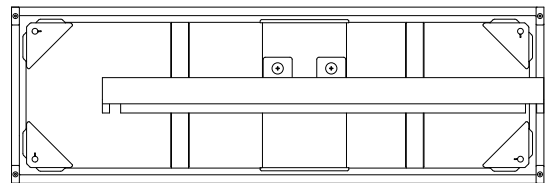
Dimensions



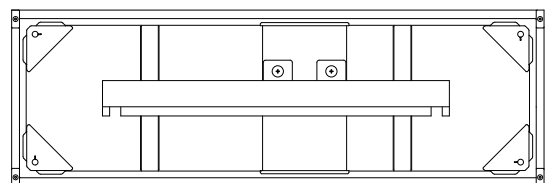
Full



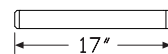
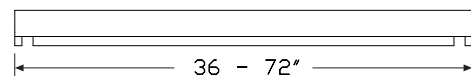
Side



Side



Center



Cross bars for use with metal credenza only

Powered Storage Cable Cover

continued

Specification Information

Step 1.

FPS910. A

Step 2. Material

F for use with wood powered low credenza A

M for use with metal powered low credenza A

Step 3. Case Width

48 48" wide A

60 60" wide A

66 66" wide A

72 72" wide A

Step 4. Configuration

C center A

F full A

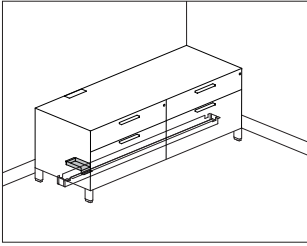
S side A

Prices for Steps 1-4.

			C	F	S
FPS910. F	48		\$92	92	92
	60		\$113	113	113
	66		\$113	113	113
	72		\$113	113	113
M	48		\$194	194	194
	60		\$215	215	215
	66		\$215	215	215
	72		\$215	215	215

Powered Storage Distributor Cover

FPS911



Product Information

Description

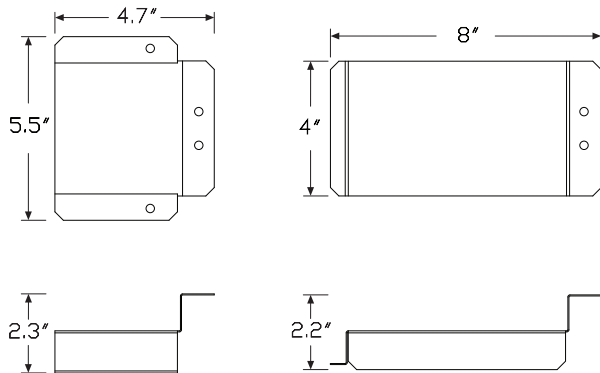
This distributor cover attaches to a metal or wood Canvas Office Landscape® powered low credenza. It is used in conjunction with a powered storage cable cover and Connect™ components to comply with UL1286 listing. Finish is black.

Notes

Order the following products separately:

- Canvas powered metal low credenza (FMP72, FMP73, FMP74)
- Canvas powered wood low credenza (FFD72, FFD73, FFD74)
- Connect - S310 electrical unit with connect modular connection (Y1329.)
- Connect - power entry, 4-circuit (Y1351.)
- Connect - junction block to junction block jumper, 4-circuit (Y1353.)
- Connect - H-block connector, 4-circuit (Y1354.H)
- Powered storage cable cover (FPS910.)

Dimensions



Specification Information

Step 1.

FPS911. A

Step 2. Material

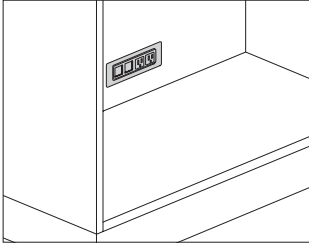
F for use with wood powered low credenza A

M for use with metal powered low credenza A

Prices for Steps 1-2.

FPS911. F	\$49
M	\$49

Connect™ - S310 Electrical Unit Y1329. with Connect Modular Connection



Product Information

Description
This electrical distributor provides power to a lateral file, low credenza, or storage case with a Connect™ 4-circuit modular connector. It can be top surface mounted flush or vertically mounted in the false back of a cabinet. A voice/data adapter kit is included, allowing the data openings to accept various manufacturers' couplers and jacks. Attachment hardware is included. Product is UL listed.

Notes
Field cutting of surface may be required. Information on surface cutout size is included on instruction sheet.

Silver option (OI) and white option (OJ) have painted metal trim with white plastic simplex/data interiors. Black option (OH) has black painted trim with black plastic simplex/data interior.

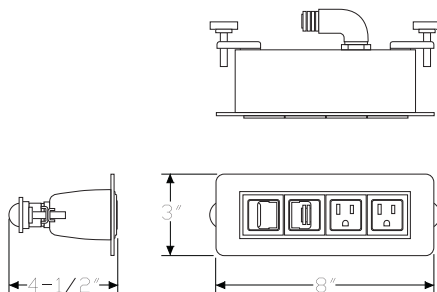
Modular electrical connectors can only connect to Connect 4-circuit modular power system.

Order the following products separately:

- Canvas powered metal low credenza (FMP72A., FMP72K., FMP73A., FMP73K., FMP74A., FMP74K.)
- Canvas powered wood low credenza (FFD72A., FFD72K., FFD73A., FFD73K., FFD74A., FFD74K.)
- Meridian powered storage case (PSC-, PS6-, PSAM-, PSAV-, PSKM-, PSKV-)
- Meridian powered storage lateral file (PS26-, PS2AM, PS2AV, PS2KM, PS2KV)
- Connect - power entry, 4-circuit (Y1351.)
- Connect - junction block to junction block jumper, 4-circuit (Y1353.)
- Connect - block connector, 4-circuit (Y1354.)
- Other Connect 4-circuit modular power components as required

For Canvas powered storage, order Connect - conduit clamp (Y1339.) separately.

Dimensions



Specification Information

Step 1.
Y1329.

Step 2. Configuration

- 3** 2 simplex receptacles, 2 data openings
- 8** 3 simplex receptacles, 1 data opening

Step 3. Power Type

- E** 4 circuit circuit 1
- F** 4 circuit circuit 2
- G** 4 circuit circuit 3
- H** 4 circuit circuit 4

Step 4. Cord/Conduit Length

- 02** 2' conduit
- 03** 3' conduit
- 04** 4' conduit
- 06** 6' conduit
- 10** 10' conduit

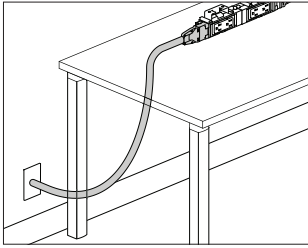
Prices for Steps 1-4.

			02	03	04	06	10
Y1329. 3	E		\$313	322	331	351	389
	F		\$313	322	331	351	389
	G		\$313	322	331	351	389
	H		\$313	322	331	351	389
8	E		\$328	337	348	366	404
	F		\$328	337	348	366	404
	G		\$328	337	348	366	404
	H		\$328	337	348	366	404

Step 5. Finish

OH	black						+\$0
OI	silver						+\$0
OJ	white						+\$0

Connect™-Power Entry, 4-Circuit Y1351.



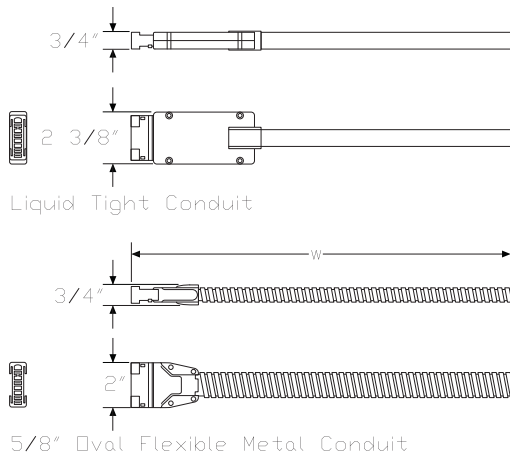
Product Information

Description
 This power entry connects a building's electrical from a wall, floor, or column to the end of a 4-circuit dual junction block power kit or junction block and distributes up to 4 20-amp circuits. UL 183 listed, CUL Certified.

Notes

Connect™ modular power products are not compatible with electrical components used in Herman Miller systems or desking product lines.
 Power entry can be field cut to the appropriate length.
 For San Francisco, specify 3/8" flex metallic conduit option (C).
 Finish color on liquid tight conduit is black. Finish color on metallic conduit is silver.
 A licensed electrician must wire the power entry to the building's electrical system.

Dimensions



Specification Information

Step 1.

Y1351.

Step 2. Length

06	6' long
12	12' long
18	18' long
24	24' long

Step 3. Conduit Type

L	liquid tight conduit
C	3/8" flex metallic conduit

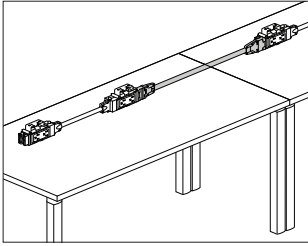
Prices for Steps 1-3.

	L	C
Y1351. 06	\$144	144
12	\$206	206
18	\$270	270
24	\$345	345

Canvas Office Landscape® Metal Case Credenzas

Connect™-Junction Block to Junction Block Jumper, 4-Circuit

Y1353.



Product Information

Description

This power jumper distributes up to 4 20-amp circuits between 2 power kits or junction blocks and is available as adjustable or non-adjustable. The adjustable jumper allows 1 end of the jumper to extend an additional 3" when connecting to components under an adjacent desk or table. UL 183 listed, CUL Certified.

Notes

Connect™ modular power products are not compatible with electrical components used in Herman Miller systems or desking product lines.

When routing power to an adjacent desk or table, surfaces must be ganged together. Order ganging bracket kit (Y1338.) separately.

When connecting dual junction block power kits (Y1350.) between adjacent surfaces in a linear run, specify 24"-wide jumper.

When connecting dual junction block power kits (Y1350.) at the outside corner of 2 24"-deep surfaces at 90°, specify 42"-wide jumper.

When connecting dual junction block power kits (Y1350.) at the outside corner of 2 30"-deep surfaces at 90°, specify 48"-wide jumper.

When connecting dual junction block power kits (Y1350.) at the outside corner of 1 30"-deep and 1 24"-deep surface, specify 48"-wide jumper.

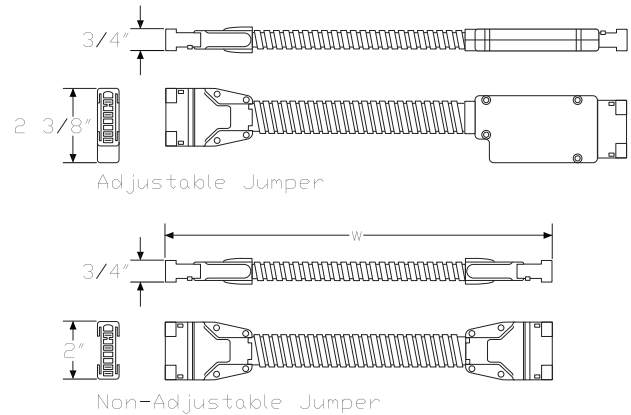
When connecting dual junction block power kits (Y1350.) at the inside corner of 2 24"- or 30"-deep surfaces, specify 30"-wide jumper.

Finish on 5/8" oval metallic conduit is silver.

Order the following products separately:

- Conduit clamps (Y1339.)
- Dual junction block power kit, 4-circuit (Y1350.) or junction block, 4-circuit (Y1358.)
- Duplex receptacle, 4-circuit (Y1355.) - for junction block, 4-circuit
- Junction block bracket, 4-circuit (Y1357.) - for junction block, 4-circuit
- Power entry, 4-circuit (Y1351.)

Dimensions



Connect™-Junction Block to Junction Block Jumper, 4-Circuit

continued

Specification Information

Step 1.

Y1353.

Step 2. Width

12	12" wide
18	18" wide
24	24" wide
30	30" wide
36	36" wide
42	42" wide
48	48" wide
54	54" wide
60	60" wide
66	66" wide
72	72" wide
78	78" wide
84	84" wide
90	90" wide
108	108" wide
120	120" wide
132	132" wide
144	144" wide

Step 3. Type

A	adjustable jumper
N	nonadjustable jumper

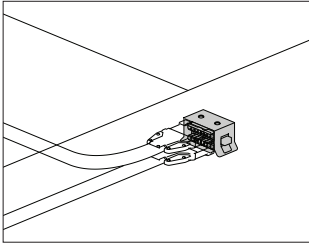
Prices for Steps 1-3.

	A	N
Y1353. 12	\$73	73
18	\$78	78
24	\$83	83
30	\$89	89
36	\$94	94
42	\$99	99
48	\$105	105
54	\$110	110
60	\$115	115
66	\$120	120
72	\$125	125
78	\$131	131
84	\$136	136
90	\$142	142
108	\$157	157
120	\$167	167
132	\$179	179
144	\$189	189

Canvas Office Landscape® Metal Case Credenzas

Connect™-Block Connector, 4-Circuit

Y1354.



Product Information

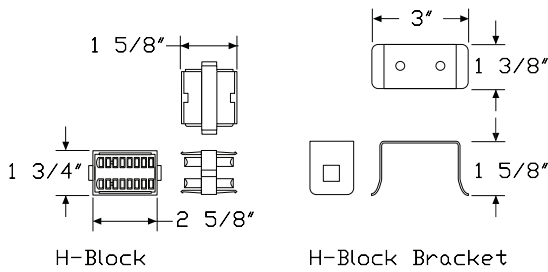
Description

This block connects components together to distribute power. The H-block connector connects jumpers together at 2-, 3-, and 4-way connection points, or distributes power from a power entry to multiple components. The receptacle-to-receptacle connectors connect 2 junction blocks together. Finish is black. Attachment hardware included. UL 183 listed, CUL Certified.

Notes

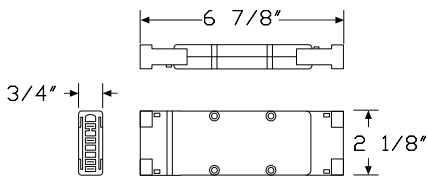
Connect™ modular power products are not compatible with electrical components used in Herman Miller systems or desking product lines. When routing power to an adjacent desk or table, surfaces must be ganged together. Order ganging bracket kit (Y1338.) separately.

Dimensions

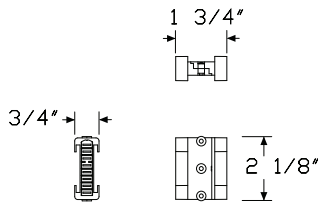


H-Block

H-Block Bracket



Receptacle-to-Receptacle Block Connector



Short Receptacle-to-Receptacle Block Connector

Specification Information

Step 1.

Y1354.

Step 2. Connector Type

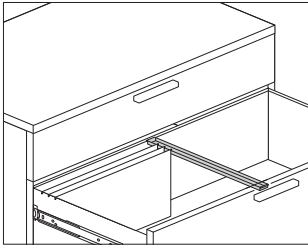
- H** H-block connector
- S** short receptacle-to-receptacle block connector A
- R** receptacle-to-receptacle block connector

Prices for Steps 1-2.

Y1354. H	\$40
S	\$47
R	\$51

Front-to-Back Filing Rail

FM920.

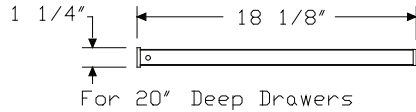
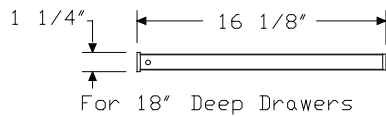


Product Information

Description

This filing rail holds letter-size files for front-to-back filing. The 18"-deep rail is used in a metal low credenza. The 20"-deep rail is used in a metal lateral file. Finish is black amber.

Dimensions



Specification Information

Step 1.

FM920.

Step 2. Width

- 00** for 30"- or 42"-wide drawers
- 36** for 36"-wide drawers

Step 3. Depth

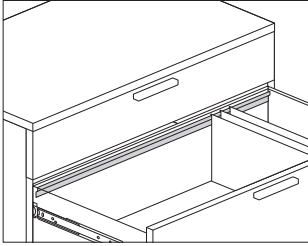
- 18** for 18"-deep low credenza file drawer
- 20** for 20"-deep 2-high lateral file drawer

Prices for Steps 1-3.

	18	20
FM920. 00	\$31	31
36	\$31	31

Side-to-Side Filing Rail

FM921.

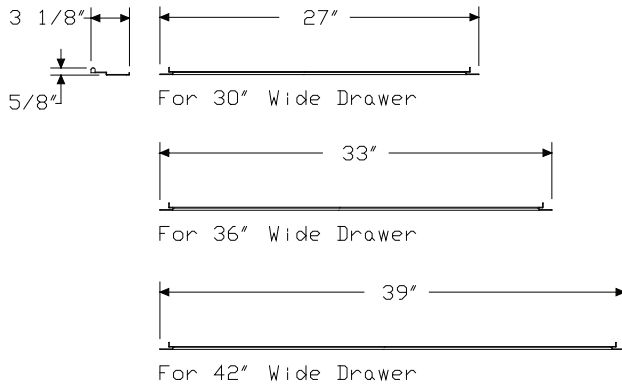


Product Information

Description

This filing rail holds letter- or legal-sized hanging folder for side-to-side filing in a metal low credenza or lateral file. Finish is black umber.

Dimensions



Specification Information

Step 1.

FM921.

Step 2. Quantity

- 1 1 filing rail
- 2 2 filing rails

Step 3. Width

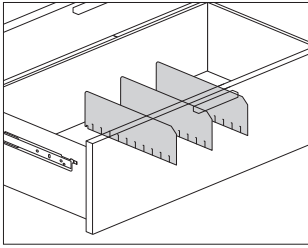
- 30 for 30"-wide drawers
- 36 for 36"-wide drawers
- 42 for 42"-wide drawers

Prices for Steps 1-3.

	30	36	42
FM921. 1	\$22	22	22
2	\$44	44	44

Movable Divider

FM922.
FM929.

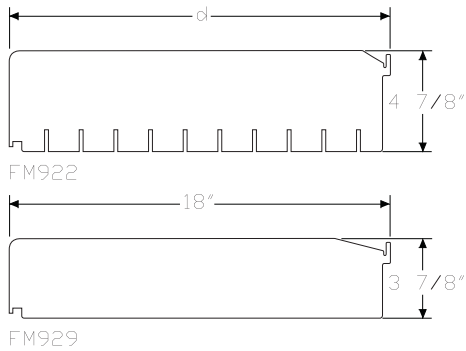


Product Information

Description

This adjustable metal divider fits into slots of a metal low credenza or lateral file drawer. The 18"-deep divider is used in a metal low credenza. The 20"-deep divider is used in a metal lateral file. Finish is black umber.

Dimensions



Specification Information

Step 1.

FM92

Step 2. Type

- 2. file drawer divider
- 9. credenza box drawer divider

Step 3. Quantity

- 1 1 divider
- 3 3 dividers

Step 4. Depth

For file drawer divider (2.)

- 18 for 18"-deep low credenza
- 20 for 20"-deep 2-high lateral file

For credenza box drawer divider (9.)

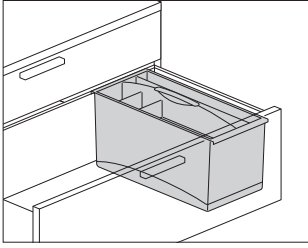
- 18 for 18"-deep low credenza

Prices for Steps 1-4.

	18	20
FM922. 1	\$30	30
3	\$74	74
FM929. 1	\$30	—
3	\$74	—

File Drawer Organizer

FM923.

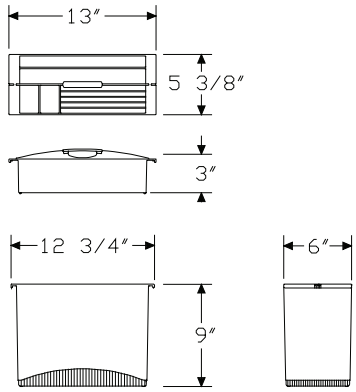


Product Information

Description

This 2-piece plastic organizer fits into any file drawer configured for letter-size filing. It has a removable top tray with sections for storing small items, and a bottom bin that can hold larger items or be divided into 3 sections; 2 vertical dividers included. Finish is black umber.

Dimensions



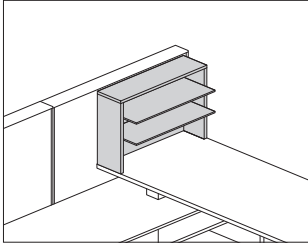
Specification Information

Step 1.

FM923. \$80

Open Shelf Organizer

FF900.



Product Information

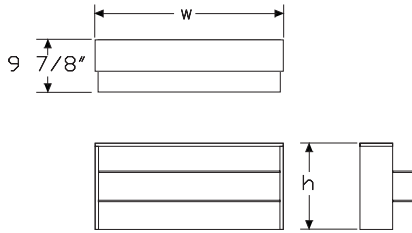
Description

This organizer sits on a surface or credenza to provide open storage and organization of small items. It has a laminate or veneer case with aluminum shelves.

Notes

For additional product options, see Vary Easy Program® in Appendices.
 24", 30", and 36" widths match the depth of peninsula surfaces; 23" and 29" widths match the depth of standard surfaces.
 Order open shelf organizer divider (FF901.) separately.

Dimensions



Specification Information

Step 1.

FF900. A

Step 2. Height

13 12 1/2" high A

17 16 1/2" high A

24 23 1/2" high A

Step 3. Width

23 23" wide A

24 24" wide A

29 29" wide A

30 30" wide A

36 36" wide A

Step 4. Case Material

L laminate A

W veneer A

Prices for Steps 1-4.

		L	W
FF900. 13	23	\$750	1125
	24	\$750	1125
	29	\$778	1189
	30	\$778	1189
	36	\$808	1254
17	23	\$836	1302
	24	\$836	1302
	29	\$865	1364
	30	\$865	1364
	36	\$893	1427
24	23	\$922	1475
	24	\$922	1475
	29	\$950	1539
	30	\$950	1539
	36	\$978	1603

Canvas Office Landscape® Metal Case Organizers

Step 5. Top/Case/Edge Finish

Solid-Color Laminate		
<i>For laminate (L)</i>		
8Q	folkstone grey <input type="checkbox"/> <input type="checkbox"/>	+\$0
91	white <input type="checkbox"/>	+\$0
98	studio white	+\$0
CL	cool grey neutral <input type="checkbox"/>	+\$0
LU	soft white <input type="checkbox"/>	+\$0
WL	sandstone <input type="checkbox"/>	+\$0
WN	warm grey neutral <input type="checkbox"/>	+\$0

Linen Laminate		
<i>For laminate (L)</i>		
LBM	crisp linen	+\$0
LBN	classic linen	+\$0
LBP	casual linen	+\$0

Mesh Laminate		
<i>For laminate (L)</i>		
LBK	pewter mesh	+\$0
LBL	steel mesh	+\$0

Twill Laminate		
<i>For laminate (L)</i>		
LBF	neutral twill	+\$0
LBG	sarum twill	+\$0
LBH	earthen twill	+\$0
LBJ	graphite twill	+\$0
LBQ	white twill	+\$0

Wood-Grain Laminate		
<i>For laminate (L)</i>		
HM	natural maple <input type="checkbox"/>	+\$0
HP	light anigre <input type="checkbox"/>	+\$0
LBA	clear on ash	+\$0
LBB	oak on ash	+\$0
LBC	walnut on ash	+\$0
LBD	dark brown walnut	+\$0
LBE	medium red walnut	+\$0
76	light brown walnut <input type="checkbox"/>	+\$0
HX	aged cherry <input type="checkbox"/>	+\$0
HY	walnut on cherry <input type="checkbox"/>	+\$0

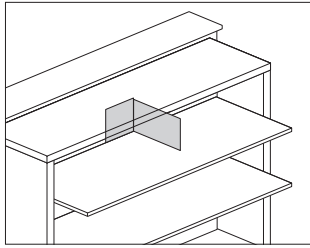
Wood Veneer		
<i>For veneer (W)</i>		
2U	light brown walnut <input type="checkbox"/>	+\$0
40	dark brown walnut <input type="checkbox"/>	+\$0
ED	aged cherry <input type="checkbox"/>	+\$0
EK	medium red walnut <input type="checkbox"/>	+\$0
ET	clear on ash <input type="checkbox"/>	+\$0
EU	oak on ash <input type="checkbox"/>	+\$0
EV	walnut on ash <input type="checkbox"/>	+\$0
UL	natural maple <input type="checkbox"/>	+\$0
UX	walnut on cherry <input type="checkbox"/>	+\$0

Step 6. Shelf Finish

Anodized Aluminum		
AN	clear anodized aluminum <input type="checkbox"/>	+\$0

Open Shelf Organizer, Divider

FF901.



Product Information

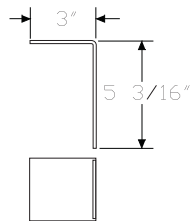
Description

This divider fits on an open shelf organizer to divide shelf space.
Package contains 2.

Notes

Order open shelf organizer (FF900.) separately.

Dimensions



Specification Information

Step 1.

FF901. A \$114

Step 2. Surface Finish

AN clear anodized aluminum A +\$0

Wood Case Lateral Files

Wood Case Pedestals

Wood Case Cabinets and Bookcases

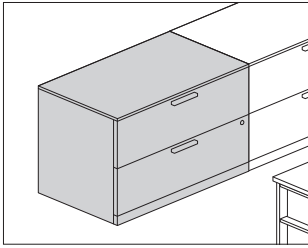
Wood Case Credenzas

Wood Case Organizers



Wood Freestanding Lateral File

FF20A.
FF20K.



Product Information

Description

This lateral file has a 3/8"-high laminate or veneer top, and the choice of a laminate case and front, veneer case and front, or laminate case with veneer front. It has a 2 1/4"-high base with 1" leveling glides and a positive interlock system that permits only 1 drawer to open at a time. Drawers have full-extension ball-bearing slides and accommodate side-to-side and front-to-back filing of letter-, legal, and A4-size hanging files.

Actual file widths are 29 7/8", 35 7/8", or 41 7/8"; actual depth is 19 7/8".

Notes

For additional product options, see Vary Easy Program in Appendices. Arc pull option (A.) conforms to guidelines of Americans with Disabilities Act (ADA).

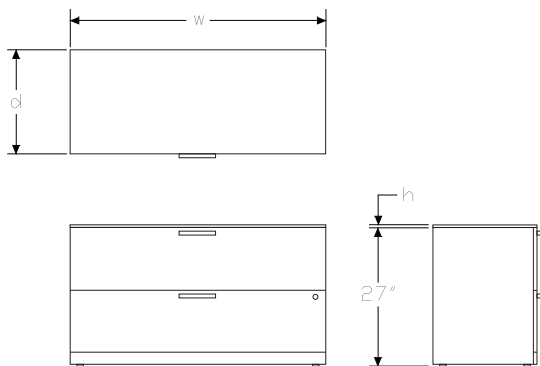
Grain direction is vertical on veneer and wood-grain laminate fronts.

For information on counterweight option (CB), see Canvas Planning Guide.

For keyed-alike locks, see Keyed-Alike Information in Appendices.

To support a work surface at 28 1/2" high and create 1/4" reveal between top of a wood pedestal, lateral file or high credenza (without top) and work surface, order spacer kit #U1B7K1X separately.

Dimensions



Specification Information

Step 1.

FF20 A

Step 2. Pull Type

A. arc pull A

K. bar pull A

Step 3. Width

30 30" wide A

36 36" wide A

42 42" wide A

Step 4. Depth

20 20" deep A

Step 5. Configuration

FF file/file A

Step 6. Base Height

2 2 1/4"-high base A

Step 7. Case/Front Material

L laminate A

C laminate case/veneer door A

W veneer A

Step 8. Top

For file/file (FF) with laminate (L)

NT no top A

03 3/8" laminate top A

04 3/8" veneer top A

For file/file (FF) with laminate case/veneer door (C)

NT no top A

03 3/8" laminate top A

04 3/8" veneer top A

For file/file (FF) with veneer (W)

NT no top A

04 3/8" veneer top A

Step 9. Lock

L lock A

Wood Freestanding Lateral File

continued

Prices for Steps 1-9.

	FF2LN1L	FF2L03L	FF2L04L	FF2CNTL	FF2C03L	FF2C04L
FF20A. 30 20	\$2218	2325	2538	2665	2771	2984
36 20	\$2431	2538	2752	2939	3045	3258
42 20	\$2645	2752	2965	3195	3302	3515

	FF2WN1L	FF2W04L
FF20A. 30 20	\$3006	3326
36 20	\$3336	3655
42 20	\$3643	3963

	FF2LN1L	FF2L03L	FF2L04L	FF2CNTL	FF2C03L	FF2C04L
FF20K. 30 20	\$2218	2325	2538	2665	2771	2984
36 20	\$2431	2538	2752	2939	3045	3258
42 20	\$2645	2752	2965	3195	3302	3515

	FF2WN1L	FF2W04L
FF20K. 30 20	\$3006	3326
36 20	\$3336	3655
42 20	\$3643	3963

Step 10. Case Finish

Solid-Color Laminate

For laminate (L) or laminate case/veneer door (C)

8Q	folkstone grey A	+\$0
91	white A	+\$0
98	studio white	+\$0
CL	cool grey neutral A	+\$0
LU	soft white A	+\$0
WL	sandstone A	+\$0
WN	warm grey neutral A	+\$0

Linen Laminate

For laminate (L) or laminate case/veneer door (C)

LBM	crisp linen	+\$0
LBN	classic linen	+\$0
LBP	casual linen	+\$0

Mesh Laminate

For laminate (L) or laminate case/veneer door (C)

LBK	pewter mesh	+\$0
LBL	steel mesh	+\$0

Twill Laminate

For laminate (L) or laminate case/veneer door (C)

LBF	neutral twill	+\$0
LBG	sarum twill	+\$0
LBH	earthen twill	+\$0
LBJ	graphite twill	+\$0
LBQ	white twill	+\$0

Wood-Grain Laminate

For laminate (L) or laminate case/veneer door (C)

HM	natural maple A	+\$0
HP	light anigre A	+\$0
LBA	clear on ash	+\$0
LBB	oak on ash	+\$0
LBC	walnut on ash	+\$0
LBD	dark brown walnut	+\$0
LBE	medium red walnut	+\$0
76	light brown walnut A	+\$0
HX	aged cherry A	+\$0
HY	walnut on cherry A	+\$0

Wood Veneer

For veneer (W)

2U	light brown walnut A	+\$0
40	dark brown walnut A	+\$0
ED	aged cherry A	+\$0
EK	medium red walnut A	+\$0
ET	clear on ash A	+\$0
EU	oak on ash A	+\$0
EV	walnut on ash A	+\$0
UL	natural maple A	+\$0
UX	walnut on cherry A	+\$0

Step 11. Front Finish

Solid-Color Laminate

For laminate (L)

8Q	folkstone grey A	+\$0
91	white A	+\$0
98	studio white	+\$0
CL	cool grey neutral A	+\$0
LU	soft white A	+\$0
WL	sandstone A	+\$0
WN	warm grey neutral A	+\$0

Wood Freestanding Lateral File

continued

Linen Laminate

For laminate (L)

LBM	crisp linen	+\$0
LBN	classic linen	+\$0
LBP	casual linen	+\$0

Mesh Laminate

For laminate (L)

LBK	pewter mesh	+\$0
LBL	steel mesh	+\$0

Twill Laminate

For laminate (L)

LBF	neutral twill	+\$0
LBG	sarum twill	+\$0
LBH	earthen twill	+\$0
LBJ	graphite twill	+\$0
LBQ	white twill	+\$0

Wood-Grain Laminate

For laminate (L)

HM	natural maple A	+\$0
HP	light anigre A	+\$0
LBA	clear on ash	+\$0
LBB	oak on ash	+\$0
LBC	walnut on ash	+\$0
LBD	dark brown walnut	+\$0
LBE	medium red walnut	+\$0
76	light brown walnut A	+\$0
HX	aged cherry A	+\$0
HY	walnut on cherry A	+\$0

Wood Veneer

For laminate case/veneer door (C) or veneer (W)

2U	light brown walnut A	+\$0
40	dark brown walnut A	+\$0
ED	aged cherry A	+\$0
EK	medium red walnut A	+\$0
ET	clear on ash A	+\$0
EU	oak on ash A	+\$0
EV	walnut on ash A	+\$0
UL	natural maple A	+\$0
UX	walnut on cherry A	+\$0

Step 12. Top Finish

Solid-Color Laminate

For 3/8" laminate top (03)

8Q	folkstone grey A	+\$0
91	white A	+\$0
98	studio white	+\$0
CL	cool grey neutral A	+\$0
LU	soft white A	+\$0
WL	sandstone A	+\$0
WN	warm grey neutral A	+\$0

Linen Laminate

For 3/8" laminate top (03)

LBM	crisp linen	+\$0
LBN	classic linen	+\$0
LBP	casual linen	+\$0

Mesh Laminate

For 3/8" laminate top (03)

LBK	pewter mesh	+\$0
LBL	steel mesh	+\$0

Twill Laminate

For 3/8" laminate top (03)

LBF	neutral twill	+\$0
LBG	sarum twill	+\$0
LBH	earthen twill	+\$0
LBJ	graphite twill	+\$0
LBQ	white twill	+\$0

Wood-Grain Laminate

For 3/8" laminate top (03)

HM	natural maple A	+\$0
HP	light anigre A	+\$0
LBA	clear on ash	+\$0
LBB	oak on ash	+\$0
LBC	walnut on ash	+\$0
LBD	dark brown walnut	+\$0
LBE	medium red walnut	+\$0
76	light brown walnut A	+\$0
HX	aged cherry A	+\$0
HY	walnut on cherry A	+\$0

Wood Freestanding Lateral File

continued

Canvas Office Landscape® Wood Case Lateral Files

Wood Veneer

For $\frac{3}{8}$ " veneer top (04)

2U	light brown walnut <input type="checkbox"/>	+\$0
40	dark brown walnut <input type="checkbox"/>	+\$0
ED	aged cherry <input type="checkbox"/>	+\$0
EK	medium red walnut <input type="checkbox"/>	+\$0
ET	clear on ash <input type="checkbox"/>	+\$0
EU	oak on ash <input type="checkbox"/>	+\$0
EV	walnut on ash <input type="checkbox"/>	+\$0
UL	natural maple <input type="checkbox"/>	+\$0
UX	walnut on cherry <input type="checkbox"/>	+\$0

Step 13. Pull Finish

For arc pull (A.)

NH	brushed nickel <input type="checkbox"/>	+\$0
NK	black nickel <input type="checkbox"/>	+\$0

Step 14. Pull Finish

For bar pull (K.)

8Q	folkstone grey	+\$0
91	white	+\$0
G1	graphite <input type="checkbox"/>	+\$0
WL	sandstone <input type="checkbox"/>	+\$0
CN	metallic champagne <input type="checkbox"/>	+\$5
MS	metallic silver <input type="checkbox"/>	+\$5
79	green apple <input type="checkbox"/>	+\$15
MY3	yellow oxide <input type="checkbox"/>	+\$15
RO	red <input type="checkbox"/>	+\$15
TRQ	turquoise <input type="checkbox"/>	+\$15

Step 15. Counterweight

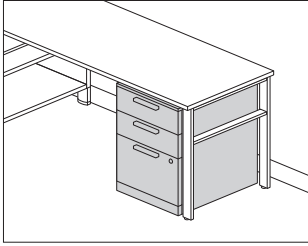
NO	no counterweight <input type="checkbox"/>	+\$0
CB	counterweight <input type="checkbox"/>	+\$70

Step 16. Lock Option

KA	keyed alike <input type="checkbox"/>	+\$0
KC	keyed differently, chrome <input type="checkbox"/>	+\$0
KD	keyed differently, black <input type="checkbox"/>	+\$0

Wood Freestanding Pedestal

FF10A.
FF10K.



Product Information

Description

This pedestal has a $\frac{3}{8}$ "-high laminate or veneer top and the choice of a laminate case and front, veneer case and front, or laminate case with veneer front. It is available with 4"-high architectural feet or a $2\frac{1}{4}$ "-high base with 1" leveling glides. The drawers have full-extension ball-bearing slides. File drawers accommodate front-to-back filing of letter-size hanging files.

Actual pedestal depths are $19\frac{7}{8}$ ", $22\frac{7}{8}$ ", or $28\frac{7}{8}$ ".

Notes

For additional product options, see Vary Easy Program in Appendices.

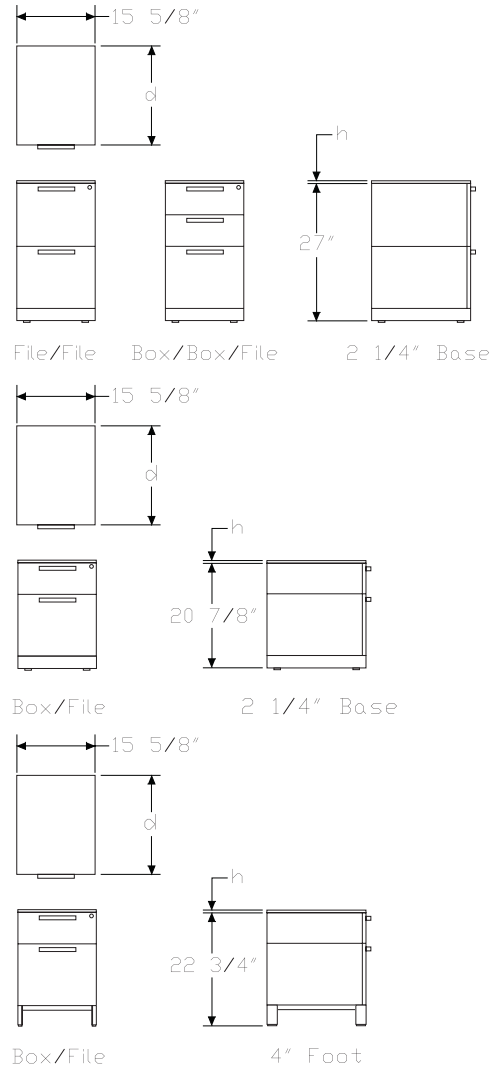
Arc pull option (A.) conforms to guidelines of Americans with Disabilities Act (ADA).

Grain direction is vertical on veneer and wood-grain laminate fronts.

For keyed-alike locks, see Keyed-Alike Information in Appendices.

To support a work surface at $28\frac{1}{2}$ " high and create $\frac{1}{4}$ " reveal between top of a wood pedestal, lateral file or high credenza (without top) and work surface, order spacer kit #U1B7K1X separately.

Dimensions



Wood Freestanding Pedestal

continued

Specification Information	
Step 1.	
FF10	<input type="checkbox"/> A
Step 2. Pull Type	
A.	arc pull <input type="checkbox"/> A
K.	bar pull <input type="checkbox"/> A
Step 3. Depth	
20	20" deep <input type="checkbox"/> A
24	24" deep <input type="checkbox"/> A
30	30" deep <input type="checkbox"/> A
Step 4. Configuration	
BBF	box/box/file <input type="checkbox"/> A
FF	file/file <input type="checkbox"/> A
BF	box/file <input type="checkbox"/> A
Step 5. Base/Foot Height	
<i>For box/box/file (BBF) or file/file (FF)</i>	
2	2 1/4"-high base <input type="checkbox"/> A
<i>For box/file (BF)</i>	
2	2 1/4"-high base <input type="checkbox"/> A
4	4"-high foot <input type="checkbox"/> A
Step 6. Case/Front Material	
<i>For 2 1/4"-high base (2)</i>	
L	laminated case/front <input type="checkbox"/> A
C	laminated case/veneer front <input type="checkbox"/> A
W	veneer case/front <input type="checkbox"/> A
<i>For 4"-high foot (4)</i>	
L	laminated case/front <input type="checkbox"/> A
C	laminated case/veneer front <input type="checkbox"/> A
Step 7. Top	
<i>For box/file (BF) with laminate case/front (L)</i>	
03	3/8" laminate top <input type="checkbox"/> A
04	3/8" veneer top <input type="checkbox"/> A
<i>For box/file (BF) with laminate case/veneer front (C)</i>	
03	3/8" laminate top <input type="checkbox"/> A
04	3/8" veneer top <input type="checkbox"/> A

<i>For box/file (BF) with veneer case/front (W)</i>	
04	3/8" veneer top <input type="checkbox"/> A
<i>For box/box/file (BBF) or file/file (FF) with laminate case/front (L)</i>	
NT	no top <input type="checkbox"/> A
03	3/8" laminate top <input type="checkbox"/> A
04	3/8" veneer top <input type="checkbox"/> A
<i>For box/box/file (BBF) or file/file (FF) with laminate case/veneer front (C)</i>	
NT	no top <input type="checkbox"/> A
03	3/8" laminate top <input type="checkbox"/> A
04	3/8" veneer top <input type="checkbox"/> A
<i>For box/box/file (BBF) or file/file (FF) with veneer case/front (W)</i>	
NT	no top <input type="checkbox"/> A
04	3/8" veneer top <input type="checkbox"/> A
Step 8. Lock	
L	lock <input type="checkbox"/> A

Prices for Steps 1-8.								
		2LNTL	2L03L	2L04L	2CNTL	2C03L	2C04L	
FF10A. 20	BBF	\$1770	1853	1966	2139	2224	2420	
	FF	\$1714	1798	1994	2072	2157	2353	
	BF	—	\$1680	1876	—	2015	2212	
	24	BBF	\$1865	1949	2145	2255	2338	2534
		FF	\$1809	1893	2088	2187	2270	2467
		BF	—	\$1775	1971	—	2130	2325
	30	BBF	\$2039	2125	2329	2464	2550	2753
		FF	\$1904	1988	2184	2301	2385	2581
		BF	—	\$1870	2066	—	2244	2440
		2WNLT	2W04L	4L03L	4L04L	4C03L	4C04L	
FF10A. 20	BBF	\$2525	2730	—	—	—	—	
	FF	\$2442	2646	—	—	—	—	
	BF	—	\$2474	1708	1904	2015	2212	
	24	BBF	\$2666	2871	—	—	—	—
		FF	\$2583	2787	—	—	—	—
		BF	—	\$2613	1804	1999	2130	2325
	30	BBF	\$2805	3008	—	—	—	—
		FF	\$2723	2927	—	—	—	—
		BF	—	\$2753	1899	2095	2244	2440
		2LNTL	2L03L	2L04L	2CNTL	2C03L	2C04L	
FF10K. 20	BBF	\$1770	1853	1966	2139	2224	2420	
	FF	\$1714	1798	1994	2072	2157	2353	
	BF	—	\$1680	1876	—	2015	2212	

Wood Freestanding Pedestal

continued

24 BBF	\$1865	1949	2145	2255	2338	2534
FF	\$1809	1893	2088	2187	2270	2467
BF	—	\$1775	1971	—	2130	2325
30 BBF	\$1960	2044	2239	2369	2453	2647
FF	\$1904	1988	2184	2301	2385	2581
BF	—	\$1870	2066	—	2244	2440
	2WNTL	2W04L	4L03L	4L04L	4C03L	4C04L
FF10K. 20 BBF	\$2525	2730	—	—	—	—
FF	\$2442	2646	—	—	—	—
BF	—	\$2474	1708	1904	2015	2212
24 BBF	\$2666	2871	—	—	—	—
FF	\$2583	2787	—	—	—	—
BF	—	\$2613	1804	1999	2130	2325
30 BBF	\$2805	3008	—	—	—	—
FF	\$2723	2927	—	—	—	—
BF	—	\$2753	1899	2095	2244	2440

Step 9. Case Finish

Solid-Color Laminate

For laminate case/front (L) or laminate case/veneer front (C)

8Q	folkstone grey ^A	+\$0
91	white ^A	+\$0
98	studio white	+\$0
CL	cool grey neutral ^A	+\$0
LU	soft white ^A	+\$0
WL	sandstone ^A	+\$0
WN	warm grey neutral ^A	+\$0

Linen Laminate

For laminate case/front (L) or laminate case/veneer front (C)

LBM	crisp linen	+\$0
LBN	classic linen	+\$0
LBP	casual linen	+\$0

Mesh Laminate

For laminate case/front (L) or laminate case/veneer front (C)

LBK	pewter mesh	+\$0
LBL	steel mesh	+\$0

Twill Laminate

For laminate case/front (L) or laminate case/veneer front (C)

LBF	neutral twill	+\$0
LBG	sarum twill	+\$0
LBH	earthen twill	+\$0
LBJ	graphite twill	+\$0
LBQ	white twill	+\$0

Wood-Grain Laminate

For laminate case/front (L) or laminate case/veneer front (C)

HM	natural maple ^A	+\$0
HP	light anigre ^A	+\$0
LBA	clear on ash	+\$0
LBB	oak on ash	+\$0
LBC	walnut on ash	+\$0
LBD	dark brown walnut	+\$0
LBE	medium red walnut	+\$0
76	light brown walnut ^A	+\$0
HX	aged cherry ^A	+\$0
HY	walnut on cherry ^A	+\$0

Wood Veneer

For veneer case/front (W)

2U	light brown walnut ^A	+\$0
40	dark brown walnut ^A	+\$0
ED	aged cherry ^A	+\$0
EK	medium red walnut ^A	+\$0
ET	clear on ash ^A	+\$0
EU	oak on ash ^A	+\$0
EV	walnut on ash ^A	+\$0
UL	natural maple ^A	+\$0
UX	walnut on cherry ^A	+\$0

Step 10. Front Finish

Solid-Color Laminate

For laminate case/front (L)

8Q	folkstone grey ^A	+\$0
91	white ^A	+\$0
98	studio white	+\$0
CL	cool grey neutral ^A	+\$0
LU	soft white ^A	+\$0
WL	sandstone ^A	+\$0
WN	warm grey neutral ^A	+\$0

Wood Freestanding Pedestal

continued

Linen Laminate

For laminate case/front (L)

LBM	crisp linen	+\$0
LBN	classic linen	+\$0
LBP	casual linen	+\$0

Mesh Laminate

For laminate case/front (L)

LBK	pewter mesh	+\$0
LBL	steel mesh	+\$0

Twill Laminate

For laminate case/front (L)

LBF	neutral twill	+\$0
LBG	sarum twill	+\$0
LBH	earthen twill	+\$0
LBJ	graphite twill	+\$0
LBQ	white twill	+\$0

Wood-Grain Laminate

For laminate case/front (L)

HM	natural maple A	+\$0
HP	light anigre A	+\$0
LBA	clear on ash	+\$0
LBB	oak on ash	+\$0
LBC	walnut on ash	+\$0
LBD	dark brown walnut	+\$0
LBE	medium red walnut	+\$0
76	light brown walnut A	+\$0
HX	aged cherry A	+\$0
HY	walnut on cherry A	+\$0

Wood Veneer

For laminate case/veneer front (C) or veneer case/front (W)

2U	light brown walnut A	+\$0
40	dark brown walnut A	+\$0
ED	aged cherry A	+\$0
EK	medium red walnut A	+\$0
ET	clear on ash A	+\$0
EU	oak on ash A	+\$0
EV	walnut on ash A	+\$0
UL	natural maple A	+\$0
UX	walnut on cherry A	+\$0

Step 11. Top Finish

Solid-Color Laminate

For 3/8" laminate top (O3)

8Q	folkstone grey A	+\$0
91	white A	+\$0
98	studio white	+\$0
CL	cool grey neutral A	+\$0
LU	soft white A	+\$0
WL	sandstone A	+\$0
WN	warm grey neutral A	+\$0

Linen Laminate

For 3/8" laminate top (O3)

LBM	crisp linen	+\$0
LBN	classic linen	+\$0
LBP	casual linen	+\$0

Mesh Laminate

For 3/8" laminate top (O3)

LBK	pewter mesh	+\$0
LBL	steel mesh	+\$0

Twill Laminate

For 3/8" laminate top (O3)

LBF	neutral twill	+\$0
LBG	sarum twill	+\$0
LBH	earthen twill	+\$0
LBJ	graphite twill	+\$0
LBQ	white twill	+\$0

Wood-Grain Laminate

For 3/8" laminate top (O3)

HM	natural maple A	+\$0
HP	light anigre A	+\$0
LBA	clear on ash	+\$0
LBB	oak on ash	+\$0
LBC	walnut on ash	+\$0
LBD	dark brown walnut	+\$0
LBE	medium red walnut	+\$0
76	light brown walnut A	+\$0
HX	aged cherry A	+\$0
HY	walnut on cherry A	+\$0

Wood Freestanding Pedestal

continued

Wood Veneer

For 3/8" veneer top (04)

2U	light brown walnut <input type="checkbox"/>	+\$0
40	dark brown walnut <input type="checkbox"/>	+\$0
ED	aged cherry <input type="checkbox"/>	+\$0
EK	medium red walnut <input type="checkbox"/>	+\$0
ET	clear on ash <input type="checkbox"/>	+\$0
EU	oak on ash <input type="checkbox"/>	+\$0
EV	walnut on ash <input type="checkbox"/>	+\$0
UL	natural maple <input type="checkbox"/>	+\$0
UX	walnut on cherry <input type="checkbox"/>	+\$0

Step 12. Foot Finish

For 4"-high foot (4)

Bright Sand Texture Paint

CL	cool grey neutral <input type="checkbox"/>	+\$0
WN	warm grey neutral <input type="checkbox"/>	+\$0
G1	graphite <input type="checkbox"/>	+\$0
91	white <input type="checkbox"/>	+\$0

Metallic Paint

MS	metallic silver <input type="checkbox"/>	+\$10
EH	metallic bronze <input type="checkbox"/>	+\$10
CN	metallic champagne <input type="checkbox"/>	+\$10

Step 13. Pull Finish

For arc pull (A.)

NH	brushed nickel <input type="checkbox"/>	+\$0
NK	black nickel <input type="checkbox"/>	+\$0

For bar pull (K.)

8Q	folkstone grey	+\$0
91	white	+\$0
G1	graphite <input type="checkbox"/>	+\$0
WL	sandstone <input type="checkbox"/>	+\$0
CN	metallic champagne <input type="checkbox"/>	+\$5
MS	metallic silver <input type="checkbox"/>	+\$5
79	green apple <input type="checkbox"/>	+\$15
MY3	yellow oxide <input type="checkbox"/>	+\$15
RO	red <input type="checkbox"/>	+\$15
TRQ	turquoise <input type="checkbox"/>	+\$15

Step 14. Counterweight

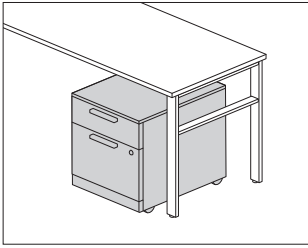
NO	no counterweight <input type="checkbox"/>	+\$0
CB	counterweight <input type="checkbox"/>	+\$24

Step 15. Lock Option

KA	keyed alike <input type="checkbox"/>	+\$0
KC	keyed differently, chrome <input type="checkbox"/>	+\$0
KD	keyed differently, black <input type="checkbox"/>	+\$0

Wood Mobile Pedestal

FF11A.
FF11K.



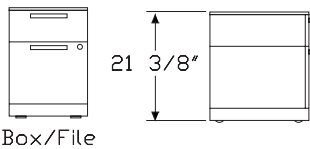
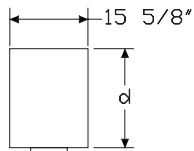
Canvas Office Landscape® Wood Case Pedestals

Product Information

Description
This pedestal has a 3/8"-high laminate or veneer top and the choice of a laminate case and front, veneer case and front, or laminate case with veneer front. It has concealed casters and full-extension ball-bearing slides on the drawers. File drawers accommodate front-to-back filing of letter-size hanging files. Actual file depth is 17 7/8".

Notes
For additional product options, see Vary Easy Program® in Appendices. Arc pull option (A.) conforms to guidelines of Americans with Disabilities Act (ADA). Grain direction is vertical on veneer and wood-grain laminate fronts. For keyed-alike locks, see Keyed-Alike Information in Appendices.

Dimensions



Box/File

Specification Information

Step 1.

FF11 A

Step 2. Pull Type

- A.** arc pull A
- K.** bar pull A

Step 3. Depth

18 18" deep A

Step 4. Configuration

BF box/file A

Step 5. Case/Front Material

- L** laminate case/front A
- C** laminate case/veneer front A
- W** veneer case/front A

Step 6. Top

For box/file (BF) with laminate case/front (L)

- 03** 3/8" laminate top A
- 04** 3/8" veneer top A

For box/file (BF) with laminate case/veneer front (C)

- 03** 3/8" laminate top A
- 04** 3/8" veneer top A

For box/file (BF) with veneer case/front (W)

- 04** 3/8" veneer top A

Step 7. Lock

L lock A

Prices for Steps 1-7.

	L03L	L04L	C03L	C04L	W04L
FF11A. 18 BF	\$1616	1807	1807	1915	2424
FF11K. 18 BF	\$1616	1807	1807	1915	2424

Wood Mobile Pedestal *continued*

Step 8. Case Finish

Solid-Color Laminate		
<i>For laminate case/front (L) or laminate case/veneer front (C)</i>		
8Q	folkstone grey A	+\$0
91	white A	+\$0
98	studio white	+\$0
CL	cool grey neutral A	+\$0
LU	soft white A	+\$0
WL	sandstone A	+\$0
WN	warm grey neutral A	+\$0

Linen Laminate		
<i>For laminate case/front (L) or laminate case/veneer front (C)</i>		
LBM	crisp linen	+\$0
LBN	classic linen	+\$0
LBP	casual linen	+\$0

Mesh Laminate		
<i>For laminate case/front (L) or laminate case/veneer front (C)</i>		
LBK	pewter mesh	+\$0
LBL	steel mesh	+\$0

Linen Laminate		
<i>For laminate case/front (L) or laminate case/veneer front (C)</i>		
LBF	neutral twill	+\$0
LBG	sarum twill	+\$0
LBH	earthen twill	+\$0
LBJ	graphite twill	+\$0
LBQ	white twill	+\$0

Wood-Grain Laminate		
<i>For laminate case/front (L) or laminate case/veneer front (C)</i>		
HM	natural maple A	+\$0
HP	light anigre A	+\$0
LBA	clear on ash	+\$0
LBB	oak on ash	+\$0
LBC	walnut on ash	+\$0
LBD	dark brown walnut	+\$0
LBE	medium red walnut	+\$0
76	light brown walnut A	+\$0
HX	aged cherry A	+\$0
HY	walnut on cherry A	+\$0

Wood Veneer		
<i>For veneer case/front (W)</i>		
2U	light brown walnut A	+\$0
40	dark brown walnut A	+\$0
ED	aged cherry A	+\$0
EK	medium red walnut A	+\$0
ET	clear on ash A	+\$0
EU	oak on ash A	+\$0
EV	walnut on ash A	+\$0
UL	natural maple A	+\$0
UX	walnut on cherry A	+\$0

Step 9. Front Finish

Solid-Color Laminate		
<i>For laminate case/front (L)</i>		
8Q	folkstone grey A	+\$0
91	white A	+\$0
98	studio white	+\$0
CL	cool grey neutral A	+\$0
LU	soft white A	+\$0
WL	sandstone A	+\$0
WN	warm grey neutral A	+\$0

Linen Laminate		
<i>For laminate case/front (L)</i>		
LBM	crisp linen	+\$0
LBN	classic linen	+\$0
LBP	casual linen	+\$0

Mesh Laminate		
<i>For laminate case/front (L)</i>		
LBK	pewter mesh	+\$0
LBL	steel mesh	+\$0

Twill Laminate		
<i>For laminate case/front (L)</i>		
LBF	neutral twill	+\$0
LBG	sarum twill	+\$0
LBH	earthen twill	+\$0
LBJ	graphite twill	+\$0
LBQ	white twill	+\$0

Wood-Grain Laminate		
<i>For laminate case/front (L)</i>		
HM	natural maple <input type="checkbox"/>	+\$0
HP	light anigre <input type="checkbox"/>	+\$0
LBA	clear on ash	+\$0
LBB	oak on ash	+\$0
LBC	walnut on ash	+\$0
LBD	dark brown walnut	+\$0
LBE	medium red walnut	+\$0
76	light brown walnut <input type="checkbox"/>	+\$0
HX	aged cherry <input type="checkbox"/>	+\$0
HY	walnut on cherry <input type="checkbox"/>	+\$0

Wood Veneer		
<i>For laminate case/veneer front (C) or veneer case/front (W)</i>		
2U	light brown walnut <input type="checkbox"/>	+\$0
40	dark brown walnut <input type="checkbox"/>	+\$0
ED	aged cherry <input type="checkbox"/>	+\$0
EK	medium red walnut <input type="checkbox"/>	+\$0
ET	clear on ash <input type="checkbox"/>	+\$0
EU	oak on ash <input type="checkbox"/>	+\$0
EV	walnut on ash <input type="checkbox"/>	+\$0
UL	natural maple <input type="checkbox"/>	+\$0
UX	walnut on cherry <input type="checkbox"/>	+\$0

Step 10. Top Finish

Solid-Color Laminate		
<i>For 3/8" laminate top (03)</i>		
8Q	folkstone grey <input type="checkbox"/>	+\$0
91	white <input type="checkbox"/>	+\$0
98	studio white	+\$0
CL	cool grey neutral <input type="checkbox"/>	+\$0
LU	soft white <input type="checkbox"/>	+\$0
WL	sandstone <input type="checkbox"/>	+\$0
WN	warm grey neutral <input type="checkbox"/>	+\$0

Linen Laminate		
<i>For 3/8" laminate top (03)</i>		
LBM	crisp linen	+\$0
LBN	classic linen	+\$0
LBP	casual linen	+\$0

Mesh Laminate		
<i>For 3/8" laminate top (03)</i>		
LBK	pewter mesh	+\$0
LBL	steel mesh	+\$0

Twill Laminate		
<i>For 3/8" laminate top (03)</i>		
LBF	neutral twill	+\$0
LBG	sarum twill	+\$0
LBH	earthen twill	+\$0
LBJ	graphite twill	+\$0
LBQ	white twill	+\$0

Wood-Grain Laminate		
<i>For 3/8" laminate top (03)</i>		
HM	natural maple <input type="checkbox"/>	+\$0
HP	light anigre <input type="checkbox"/>	+\$0
LBA	clear on ash	+\$0
LBB	oak on ash	+\$0
LBC	walnut on ash	+\$0
LBD	dark brown walnut	+\$0
LBE	medium red walnut	+\$0
76	light brown walnut <input type="checkbox"/>	+\$0
HX	aged cherry <input type="checkbox"/>	+\$0
HY	walnut on cherry <input type="checkbox"/>	+\$0

Wood Veneer		
<i>For 3/8" veneer top (04)</i>		
2U	light brown walnut <input type="checkbox"/>	+\$0
40	dark brown walnut <input type="checkbox"/>	+\$0
ED	aged cherry <input type="checkbox"/>	+\$0
EK	medium red walnut <input type="checkbox"/>	+\$0
ET	clear on ash <input type="checkbox"/>	+\$0
EU	oak on ash <input type="checkbox"/>	+\$0
EV	walnut on ash <input type="checkbox"/>	+\$0
UL	natural maple <input type="checkbox"/>	+\$0
UX	walnut on cherry <input type="checkbox"/>	+\$0

Step 11. Pull Finish

<i>For arc pull (A.)</i>		
NH	brushed nickel <input type="checkbox"/>	+\$0
NK	black nickel <input type="checkbox"/>	+\$0

Wood Mobile Pedestal *continued*

For bar pull (K.)

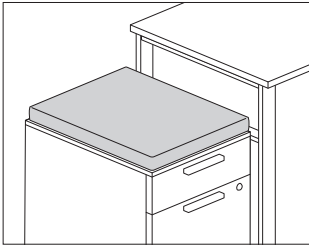
8Q	folkstone grey	+\$0
91	white	+\$0
G1	graphite <input type="checkbox"/> A	+\$0
WL	sandstone <input type="checkbox"/> A	+\$0
CN	metallic champagne <input type="checkbox"/> A	+\$5
MS	metallic silver <input type="checkbox"/> A	+\$5
79	green apple <input type="checkbox"/> A	+\$15
MY3	yellow oxide <input type="checkbox"/> A	+\$15
RO	red <input type="checkbox"/> A	+\$15
TRQ	turquoise <input type="checkbox"/> A	+\$15

Step 12. Lock Option

KA	keyed alike <input type="checkbox"/> A	+\$0
KC	keyed differently, chrome <input type="checkbox"/> A	+\$0
KD	keyed differently, black <input type="checkbox"/> A	+\$0

Pedestal Cushion Top

FF893.



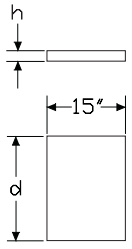
Canvas Office Landscape® Wood Case Pedestals

Product Information

Description
This cushion attaches to the top of a wood freestanding or mobile pedestal to provide temporary guest seating. Attachment hardware included.

Notes
Pedestal cushion accepts Customer's Own Material (COM). Yardage is estimated for nondirectional, 54"-wide fabrics. Order 1/2 yard of fabric per cushion. For odd number of cushions, round up to next full yard. For information on multiple quantities or directional fabrics, contact COM Department. See Order Information in Appendices.

Dimensions



Specification Information

Step 1.

FF893. A

Step 2. Height

- 01** 1" high A
- 02** 2" high A

Step 3. Depth

- 18** 18" deep A
- 20** 20" deep A
- 24** 24" deep A
- 30** 30" deep A

Prices for Steps 1-3.

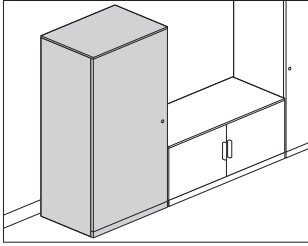
	18	20	24	30
FF893. 01	\$148	214	218	230
02	\$244	255	259	279

Step 4. Fabric

See application chart and textiles list for fabric usage and numbers. First 2 digits of number indicate fabric line; remaining digit(s) indicate fabric color.

Price Category 1	+\$0
Price Category 2	+\$68
Price Category 3	+\$82
Price Category 4	+\$101
Price Category 7 A	+\$137
Price Category 9	+\$950
Price Category B	+\$47
Price Category D	+\$52
Price Category E	+\$99
Price Category G	+\$166
Price Category H	+\$204

Wood Vertical Storage Cabinet, FF50M. Thin Top



Product Information

Description

This freestanding cabinet is fully enclosed and has a $\frac{3}{8}$ "-high laminate or veneer top and the choice of a laminate case and front, veneer case and front, or laminate case with veneer front. It is available with 4"-high architectural feet with 1" leveling glides, or a 2 $\frac{1}{4}$ "-high base with $\frac{3}{4}$ " leveling glides. The cabinet is available with a variety of interior configurations with options for wardrobe, shelves, and pedestal drawers. 12", 15" and 24"-wide cabinets have a single door that covers both sides of the cabinet; 30"-wide cabinet has separate doors for the wardrobe and shelves/drawers. Cabinet door(s) have automatic spring catches, and locks.

Actual cabinet widths are 11 $\frac{7}{8}$ ", 14 $\frac{7}{8}$ ", 23 $\frac{7}{8}$ ", or 29 $\frac{7}{8}$ "; actual depths are 19 $\frac{7}{8}$ " or 23 $\frac{7}{8}$ ".

The wardrobe includes a coat hook.

The storage compartment has 1 or more adjustable shelves that adjust in 1 $\frac{1}{4}$ " increments.

Drawers have full-extension ball-bearing slides. File drawers on 15"-wide cabinet accommodate side-to-side filing of letter-size hanging files. File drawers on 24"-wide and 30"-wide cabinets accommodate front-to-back filing of letter-size hanging files.

Notes

For additional product options, see Vary Easy Program in Appendices.

Grain direction is vertical on veneer and wood-grain laminate fronts.

Cabinet with shelves has the following number of adjustable shelves:

Cabinet Height — Number of Shelves

42"-high — 2 adjustable shelves

46"-high — 2 adjustable shelves

57"-high — 3 adjustable shelves

68"-high — 4 adjustable shelves

Cabinet with shelves/file(s) is configured as follows:

Cabinet Height — Shelves & Drawers

42"-high — 1 fixed shelf, 1 adjustable shelf, 1 file drawer

46"-high — 1 fixed shelf, 1 adjustable shelf, 1 file drawer

57"-high — 1 fixed shelf, 1 adjustable shelf, 2 file drawers

68"-high — 1 fixed shelf, 2 adjustable shelves, 2 file drawers

Cabinet with shelves/box(s)/file is configured as follows:

Cabinet Height — Shelves & Drawers

42"-high — 1 fixed shelf, 1 adjustable shelf, 1 box drawer, 1 file drawer

46"-high — 1 fixed shelf, 1 adjustable shelf, 1 box drawer, 1 file drawer

57"-high — 1 fixed shelf, 1 adjustable shelf, 2 box drawers, 1 file drawer

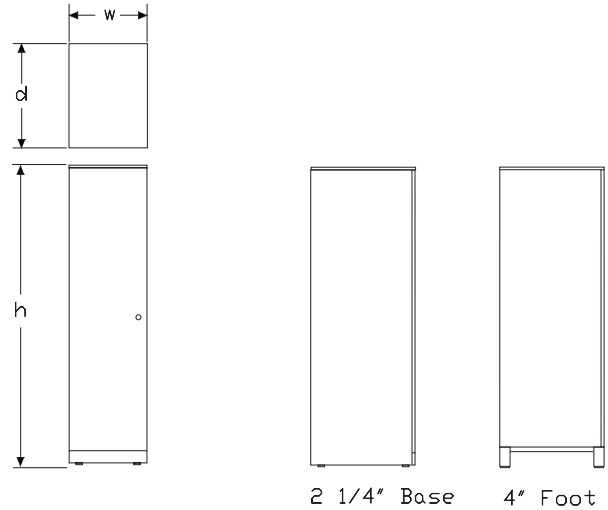
68"-high — 1 fixed shelf, 2 adjustable shelves, 2 box drawers, 1 file drawer

drawer

Dimensional illustrations do not include all possible configurations.

For keyed-alike locks, see Keyed-Alike Information in Appendices.

Dimensions



Wood Vertical Storage Cabinet, Thin Top *continued*

Specification Information

Step 1.

FF50M. A

Step 2. Height

- 4** 42" high A
- 5** 46" high A
- 6** 57" high A
- 7** 68" high A

Step 3. Width

For 42" high (4) or 46" high (5)

- 12** 12" wide A
- 15** 15" wide A
- 24** 24" wide A
- 30** 30" wide A

For 57" high (6) or 68" high (7)

- 24** 24" wide A
- 30** 30" wide A

Step 4. Depth

- 20** 20" deep A
- 24** 24" deep A

Step 5. Base/Foot Height

- 2** 2 1/4"-high base A
- 4** 4"-high foot A

Step 6. Configuration

For 12" wide (12)

- SL** shelves, left-hinged door A
- SR** shelves, right-hinged door A
- WL** wardrobe with shelves, left-hinged door A
- WR** wardrobe with shelves, right-hinged door A

For 15" wide (15)

- SL** shelves, left-hinged door A
- SR** shelves, right-hinged door A
- WL** wardrobe with shelves, left-hinged door A
- WR** wardrobe with shelves, right-hinged door A
- DL** shelves/file(s), left-hinged door A
- DR** shelves/file(s), right-hinged door A
- EL** shelves/box(s)/file, left-hinged door A
- ER** shelves/box(s)/file, right-hinged door A

For 24" wide (24) or 30" wide (30)

- BL** wardrobe left, shelves/file(s) right A
- BR** shelves/file(s) left, wardrobe right A
- CL** wardrobe left, shelves/box(s)/file right A
- CR** shelves/box(s)/file left, wardrobe right A

Step 7. Case/Door Material

For 2 1/4"-high base (2)

- L** laminate A
- C** laminate case/veneer door A
- W** veneer A

For 4"-high foot (4)

- L** laminate A
- C** laminate case/veneer door A

Step 8. Top Material

- 3** 3/8" laminate top A
- 4** 3/8" veneer top A

Step 9. Lock

- L** lock A

Prices for Steps 1-9.

		202BLL3L	202BLL4L	202BLC3L	202BLC4L	202BLW3L	202BLW4L
FF50M.	4 24	\$2886	3095	3317	3526	5091	5299
	30	\$3001	3263	3449	3710	5249	5510
	5 24	\$3001	3210	3317	3526	5302	5510
	30	\$3115	3376	3449	3710	5461	5721
	6 24	\$3115	3324	3581	3790	5512	5721
	30	\$3231	3491	3713	3974	5672	5932
	7 24	\$3231	3439	3713	3922	5723	5932
	30	\$3345	3607	3845	4106	5884	6144

		202SLL3L	202SLL4L	202SLC3L	202SLC4L	202SLW3L	202SLW4L
FF50M.	4 12	\$1754	1858	2105	2209	3263	3367
	15	\$1937	2041	2209	2313	3367	3471
	5 12	\$1806	1910	2169	2273	3363	3467
	15	\$2230	2210	2273	2251	2188	2169

		202BRL3L	202BRL4L	202BRC3L	202BRC4L	202BRW3L	202BRW4L
FF50M.	4 24	\$2886	3095	3317	3526	5091	5299
	30	\$3001	3263	3449	3710	5249	5510
	5 24	\$3001	3210	3317	3526	5302	5510
	30	\$3115	3376	3449	3710	5461	5721

Wood Vertical Storage Cabinet,
Thin Top *continued*

6	24	\$3115	3324	3581	3790	5512	5721
	30	\$3231	3491	3713	3974	5672	5932
7	24	\$3231	3439	3713	3922	5723	5932
	30	\$3345	3607	3845	4106	5884	6144
		202SRL3L	202SRL4L	202SRC3L	202SRC4L	202SRW3L	202SRW4L
FF50M. 4	12	\$1754	1858	2105	2209	3263	3367
	15	\$1937	2041	2209	2313	3367	3471
	5	\$1806	1910	2169	2273	3363	3467
	15	\$2230	2210	2273	2251	2188	2169
		202CLL3L	202CLL4L	202CLC3L	202CLC4L	202CLW3L	202CLW4L
FF50M. 4	24	\$2886	3095	3317	3526	5091	5299
	30	\$3001	3263	3449	3710	5249	5510
	5	\$3001	3210	3317	3526	5302	5510
	30	\$3115	3376	3449	3710	5461	5721
	6	\$3115	3324	3581	3790	5512	5721
	30	\$3231	3491	3713	3974	5672	5932
	7	\$3231	3439	3713	3922	5723	5932
	30	\$3345	3607	3845	4106	5884	6144
		202WLL3L	202WLL4L	202WLC3L	202WLC4L	202WLW3L	202WLW4L
FF50M. 4	12	\$1624	1728	1949	2054	3012	3117
	15	\$1937	2041	2209	2313	3367	3471
	5	\$1671	1776	2007	2112	3105	3210
	15	\$1979	1960	2021	2001	1938	1916
		202CRL3L	202CRL4L	202CRC3L	202CRC4L	202CRW3L	202CRW4L
FF50M. 4	24	\$2886	3095	3317	3526	5091	5299
	30	\$3001	3263	3449	3710	5249	5510
	5	\$3001	3210	3317	3526	5302	5510
	30	\$3115	3376	3449	3710	5461	5721
	6	\$3115	3324	3581	3790	5512	5721
	30	\$3231	3491	3713	3974	5672	5932
	7	\$3231	3439	3713	3922	5723	5932
	30	\$3345	3607	3845	4106	5884	6144
		202WRL3L	202WRL4L	202WRC3L	202WRC4L	202WRW3L	202WRW4L
FF50M. 4	12	\$1624	1728	1949	2054	3012	3117
	15	\$1937	2041	2209	2313	3367	3471
	5	\$1671	1776	2007	2112	3105	3210
	15	\$1979	1960	2021	2001	1938	1916
		202DLL3L	202DLL4L	202DLC3L	202DLC4L	202DLW3L	202DLW4L
FF50M. 4	15	\$1937	2041	2209	2313	3367	3471
	5	\$1989	2093	2273	2378	3363	3467

		202DRL3L	202DRL4L	202DRC3L	202DRC4L	202DRW3L	202DRW4L
FF50M. 4	15	\$1937	2041	2209	2313	3367	3471
	5	\$1989	2093	2273	2378	3363	3467
		202ELL3L	202ELL4L	202ELC3L	202ELC4L	202ELW3L	202ELW4L
FF50M. 4	15	\$1937	2041	2209	2313	3367	3471
	5	\$1989	2093	2273	2378	3258	3363
		202ERL3L	202ERL4L	202ERC3L	202ERC4L	202ERW3L	202ERW4L
FF50M. 4	15	\$1937	2041	2209	2313	3367	3471
	5	\$1989	2093	2273	2378	3258	3363
		204BLL3L	204BLL4L	204BLC3L	204BLC4L	204SLL3L	204SLL4L
FF50M. 4	12	—	—	—	—	\$1834	1938
	15	—	—	—	—	\$2017	2121
	24	\$2966	3175	3397	3607	—	—
	30	\$3081	3342	3528	3790	—	—
	5	—	—	—	—	\$1885	1990
	15	—	—	—	—	\$2310	2290
	24	\$3081	3289	3397	3607	—	—
	30	\$3195	3456	3528	3790	—	—
	6	\$3195	3404	3661	3870	—	—
	30	\$3310	3572	3793	4055	—	—
	7	\$3310	3519	3793	4002	—	—
	30	\$3425	3686	3925	4186	—	—
		204SLC3L	204SLC4L	204BRL3L	204BRL4L	204BRC3L	204BRC4L
FF50M. 4	12	\$2184	2289	—	—	—	—
	15	\$2289	2393	—	—	—	—
	24	—	—	\$2966	3175	3397	3607
	30	—	—	\$3081	3342	3528	3790
	5	\$2248	2353	—	—	—	—
	15	\$2353	2331	—	—	—	—
	24	—	—	\$3081	3289	3397	3607
	30	—	—	\$3195	3456	3528	3790
	6	—	—	\$3195	3404	3661	3870
	30	—	—	\$3310	3572	3793	4055
	7	—	—	\$3310	3519	3793	4002
	30	—	—	\$3425	3686	3925	4186
		204SRL3L	204SRL4L	204SRC3L	204SRC4L	204CLL3L	204CLL4L
FF50M. 4	12	\$1834	1938	2184	2289	—	—
	15	\$2017	2121	2289	2393	—	—
	24	—	—	—	—	\$2966	3175
	30	—	—	—	—	\$3081	3342

Wood Vertical Storage Cabinet,
Thin Top *continued*

Canvas Office Landscape® Wood Case Cabinets and Bookcases

5	12	\$1885	1990	2248	2353	—	—
	15	\$2310	2290	2353	2331	—	—
	24	—	—	—	—	\$3081	3289
	30	—	—	—	—	\$3195	3456
6	24	—	—	—	—	\$3195	3404
	30	—	—	—	—	\$3310	3572
7	24	—	—	—	—	\$3310	3519
	30	—	—	—	—	\$3425	3686
		204CLC3L	204CLC4L	204WLL3L	204WLL4L	204WLC3L	204WLC4L
FF50M. 4	12	—	—	\$1703	1808	2030	2135
	15	—	—	\$2017	2121	2289	2393
	24	\$3397	3607	—	—	—	—
	30	\$3528	3790	—	—	—	—
5	12	—	—	\$1751	1856	2087	2191
	15	—	—	\$2059	2039	1976	2081
	24	\$3397	3607	—	—	—	—
	30	\$3528	3790	—	—	—	—
6	24	\$3661	3870	—	—	—	—
	30	\$3793	4055	—	—	—	—
7	24	\$3793	4002	—	—	—	—
	30	\$3925	4186	—	—	—	—
		204CRL3L	204CRL4L	204CRC3L	204CRC4L	204WRL3L	204WRL4L
FF50M. 4	12	—	—	—	—	\$1703	1808
	15	—	—	—	—	\$2017	2121
	24	\$2966	3175	3397	3607	—	—
	30	\$3081	3342	3528	3790	—	—
5	12	—	—	—	—	\$1751	1856
	15	—	—	—	—	\$2059	2039
	24	\$3081	3289	3397	3607	—	—
	30	\$3195	3456	3528	3790	—	—
6	24	\$3195	3404	3661	3870	—	—
	30	\$3310	3572	3793	4055	—	—
7	24	\$3310	3519	3793	4002	—	—
	30	\$3425	3686	3925	4186	—	—
		204WRC3L	204WRC4L	204DLL3L	204DLL4L	204DLC3L	204DLC4L
FF50M. 4	12	\$2030	2135	—	—	—	—
	15	\$2289	2393	2017	2121	2289	2393
5	12	\$2087	2191	—	—	—	—
	15	\$1976	2081	2069	2174	2353	2457
		204DRL3L	204DRL4L	204DRC3L	204DRC4L	204ELL3L	204ELL4L
FF50M. 4	15	\$2017	2121	2289	2393	2017	2121
5	15	\$2069	2174	2353	2457	2069	2174

		204ELC3L	204ELC4L	204ERL3L	204ERL4L	204ERC3L	204ERC4L
FF50M. 4	15	\$2289	2393	2017	2121	2289	2393
5	15	\$2353	2457	2069	2174	2353	2457
		242BLL3L	242BLL4L	242BLC3L	242BLC4L	242BLW3L	242BLW4L
FF50M. 4	24	\$2944	3157	3385	3598	5194	5407
	30	\$3062	3328	3519	3786	5355	5622
5	24	\$3062	3275	3385	3598	5409	5622
	30	\$3179	3446	3519	3786	5572	5839
6	24	\$3179	3392	3654	3867	5625	5839
	30	\$3296	3562	3789	4056	5787	6054
7	24	\$3296	3510	3789	4002	5841	6054
	30	\$3414	3680	3924	4191	6004	6270
		242SLL3L	242SLL4L	242SLC3L	242SLC4L	242SLW3L	242SLW4L
FF50M. 4	12	\$1790	1897	2147	2253	3328	3435
	15	\$1976	2083	2253	2360	3435	3542
5	12	\$1843	1949	2212	2319	3431	3539
	15	\$2276	2254	2319	2297	2234	2212
		242BRL3L	242BRL4L	242BRC3L	242BRC4L	242BRW3L	242BRW4L
FF50M. 4	24	\$2944	3157	3385	3598	5194	5407
	30	\$3062	3328	3519	3786	5355	5622
5	24	\$3062	3275	3385	3598	5409	5622
	30	\$3179	3446	3519	3786	5572	5839
6	24	\$3179	3392	3654	3867	5625	5839
	30	\$3296	3562	3789	4056	5787	6054
7	24	\$3296	3510	3789	4002	5841	6054
	30	\$3414	3680	3924	4191	6004	6270
		242SRL3L	242SRL4L	242SRC3L	242SRC4L	242SRW3L	242SRW4L
FF50M. 4	12	\$1790	1897	2147	2253	3328	3435
	15	\$1976	2083	2253	2360	3435	3542
5	12	\$1843	1949	2212	2319	3431	3539
	15	\$2276	2254	2319	2297	2234	2212
		242CLL3L	242CLL4L	242CLC3L	242CLC4L	242CLW3L	242CLW4L
FF50M. 4	24	\$2944	3157	3385	3598	5194	5407
	30	\$3062	3328	3519	3786	5355	5622
5	24	\$3062	3275	3385	3598	5409	5622
	30	\$3179	3446	3519	3786	5572	5839
6	24	\$3179	3392	3654	3867	5625	5839
	30	\$3296	3562	3789	4056	5787	6054
7	24	\$3296	3510	3789	4002	5841	6054
	30	\$3414	3680	3924	4191	6004	6270

Wood Vertical Storage Cabinet,
Thin Top *continued*

		242WLL3L	242WLL4L	242WLC3L	242WLC4L	242WLW3L	242WLW4L
FF50M. 4	12	\$1657	1763	1989	2096	3074	3181
	15	\$1976	2083	2253	2360	3435	3542
	5	\$1705	1812	2048	2154	3168	3275
	15	\$2020	1999	2063	2041	1977	1956
		242CRL3L	242CRL4L	242CRC3L	242CRC4L	242CRW3L	242CRW4L
FF50M. 4	24	\$2944	3157	3385	3598	5194	5407
	30	\$3062	3328	3519	3786	5355	5622
	5	\$3062	3275	3385	3598	5409	5622
	30	\$3179	3446	3519	3786	5572	5839
6	24	\$3179	3392	3654	3867	5625	5839
	30	\$3296	3562	3789	4056	5787	6054
	7	\$3296	3510	3789	4002	5841	6054
	30	\$3414	3680	3924	4191	6004	6270
		242WRL3L	242WRL4L	242WRC3L	242WRC4L	242WRW3L	242WRW4L
FF50M. 4	12	\$1657	1763	1989	2096	3074	3181
	15	\$1976	2083	2253	2360	3435	3542
	5	\$1705	1812	2048	2154	3168	3275
	15	\$2020	1999	2063	2041	1977	1956
		242DLL3L	242DLL4L	242DLC3L	242DLC4L	242DLW3L	242DLW4L
FF50M. 4	15	\$1976	2083	2253	2360	3435	3542
	5	\$2030	2137	2319	2425	3431	3539
		242DRL3L	242DRL4L	242DRC3L	242DRC4L	242DRW3L	242DRW4L
FF50M. 4	15	\$1976	2083	2253	2360	3435	3542
	5	\$2030	2137	2319	2425	3431	3539
		242ELL3L	242ELL4L	242ELC3L	242ELC4L	242ELW3L	242ELW4L
FF50M. 4	15	\$1976	2083	2253	2360	3435	3542
	5	\$2030	2137	2319	2425	3325	3431
		242ERL3L	242ERL4L	242ERC3L	242ERC4L	242ERW3L	242ERW4L
FF50M. 4	15	\$1976	2083	2253	2360	3435	3542
	5	\$2030	2137	2319	2425	3325	3431
		244BLL3L	244BLL4L	244BLC3L	244BLC4L	244SLL3L	244SLL4L
FF50M. 4	12	—	—	—	—	\$1870	1976
	15	—	—	—	—	\$2056	2162
	24	\$3025	3238	3385	3598	—	—
	30	\$3142	3408	3519	3786	—	—
5	12	—	—	—	—	\$1924	2030
	15	—	—	—	—	\$2356	2334
	24	\$3142	3355	3385	3598	—	—
	30	\$3258	3525	3519	3786	—	—

6	24	\$3258	3472	3654	3867	—	—
	30	\$3376	3643	3789	4056	—	—
7	24	\$3376	3589	3789	4002	—	—
	30	\$3493	3760	3924	4191	—	—
		244SLC3L	244SLC4L	244BRL3L	244BRL4L	244BRC3L	244BRC4L
FF50M. 4	12	\$2147	2253	—	—	—	—
	15	\$2253	2360	—	—	—	—
	24	—	—	\$3025	3238	3385	3598
	30	—	—	\$3142	3408	3519	3786
5	12	\$2212	2319	—	—	—	—
	15	\$2319	2297	—	—	—	—
	24	—	—	\$3142	3355	3385	3598
	30	—	—	\$3258	3525	3519	3786
6	24	—	—	\$3258	3472	3654	3867
	30	—	—	\$3376	3643	3789	4056
	7	24	—	—	\$3376	3589	3789
	30	—	—	\$3493	3760	3924	4191
		244SRL3L	244SRL4L	244SRC3L	244SRC4L	244CLL3L	244CLL4L
FF50M. 4	12	\$1870	1976	2147	2253	—	—
	15	\$2056	2162	2253	2360	—	—
	24	—	—	—	—	\$3025	3238
	30	—	—	—	—	\$3142	3408
5	12	\$1924	2030	2212	2319	—	—
	15	\$2356	2334	2319	2297	—	—
	24	—	—	—	—	\$3142	3355
	30	—	—	—	—	\$3258	3525
6	24	—	—	—	—	\$3258	3472
	30	—	—	—	—	\$3376	3643
	7	24	—	—	—	\$3376	3589
	30	—	—	—	—	\$3493	3760
		244CLC3L	244CLC4L	244WLL3L	244WLL4L	244WLC3L	244WLC4L
FF50M. 4	12	—	—	\$1736	1843	1989	2096
	15	—	—	\$2056	2162	2253	2360
	24	\$3385	3598	—	—	—	—
	30	\$3519	3786	—	—	—	—
5	12	—	—	\$1785	1893	2048	2154
	15	—	—	\$2100	2079	2063	2041
	24	\$3385	3598	—	—	—	—
	30	\$3519	3786	—	—	—	—
6	24	\$3654	3867	—	—	—	—
	30	\$3789	4056	—	—	—	—
	7	24	\$3789	4002	—	—	—
	30	\$3924	4191	—	—	—	—

Wood Vertical Storage Cabinet, Thin Top *continued*

		244CRL3L	244CRL4L	244CRC3L	244CRC4L	244WRL3L	244WRL4L
FF50M. 4	12	—	—	—	—	\$1736	1843
	15	—	—	—	—	\$2056	2162
	24	\$3025	3238	3385	3598	—	—
	30	\$3142	3408	3519	3786	—	—
5	12	—	—	—	—	\$1785	1893
	15	—	—	—	—	\$2100	2079
	24	\$3142	3355	3385	3598	—	—
	30	\$3258	3525	3519	3786	—	—
6	24	\$3258	3472	3654	3867	—	—
	30	\$3376	3643	3789	4056	—	—
7	24	\$3376	3589	3789	4002	—	—
	30	\$3493	3760	3924	4191	—	—
		244WRC3L	244WRC4L	244DLL3L	244DLL4L	244DLC3L	244DLC4L
FF50M. 4	12	\$1989	2096	—	—	—	—
	15	\$2253	2360	2056	2162	2253	2360
5	12	\$2048	2154	—	—	—	—
	15	\$2063	2041	2110	2216	2319	2425
		244DRL3L	244DRL4L	244DRC3L	244DRC4L	244ELL3L	244ELL4L
FF50M. 4	15	\$2056	2162	2253	2360	2056	2162
	5	\$2110	2216	2319	2425	2110	2216
		244ELC3L	244ELC4L	244ERL3L	244ERL4L	244ERC3L	244ERC4L
FF50M. 4	15	\$2253	2360	2056	2162	2253	2360
	5	\$2319	2425	2110	2216	2319	2425

Step 10. Case Finish

Solid-Color Laminate

For laminate (L) or laminate case/veneer door (C)

8Q	folkstone grey A	+\$0
91	white A	+\$0
98	studio white	+\$0
CL	cool grey neutral A	+\$0
LU	soft white A	+\$0
WL	sandstone A	+\$0
WN	warm grey neutral A	+\$0

Linen Laminate

For laminate (L) or laminate case/veneer door (C)

LBM	crisp linen	+\$0
LBN	classic linen	+\$0
LBP	casual linen	+\$0

Mesh Laminate

For laminate (L) or laminate case/veneer door (C)

LBK	pewter mesh	+\$0
LBL	steel mesh	+\$0

Twill Laminate

For laminate (L) or laminate case/veneer door (C)

LBF	neutral twill	+\$0
LBG	sarum twill	+\$0
LBH	earthen twill	+\$0
LBJ	graphite twill	+\$0
LBQ	white twill	+\$0

Wood-Grain Laminate

For laminate (L) or laminate case/veneer door (C)

HM	natural maple A	+\$0
HP	light anigre A	+\$0
LBA	clear on ash	+\$0
LBB	oak on ash	+\$0
LBC	walnut on ash	+\$0
LBD	dark brown walnut	+\$0
LBE	medium red walnut	+\$0
76	light brown walnut A	+\$0
HX	aged cherry A	+\$0
HY	walnut on cherry A	+\$0

Wood Veneer

For veneer (W)

2U	light brown walnut A	+\$0
40	dark brown walnut A	+\$0
ED	aged cherry A	+\$0
EK	medium red walnut A	+\$0
ET	clear on ash A	+\$0
EU	oak on ash A	+\$0
EV	walnut on ash A	+\$0
UL	natural maple A	+\$0
UX	walnut on cherry A	+\$0

Wood Vertical Storage Cabinet, Thin Top *continued*

Step 11. Door Finish

Solid-Color Laminate

For laminate (L)

8Q	folkstone grey <input type="checkbox"/>	+\$0
91	white <input type="checkbox"/>	+\$0
98	studio white	+\$0
CL	cool grey neutral <input type="checkbox"/>	+\$0
LU	soft white <input type="checkbox"/>	+\$0
WL	sandstone <input type="checkbox"/>	+\$0
WN	warm grey neutral <input type="checkbox"/>	+\$0

Linen Laminate

For laminate (L)

LBM	crisp linen	+\$0
LBN	classic linen	+\$0
LBP	casual linen	+\$0

Mesh Laminate

For laminate (L)

LBK	pewter mesh	+\$0
LBL	steel mesh	+\$0

Twill Laminate

For laminate (L)

LBF	neutral twill	+\$0
LBG	sarum twill	+\$0
LBH	earthen twill	+\$0
LBJ	graphite twill	+\$0
LBQ	white twill	+\$0

Wood-Grain Laminate

For laminate (L)

HM	natural maple <input type="checkbox"/>	+\$0
HP	light anigre <input type="checkbox"/>	+\$0
LBA	clear on ash	+\$0
LBB	oak on ash	+\$0
LBC	walnut on ash	+\$0
LBD	dark brown walnut	+\$0
LBE	medium red walnut	+\$0
76	light brown walnut <input type="checkbox"/>	+\$0
HX	aged cherry <input type="checkbox"/>	+\$0
HY	walnut on cherry <input type="checkbox"/>	+\$0

Wood Veneer

For laminate case/veneer door (C) or veneer (W)

2U	light brown walnut <input type="checkbox"/>	+\$0
40	dark brown walnut <input type="checkbox"/>	+\$0
ED	aged cherry <input type="checkbox"/>	+\$0
EK	medium red walnut <input type="checkbox"/>	+\$0
ET	clear on ash <input type="checkbox"/>	+\$0
EU	oak on ash <input type="checkbox"/>	+\$0
EV	walnut on ash <input type="checkbox"/>	+\$0
UL	natural maple <input type="checkbox"/>	+\$0
UX	walnut on cherry <input type="checkbox"/>	+\$0

Step 12. Top Finish

Solid-Color Laminate

For 3/8" laminate top (3)

8Q	folkstone grey <input type="checkbox"/>	+\$0
91	white <input type="checkbox"/>	+\$0
98	studio white	+\$0
CL	cool grey neutral <input type="checkbox"/>	+\$0
LU	soft white <input type="checkbox"/>	+\$0
WL	sandstone <input type="checkbox"/>	+\$0
WN	warm grey neutral <input type="checkbox"/>	+\$0

Linen Laminate

For 3/8" laminate top (3)

LBM	crisp linen	+\$0
LBN	classic linen	+\$0
LBP	casual linen	+\$0

Mesh Laminate

For 3/8" laminate top (3)

LBK	pewter mesh	+\$0
LBL	steel mesh	+\$0

Twill Laminate

For 3/8" laminate top (3)

LBF	neutral twill	+\$0
LBG	sarum twill	+\$0
LBH	earthen twill	+\$0
LBJ	graphite twill	+\$0
LBQ	white twill	+\$0

Wood Vertical Storage Cabinet, Thin Top *continued*

Wood-Grain Laminate
For 3/8" laminate top (3)

HM	natural maple <input type="checkbox"/> A	+\$0
HP	light anigre <input type="checkbox"/> A	+\$0
LBA	clear on ash	+\$0
LBB	oak on ash	+\$0
LBC	walnut on ash	+\$0
LBD	dark brown walnut	+\$0
LBE	medium red walnut	+\$0
76	light brown walnut <input type="checkbox"/> A	+\$0
HX	aged cherry <input type="checkbox"/> A	+\$0
HY	walnut on cherry <input type="checkbox"/> A	+\$0

Wood Veneer
For 3/8" veneer top (4)

2U	light brown walnut <input type="checkbox"/> A	+\$0
40	dark brown walnut <input type="checkbox"/> A	+\$0
ED	aged cherry <input type="checkbox"/> A	+\$0
EK	medium red walnut <input type="checkbox"/> A	+\$0
ET	clear on ash <input type="checkbox"/> A	+\$0
EU	oak on ash <input type="checkbox"/> A	+\$0
EV	walnut on ash <input type="checkbox"/> A	+\$0
UL	natural maple <input type="checkbox"/> A	+\$0
UX	walnut on cherry <input type="checkbox"/> A	+\$0

Step 13. Foot Finish
For 4"-high foot (4)

8Q	folkstone grey <input type="checkbox"/> A	+\$0
98	studio white <input type="checkbox"/> A	+\$0
WL	sandstone <input type="checkbox"/> A	+\$0

Bright Sand Texture Paint

91	white <input type="checkbox"/> A	+\$0
CL	cool grey neutral <input type="checkbox"/> A	+\$0
G1	graphite <input type="checkbox"/> A	+\$0
WN	warm grey neutral <input type="checkbox"/> A	+\$0

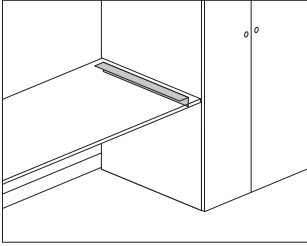
Metallic Paint

CN	metallic champagne <input type="checkbox"/> A	+\$10
EH	metallic bronze <input type="checkbox"/> A	+\$10
MS	metallic silver <input type="checkbox"/> A	+\$10

Step 14. Lock Option

KA	keyed alike <input type="checkbox"/> A	+\$0
KC	keyed differently, chrome <input type="checkbox"/> A	+\$0
KD	keyed differently, black <input type="checkbox"/> A	+\$0

Canvas Cabinet/Wall Attachment Bracket FV692.



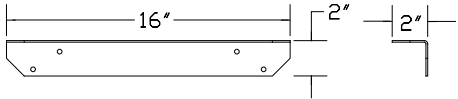
Product Information

Description
 This bracket attaches 1 end of a surface to a Canvas wood vertical storage cabinet or architectural wall, eliminating the need for a support leg. Finish is black. Attachment hardware included.

Notes

Supports a 20" or 24" deep surface.
 20" deep surface can be attached to a 20" or 24" deep wood vertical storage cabinet or architectural wall.
 24" deep surface can be attached to a 24" deep wood vertical storage cabinet or architectural wall.

Dimensions

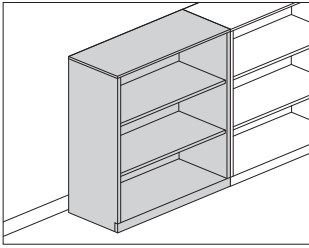


Specification Information

Step 1.
FV692. \$62

Wood Freestanding Bookcase

FF300.



Canvas Office Landscape® Wood Case Cabinets and Bookcases

Product Information

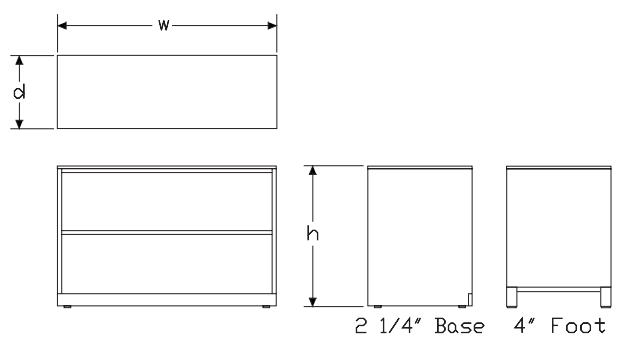
Description

This bookcase provides open storage and display space. It has a 3/8"-high laminate or veneer top with a laminate or veneer case. It is available with 4"-high architectural feet or a 2 1/4"-high base with 1" leveling glides. Includes 1 or more adjustable shelves, based on height. Actual bookcase widths are 29 7/8" or 35 7/8"; actual depth is 13 7/8".

Notes

For additional product options, see Vary Easy Program® in Appendices. Shelves adjust in 1 1/4" increments.

Dimensions



Specification Information

Step 1.

FF300. A

Step 2. Height

- 22** 22" high A
- 27** 27" high A
- 42** 42" high A
- 46** 46" high A

Step 3. Width

- 30** 30" wide A
- 36** 36" wide A

Step 4. Depth

- 14** 14" deep A

Step 5. Base/Foot Height

- 2** 2 1/4"-high base A
- 4** 4"-high foot A

Step 6. Case/Base Material

For 2 1/4"-high base (2)

- L** laminate A
- C** laminate case/veneer base A
- W** veneer A

For 4"-high foot (4)

- L** laminate A

Step 7. Top

- 03** 3/8" laminate top A
- 04** 3/8" veneer top A

Prices for Steps 1-7.

		142L03	142L04	142C03	142C04	142W03	142W04
FF300. 22	30	\$1086	1309	1254	1477	1812	2055
	36	\$1195	1418	1362	1586	2017	2261
27	30	\$1180	1403	1348	1572	1992	2233
	36	\$1297	1521	1465	1689	2213	2456
42	30	\$1392	1615	1559	1782	2392	2635
	36	\$1529	1754	1699	1922	2655	2895
46	30	\$1475	1700	1644	1867	2549	2791
	36	\$1621	1846	1790	2013	2827	3070

Wood Freestanding Bookcase

continued

	144L03	144L04
FF300. 22 30	\$1169	1394
36	\$1278	1502
27 30	\$1264	1488
36	\$1382	1606
42 30	\$1475	1700
36	\$1614	1838
46 30	\$1559	1782
36	\$1706	1930

Step 8. Case Finish

Solid-Color Laminate

For laminate (L) or laminate case/veneer base (C)

8Q	folkstone grey A	+\$0
91	white A	+\$0
98	studio white	+\$0
CL	cool grey neutral A	+\$0
LU	soft white A	+\$0
WL	sandstone A	+\$0
WN	warm grey neutral A	+\$0

Linen Laminate

For laminate (L) or laminate case/veneer base (C)

LBM	crisp linen	+\$0
LBN	classic linen	+\$0
LBP	casual linen	+\$0

Mesh Laminate

For laminate (L) or laminate case/veneer base (C)

LBK	pewter mesh	+\$0
LBL	steel mesh	+\$0

Twill Laminate

For laminate (L) or laminate case/veneer base (C)

LBF	neutral twill	+\$0
LBG	sarum twill	+\$0
LBH	earthen twill	+\$0
LBJ	graphite twill	+\$0
LBQ	white twill	+\$0

Wood-Grain Laminate

For laminate (L) or laminate case/veneer base (C)

HM	natural maple A	+\$0
HP	light anigre A	+\$0
LBA	clear on ash	+\$0
LBB	oak on ash	+\$0
LBC	walnut on ash	+\$0
LBD	dark brown walnut	+\$0
LBE	medium red walnut	+\$0
76	light brown walnut A	+\$0
HX	aged cherry A	+\$0
HY	walnut on cherry A	+\$0

Wood Veneer

For veneer (W)

2U	light brown walnut A	+\$0
40	dark brown walnut A	+\$0
ED	aged cherry A	+\$0
EK	medium red walnut A	+\$0
ET	clear on ash A	+\$0
EU	oak on ash A	+\$0
EV	walnut on ash A	+\$0
UL	natural maple A	+\$0
UX	walnut on cherry A	+\$0

Step 9. Top Finish

Solid-Color Laminate

For 3/8" laminate top (03)

8Q	folkstone grey A	+\$0
91	white A	+\$0
98	studio white	+\$0
CL	cool grey neutral A	+\$0
LU	soft white A	+\$0
WL	sandstone A	+\$0
WN	warm grey neutral A	+\$0

Linen Laminate

For 3/8" laminate top (03)

LBM	crisp linen	+\$0
LBN	classic linen	+\$0
LBP	casual linen	+\$0

Mesh Laminate

For 3/8" laminate top (03)

LBK	pewter mesh	+\$0
LBL	steel mesh	+\$0

Wood Freestanding Bookcase

continued

Twill Laminate		
<i>For 3/8" laminate top (03)</i>		
LBF	neutral twill	+\$0
LBG	sarum twill	+\$0
LBH	earthen twill	+\$0
LBJ	graphite twill	+\$0
LBQ	white twill	+\$0

Wood-Grain Laminate		
<i>For 3/8" laminate top (03)</i>		
HM	natural maple A	+\$0
HP	light anigre A	+\$0
LBA	clear on ash	+\$0
LBB	oak on ash	+\$0
LBC	walnut on ash	+\$0
LBD	dark brown walnut	+\$0
LBE	medium red walnut	+\$0
76	light brown walnut A	+\$0
HX	aged cherry A	+\$0
HY	walnut on cherry A	+\$0

Wood Veneer		
<i>For 3/8" veneer top (04)</i>		
2U	light brown walnut A	+\$0
40	dark brown walnut A	+\$0
ED	aged cherry A	+\$0
EK	medium red walnut A	+\$0
ET	clear on ash A	+\$0
EU	oak on ash A	+\$0
EV	walnut on ash A	+\$0
UL	natural maple A	+\$0
UX	walnut on cherry A	+\$0

Step 10. Base Finish

<i>For laminate (L)</i>		
8Q	folkstone grey A	+\$0
91	white A	+\$0
98	studio white	+\$0
CL	cool grey neutral A	+\$0
LU	soft white A	+\$0
WL	sandstone A	+\$0
WN	warm grey neutral A	+\$0

Linen Laminate		
<i>For laminate (L)</i>		
LBM	crisp linen	+\$0
LBN	classic linen	+\$0
LBP	casual linen	+\$0

Mesh Laminate		
<i>For laminate (L)</i>		
LBK	pewter mesh	+\$0
LBL	steel mesh	+\$0

Twill Laminate		
<i>For laminate (L)</i>		
LBF	neutral twill	+\$0
LBG	sarum twill	+\$0
LBH	earthen twill	+\$0
LBJ	graphite twill	+\$0
LBQ	white twill	+\$0

Wood-Grain Laminate		
<i>For laminate (L)</i>		
HM	natural maple A	+\$0
HP	light anigre A	+\$0
LBA	clear on ash	+\$0
LBB	oak on ash	+\$0
LBC	walnut on ash	+\$0
LBD	dark brown walnut	+\$0
LBE	medium red walnut	+\$0
76	light brown walnut A	+\$0
HX	aged cherry A	+\$0
HY	walnut on cherry A	+\$0

Wood Veneer		
<i>For laminate case/veneer base (C) or veneer (W)</i>		
2U	light brown walnut A	+\$0
40	dark brown walnut A	+\$0
ED	aged cherry A	+\$0
EK	medium red walnut A	+\$0
ET	clear on ash A	+\$0
EU	oak on ash A	+\$0
EV	walnut on ash A	+\$0
UL	natural maple A	+\$0
UX	walnut on cherry A	+\$0

Wood Freestanding Bookcase

continued

For 4"-high foot (4)

91	white <input type="checkbox"/> A	+\$0
CL	cool grey neutral <input type="checkbox"/> A	+\$0
G1	graphite <input type="checkbox"/> A	+\$0
WN	warm grey neutral <input type="checkbox"/> A	+\$0

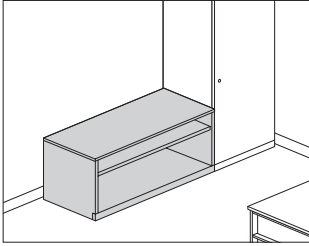
For 4"-high foot (4)

8Q	folkstone grey <input type="checkbox"/> A	+\$0
98	studio white <input type="checkbox"/> A	+\$0
WL	sandstone <input type="checkbox"/> A	+\$0

Metallic Paint

For 4"-high foot (4)

CN	metallic champagne <input type="checkbox"/> A	+\$10
EH	metallic bronze <input type="checkbox"/> A	+\$10
MS	metallic silver <input type="checkbox"/> A	+\$10



Product Information

Description

This credenza provides open storage and can be used freestanding or to support 1 end of a surface. It has a 3/8"-high or 1 1/4"-high laminate or veneer top with a laminate or veneer case. It is available with 4"-high architectural feet, 4"-high sleeveless architectural feet or a 2 1/4"-high base with 1" leveling glides.

Actual credenza widths are 29 7/8", 35 7/8", 41 7/8", 47 3/4", or 59 3/4"; actual depth is 19 7/8".

Notes

For additional product options, see Vary Easy Program in Appendices.

30"- and 36"-wide credenzas have no center divider and include 1 adjustable shelf. 42", 48", and 60"-wide credenzas have a center divider and include 2 adjustable shelves. Shelves adjust in 1 1/4" increments.

Credenza with 4"-high foot option (4) and 3/8" thin top can be used to support a Canvas wall-based frame. Order support bracket, low credenza-to-frame (FT292.) separately.

When using credenza to support 1 end of a surface, order 1 of the following products separately:

- Surface support, low credenza, adjustable height (FT299.)
- Surface support, low credenza, fixed height (FT298.)

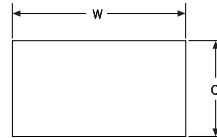
Order optional wood credenza shelf (FF892.) separately.

To provide temporary guest seating on a credenza, order cushion top (FF891.) separately.

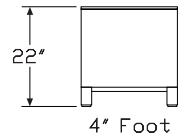
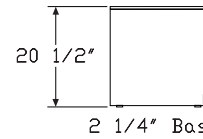

1 1/4" top (o6 and o7) is not removable and cannot be used to support a Canvas wall-based frame. The 1 1/4" top will add 5/8" to overall height of unit.

Please note that on the 4" sleeveless architectural foot (5) glides will be more visible.

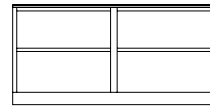
Dimensions



30",36" Wide



42",48",60" Wide



21",24",27",30"

Wood Low Credenza, Open *continued*

Specification Information

Step 1.

FFC700. A

Step 2. Width

30	30" wide	A
36	36" wide	A
42	42" wide	A
48	48" wide	A
60	60" wide	A

Step 3. Depth

20 20" deep A

Step 4. Base/Foot Height

2	2 1/4"-high base	A
4	4"-high foot	A
5	4" -high foot sleeveless	A

Step 5. Case/Base Material

For 2 1/4"-high base (2)

L	laminated A
C	laminated case/veneer base A
W	veneer A

For 4"-high foot (4) or 4" -high foot sleeveless (5)

L laminated A

Step 6. Top

For laminated (L) or laminated case/veneer base (C)

NT	no top	A
03	3/8" laminated top	A
04	3/8" veneer top	A
06	1 1/4" laminated top	A
07	1 1/4" veneer top	A

For veneer (W)

NT	no top	A
04	3/8" veneer top	A
07	1 1/4" veneer top	A

Prices for Steps 1-6.

		2LNT	2L03	2L04	2L06	2L07	2CNT
FFC700.	30 20	\$1313	1423	1642	1306	1536	1478
	36 20	\$1406	1516	1736	1410	1630	1571

42 20	\$1779	1889	2109	1783	2003	1943
48 20	\$1867	1977	2197	1765	1985	2031
60 20	\$2071	2180	2454	1968	2242	2235

		2C03	2C04	2C06	2C07	2WNT	2W04
FFC700.	30 20	\$1587	1807	1481	1701	2247	2849
	36 20	\$1681	1900	1575	1794	2417	3174
	42 20	\$2054	2273	1948	2167	3096	3438
	48 20	\$2142	2361	1930	2149	3227	3598
	60 20	\$2344	2619	2132	2407	3568	3967

		2W07	4LNT	4L03	4L04	4L06	4L07
FFC700.	30 20	\$2738	1395	1505	1724	1399	1618
	36 20	\$3064	1489	1598	1817	1492	1711
	42 20	\$3328	1862	1971	2190	1865	2084
	48 20	\$3378	2004	2114	2334	1902	2122
	60 20	\$3857	2207	2317	2591	2105	2379

		5LNT	5L03	5L04	5L06	5L07
FFC700.	30 20	\$1342	1452	1671	1346	1565
	36 20	\$1436	1545	1764	1439	1658
	42 20	\$1809	1918	2137	1812	2031
	48 20	\$1951	2061	2281	1849	2069
	60 20	\$2154	2264	2538	2052	2326

Step 7. Case Finish

Solid-Color Laminate

For laminated (L) or laminated case/veneer base (C)

8Q	folkstone grey	A	+\$0
91	white	A	+\$0
CL	cool grey neutral	A	+\$0
LU	soft white	A	+\$0
WL	sandstone	A	+\$0
WN	warm grey neutral	A	+\$0

Wood-Grain Laminate		
<i>For laminate (L) or laminate case/veneer base (C)</i>		
HM	natural maple <input type="checkbox"/> A	+\$0
HP	light anigre <input type="checkbox"/> A	+\$0
LBA	clear on ash	+\$0
LBB	oak on ash	+\$0
LBC	walnut on ash	+\$0
LBD	dark brown walnut	+\$0
LBE	medium red walnut	+\$0
76	light brown walnut <input type="checkbox"/> A	+\$0
HX	aged cherry <input type="checkbox"/> A	+\$0
HY	walnut on cherry <input type="checkbox"/> A	+\$0

Wood Veneer		
<i>For veneer (W)</i>		
2U	light brown walnut <input type="checkbox"/> A	+\$0
40	dark brown walnut <input type="checkbox"/> A	+\$0
ED	aged cherry <input type="checkbox"/> A	+\$0
EK	medium red walnut <input type="checkbox"/> A	+\$0
ET	clear on ash <input type="checkbox"/> A	+\$0
EU	oak on ash <input type="checkbox"/> A	+\$0
EV	walnut on ash <input type="checkbox"/> A	+\$0
UL	natural maple <input type="checkbox"/> A	+\$0
UX	walnut on cherry <input type="checkbox"/> A	+\$0

Step 8. Top Finish

Solid-Color Laminate		
<i>For 3/8" laminate top (o3) or 1/4" laminate top (o6)</i>		
8Q	folkstone grey <input type="checkbox"/> A	+\$0
91	white <input type="checkbox"/> A	+\$0
CL	cool grey neutral <input type="checkbox"/> A	+\$0
LU	soft white <input type="checkbox"/> A	+\$0
WL	sandstone <input type="checkbox"/> A	+\$0
WN	warm grey neutral <input type="checkbox"/> A	+\$0

Wood-Grain Laminate		
<i>For 3/8" laminate top (o3) or 1/4" laminate top (o6)</i>		
HM	natural maple <input type="checkbox"/> A	+\$0
HP	light anigre <input type="checkbox"/> A	+\$0
LBA	clear on ash	+\$0
LBB	oak on ash	+\$0
LBC	walnut on ash	+\$0
LBD	dark brown walnut	+\$0
LBE	medium red walnut	+\$0
76	light brown walnut <input type="checkbox"/> A	+\$0
HX	aged cherry <input type="checkbox"/> A	+\$0
HY	walnut on cherry <input type="checkbox"/> A	+\$0

Wood Veneer		
<i>For 3/8" veneer top (o4) or 1/4" veneer top (o7)</i>		
2U	light brown walnut <input type="checkbox"/> A	+\$0
40	dark brown walnut <input type="checkbox"/> A	+\$0
ED	aged cherry <input type="checkbox"/> A	+\$0
EK	medium red walnut <input type="checkbox"/> A	+\$0
ET	clear on ash <input type="checkbox"/> A	+\$0
EU	oak on ash <input type="checkbox"/> A	+\$0
EV	walnut on ash <input type="checkbox"/> A	+\$0
UL	natural maple <input type="checkbox"/> A	+\$0
UX	walnut on cherry <input type="checkbox"/> A	+\$0

Step 9. Base Finish

Solid-Color Laminate		
<i>For laminate (L)</i>		
8Q	folkstone grey <input type="checkbox"/> A	+\$0
91	white <input type="checkbox"/> A	+\$0
CL	cool grey neutral <input type="checkbox"/> A	+\$0
LU	soft white <input type="checkbox"/> A	+\$0
WL	sandstone <input type="checkbox"/> A	+\$0
WN	warm grey neutral <input type="checkbox"/> A	+\$0

Wood Low Credenza, Open *continued*

Wood-Grain Laminate

For laminate (L)

HM	natural maple <input type="checkbox"/> A	+\$0
HP	light anigre <input type="checkbox"/> A	+\$0
LBA	clear on ash	+\$0
LBB	oak on ash	+\$0
LBC	walnut on ash	+\$0
LBD	dark brown walnut	+\$0
LBE	medium red walnut	+\$0
76	light brown walnut <input type="checkbox"/> A	+\$0
HX	aged cherry <input type="checkbox"/> A	+\$0
HY	walnut on cherry <input type="checkbox"/> A	+\$0

Wood Veneer

For laminate case/veneer base (C) or veneer (W)

2U	light brown walnut <input type="checkbox"/> A	+\$0
40	dark brown walnut <input type="checkbox"/> A	+\$0
ED	aged cherry <input type="checkbox"/> A	+\$0
EK	medium red walnut <input type="checkbox"/> A	+\$0
ET	clear on ash <input type="checkbox"/> A	+\$0
EU	oak on ash <input type="checkbox"/> A	+\$0
EV	walnut on ash <input type="checkbox"/> A	+\$0
UL	natural maple <input type="checkbox"/> A	+\$0
UX	walnut on cherry <input type="checkbox"/> A	+\$0

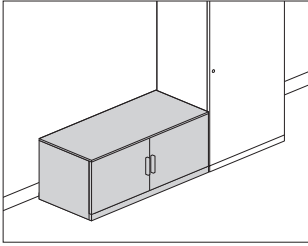
Step 10. Foot Finish

For 4"-high foot (4) or 4" -high foot sleeveless (5)

91	white <input type="checkbox"/> A	+\$0
CL	cool grey neutral <input type="checkbox"/> A	+\$0
G1	graphite <input type="checkbox"/> A	+\$0
WN	warm grey neutral <input type="checkbox"/> A	+\$0
CN	metallic champagne <input type="checkbox"/> A	+\$10
EH	metallic bronze <input type="checkbox"/> A	+\$10
MS	metallic silver <input type="checkbox"/> A	+\$10
8Q	folkstone grey <input type="checkbox"/> A	+\$0
98	studio white <input type="checkbox"/> A	+\$0
WL	sandstone <input type="checkbox"/> A	+\$0

Wood Low Credenza, with Doors

FFC71A
FFC71K



Product Information

Description

This credenza provides enclosed storage and can be used freestanding or to support 1 end of a surface. It has a $\frac{3}{8}$ "-high or $1\frac{1}{4}$ "-high laminate or veneer top with a laminate or veneer case. It is available with 4"-high architectural feet, 4"-high sleeveless architectural feet or a $2\frac{1}{4}$ "-high base with 1" leveling glides.

Actual credenza widths are $29\frac{7}{8}$ ", $35\frac{7}{8}$ ", or $41\frac{7}{8}$ "; actual depth is $19\frac{7}{8}$ ".

Notes

For additional product options, see Vary Easy Program in Appendices. Arc pull option (A.) conforms to guidelines of Americans with Disabilities Act (ADA).

Grain direction is vertical on veneer and wood-grain laminate fronts.

30"- and 36"-wide credenzas have no center divider and include 1 adjustable shelf. 42"-wide credenza has a center divider and includes 2 adjustable shelves. Shelves adjust in $1\frac{1}{4}$ " increments.

Credenza with 4"-high foot option (4) and $\frac{3}{8}$ " thin top can be used to support a Canvas wall-based frame. Order support bracket, low credenza-to-frame (FT292.) separately.

When using credenza to support 1 end of a surface, order 1 of the following products separately:

- Surface support, low credenza, adjustable height (FT299.)
- Surface support, low credenza, fixed height (FT298.)

To cover adjacent credenzas with a single top, specify credenzas with no top option (NT) and order credenza top (FF890.) separately.

$1\frac{1}{4}$ " top (o6 and o7) is not removable and cannot be used to support a Canvas wall-based frame. The $1\frac{1}{4}$ " top will add $\frac{5}{8}$ " to overall height of unit.

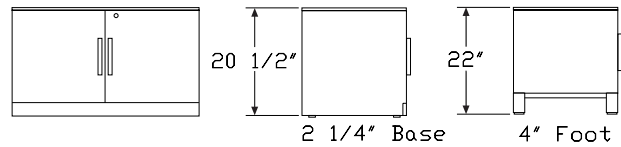
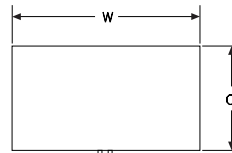
Please note that on the 4" sleeveless architectural foot (5) glides will be more visible.

Order optional wood credenza shelf (FF892.) separately.

To provide temporary guest seating on a credenza, order cushion top (FF891.) separately.

For keyed-alike locks, see Keyed-Alike Information in Appendices.

Dimensions



Wood Low Credenza, with Doors

continued

Specification Information

Step 1.

FFC71 A

Step 2. Pull Type

A. arc pull A

K. bar pull A

Step 3. Width

30 30" wide A

36 36" wide A

42 42" wide A

Step 4. Depth

20 20" deep A

Step 5. Base/Foot Height

2 2 1/4"-high base A

4 4"-high foot A

5 4"-high foot sleeveless A

Step 6. Case/Door Material

For 2 1/4"-high base (2)

L laminate A

C laminate case/veneer door A

W veneer A

For 4"-high foot (4) or 4"-high foot sleeveless (5)

L laminate A

C laminate case/veneer door A

Step 7. Top

For laminate (L) or laminate case/veneer door (C)

NT no top A

03 3/8" laminate top A

04 3/8" veneer top A

06 1 1/4" laminate top A

07 1 1/4" veneer top A

For veneer (W)

NT no top A

04 3/8" veneer top A

07 1 1/4" veneer top A

Prices for Steps 1-7.

		2LNT	2L03	2L04	2L06	2L07	2CNT
FFC71A.	30 20	\$1650	1756	1969	1653	1866	2000
	36 20	\$1836	1942	2155	1839	2052	2223
	42 20	\$2022	2128	2342	2025	2239	2448

		2C03	2C04	2C06	2C07	2WNT	2W04
FFC71A.	30 20	\$2107	2320	2004	2217	2629	2948
	36 20	\$2330	2544	2227	2441	2942	3263
	42 20	\$2554	2767	2451	2664	3255	3576

		2W07	4LNT	4L03	4L04	4L06	4L07
FFC71A.	30 20	\$2845	1729	1836	2049	1733	1946
	36 20	\$3160	1915	2022	2236	1919	2133
	42 20	\$3473	2102	2209	2422	2106	2319

		4CNT	4C03	4C04	4C06	4C07	5LNT
FFC71A.	30 20	\$2077	2184	2397	2081	2294	1677
	36 20	\$2300	2408	2621	2305	2518	1864
	42 20	\$2525	2631	2844	2528	2741	2050

		5L03	5L04	5L06	5L07	5CNT	5C03
FFC71A.	30 20	\$1784	1998	1681	1895	2025	2133
	36 20	\$1971	2184	1868	2081	2249	2356
	42 20	\$2157	2371	2054	2268	2474	2580

				5C04	5C06	5C07
FFC71A.	30 20			\$2346	2030	2243
	36 20			\$2569	2253	2466
	42 20			\$2793	2477	2690

		2LNT	2L03	2L04	2L06	2L07	2CNT
FFC71K.	30 20	\$1650	1756	1969	1653	1866	2000
	36 20	\$1836	1942	2155	1839	2052	2223
	42 20	\$2022	2128	2342	2025	2239	2448

		2C03	2C04	2C06	2C07	2WNT	2W04
FFC71K.	30 20	\$2107	2320	2004	2217	2629	2948
	36 20	\$2330	2544	2227	2441	2942	3263
	42 20	\$2554	2767	2451	2664	3255	3576

		2W07	4LNT	4L03	4L04	4L06	4L07
FFC71K.	30 20	\$2845	1729	1836	2049	1733	1946
	36 20	\$3160	1915	2022	2236	1919	2133
	42 20	\$3473	2102	2422	2422	2106	2319

Canvas Office Landscape® Wood Case Credenzas

Wood Low Credenza, with Doors

continued

Canvas Office Landscape® Wood Case Credenzas

		4CNT	4C03	4C04	4C06	4C07	5LNT
FFC71K. 30 20		\$2077	2184	2397	2081	2294	1677
36 20		\$2300	2408	2621	2305	2518	1864
42 20		\$2525	2631	2844	2528	2741	2050

		5L03	5L04	5L06	5L07	5CNT	5C03
FFC71K. 30 20		\$1784	1998	1681	1895	2025	2133
36 20		\$1971	2184	1868	2081	2249	2356
42 20		\$2157	2371	2054	2268	2474	2580

			5C04	5C06	5C07
FFC71K. 30 20			\$2346	2030	2243
36 20			\$2569	2253	2466
42 20			\$2793	2477	2690

Step 8. Case Finish

Solid-Color Laminate

For laminate (L) or laminate case/veneer door (C)

8Q	folkstone grey A	+\$0
91	white A	+\$0
CL	cool grey neutral A	+\$0
LU	soft white A	+\$0
WL	sandstone A	+\$0
WN	warm grey neutral A	+\$0

Wood-Grain Laminate

For laminate (L) or laminate case/veneer door (C)

HM	natural maple A	+\$0
HP	light anigre A	+\$0
LBA	clear on ash	+\$0
LBB	oak on ash	+\$0
LBC	walnut on ash	+\$0
LBD	dark brown walnut	+\$0
LBE	medium red walnut	+\$0
76	light brown walnut A	+\$0
HX	aged cherry A	+\$0
HY	walnut on cherry A	+\$0

Wood Veneer

For veneer (W)

2U	light brown walnut A	+\$0
40	dark brown walnut A	+\$0
ED	aged cherry A	+\$0
EK	medium red walnut A	+\$0
ET	clear on ash A	+\$0
EU	oak on ash A	+\$0
EV	walnut on ash A	+\$0
UL	natural maple A	+\$0
UX	walnut on cherry A	+\$0

Step 9. Door Finish

Solid-Color Laminate

For laminate (L)

8Q	folkstone grey A	+\$0
91	white A	+\$0
CL	cool grey neutral A	+\$0
LU	soft white A	+\$0
WL	sandstone A	+\$0
WN	warm grey neutral A	+\$0

Wood-Grain Laminate

For laminate (L)

HM	natural maple A	+\$0
HP	light anigre A	+\$0
LBA	clear on ash	+\$0
LBB	oak on ash	+\$0
LBC	walnut on ash	+\$0
LBD	dark brown walnut	+\$0
LBE	medium red walnut	+\$0
76	light brown walnut A	+\$0
HX	aged cherry A	+\$0
HY	walnut on cherry A	+\$0

Wood Veneer

For laminate case/veneer door (C) or veneer (W)

2U	light brown walnut A	+\$0
40	dark brown walnut A	+\$0
ED	aged cherry A	+\$0
EK	medium red walnut A	+\$0
ET	clear on ash A	+\$0
EU	oak on ash A	+\$0
EV	walnut on ash A	+\$0
UL	natural maple A	+\$0
UX	walnut on cherry A	+\$0

Wood Low Credenza, with Doors

continued

Step 10. Top Finish

Solid-Color Laminate

For 3/8" laminate top (03) or 1 1/4" laminate top (06)

8Q	folkstone grey <input type="checkbox"/>	+\$0
91	white <input type="checkbox"/>	+\$0
CL	cool grey neutral <input type="checkbox"/>	+\$0
LU	soft white <input type="checkbox"/>	+\$0
WL	sandstone <input type="checkbox"/>	+\$0
WN	warm grey neutral <input type="checkbox"/>	+\$0

Wood-Grain Laminate

For 3/8" laminate top (03) or 1 1/4" laminate top (06)

HM	natural maple <input type="checkbox"/>	+\$0
HP	light anigre <input type="checkbox"/>	+\$0
LBA	clear on ash	+\$0
LBB	oak on ash	+\$0
LBC	walnut on ash	+\$0
LBD	dark brown walnut	+\$0
LBE	medium red walnut	+\$0
76	light brown walnut <input type="checkbox"/>	+\$0
HX	aged cherry <input type="checkbox"/>	+\$0
HY	walnut on cherry <input type="checkbox"/>	+\$0

Wood Veneer

For 3/8" veneer top (04) or 1 1/4" veneer top (07)

2U	light brown walnut <input type="checkbox"/>	+\$0
40	dark brown walnut <input type="checkbox"/>	+\$0
ED	aged cherry <input type="checkbox"/>	+\$0
EK	medium red walnut <input type="checkbox"/>	+\$0
ET	clear on ash <input type="checkbox"/>	+\$0
EU	oak on ash <input type="checkbox"/>	+\$0
EV	walnut on ash <input type="checkbox"/>	+\$0
UL	natural maple <input type="checkbox"/>	+\$0
UX	walnut on cherry <input type="checkbox"/>	+\$0

Step 11. Foot Finish

For 4"-high foot (4) or 4"-high foot sleeveless (5)

8Q	folkstone grey <input type="checkbox"/>	+\$0
98	studio white <input type="checkbox"/>	+\$0
WL	sandstone <input type="checkbox"/>	+\$0
91	white <input type="checkbox"/>	+\$0
CL	cool grey neutral <input type="checkbox"/>	+\$0
G1	graphite <input type="checkbox"/>	+\$0
WN	warm grey neutral <input type="checkbox"/>	+\$0
CN	metallic champagne <input type="checkbox"/>	+\$10
EH	metallic bronze <input type="checkbox"/>	+\$10
MS	metallic silver <input type="checkbox"/>	+\$10

Step 12. Pull Finish

For arc pull (A.)

NH	brushed nickel <input type="checkbox"/>	+\$0
NK	black nickel <input type="checkbox"/>	+\$0

For bar pull (K.)

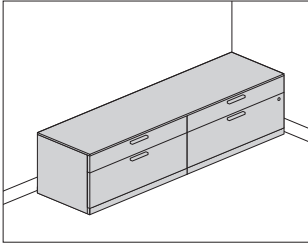
8Q	folkstone grey	+\$0
91	white	+\$0
G1	graphite <input type="checkbox"/>	+\$0
WL	sandstone <input type="checkbox"/>	+\$0
CN	metallic champagne <input type="checkbox"/>	+\$5
MS	metallic silver <input type="checkbox"/>	+\$5
79	green apple <input type="checkbox"/>	+\$15
MY3	yellow oxide <input type="checkbox"/>	+\$15
RO	red <input type="checkbox"/>	+\$15
TRQ	turquoise <input type="checkbox"/>	+\$15

Step 13. Lock Option

KA	keyed alike <input type="checkbox"/>	+\$0
KC	keyed differently, chrome <input type="checkbox"/>	+\$0
KD	keyed differently, black <input type="checkbox"/>	+\$0

Wood Low Credenza, with Drawers

FFC72A
FFC72K



Product Information

Description

This credenza provides enclosed filing and storage and can be used freestanding or to support 1 end of a surface. It has a $\frac{3}{8}$ "-high or $1\frac{1}{4}$ "-high laminate or veneer top with a laminate or veneer case. It is available with 4"-high architectural feet, 4"-high sleeveless architectural feet or a $2\frac{1}{4}$ "-high base with 1" leveling glides and has a positive interlock system that permits only 1 drawer to open at a time. Drawers have full-extension ball-bearing slides. The file drawer(s) accommodate side-to-side and front-to-back filing of letter-, legal, and A4-size hanging files.

Actual credenza widths are $29\frac{7}{8}$ ", $35\frac{7}{8}$ ", $41\frac{7}{8}$ ", $59\frac{3}{4}$ ", or $71\frac{3}{4}$ "; actual depth is $19\frac{7}{8}$ ".

Notes

For additional product options, see Vary Easy Program in Appendices. Arc pull option (A.) conforms to guidelines of Americans with Disabilities Act (ADA).

Grain direction is vertical on veneer and wood-grain laminate fronts. 30", 36", and 42"-wide credenzas have 1 box drawer and 1 file drawer. 60"-and 72"-wide credenzas have 2 box drawers and 2 file drawers.

Credenza with 4"-high foot option (4) and $\frac{3}{8}$ " thin top can be used to support a Canvas wall-based frame. Order support bracket, low credenza-to-frame (FT292.) separately.

When using credenza to support 1 end of a surface, order 1 of the following products separately:

- Surface support, low credenza, adjustable height (FT299.)
- Surface support, low credenza, fixed height (FT298.)

$1\frac{1}{4}$ " top (o6 and o7) is not removable and cannot be used to support a Canvas wall-based frame. The $1\frac{1}{4}$ " top will add $\frac{5}{8}$ " to overall height of unit.

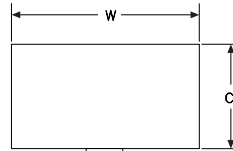
Please note that on the 4" sleeveless architectural foot (5) glides will be more visible.

To cover adjacent credenzas with a single top, specify credenzas with no top option (NT) and order credenza top (FF890.) separately.

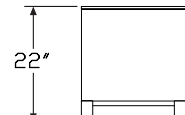
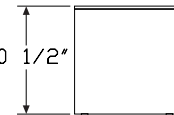
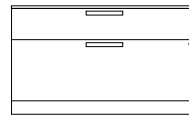
To provide temporary guest seating on a credenza, order cushion top (FF891.) separately.

For keyed-alike locks, see Keyed-Alike Information in Appendices.

Dimensions



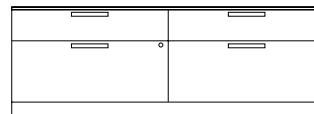
30", 36", 42" Wide



2 1/4" Base

4" Foot

60", 72" Wide



30", 36"

Wood Low Credenza, with Drawers *continued*

Specification Information

Step 1.

FFC72

Step 2. Pull Type

A. arc pull

K. bar pull

Step 3. Width

30 30" wide

36 36" wide

42 42" wide

60 60" wide

72 72" wide

Step 4. Depth

20 20" deep

Step 5. Base/Foot Height

2 2¹/₄"-high base

4 4"-high foot

5 4" -high foot sleeveless

Step 6. Configuration

BF box/file

Step 7. Case/Front Material

For 2¹/₄"-high base (2)

L laminate case/front

C laminate case/veneer front

W veneer case/front

For 4"-high foot (4) or 4" -high foot sleeveless (5)

L laminate case/front

C laminate case/veneer front

Step 8. Top

For laminate case/front (L) or laminate case/veneer front (C)

NT no top

03 3/8" laminate top

04 3/8" veneer top

06 1¹/₄" laminate top

07 1¹/₄" veneer top

For veneer case/front (W)

NT no top

04 3/8" veneer top

07 1¹/₄" veneer top

Prices for Steps 1-8.

		2BFLNT	2BFL03	2BFL04	2BFL06	2BFL07	2BFCNT
FFC72A.	30 20	\$1960	2066	2279	1963	2176	2373
	36 20	\$2226	2332	2546	2229	2443	2693
	42 20	\$2519	2626	2839	2523	2736	3044
	60 20	\$3848	4007	4274	3801	4068	4649
	72 20	\$4418	4524	4737	4318	4531	5216

		2BFC03	2BFC04	2BFC06	2BFC07	2BFWNT	2BFW04
FFC72A.	30 20	\$2480	2693	2377	2590	2903	3222
	36 20	\$2799	3012	2696	2909	3318	3638
	42 20	\$3151	3364	3048	3261	3775	4096
	60 20	\$4809	5075	4603	4869	5749	6122
	72 20	\$5430	5749	5224	5543	6485	6912

		2BFW07	4BFLNT	4BFL03	4BFL04	4BFL06	4BFL07
FFC72A.	30 20	\$3119	2039	2146	2359	2043	2256
	36 20	\$3535	2306	2413	2626	2310	2523
	42 20	\$3993	2599	2705	2918	2602	2815
	60 20	\$5916	3980	4140	4407	3934	4201
	72 20	\$6706	4551	4657	4870	4451	4664

		4BFCNT	4BFC03	4BFC04	4BFC06	4BFC07	5BFLNT
FFC72A.	30 20	\$2450	2557	2770	2454	2667	1987
	36 20	\$2770	2876	3089	2773	2986	2175
	42 20	\$3121	3229	3442	3126	3339	2548
	60 20	\$4778	4937	5204	4731	4998	3929
	72 20	\$5345	5558	5878	5352	5672	4500

		5BFL03	5BFL04	5BFL06	5BFL07	5BFCNT	5BFC03
FFC72A.	30 20	\$2094	1991	1991	2205	2398	2505
	36 20	\$2281	2494	2178	2391	2719	2825
	42 20	\$2654	2867	2551	2764	3070	3177
	60 20	\$4089	4355	3883	4149	4726	4886
	72 20	\$4606	4819	4400	4613	5294	5507

			5BFC04	5BFC06	5BFC07
FFC72A.	30 20		\$2719	2402	2616
	36 20		\$3038	2722	2935
	42 20		\$3390	3074	3287
	60 20		\$5153	4680	4947
	72 20		\$5826	5301	5620

Canvas Office Landscape® Wood Case Credenzas

Wood Low Credenza, with
Drawers *continued*

Canvas Office Landscape® Wood Case Credenzas

		2BFLNT	2BFL03	2BFL04	2BFL06	2BFL07	2BFCNT
FFC72K.	30 20	\$1960	2066	2279	1963	2176	2373
	36 20	\$2226	2332	2546	2229	2443	2693
	42 20	\$2519	2626	2839	2523	2736	3044
	60 20	\$3848	4007	4274	3801	4068	4649
	72 20	\$4418	4524	4737	4318	4531	5216

		2BFC03	2BFC04	2BFC06	2BFC07	2BFWNT	2BFW04
FFC72K.	30 20	\$2480	2693	2377	2590	2903	3222
	36 20	\$2799	3012	2696	2909	3318	3638
	42 20	\$3151	3364	3048	3261	3775	4096
	60 20	\$4809	5075	4603	4869	5749	6122
	72 20	\$5430	5749	5224	5543	6485	6912

		2BFW07	4BFLNT	4BFL03	4BFL04	4BFL06	4BFL07
FFC72K.	30 20	\$3119	2039	2146	2359	2043	2256
	36 20	\$3535	2306	2413	2626	2310	2523
	42 20	\$3993	2599	2705	2918	2602	2815
	60 20	\$5916	3980	4140	4407	3934	4201
	72 20	\$6706	4551	4657	4870	4451	4664

		4BFCNT	4BFC03	4BFC04	4BFC06	4BFC07	5BFLNT
FFC72K.	30 20	\$2450	2557	2770	2454	2667	1987
	36 20	\$2770	2876	3089	2773	2986	2175
	42 20	\$3121	3229	3442	3126	3339	2548
	60 20	\$4778	4937	5204	4731	4998	3929
	72 20	\$5345	5558	5878	5352	5672	4500

		5BFL03	5BFL04	5BFL06	5BFL07	5BFCNT	5BFC03
FFC72K.	30 20	\$2094	1991	1991	2205	2398	2505
	36 20	\$2281	2494	2178	2391	2719	2825
	42 20	\$2654	2867	2551	2764	3070	3177
	60 20	\$4089	4355	3883	4149	4726	4757
	72 20	\$4606	4819	4400	4613	5294	5507

		5BFC04	5BFC06	5BFC07
FFC72K.	30 20	\$2719	2402	2616
	36 20	\$3038	2722	2935
	42 20	\$3390	3074	3287
	60 20	\$5024	4680	4947
	72 20	\$5826	5301	5620

Step 9. Case Finish

Solid-Color Laminate

For 30" wide (30), 36" wide (36), 42" wide (42), 60" wide (60), or 72" wide (72) with laminate case/front (L), or laminate case/veneer front (C)

8Q	folkstone grey	A	+\$0
91	white	A	+\$0
CL	cool grey neutral	A	+\$0
LU	soft white	A	+\$0
WL	sandstone	A	+\$0
WN	warm grey neutral	A	+\$0

Wood-Grain Laminate

For 30" wide (30), 36" wide (36), 42" wide (42), or 60" wide (60) with laminate case/front (L), or laminate case/veneer front (C)

LBC	walnut on ash	A	+\$0
LBE	medium red walnut	A	+\$0
HM	natural maple	A	+\$0
HP	light anigre	A	+\$0
76	light brown walnut	A	+\$0
HX	aged cherry	A	+\$0
HY	walnut on cherry	A	+\$0

Wood Veneer

For veneer case/front (W)

2U	light brown walnut	A	+\$0
40	dark brown walnut	A	+\$0
ED	aged cherry	A	+\$0
EK	medium red walnut	A	+\$0
ET	clear on ash	A	+\$0
EU	oak on ash	A	+\$0
EV	walnut on ash	A	+\$0
UL	natural maple	A	+\$0
UX	walnut on cherry	A	+\$0

Step 10. Front Finish

Solid-Color Laminate

For laminate case/front (L)

8Q	folkstone grey	A	+\$0
91	white	A	+\$0
CL	cool grey neutral	A	+\$0
LU	soft white	A	+\$0
WL	sandstone	A	+\$0
WN	warm grey neutral	A	+\$0

Wood Low Credenza, with Drawers *continued*

Wood-Grain Laminate		
<i>For laminate case/front (L)</i>		
LBC	walnut on ash <input type="checkbox"/>	+\$0
LBE	medium red walnut <input type="checkbox"/>	+\$0
HM	natural maple <input type="checkbox"/>	+\$0
HP	light anigre <input type="checkbox"/>	+\$0
76	light brown walnut <input type="checkbox"/>	+\$0
HX	aged cherry <input type="checkbox"/>	+\$0
HY	walnut on cherry <input type="checkbox"/>	+\$0

Wood Veneer		
<i>For laminate case/veneer front (C) or veneer case/front (W)</i>		
2U	light brown walnut <input type="checkbox"/>	+\$0
40	dark brown walnut <input type="checkbox"/>	+\$0
ED	aged cherry <input type="checkbox"/>	+\$0
EK	medium red walnut <input type="checkbox"/>	+\$0
ET	clear on ash <input type="checkbox"/>	+\$0
EU	oak on ash <input type="checkbox"/>	+\$0
EV	walnut on ash <input type="checkbox"/>	+\$0
UL	natural maple <input type="checkbox"/>	+\$0
UX	walnut on cherry <input type="checkbox"/>	+\$0

Step 11. Top Finish

Solid-Color Laminate		
<i>For 3/8" laminate top (03) or 1 1/4" laminate top (06)</i>		
8Q	folkstone grey <input type="checkbox"/>	+\$0
91	white <input type="checkbox"/>	+\$0
CL	cool grey neutral <input type="checkbox"/>	+\$0
LU	soft white <input type="checkbox"/>	+\$0
WL	sandstone <input type="checkbox"/>	+\$0
WN	warm grey neutral <input type="checkbox"/>	+\$0

Wood-Grain Laminate		
<i>For 3/8" laminate top (03) or 1 1/4" laminate top (06)</i>		
LBC	walnut on ash <input type="checkbox"/>	+\$0
LBE	medium red walnut <input type="checkbox"/>	+\$0
HM	natural maple <input type="checkbox"/>	+\$0
HP	light anigre <input type="checkbox"/>	+\$0
76	light brown walnut <input type="checkbox"/>	+\$0
HX	aged cherry <input type="checkbox"/>	+\$0
HY	walnut on cherry <input type="checkbox"/>	+\$0

Wood Veneer		
<i>For 3/8" veneer top (04) or 1 1/4" veneer top (07)</i>		
2U	light brown walnut <input type="checkbox"/>	+\$0
40	dark brown walnut <input type="checkbox"/>	+\$0
ED	aged cherry <input type="checkbox"/>	+\$0
EK	medium red walnut <input type="checkbox"/>	+\$0
ET	clear on ash <input type="checkbox"/>	+\$0
EU	oak on ash <input type="checkbox"/>	+\$0
EV	walnut on ash <input type="checkbox"/>	+\$0
UL	natural maple <input type="checkbox"/>	+\$0
UX	walnut on cherry <input type="checkbox"/>	+\$0

Step 12. Foot Finish		
<i>For 4"-high foot (4) or 4" -high foot sleeveless (5)</i>		
8Q	folkstone grey <input type="checkbox"/>	+\$0
98	studio white <input type="checkbox"/>	+\$0
WL	sandstone <input type="checkbox"/>	+\$0
91	white <input type="checkbox"/>	+\$0
CL	cool grey neutral <input type="checkbox"/>	+\$0
G1	graphite <input type="checkbox"/>	+\$0
WN	warm grey neutral <input type="checkbox"/>	+\$0
CN	metallic champagne <input type="checkbox"/>	+\$10
EH	metallic bronze <input type="checkbox"/>	+\$10
MS	metallic silver <input type="checkbox"/>	+\$10

Step 13. Pull Finish

<i>For arc pull (A.)</i>		
NH	brushed nickel <input type="checkbox"/>	+\$0
NK	black nickel <input type="checkbox"/>	+\$0

<i>For bar pull (K.)</i>		
G1	graphite <input type="checkbox"/>	+\$0
8Q	folkstone grey	+\$0
91	white	+\$0
WL	sandstone <input type="checkbox"/>	+\$0
CN	metallic champagne <input type="checkbox"/>	+\$5
MS	metallic silver <input type="checkbox"/>	+\$5
79	green apple <input type="checkbox"/>	+\$15
MY3	yellow oxide <input type="checkbox"/>	+\$15
RO	red <input type="checkbox"/>	+\$15
TRQ	turquoise <input type="checkbox"/>	+\$15

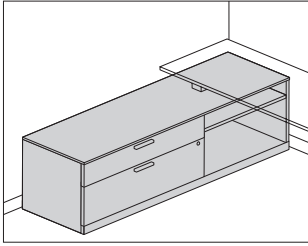
Step 14. Counterweight		
NO	no counterweight <input type="checkbox"/>	+\$0
CB	counterweight <input type="checkbox"/>	+\$70

Wood Low Credenza, with
Drawers *continued*

Step 15. Lock Option		
KA	keyed alike <input type="checkbox"/>	+\$0
KC	keyed differently, chrome <input type="checkbox"/>	+\$0
KD	keyed differently, black <input type="checkbox"/>	+\$0

Wood Low Credenza, Open with Drawers

FFC73A
FFC73K



Product Information

Description

This credenza provides drawer storage on 1 side with open storage on the other side and can be used freestanding or to support 1 end of a surface. It has a $\frac{3}{8}$ "-high or $\frac{1}{4}$ "-high laminate or veneer top with a laminate or veneer case. It is available with 4"-high architectural feet, 4"-high sleeveless architectural feet or a $2\frac{1}{4}$ "-high base with 1" leveling glides and has a positive interlock system that permits only 1 drawer to open at a time. Drawers have full-extension ball-bearing slides. The file drawer accommodates side-to-side and front-to-back filing of letter-, legal, and A4-size hanging files.

Actual credenza widths are $47\frac{3}{4}$ ", $59\frac{3}{4}$ " or $71\frac{3}{4}$ "; actual depth is $19\frac{7}{8}$ ".

Notes

For additional product options, see Vary Easy Program in Appendices.

Arc pull option (A.) conforms to guidelines of Americans with Disabilities Act (ADA).

Grain direction is vertical on veneer and wood-grain laminate fronts.

Open side of Credenza includes 1 adjustable shelf that adjusts in $\frac{1}{4}$ " increments.

Credenza with 4"-high foot option (4) and $\frac{3}{8}$ " thin top can be used to support a Canvas wall-based frame. Order support bracket, low credenza-to-frame (FT292.) separately.

When using credenza to support 1 end of a surface, order 1 of the following products separately:

- Surface support, low credenza, adjustable height (FT299.)
- Surface support, low credenza, fixed height (FT298.)

To cover adjacent credenzas with a single top, specify credenzas with no top option (NT) and order credenza top (FF890.) separately.

$\frac{1}{4}$ " top (o6 and o7) is not removable and cannot be used to support a Canvas wall-based frame. The $\frac{1}{4}$ " top will add $\frac{5}{8}$ " to overall height of unit.

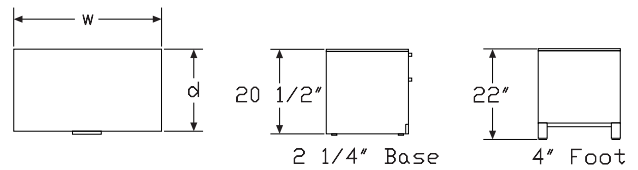
Please note that on the 4" sleeveless architectural foot (5) glides will be more visible.

Order optional wood credenza shelf (FF892.) separately.

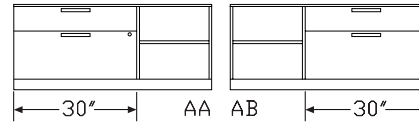
To provide temporary guest seating on a credenza, order cushion top (FF891.) separately.

For keyed-alike locks, see Keyed-Alike Information in Appendices.

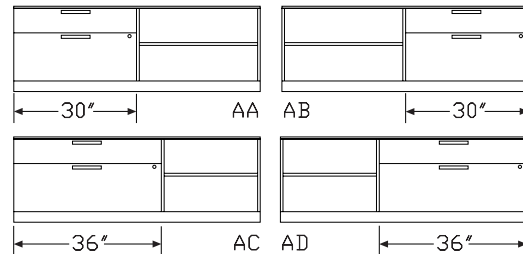
Dimensions



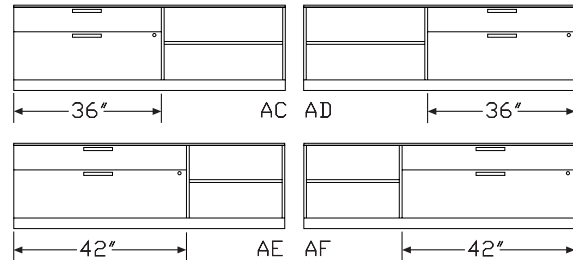
48" Wide



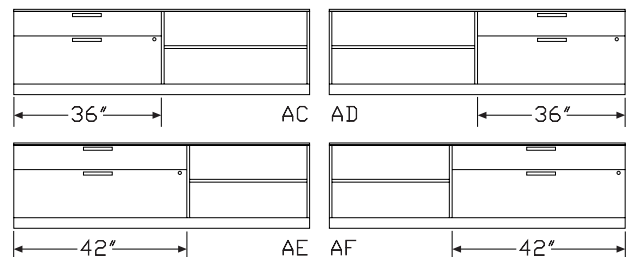
60" Wide



66" Wide



72" Wide



Wood Low Credenza, Open with Drawers *continued*

Specification Information

Step 1.

FFC73 A

Step 2. Pull Type

- A.** arc pull A
- K.** bar pull A

Step 3. Width

- 48** 48" wide A
- 60** 60" wide A
- 66** 66" wide A
- 72** 72" wide A

Step 4. Depth

- 20** 20" deep A

Step 5. Base/Foot Height

- 2** 2¹/₄"-high base A
- 4** 4"-high foot A
- 5** 4"-high foot sleeveless A

Step 6. Configuration

For 48" wide (48)

- AA** 30" box/file left, open right A
- AB** open left, 30" box/file right A

For 60" wide (60)

- AA** 30" box/file left, open right A
- AB** open left, 30" box/file right A
- AC** 36" box/file left, open right A
- AD** open left, 36" box/file right A

For 66" wide (66)

- AC** 36" box/file left, open right A
- AD** open left, 36" box/file right A
- AE** 42" box/file left, open right A
- AF** open left, 42" box/file right A

For 72" wide (72)

- AC** 36" box/file left, open right A
- AD** open left, 36" box/file right A
- AE** 42" box/file left, open right A
- AF** open left, 42" box/file right A

Step 7. Case/Front Material

For 2¹/₄"-high base (2)

- L** laminate case/front A
- C** laminate case/veneer front A
- W** veneer case/front A

For 4"-high foot (4) or 4"-high foot sleeveless (5)

- L** laminate case/front A
- C** laminate case/veneer front A

Step 8. Top

For laminate case/front (L) or laminate case/veneer front (C)

- NT** no top A
- 03** 3/8" laminate top A
- 04** 3/8" veneer top A
- 06** 1¹/₄" laminate top A
- 07** 1¹/₄" veneer top A

For veneer case/front (W)

- NT** no top A
- 04** 3/8" veneer top A
- 07** 1¹/₄" veneer top A

Prices for Steps 1-8.

		2AALNT	2AAL03	2AAL04	2AAL06	2AAL07	2AACNT
FFC73A.	48 20	\$2592	2725	2965	2519	2759	3000
	60 20	\$2847	3007	3274	2801	3068	3299
		2AAC03	2AAC04	2AAC06	2AAC07	2AAWNT	2AAW04
FFC73A.	48 20	\$3133	3373	2927	3167	4040	4386
	60 20	\$3458	3725	3252	3519	4468	4840
		2AAW07	2ABLNT	2ABL03	2ABL04	2ABL06	2ABL07
FFC73A.	48 20	\$4283	2592	2725	2965	2519	2759
	60 20	\$4634	2847	3007	3274	2801	3068
		2ABCNT	2ABC03	2ABC04	2ABC06	2ABC07	2ABWNT
FFC73A.	48 20	\$3000	3133	3373	2927	3167	4040
	60 20	\$3299	3458	3725	3252	3519	4468
		2ABW04	2ABW07	2ACLNT	2ACL03	2ACL04	2ACL06
FFC73A.	48 20	\$4386	4283	—	—	—	—
	60 20	\$4840	4634	2928	3087	3354	2881
	66 20	—	—	\$3031	3190	3457	2984
	72 20	—	—	\$3042	3260	3588	3054

Wood Low Credenza, Open with Drawers *continued*

		2ACL07	2ACCNT	2ACC03	2ACC04	2ACC06	2ACC07
FFC73A.	60 20	\$3148	3390	3550	3817	3344	3611
	66 20	\$3251	3510	3669	3936	3463	3730
	72 20	\$3382	3530	3749	4076	3543	3870
		2ACWNT	2ACW04	2ACW07	2AELNT	2AEL03	2AEL04
FFC73A.	60 20	\$4596	4970	4764	—	—	—
	66 20	\$4763	5136	4930	3111	3271	3538
	72 20	\$4866	5248	5042	3156	3375	3702
		2AEL06	2AEL07	2AECNT	2AEC03	2AEC04	2AEC06
FFC73A.	66 20	\$3065	3332	3601	3761	4028	3555
	72 20	\$3169	3496	3663	3882	4209	3676
		2AEC07	2AEWNT	2AEW04	2AEW07	2ADLNT	2ADL03
FFC73A.	60 20	—	—	—	—	\$2928	3087
	66 20	\$3822	4892	5265	5059	3031	3190
	72 20	\$4003	5051	5433	5227	3042	3260
		2ADL04	2ADL06	2ADL07	2ADCNT	2ADC03	2ADC04
FFC73A.	60 20	\$3354	2881	3148	3390	3550	3817
	66 20	\$3457	2984	3251	3510	3669	3936
	72 20	\$3588	3054	3382	3530	3749	4076
		2ADC06	2ADC07	2ADWNT	2ADW04	2ADW07	2AFLNT
FFC73A.	60 20	\$3344	3611	4596	4970	4764	—
	66 20	\$3463	3730	4763	5136	4930	3111
	72 20	\$3543	3870	4866	5248	5134	3156
		2AFL03	2AFL04	2AFL06	2AFL07	2AFCNT	2AFC03
FFC73A.	66 20	\$3271	3538	3065	3332	3601	3761
	72 20	\$3375	3702	3169	3496	3663	3882
		2AFC04	2AFC06	2AFC07	2AFWNT	2AFW04	2AFW07
FFC73A.	66 20	\$4028	3555	3822	4892	5265	5059
	72 20	\$4209	3676	4003	5051	5433	5227
		4AALNT	4AAL03	4AAL04	4AAL06	4AAL07	4AACNT
FFC73A.	48 20	\$2725	2858	3098	2652	2892	3129
	60 20	\$2980	3141	3407	2935	3201	3427
		4AAC03	4AAC04	4AAC06	4AAC07	4ABLNT	4ABL03
FFC73A.	48 20	\$3261	3501	3055	3295	2725	2858
	60 20	\$3587	3854	3381	3648	2980	3141
		4ABL04	4ABL06	4ABL07	4ABCNT	4ABC03	4ABC04
FFC73A.	48 20	\$3098	2652	2892	3129	3261	3501

		60 20	2935	3201	3427	3587	3854
		4ABC06	4ABC07	4ACLNT	4ACL03	4ACL04	4ACL06
FFC73A.	48 20	\$3055	3295	—	—	—	—
	60 20	\$3381	3648	3061	3220	3487	3014
	66 20	—	—	\$3164	3324	3590	3118
	72 20	—	—	\$3178	3396	3724	3190
		4ACL07	4ACCNT	4ACC03	4ACC04	4ACC06	4ACC07
FFC73A.	60 20	\$3281	3519	3679	3945	3473	3739
	66 20	\$3384	3638	3798	4065	3592	3859
	72 20	\$3518	3659	3877	4205	3671	3999
		4AELNT	4AEL03	4AEL04	4AEL06	4AEL07	4AECNT
FFC73A.	66 20	\$3244	3404	3670	3198	3464	3730
	72 20	\$3292	3511	3838	3305	3632	3792
		4AEC03	4AEC04	4AEC06	4AEC07	4ADLNT	4ADL03
FFC73A.	60 20	—	—	—	—	\$3061	3220
	66 20	\$3890	4157	3684	3951	3164	3324
	72 20	\$4010	4338	3804	4132	3178	3396
		4ADL04	4ADL06	4ADL07	4ADCNT	4ADC03	4ADC04
FFC73A.	60 20	\$3487	3014	3281	3519	3679	3945
	66 20	\$3590	3118	3384	3638	3798	4065
	72 20	\$3724	3190	3518	3659	3877	4205
		4ADC06	4ADC07	4AFLNT	4AFL03	4AFL04	4AFL06
FFC73A.	60 20	\$3473	3739	—	—	—	—
	66 20	\$3592	3859	3244	3404	3670	3198
	72 20	\$3671	3999	3292	3511	3838	3305
		4AFL07	4AFCNT	4AFC03	4AFC04	4AFC06	4AFC07
FFC73A.	66 20	\$3464	3730	3890	4157	3684	3951
	72 20	\$3632	3792	4010	4338	3804	4132
		5AALNT	5AAL03	5AAL04	5AAL06	5AAL07	5AACNT
FFC73A.	48 20	\$2673	2806	3046	2600	2840	3077
	60 20	\$2929	3089	3355	2883	3149	3376
		5AAC03	5AAC04	5AAC06	5AAC07	5ABLNT	5ABL03
FFC73A.	48 20	\$3210	3450	3004	3244	2673	2806
	60 20	\$3535	3802	3329	3596	2929	3089
		5ABL04	5ABL06	5ABL07	5ABCNT	5ABC03	5ABC04
FFC73A.	48 20	\$3046	2600	2840	3077	3210	3450
	60 20	\$3355	2883	3149	3376	3535	3802

Canvas Office Landscape® Wood Case Credenzas

Wood Low Credenza, Open with Drawers *continued*

Canvas Office Landscape® Wood Case Credenzas

		5ABC06	5ABC07	5ACLNT	5ACLO3	5ACLO4	5ACLO6
FFC73A.	48 20	\$3004	3244	—	—	—	—
	60 20	\$3329	3596	3009	3169	3436	2963
	66 20	—	—	\$3112	3273	3539	3067
	72 20	—	—	\$3127	3345	3672	3139

		5ACL07	5ACCNT	5ACCO3	5ACCO4	5ACCO6	5ACC07
FFC73A.	60 20	\$3230	3467	3627	3894	3421	3688
	66 20	\$3333	3587	3747	4013	3541	3807
	72 20	\$3466	3608	3826	4153	3620	3947

		5AELNT	5AEL03	5AEL04	5AEL06	5AEL07	5AECNT
FFC73A.	66 20	\$3192	3352	3619	3146	3413	3679
	72 20	\$3241	3459	3787	3253	3581	3740

		5AEC03	5AEC04	5AEC06	5AEC07	5ADLNT	5ADL03
FFC73A.	60 20	—	—	—	—	\$3009	3169
	66 20	\$3838	4105	3632	3899	3112	3273
	72 20	\$3959	4286	3753	4080	3127	3345

		5ADL04	5ADL06	5ADL07	5ADCNT	5ADC03	5ADC04
FFC73A.	60 20	\$3436	2963	3230	3467	3627	3894
	66 20	\$3539	3067	3333	3587	3747	4013
	72 20	\$3672	3139	3466	3608	3826	4153

		5ADC06	5ADC07	5AFLNT	5AFL03	5AFL04	5AFL06
FFC73A.	60 20	\$3421	3688	—	—	—	—
	66 20	\$3541	3807	3192	3352	3619	3146
	72 20	\$3620	3947	3241	3459	3787	3253

		5AFL07	5AFCNT	5AFC03	5AFC04	5AFC06	5AFC07
FFC73A.	66 20	\$3413	3679	3838	4105	3632	3899
	72 20	\$3581	3740	3959	4286	3753	4080

		2AALNT	2AAL03	2AAL04	2AAL06	2AAL07	2AACNT
FFC73K.	48 20	\$2592	2725	2965	2519	2759	3000
	60 20	\$2847	3007	3274	2801	3068	3299

		2AAC03	2AAC04	2AAC06	2AAC07	2AAWNT	2AAW04
FFC73K.	48 20	\$3261	3501	2927	3167	4040	4386
	60 20	\$3458	3725	3252	3519	4468	4840

		2AAW07	2ABLNT	2ABL03	2ABL04	2ABL06	2ABL07
FFC73K.	48 20	\$4283	2592	2725	2965	2519	2759
	60 20	\$4634	2847	3007	3274	2801	3068

		2ABCNT	2ABC03	2ABC04	2ABC06	2ABC07	2ABWNT
FFC73K.	48 20	\$3000	3133	3373	2927	3167	4040
	60 20	\$3299	3458	3725	3252	3519	4468

		2ABW04	2ABW07	2ACLNT	2ACLO3	2ACLO4	2ACLO6
FFC73K.	48 20	\$4386	4283	—	—	—	—
	60 20	\$4840	4634	2928	3087	3354	2881
	66 20	—	—	\$3215	3428	3749	2984
	72 20	—	—	\$3042	3260	3588	3054

		2ACL07	2ACCNT	2ACCO3	2ACCO4	2ACCO6	2ACC07
FFC73K.	60 20	\$3148	3390	3550	3817	3344	3611
	66 20	\$3251	3577	3790	4109	3463	3730
	72 20	\$3382	3530	3749	4076	3543	3870

		2ACWNT	2ACW04	2ACW07	2AELNT	2AEL03	2AEL04
FFC73K.	60 20	\$4596	4970	4764	—	—	—
	66 20	\$4931	5305	4930	3111	3271	3538
	72 20	\$4866	5248	5042	3156	3375	3702

		2AEL06	2AEL07	2AECNT	2AEC03	2AEC04	2AEC06
FFC73K.	66 20	\$3065	3332	3601	3761	4028	3555
	72 20	\$3169	3496	3663	3882	4209	3676

		2AEC07	2AEWNT	2AEW04	2AEW07	2ADLNT	2ADL03
FFC73K.	60 20	—	—	—	—	\$2928	3087
	66 20	\$3822	4892	5265	5059	3215	3428
	72 20	\$4003	5051	5433	5227	3042	3260

		2ADL04	2ADL06	2ADL07	2ADCNT	2ADC03	2ADC04
FFC73K.	60 20	\$3354	2881	3148	3390	3550	3817
	66 20	\$3749	2984	3251	3577	3790	4109
	72 20	\$3588	3054	3382	3530	3749	4076

		2ADC06	2ADC07	2ADWNT	2ADW04	2ADW07	2AFLNT
FFC73K.	60 20	\$3344	3611	4596	4970	4764	—
	66 20	\$3463	3730	4931	5305	4930	3111
	72 20	\$3543	3870	4866	5248	5134	3156

		2AFL03	2AFL04	2AFL06	2AFL07	2AFCNT	2AFC03
FFC73K.	66 20	\$3271	3538	3065	3332	3601	3761
	72 20	\$3375	3702	3169	3496	3663	3882

		2AFC04	2AFC06	2AFC07	2AFWNT	2AFW04	2AFW07
FFC73K.	66 20	\$4028	3555	3822	4892	5265	5059
	72 20	\$4209	3676	4003	5051	5433	5227

Wood Low Credenza, Open with
Drawers *continued*

		4AALNT	4AAL03	4AAL04	4AAL06	4AAL07	4AACNT
FFC73K.	48 20	\$2725	2858	3098	2652	2892	3129
	60 20	\$2980	3141	3407	2935	3201	3427

		4AAC03	4AAC04	4AAC06	4AAC07	4ABLNT	4ABL03
FFC73K.	48 20	\$3261	3501	3055	3295	2725	2858
	60 20	\$3587	3854	3381	3648	2980	3141

		4ABL04	4ABL06	4ABL07	4ABCNT	4ABC03	4ABC04
FFC73K.	48 20	\$3098	2652	2892	3129	3261	3501
	60 20	\$3407	2935	3201	3427	3587	3854

		4ABC06	4ABC07	4ACLNT	4ACL03	4ACL04	4ACL06
FFC73K.	48 20	\$3055	3295	—	—	—	—
	60 20	\$3381	3648	3061	3220	3487	3014
	66 20	—	—	\$3164	3324	3590	3118
	72 20	—	—	\$3178	3396	3724	3190

		4ACL07	4ACCNT	4ACC03	4ACC04	4ACC06	4ACC07
FFC73K.	60 20	\$3281	3519	3679	3945	3473	3739
	66 20	\$3384	3638	3798	4065	3592	3859
	72 20	\$3518	3659	3877	4205	3671	3999

		4AELNT	4AEL03	4AEL04	4AEL06	4AEL07	4AECNT
FFC73K.	66 20	\$3244	3404	3670	3198	3464	3730
	72 20	\$3292	3511	3838	3305	3632	3792

		4AEC03	4AEC04	4AEC06	4AEC07	4ADLNT	4ADL03
FFC73K.	60 20	—	—	—	—	\$3061	3220
	66 20	\$3890	4157	3684	3951	3164	3324
	72 20	\$4010	4338	3804	4132	3178	3396

		4ADL04	4ADL06	4ADL07	4ADCNT	4ADC03	4ADC04
FFC73K.	60 20	\$3487	3014	3281	3519	3679	3945
	66 20	\$3590	3118	3384	3638	3798	4065
	72 20	\$3724	3190	3518	3659	3877	4205

		4ADC06	4ADC07	4AFLNT	4AFL03	4AFL04	4AFL06
FFC73K.	60 20	\$3473	3739	—	—	—	—
	66 20	\$3592	3859	3244	3404	3670	3198
	72 20	\$3671	3999	3292	3511	3838	3305

		4AFL07	4AFCNT	4AFC03	4AFC04	4AFC06	4AFC07
FFC73K.	66 20	\$3464	3730	3890	4157	3684	3951
	72 20	\$3632	3792	4010	4338	3804	4132

		5AALNT	5AAL03	5AAL04	5AAL06	5AAL07	5AACNT
FFC73K.	48 20	\$2673	2806	3046	2600	2840	3077
	60 20	\$2929	3089	3355	2883	3149	3376

		5AAC03	5AAC04	5AAC06	5AAC07	5ABLNT	5ABL03
FFC73K.	48 20	\$3210	3450	3004	3244	2673	2806
	60 20	\$3535	3802	3329	3596	2929	3089

		5ABL04	5ABL06	5ABL07	5ABCNT	5ABC03	5ABC04
FFC73K.	48 20	\$3046	2600	2840	3077	3210	3450
	60 20	\$3355	2883	3149	3376	3535	3802

		5ABC06	5ABC07	5ACLNT	5ACL03	5ACL04	5ACL06
FFC73K.	48 20	\$3004	3244	—	—	—	—
	60 20	\$3329	3596	3009	3169	3436	2963
	66 20	—	—	\$3112	3273	3539	3067
	72 20	—	—	\$3127	3345	3672	3139

		5ACL07	5ACCNT	5ACC03	5ACC04	5ACC06	5ACC07
FFC73K.	60 20	\$3230	3467	3627	3894	3421	3688
	66 20	\$3333	3587	3747	4013	3541	3807
	72 20	\$3466	3608	3826	4153	3620	3947

		5AELNT	5AEL03	5AEL04	5AEL06	5AEL07	5AECNT
FFC73K.	66 20	\$3192	3352	3619	3146	3413	3679
	72 20	\$3241	3459	3787	3253	3581	3740

		5AEC03	5AEC04	5AEC06	5AEC07	5ADLNT	5ADL03
FFC73K.	60 20	—	—	—	—	\$3009	3169
	66 20	\$3838	4105	3632	3899	3112	3273
	72 20	\$3959	4286	3753	4080	3127	3345

		5ADL04	5ADL06	5ADL07	5ADCNT	5ADC03	5ADC04
FFC73K.	60 20	\$3436	2963	3230	3467	3627	3894
	66 20	\$3539	3067	3333	3587	3747	4013
	72 20	\$3672	3139	3466	3608	3826	4153

		5ADC06	5ADC07	5AFLNT	5AFL03	5AFL04	5AFL06
FFC73K.	60 20	\$3421	3688	—	—	—	—
	66 20	\$3541	3807	3192	3352	3619	3146
	72 20	\$3620	3947	3241	3459	3787	3253

		5AFL07	5AFCNT	5AFC03	5AFC04	5AFC06	5AFC07
FFC73K.	66 20	\$3413	3679	3838	4105	3632	3899
	72 20	\$3581	3740	3959	4286	3753	4080

Canvas Office Landscape® Wood Case Credenzas

Wood Low Credenza, Open with Drawers *continued*

Step 9. Case Finish

Solid-Color Laminate

For 48" wide (48), 60" wide (60), 66" wide (66), or 72" wide (72) with laminate case/front (L), or laminate case/veneer front (C)

8Q	folkstone grey A	+\$0
91	white A	+\$0
CL	cool grey neutral A	+\$0
LU	soft white A	+\$0
WL	sandstone A	+\$0
WN	warm grey neutral A	+\$0

Wood-Grain Laminate

For 48" wide (48) or 60" wide (60) with laminate case/front (L), or laminate case/veneer front (C)

LBC	walnut on ash A	+\$0
LBE	medium red walnut A	+\$0
HM	natural maple A	+\$0
HP	light anigre A	+\$0
76	light brown walnut A	+\$0
HX	aged cherry A	+\$0
HY	walnut on cherry A	+\$0

Wood Veneer

For veneer case/front (W)

2U	light brown walnut A	+\$0
40	dark brown walnut A	+\$0
ED	aged cherry A	+\$0
EK	medium red walnut A	+\$0
ET	clear on ash A	+\$0
EU	oak on ash A	+\$0
EV	walnut on ash A	+\$0
UL	natural maple A	+\$0
UX	walnut on cherry A	+\$0

Step 10. Front Finish

Solid-Color Laminate

For laminate case/front (L)

8Q	folkstone grey A	+\$0
91	white A	+\$0
CL	cool grey neutral A	+\$0
LU	soft white A	+\$0
WL	sandstone A	+\$0
WN	warm grey neutral A	+\$0

Wood-Grain Laminate

For laminate case/front (L)

LBC	walnut on ash A	+\$0
LBE	medium red walnut A	+\$0
HM	natural maple A	+\$0
HP	light anigre A	+\$0
76	light brown walnut A	+\$0
HX	aged cherry A	+\$0
HY	walnut on cherry A	+\$0

Wood Veneer

For laminate case/veneer front (C) or veneer case/front (W)

2U	light brown walnut A	+\$0
40	dark brown walnut A	+\$0
ED	aged cherry A	+\$0
EK	medium red walnut A	+\$0
ET	clear on ash A	+\$0
EU	oak on ash A	+\$0
EV	walnut on ash A	+\$0
UL	natural maple A	+\$0
UX	walnut on cherry A	+\$0

Step 11. Top Finish

Solid-Color Laminate

For 3/8" laminate top (o3) or 1/4" laminate top (o6)

8Q	folkstone grey A	+\$0
91	white A	+\$0
CL	cool grey neutral A	+\$0
LU	soft white A	+\$0
WL	sandstone A	+\$0
WN	warm grey neutral A	+\$0

Wood-Grain Laminate

For 3/8" laminate top (o3) or 1/4" laminate top (o6)

LBC	walnut on ash A	+\$0
LBE	medium red walnut A	+\$0
HM	natural maple A	+\$0
HP	light anigre A	+\$0
76	light brown walnut A	+\$0
HX	aged cherry A	+\$0
HY	walnut on cherry A	+\$0

Wood Low Credenza, Open with Drawers *continued*

Wood Veneer

For $\frac{3}{8}$ " veneer top (04) or $1\frac{1}{4}$ " veneer top (07)

2U	light brown walnut <input type="checkbox"/>	+\$0
40	dark brown walnut <input type="checkbox"/>	+\$0
ED	aged cherry <input type="checkbox"/>	+\$0
EK	medium red walnut <input type="checkbox"/>	+\$0
ET	clear on ash <input type="checkbox"/>	+\$0
EU	oak on ash <input type="checkbox"/>	+\$0
EV	walnut on ash <input type="checkbox"/>	+\$0
UL	natural maple <input type="checkbox"/>	+\$0
UX	walnut on cherry <input type="checkbox"/>	+\$0

Step 12. Foot Finish

For 4"-high foot (4) or 4"-high foot sleeveless (5)

8Q	folkstone grey <input type="checkbox"/>	+\$0
98	studio white <input type="checkbox"/>	+\$0
WL	sandstone <input type="checkbox"/>	+\$0
91	white <input type="checkbox"/>	+\$0
CL	cool grey neutral <input type="checkbox"/>	+\$0
G1	graphite <input type="checkbox"/>	+\$0
WN	warm grey neutral <input type="checkbox"/>	+\$0
CN	metallic champagne <input type="checkbox"/>	+\$10
EH	metallic bronze <input type="checkbox"/>	+\$10
MS	metallic silver <input type="checkbox"/>	+\$10

Step 13. Pull Finish

For arc pull (A.)

NH	brushed nickel <input type="checkbox"/>	+\$0
NK	black nickel <input type="checkbox"/>	+\$0

For bar pull (K.)

8Q	folkstone grey	+\$0
91	white	+\$0
G1	graphite <input type="checkbox"/>	+\$0
WL	sandstone <input type="checkbox"/>	+\$0
CN	metallic champagne <input type="checkbox"/>	+\$5
MS	metallic silver <input type="checkbox"/>	+\$5
79	green apple <input type="checkbox"/>	+\$15
MY3	yellow oxide <input type="checkbox"/>	+\$15
RO	red <input type="checkbox"/>	+\$15
TRQ	turquoise <input type="checkbox"/>	+\$15

Step 14. Counterweight

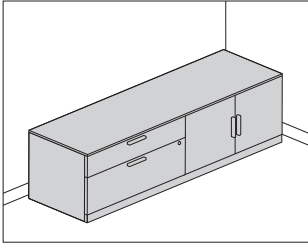
NO	no counterweight <input type="checkbox"/>	+\$0
CB	counterweight <input type="checkbox"/>	+\$70

Step 15. Lock Option

KA	keyed alike <input type="checkbox"/>	+\$0
KC	keyed differently, chrome <input type="checkbox"/>	+\$0
KD	keyed differently, black <input type="checkbox"/>	+\$0

Wood Low Credenza, Doors with Drawers

FFC74A
FFC74K



Product Information

Description

This credenza provides enclosed filing and storage and can be used freestanding or to support 1 end of a surface. It has a $\frac{3}{8}$ "-high or $1\frac{1}{4}$ "-high laminate or veneer top with a laminate or veneer case. It is available with 4"-high architectural feet, 4"-high sleeveless architectural feet or a $2\frac{1}{4}$ "-high base with 1" leveling glides and has a positive interlock system that permits only 1 drawer to open at a time. Drawers have full-extension ball-bearing slides. The file drawer accommodates side-to-side and front-to-back filing of letter-, legal, and A4-size hanging files.

Actual credenza widths are $47\frac{3}{4}$ ", $59\frac{3}{4}$ " or $71\frac{3}{4}$ "; actual depth is $19\frac{7}{8}$ ".

Notes

For additional product options, see Vary Easy Program in Appendices.

Arc pull option (A.) conforms to guidelines of Americans with Disabilities Act (ADA).

Grain direction is vertical on veneer and wood-grain laminate fronts.

Storage compartment with door(s) includes 1 adjustable shelf that adjusts in $1\frac{1}{4}$ " increments.

Credenza with 4"-high foot option (4) and $\frac{3}{8}$ " thin top can be used to support a Canvas wall-based frame. Order support bracket, low credenza-to-frame (FT292.) separately.

When using credenza to support 1 end of a surface, order 1 of the following products separately:

- Surface support, low credenza, adjustable height (FT299.)
- Surface support, low credenza, fixed height (FT298.)

To cover adjacent credenzas with a single top, specify credenzas with no top option (NT) and order credenza top (FF890.) separately.

$1\frac{1}{4}$ " top (o6 and o7) is not removable and cannot be used to support a Canvas wall-based frame. The $1\frac{1}{4}$ " top will add $\frac{5}{8}$ " to overall height of unit.

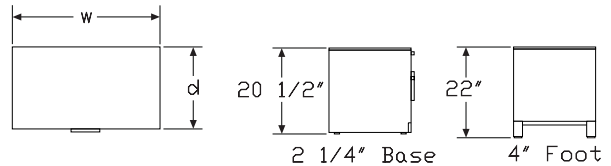
Please note that on the 4" sleeveless architectural foot (5) glides will be more visible.

Order optional wood credenza shelf (FF892.) separately.

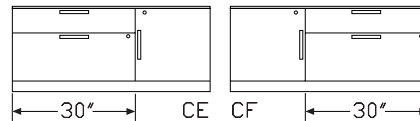
To provide temporary guest seating on a credenza, order cushion top (FF891.) separately.

For keyed-alike locks, see Keyed-Alike Information in Appendices.

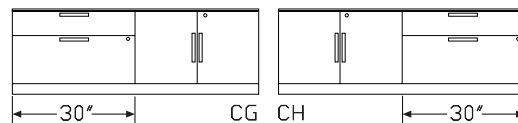
Dimensions



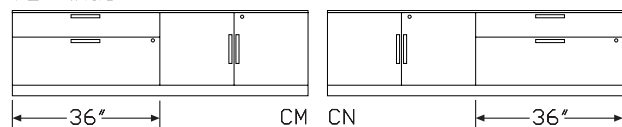
48" Wide



60" Wide



72" Wide



Wood Low Credenza, Doors with Drawers *continued*

Specification Information

Step 1.

FFC74 A

Step 2. Pull Type

- A.** arc pull A
- K.** bar pull A

Step 3. Width

- 48** 48" wide A
- 60** 60" wide A
- 72** 72" wide A

Step 4. Depth

- 20** 20" deep A

Step 5. Base/Foot Height

- 2** 2 1/4"-high base A
- 4** 4"-high foot A
- 5** 4" -high foot sleeveless A

Step 6. Configuration

For 48" wide (48)

- CE** 30" box/file left, single door right A
- CF** single door left, 30" box/file right A

For 60" wide (60)

- CG** 30" box/file left, double doors right A
- CH** double doors left, 30" box/file right A

For 72" wide (72)

- CM** 36" box/file left, double doors right A
- CN** double doors left, 36" box/file right A

Step 7. Case/Front Material

For 2 1/4"-high base (2)

- L** laminate case/front A
- C** laminate case/veneer front A
- W** veneer case/front A

For 4"-high foot (4) or 4" -high foot sleeveless (5)

- L** laminate case/front A
- C** laminate case/veneer front A

Step 8. Top

For laminate case/front (L) or laminate case/veneer front (C)

- NT** no top A
- 03** 3/8" laminate top A
- 04** 3/8" veneer top A
- 06** 1 1/4" laminate top A
- 07** 1 1/4" veneer top A

For veneer case/front (W)

- NT** no top A
- 04** 3/8" veneer top A
- 07** 1 1/4" veneer top A

Prices for Steps 1-8.

		2CELNT	2CEL03	2CEL04	2CEL06	2CEL07	2CECNT
FFC74A.	48 20	\$2775	2908	3148	2702	2942	3240
		2CEC03	2CEC04	2CEC06	2CEC07	2CEWNT	2CEW04
FFC74A.	48 20	\$3373	3613	3167	3407	4376	4723
		2CEW07	2CGLNT	2CGL03	2CGL04	2CGL06	2CGL07
FFC74A.	48 20	\$4517	—	—	—	—	—
	60 20	—	\$3173	3333	3599	3127	3393
		2CGCNT	2CGC03	2CGC04	2CGC06	2CGC07	2CGWNT
FFC74A.	60 20	\$3838	3999	4265	3793	4059	5225
		2CGW04	2CGW07	2CMLNT	2CML03	2CML04	2CML06
FFC74A.	60 20	\$5598	5392	—	—	—	—
	72 20	—	—	\$3407	3620	3940	3414
		2CML07	2CMCNT	2CMC03	2CMC04	2CMC06	2CMC07
FFC74A.	72 20	\$3734	4131	4344	4664	4138	4458
		2CMWNT	2CMW04	2CMW07	2CFLNT	2CFL03	2CFL04
FFC74A.	48 20	—	—	—	\$2775	2908	3148
	72 20	\$5709	6082	5876	—	—	—
		2CFL06	2CFL07	2CFCNT	2CFC03	2CFC04	2CFC06
FFC74A.	48 20	\$2702	2942	3240	3373	3613	3167
		2CFC07	2CFWNT	2CFW04	2CFW07	2CHLNT	2CHL03
FFC74A.	48 20	\$3407	4376	4723	4517	—	—
	60 20	—	—	—	—	\$3173	3333

Wood Low Credenza, Doors with Drawers *continued*

Canvas Office Landscape® Wood Case Credenzas

		2CHL04	2CHL06	2CHL07	2CHCNT	2CHC03	2CHC04
FFC74A.	60 20	\$3599	3127	3393	3838	3999	4265

		2CHC06	2CHC07	2CHWNT	2CHW04	2CHW07	2CNLNT
FFC74A.	60 20	\$3793	4059	5225	5598	5392	—
	72 20	—	—	—	—	—	\$3407

		2CNL03	2CNL04	2CNL06	2CNL07	2CNCNT	2CNC03
FFC74A.	72 20	\$3620	3940	3414	3734	4131	4344

		2CNC04	2CNC06	2CNC07	2CNWNT	2CNW04	2CNW07
FFC74A.	72 20	\$4664	4138	4458	5709	6082	5876

		4CELNT	4CELO3	4CELO4	4CELO6	4CELO7	4CECNT
FFC74A.	48 20	\$2908	3041	3281	2835	3075	3369

		4CEC03	4CEC04	4CEC06	4CEC07	4CGLNT	4CGL03
FFC74A.	48 20	\$3501	3741	3295	3535	—	—
	60 20	—	—	—	—	\$3306	3465

		4CGL04	4CGL06	4CGL07	4CGCNT	4CGC03	4CGC04
FFC74A.	60 20	\$3732	3259	3526	3967	4128	4393

		4CGC06	4CGC07	4CMLNT	4CML03	4CML04	4CML06
FFC74A.	60 20	\$3922	4187	—	—	—	—
	72 20	—	—	\$3541	3754	4073	3548

		4CML07	4CMCNT	4CMC03	4CMC04	4CMC06	4CMC07
FFC74A.	72 20	\$3867	4260	4473	4793	4267	4587

		4CFLNT	4CFLO3	4CFLO4	4CFLO6	4CFLO7	4CFCNT
FFC74A.	48 20	\$2908	3041	3281	2835	3075	3369

		4CFC03	4CFC04	4CFC06	4CFC07	4CHLNT	4CHL03
FFC74A.	48 20	\$3501	3741	3295	3535	—	—
	60 20	—	—	—	—	\$3306	3465

		4CHL04	4CHL06	4CHL07	4CHCNT	4CHC03	4CHC04
FFC74A.	60 20	\$3732	3259	3526	3967	4128	4393

		4CHC06	4CHC07	4CNLNT	4CNL03	4CNL04	4CNL06
FFC74A.	60 20	\$3922	4187	—	—	—	—
	72 20	—	—	\$3541	3754	4073	3548

		4CNL07	4CNCNT	4CNC03	4CNC04	4CNC06	4CNC07
FFC74A.	72 20	\$3867	4260	4473	4793	4267	4587

		5CELNT	5CELO3	5CELO4	5CELO6	5CELO7	5CECNT
FFC74A.	48 20	\$2857	2990	3230	2784	3024	3317

		5CEC03	5CEC04	5CEC06	5CEC07	5CGLNT	5CGL03
FFC74A.	48 20	\$3450	3690	3244	3484	—	—
	60 20	—	—	—	—	\$3254	3414

		5CGL04	5CGL06	5CGL07	5CGCNT	5CGC03	5CGC04
FFC74A.	60 20	\$3681	3208	3475	3916	4076	4342

		5CGC06	5CGC07	5CMLNT	5CML03	5CML04	5CML06
FFC74A.	60 20	\$3870	4136	—	—	—	—
	72 20	—	—	\$3489	3702	4022	3496

		5CML07	5CMCNT	5CMC03	5CMC04	5CMC06	5CMC07
FFC74A.	72 20	\$3816	4208	4421	4742	4215	4536

		5CFLNT	5CFLO3	5CFLO4	5CFLO6	5CFLO7	5CFCNT
FFC74A.	48 20	\$2857	2990	3230	2784	3024	3188

		5CFC03	5CFC04	5CFC06	5CFC07	5CHLNT	5CHL03
FFC74A.	48 20	\$3321	3561	3115	3355	—	—
	60 20	—	—	—	—	\$3254	3414

		5CHL04	5CHL06	5CHL07	5CHCNT	5CHC03	5CHC04
FFC74A.	60 20	\$3681	3208	3475	3787	3947	4213

		5CHC06	5CHC07	5CNLNT	5CNL03	5CNL04	5CNL06
FFC74A.	60 20	\$3741	4007	—	—	—	—
	72 20	—	—	\$3489	3702	4022	3496

		5CNL07	5CNCNT	5CNC03	5CNC04	5CNC06	5CNC07
FFC74A.	72 20	\$3816	4079	4293	4613	4087	4407

		2CELNT	2CELO3	2CELO4	2CELO6	2CELO7	2CECNT
FFC74K.	48 20	\$2775	2908	3148	2702	2942	3240

		2CEC03	2CEC04	2CEC06	2CEC07	2CEWNT	2CEW04
FFC74K.	48 20	\$3373	3613	3167	3407	4376	4723

		2CEW07	2CGLNT	2CGL03	2CGL04	2CGL06	2CGL07
FFC74K.	48 20	\$4517	—	—	—	—	—
	60 20	—	\$3173	3333	3599	3127	3393

		2CGCNT	2CGC03	2CGC04	2CGC06	2CGC07	2CGWNT
FFC74K.	60 20	\$3916	4076	4342	3870	4136	5225

Wood Low Credenza, Doors with Drawers *continued*

		2CGW04	2CGW07	2CMLNT	2CML03	2CML04	2CML06		
FFC74K.	60 20	\$5598	5392	—	—	—	—		
	72 20	—	—	\$3407	3620	3940	3414		
		2CML07	2CMCNT	2CMC03	2CMC04	2CMC06	2CMC07		
FFC74K.	72 20	\$3734	4131	4344	4664	4138	4458		
		2CMWNT	2CMW04	2CMW07	2CFLNT	2CFLO3	2CFLO4		
FFC74K.	48 20	—	—	—	\$2775	2908	3148		
	72 20	\$5709	6082	5876	—	—	—		
		2CFLO6	2CFLO7	2CFCNT	2CFC03	2CFC04	2CFC06		
FFC74K.	48 20	\$2702	2942	3240	3373	3613	3167		
		2CFC07	2CFWNT	2CFW04	2CFW07	2CHLNT	2CHL03		
FFC74K.	48 20	\$3407	4376	4723	4517	—	—		
	60 20	—	—	—	—	\$3173	3333		
		2CHL04	2CHL06	2CHL07	2CHCNT	2CHC03	2CHC04		
FFC74K.	60 20	\$3599	3127	3393	3838	3999	4265		
		2CHC06	2CHC07	2CHWNT	2CHW04	2CHW07	2CNLNT		
FFC74K.	60 20	\$3793	4059	5225	5598	5392	—		
	72 20	—	—	—	—	—	\$3407		
		2CNL03	2CNL04	2CNL06	2CNL07	2CNCNT	2CNC03		
FFC74K.	72 20	\$3620	3940	3414	3734	4131	4344		
		2CNC04	2CNC06	2CNC07	2CNWNT	2CNW04	2CNW07		
FFC74K.	72 20	\$4664	4138	4458	5709	6082	5876		
		4CELNT	4CELO3	4CELO4	4CELO6	4CELO7	4CECNT		
FFC74K.	48 20	\$2908	3041	3281	2835	3075	3369		
		4CEC03	4CEC04	4CEC06	4CEC07	4CGLNT	4CGL03		
FFC74K.	48 20	\$3501	3741	3295	3535	—	—		
	60 20	—	—	—	—	\$3306	3465		
		4CGL04	4CGL06	4CGL07	4CGCNT	4CGC03	4CGC04		
FFC74K.	60 20	\$3732	3259	3526	3967	4128	4393		
		4CGC06	4CGC07	4CMLNT	4CML03	4CML04	4CML06		
FFC74K.	60 20	\$3922	4187	—	—	—	—		
	72 20	—	—	\$3541	3754	4073	3548		
		4CML07	4CMCNT	4CMC03	4CMC04	4CMC06	4CMC07		
FFC74K.	72 20	\$3867	4260	4473	4793	4267	4587		
		5CELNT	5CELO3	5CELO4	5CELO6	5CELO7	5CECNT		
FFC74K.	48 20	\$2857	2990	3230	2784	3024	3317		
		5CEC03	5CEC04	5CEC06	5CEC07	5CGLNT	5CGL03		
FFC74K.	48 20	\$3450	3690	3244	3484	—	—		
	60 20	—	—	—	—	\$3254	3414		
		5CGL04	5CGL06	5CGL07	5CGCNT	5CGC03	5CGC04		
FFC74K.	60 20	\$3681	3208	3475	3787	3947	4213		
		5CGC06	5CGC07	5CMLNT	5CML03	5CML04	5CML06		
FFC74K.	60 20	\$3741	4007	—	—	—	—		
	72 20	—	—	\$3489	3702	4022	3496		
		5CML07	5CMCNT	5CMC03	5CMC04	5CMC06	5CMC07		
FFC74K.	72 20	\$3816	4208	4421	4742	4215	4536		
		5CFLNT	5CFLO3	5CFLO4	5CFLO6	5CFLO7	5FCFNT		
FFC74K.	48 20	\$2857	2990	3230	2784	3024	3188		
		5CFC03	5CFC04	5CFC06	5CFC07	5CHLNT	5CHL03		
FFC74K.	48 20	\$3321	3561	3115	3355	—	—		
	60 20	—	—	—	—	\$3254	3414		
		5CHL04	5CHL06	5CHL07	5CHCNT	5CHC03	5CHC04		
FFC74K.	60 20	\$3681	3208	3475	3787	3947	4213		
		5CHC06	5CHC07	5CNLNT	5CNL03	5CNL04	5CNL06		
FFC74K.	60 20	\$3741	4007	—	—	—	—		
	72 20	—	—	\$3489	3702	4022	3496		

		4CFLNT	4CFLO3	4CFLO4	4CFLO6	4CFLO7	4FCFNT		
FFC74K.	48 20	\$2908	3041	3281	2835	3075	3369		
		4CFC03	4CFC04	4CFC06	4CFC07	4CHLNT	4CHL03		
FFC74K.	48 20	\$3501	3741	3295	3535	—	—		
	60 20	—	—	—	—	\$3306	3465		
		4CHL04	4CHL06	4CHL07	4CHCNT	4CHC03	4CHC04		
FFC74K.	60 20	\$3732	3259	3526	3967	4128	4393		
		4CHC06	4CHC07	4CNLNT	4CNL03	4CNL04	4CNL06		
FFC74K.	60 20	\$3922	4187	—	—	—	—		
	72 20	—	—	\$3541	3754	4073	3548		
		4CNL07	4CNCNT	4CNC03	4CNC04	4CNC06	4CNC07		
FFC74K.	72 20	\$3867	4260	4473	4793	4267	4587		
		5CELNT	5CELO3	5CELO4	5CELO6	5CELO7	5CECNT		
FFC74K.	48 20	\$2857	2990	3230	2784	3024	3317		
		5CEC03	5CEC04	5CEC06	5CEC07	5CGLNT	5CGL03		
FFC74K.	48 20	\$3450	3690	3244	3484	—	—		
	60 20	—	—	—	—	\$3254	3414		
		5CGL04	5CGL06	5CGL07	5CGCNT	5CGC03	5CGC04		
FFC74K.	60 20	\$3681	3208	3475	3787	3947	4213		
		5CGC06	5CGC07	5CMLNT	5CML03	5CML04	5CML06		
FFC74K.	60 20	\$3741	4007	—	—	—	—		
	72 20	—	—	\$3489	3702	4022	3496		
		5CML07	5CMCNT	5CMC03	5CMC04	5CMC06	5CMC07		
FFC74K.	72 20	\$3816	4208	4421	4742	4215	4536		
		5CFLNT	5CFLO3	5CFLO4	5CFLO6	5CFLO7	5FCFNT		
FFC74K.	48 20	\$2857	2990	3230	2784	3024	3188		
		5CFC03	5CFC04	5CFC06	5CFC07	5CHLNT	5CHL03		
FFC74K.	48 20	\$3321	3561	3115	3355	—	—		
	60 20	—	—	—	—	\$3254	3414		
		5CHL04	5CHL06	5CHL07	5CHCNT	5CHC03	5CHC04		
FFC74K.	60 20	\$3681	3208	3475	3787	3947	4213		
		5CHC06	5CHC07	5CNLNT	5CNL03	5CNL04	5CNL06		
FFC74K.	60 20	\$3741	4007	—	—	—	—		
	72 20	—	—	\$3489	3702	4022	3496		

Wood Low Credenza, Doors with Drawers *continued*

5CNC07 5CNCNT 5CNC03 5CNC04 5CNC06 5CNC07

FFC74K. 72 20 \$3816 4079 4293 4613 4087 4407

Step 9. Case Finish

Solid-Color Laminate

For 48" wide (48), 60" wide (60), or 72" wide (72) with laminate case/front (L), or laminate case/veneer front (C)

8Q	folkstone grey <input type="checkbox"/>	+\$0
91	white <input type="checkbox"/>	+\$0
CL	cool grey neutral <input type="checkbox"/>	+\$0
LU	soft white <input type="checkbox"/>	+\$0
WL	sandstone <input type="checkbox"/>	+\$0
WN	warm grey neutral <input type="checkbox"/>	+\$0

Wood-Grain Laminate

For 48" wide (48) or 60" wide (60) with laminate case/front (L), or laminate case/veneer front (C)

LBC	walnut on ash <input type="checkbox"/>	+\$0
LBE	medium red walnut <input type="checkbox"/>	+\$0
HM	natural maple <input type="checkbox"/>	+\$0
HP	light anigre <input type="checkbox"/>	+\$0
76	light brown walnut <input type="checkbox"/>	+\$0
HX	aged cherry <input type="checkbox"/>	+\$0
HY	walnut on cherry <input type="checkbox"/>	+\$0

Wood Veneer

For veneer case/front (W)

2U	light brown walnut <input type="checkbox"/>	+\$0
40	dark brown walnut <input type="checkbox"/>	+\$0
ED	aged cherry <input type="checkbox"/>	+\$0
EK	medium red walnut <input type="checkbox"/>	+\$0
ET	clear on ash <input type="checkbox"/>	+\$0
EU	oak on ash <input type="checkbox"/>	+\$0
EV	walnut on ash <input type="checkbox"/>	+\$0
UL	natural maple <input type="checkbox"/>	+\$0
UX	walnut on cherry <input type="checkbox"/>	+\$0

Step 10. Front Finish

Solid-Color Laminate

For laminate case/front (L)

8Q	folkstone grey <input type="checkbox"/>	+\$0
91	white <input type="checkbox"/>	+\$0
CL	cool grey neutral <input type="checkbox"/>	+\$0
LU	soft white <input type="checkbox"/>	+\$0
WL	sandstone <input type="checkbox"/>	+\$0
WN	warm grey neutral <input type="checkbox"/>	+\$0

Wood-Grain Laminate

For laminate case/front (L)

LBC	walnut on ash <input type="checkbox"/>	+\$0
LBE	medium red walnut <input type="checkbox"/>	+\$0
HM	natural maple <input type="checkbox"/>	+\$0
HP	light anigre <input type="checkbox"/>	+\$0
76	light brown walnut <input type="checkbox"/>	+\$0
HX	aged cherry <input type="checkbox"/>	+\$0
HY	walnut on cherry <input type="checkbox"/>	+\$0

Wood Veneer

For laminate case/veneer front (C) or veneer case/front (W)

2U	light brown walnut <input type="checkbox"/>	+\$0
40	dark brown walnut <input type="checkbox"/>	+\$0
ED	aged cherry <input type="checkbox"/>	+\$0
EK	medium red walnut <input type="checkbox"/>	+\$0
ET	clear on ash <input type="checkbox"/>	+\$0
EU	oak on ash <input type="checkbox"/>	+\$0
EV	walnut on ash <input type="checkbox"/>	+\$0
UL	natural maple <input type="checkbox"/>	+\$0
UX	walnut on cherry <input type="checkbox"/>	+\$0

Step 11. Top Finish

Solid-Color Laminate

For 3/8" laminate top (03) or 1/4" laminate top (06)

8Q	folkstone grey <input type="checkbox"/>	+\$0
91	white <input type="checkbox"/>	+\$0
CL	cool grey neutral <input type="checkbox"/>	+\$0
LU	soft white <input type="checkbox"/>	+\$0
WL	sandstone <input type="checkbox"/>	+\$0
WN	warm grey neutral <input type="checkbox"/>	+\$0

Wood Low Credenza, Doors with Drawers *continued*

Wood-Grain Laminate

For 3/8" laminate top (03) or 1 1/4" laminate top (06)

LBC	walnut on ash <input type="checkbox"/>	+\$0
LBE	medium red walnut <input type="checkbox"/>	+\$0
HM	natural maple <input type="checkbox"/>	+\$0
HP	light anigre <input type="checkbox"/>	+\$0
76	light brown walnut <input type="checkbox"/>	+\$0
HX	aged cherry <input type="checkbox"/>	+\$0
HY	walnut on cherry <input type="checkbox"/>	+\$0

Wood Veneer

For 3/8" veneer top (04) or 1 1/4" veneer top (07)

2U	light brown walnut <input type="checkbox"/>	+\$0
40	dark brown walnut <input type="checkbox"/>	+\$0
ED	aged cherry <input type="checkbox"/>	+\$0
EK	medium red walnut <input type="checkbox"/>	+\$0
ET	clear on ash <input type="checkbox"/>	+\$0
EU	oak on ash <input type="checkbox"/>	+\$0
EV	walnut on ash <input type="checkbox"/>	+\$0
UL	natural maple <input type="checkbox"/>	+\$0
UX	walnut on cherry <input type="checkbox"/>	+\$0

Step 12. Foot Finish

For 4"-high foot (4) or 4"-high foot sleeveless (5)

8Q	folkstone grey <input type="checkbox"/>	+\$0
98	studio white <input type="checkbox"/>	+\$0
WL	sandstone <input type="checkbox"/>	+\$0
91	white <input type="checkbox"/>	+\$0
CL	cool grey neutral <input type="checkbox"/>	+\$0
G1	graphite <input type="checkbox"/>	+\$0
WN	warm grey neutral <input type="checkbox"/>	+\$0
CN	metallic champagne <input type="checkbox"/>	+\$10
EH	metallic bronze <input type="checkbox"/>	+\$10
MS	metallic silver <input type="checkbox"/>	+\$10

Step 13. Pull Finish

For arc pull (A.)

NH	brushed nickel <input type="checkbox"/>	+\$0
NK	black nickel <input type="checkbox"/>	+\$0

For bar pull (K.)

8Q	folkstone grey	+\$0
91	white	+\$0
G1	graphite <input type="checkbox"/>	+\$0
WL	sandstone <input type="checkbox"/>	+\$0
CN	metallic champagne <input type="checkbox"/>	+\$5
MS	metallic silver <input type="checkbox"/>	+\$5
79	green apple <input type="checkbox"/>	+\$15
MY3	yellow oxide <input type="checkbox"/>	+\$15
RO	red <input type="checkbox"/>	+\$15
TRQ	turquoise <input type="checkbox"/>	+\$15

Step 14. Counterweight

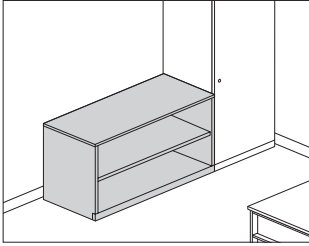
NO	no counterweight <input type="checkbox"/>	+\$0
CB	counterweight <input type="checkbox"/>	+\$70

Step 15. Lock Option

KA	keyed alike <input type="checkbox"/>	+\$0
KC	keyed differently, chrome <input type="checkbox"/>	+\$0
KD	keyed differently, black <input type="checkbox"/>	+\$0

Wood High Credenza, Open

FF800.



Canvas Office Landscape® Wood Case Credenzas

Product Information

Description

This freestanding credenza provides open storage. It has a 3/8"-high laminate or veneer top and a laminate or veneer case. The credenza has a 2 1/4"-high base with 1" leveling glides.

Actual credenza widths are 29 7/8", 35 7/8", or 41 7/8"; actual depth is 19 7/8".

Notes

For additional product options, see Vary Easy Program in Appendices.

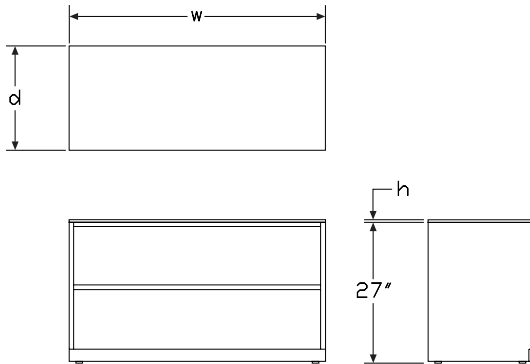
30"- and 36"-wide credenzas have no center divider and 1 adjustable shelf. 42"-wide credenza has a center divider and 2 adjustable shelves. Shelves adjust in 1 1/4" increments.

Order optional wood credenza shelf (FF892.) separately.

To cover adjacent credenzas with a single top, specify credenzas with no top option (NT) and order credenza top (FF890.) separately.

To support a work surface at 28 1/2" high and create 1/4" reveal between top of a wood pedestal, lateral file or high credenza (without top) and work surface, order spacer kit #U1B7K1X separately.

Dimensions



Specification Information

Step 1.

FF800. [A]

Step 2. Width

30 30" wide [A]

36 36" wide [A]

42 42" wide [A]

Step 3. Depth

20 20" deep [A]

Step 4. Base Height

2 2 1/4"-high base [A]

Step 5. Case/Base Material

L laminate [A]

C laminate case/veneer base [A]

W veneer [A]

Step 6. Top

For laminate (L) or laminate case/veneer base (C)

NT no top [A]

03 3/8" laminate top [A]

04 3/8" veneer top [A]

For veneer (W)

NT no top [A]

04 3/8" veneer top [A]

Prices for Steps 1-6.

		2LNT	2L03	2L04	2CNT	2C03	2C04
FF800.	30 20	\$1483	1590	1803	1642	1749	1963
	36 20	\$1575	1682	1896	1735	1842	2055
	42 20	\$1588	1694	1907	1747	1853	2067

		2WNT	2W04
FF800.	30 20	\$2560	2893
	36 20	\$2728	3061
	42 20	\$2750	3083

Wood High Credenza, Open *continued*

Step 7. Case Finish

Solid-Color Laminate

For laminate (L) or laminate case/veneer base (C)

8Q	folkstone grey <input type="checkbox"/>	+\$0
91	white <input type="checkbox"/>	+\$0
98	studio white	+\$0
CL	cool grey neutral <input type="checkbox"/>	+\$0
LU	soft white <input type="checkbox"/>	+\$0
WL	sandstone <input type="checkbox"/>	+\$0
WN	warm grey neutral <input type="checkbox"/>	+\$0

Linen Laminate

For laminate (L) or laminate case/veneer base (C)

LBM	crisp linen	+\$0
LBN	classic linen	+\$0
LBP	casual linen	+\$0

Mesh Laminate

For laminate (L) or laminate case/veneer base (C)

LBK	pewter mesh	+\$0
LBL	steel mesh	+\$0

Twill Laminate

For laminate (L) or laminate case/veneer base (C)

LBF	neutral twill	+\$0
LBG	sarum twill	+\$0
LBH	earthen twill	+\$0
LBJ	graphite twill	+\$0
LBQ	white twill	+\$0

Wood-Grain Laminate

For laminate (L) or laminate case/veneer base (C)

HM	natural maple <input type="checkbox"/>	+\$0
HP	light anigre <input type="checkbox"/>	+\$0
LBA	clear on ash	+\$0
LBB	oak on ash	+\$0
LBC	walnut on ash	+\$0
LBD	dark brown walnut	+\$0
LBE	medium red walnut	+\$0
76	light brown walnut <input type="checkbox"/>	+\$0
HX	aged cherry <input type="checkbox"/>	+\$0
HY	walnut on cherry <input type="checkbox"/>	+\$0

Wood Veneer

For veneer (W)

2U	light brown walnut <input type="checkbox"/>	+\$0
40	dark brown walnut <input type="checkbox"/>	+\$0
ED	aged cherry <input type="checkbox"/>	+\$0
EK	medium red walnut <input type="checkbox"/>	+\$0
ET	clear on ash <input type="checkbox"/>	+\$0
EU	oak on ash <input type="checkbox"/>	+\$0
EV	walnut on ash <input type="checkbox"/>	+\$0
UL	natural maple <input type="checkbox"/>	+\$0
UX	walnut on cherry <input type="checkbox"/>	+\$0

Step 8. Top Finish

Solid-Color Laminate

For 3/8" laminate top (03)

8Q	folkstone grey <input type="checkbox"/>	+\$0
91	white <input type="checkbox"/>	+\$0
98	studio white	+\$0
CL	cool grey neutral <input type="checkbox"/>	+\$0
LU	soft white <input type="checkbox"/>	+\$0
WL	sandstone <input type="checkbox"/>	+\$0
WN	warm grey neutral <input type="checkbox"/>	+\$0

Linen Laminate

For 3/8" laminate top (03)

LBM	crisp linen	+\$0
LBN	classic linen	+\$0
LBP	casual linen	+\$0

Mesh Laminate

For 3/8" laminate top (03)

LBK	pewter mesh	+\$0
LBL	steel mesh	+\$0

Twill Laminate

For 3/8" laminate top (03)

LBF	neutral twill	+\$0
LBG	sarum twill	+\$0
LBH	earthen twill	+\$0
LBJ	graphite twill	+\$0
LBQ	white twill	+\$0

Wood High Credenza, Open *continued*

Wood-Grain Laminate		
<i>For 3/8" laminate top (o3)</i>		
HM	natural maple <input type="checkbox"/>	+\$0
HP	light anigre <input type="checkbox"/>	+\$0
LBA	clear on ash	+\$0
LBB	oak on ash	+\$0
LBC	walnut on ash	+\$0
LBD	dark brown walnut	+\$0
LBE	medium red walnut	+\$0
76	light brown walnut <input type="checkbox"/>	+\$0
HX	aged cherry <input type="checkbox"/>	+\$0
HY	walnut on cherry <input type="checkbox"/>	+\$0

Wood Veneer		
<i>For 3/8" veneer top (o4)</i>		
2U	light brown walnut <input type="checkbox"/>	+\$0
40	dark brown walnut <input type="checkbox"/>	+\$0
ED	aged cherry <input type="checkbox"/>	+\$0
EK	medium red walnut <input type="checkbox"/>	+\$0
ET	clear on ash <input type="checkbox"/>	+\$0
EU	oak on ash <input type="checkbox"/>	+\$0
EV	walnut on ash <input type="checkbox"/>	+\$0
UL	natural maple <input type="checkbox"/>	+\$0
UX	walnut on cherry <input type="checkbox"/>	+\$0

Step 9. Base Finish

Solid-Color Laminate		
<i>For laminate (L)</i>		
8Q	folkstone grey <input type="checkbox"/>	+\$0
91	white <input type="checkbox"/>	+\$0
98	studio white	+\$0
CL	cool grey neutral <input type="checkbox"/>	+\$0
LU	soft white <input type="checkbox"/>	+\$0
WL	sandstone <input type="checkbox"/>	+\$0
WN	warm grey neutral <input type="checkbox"/>	+\$0

Linen Laminate		
<i>For laminate (L)</i>		
LBM	crisp linen	+\$0
LBN	classic linen	+\$0
LBP	casual linen	+\$0

Mesh Laminate		
<i>For laminate (L)</i>		
LBK	pewter mesh	+\$0
LBL	steel mesh	+\$0

Twill Laminate		
<i>For laminate (L)</i>		
LBF	neutral twill	+\$0
LBG	sarum twill	+\$0
LBH	earthen twill	+\$0
LBJ	graphite twill	+\$0
LBQ	white twill	+\$0

Wood-Grain Laminate		
<i>For laminate (L)</i>		
HM	natural maple <input type="checkbox"/>	+\$0
HP	light anigre <input type="checkbox"/>	+\$0
LBA	clear on ash	+\$0
LBB	oak on ash	+\$0
LBC	walnut on ash	+\$0
LBD	dark brown walnut	+\$0
LBE	medium red walnut	+\$0
76	light brown walnut <input type="checkbox"/>	+\$0
HX	aged cherry <input type="checkbox"/>	+\$0
HY	walnut on cherry <input type="checkbox"/>	+\$0

Wood Veneer		
<i>For laminate case/veneer base (C) or veneer (W)</i>		
2U	light brown walnut <input type="checkbox"/>	+\$0
40	dark brown walnut <input type="checkbox"/>	+\$0
ED	aged cherry <input type="checkbox"/>	+\$0
EK	medium red walnut <input type="checkbox"/>	+\$0
ET	clear on ash <input type="checkbox"/>	+\$0
EU	oak on ash <input type="checkbox"/>	+\$0
EV	walnut on ash <input type="checkbox"/>	+\$0
UL	natural maple <input type="checkbox"/>	+\$0
UX	walnut on cherry <input type="checkbox"/>	+\$0

Wood High Credenza, with Doors

continued

Canvas Office Landscape® Wood Case Credenzas

42 20						\$3737	4058
	2LNTL	2L03L	2L04L	2CNTL	2C03L	2C04L	
FF81K. 30 20	\$1853	1961	2174	2002	2109	2322	
36 20	\$2040	2147	2360	2226	2332	2546	
42 20	\$2227	2333	2547	2450	2556	2769	
				2WNTL	2W04L		
FF81K. 30 20				\$3111	3430		
36 20				\$3424	3744		
42 20				\$3737	4058		

Step 9. Case Finish

Solid-Color Laminate

For laminate (L) or laminate case/veneer door (C)

8Q	folkstone grey A	+\$0
91	white A	+\$0
98	studio white	+\$0
CL	cool grey neutral A	+\$0
LU	soft white A	+\$0
WL	sandstone A	+\$0
WN	warm grey neutral A	+\$0

Linen Laminate

For laminate (L) or laminate case/veneer door (C)

LBM	crisp linen	+\$0
LBN	classic linen	+\$0
LBP	casual linen	+\$0

Mesh Laminate

For laminate (L) or laminate case/veneer door (C)

LBK	pewter mesh	+\$0
LBL	steel mesh	+\$0

Twill Laminate

For laminate (L) or laminate case/veneer door (C)

LBF	neutral twill	+\$0
LBG	sarum twill	+\$0
LBH	earthen twill	+\$0
LBJ	graphite twill	+\$0
LBQ	white twill	+\$0

Wood-Grain Laminate

For laminate (L) or laminate case/veneer door (C)

HM	natural maple A	+\$0
HP	light anigre A	+\$0
LBA	clear on ash	+\$0
LBB	oak on ash	+\$0
LBC	walnut on ash	+\$0
LBD	dark brown walnut	+\$0
LBE	medium red walnut	+\$0
76	light brown walnut A	+\$0
HX	aged cherry A	+\$0
HY	walnut on cherry A	+\$0

Wood Veneer

For veneer (W)

2U	light brown walnut A	+\$0
40	dark brown walnut A	+\$0
ED	aged cherry A	+\$0
EK	medium red walnut A	+\$0
ET	clear on ash A	+\$0
EU	oak on ash A	+\$0
EV	walnut on ash A	+\$0
UL	natural maple A	+\$0
UX	walnut on cherry A	+\$0

Step 10. Door Finish

Solid-Color Laminate

For laminate (L)

8Q	folkstone grey A	+\$0
91	white A	+\$0
98	studio white	+\$0
CL	cool grey neutral A	+\$0
LU	soft white A	+\$0
WL	sandstone A	+\$0
WN	warm grey neutral A	+\$0

Linen Laminate

For laminate (L)

LBM	crisp linen	+\$0
LBN	classic linen	+\$0
LBP	casual linen	+\$0

Mesh Laminate

For laminate (L)

LBK	pewter mesh	+\$0
LBL	steel mesh	+\$0

Wood High Credenza, with Doors

continued

Twill Laminate		
<i>For laminate (L)</i>		
LBF	neutral twill	+\$0
LBG	sarum twill	+\$0
LBH	earthen twill	+\$0
LBJ	graphite twill	+\$0
LBQ	white twill	+\$0

Wood-Grain Laminate		
<i>For laminate (L)</i>		
HM	natural maple A	+\$0
HP	light anigre A	+\$0
LBA	clear on ash	+\$0
LBB	oak on ash	+\$0
LBC	walnut on ash	+\$0
LBD	dark brown walnut	+\$0
LBE	medium red walnut	+\$0
76	light brown walnut A	+\$0
HX	aged cherry A	+\$0
HY	walnut on cherry A	+\$0

Wood Veneer		
<i>For laminate case/veneer door (C) or veneer (W)</i>		
2U	light brown walnut A	+\$0
40	dark brown walnut A	+\$0
ED	aged cherry A	+\$0
EK	medium red walnut A	+\$0
ET	clear on ash A	+\$0
EU	oak on ash A	+\$0
EV	walnut on ash A	+\$0
UL	natural maple A	+\$0
UX	walnut on cherry A	+\$0

Step 11. Top Finish

Solid-Color Laminate		
<i>For 3/8" laminate top (03)</i>		
8Q	folkstone grey A	+\$0
91	white A	+\$0
98	studio white	+\$0
CL	cool grey neutral A	+\$0
LU	soft white A	+\$0
WL	sandstone A	+\$0
WN	warm grey neutral A	+\$0

Linen Laminate		
<i>For 3/8" laminate top (03)</i>		
LBM	crisp linen	+\$0
LBN	classic linen	+\$0
LBP	casual linen	+\$0

Mesh Laminate		
<i>For 3/8" laminate top (03)</i>		
LBK	pewter mesh	+\$0
LBL	steel mesh	+\$0

Twill Laminate		
<i>For 3/8" laminate top (03)</i>		
LBF	neutral twill	+\$0
LBG	sarum twill	+\$0
LBH	earthen twill	+\$0
LBJ	graphite twill	+\$0
LBQ	white twill	+\$0

Wood-Grain Laminate		
<i>For 3/8" laminate top (03)</i>		
HM	natural maple A	+\$0
HP	light anigre A	+\$0
LBA	clear on ash	+\$0
LBB	oak on ash	+\$0
LBC	walnut on ash	+\$0
LBD	dark brown walnut	+\$0
LBE	medium red walnut	+\$0
76	light brown walnut A	+\$0
HX	aged cherry A	+\$0
HY	walnut on cherry A	+\$0

Wood Veneer		
<i>For 3/8" veneer top (04)</i>		
2U	light brown walnut A	+\$0
40	dark brown walnut A	+\$0
ED	aged cherry A	+\$0
EK	medium red walnut A	+\$0
ET	clear on ash A	+\$0
EU	oak on ash A	+\$0
EV	walnut on ash A	+\$0
UL	natural maple A	+\$0
UX	walnut on cherry A	+\$0

Wood High Credenza, with Doors

continued

Step 12. Pull Finish

For arc pull (A.)

NH	brushed nickel <input type="checkbox"/> A	+\$0
NK	black nickel <input type="checkbox"/> A	+\$0

For bar pull (K.)

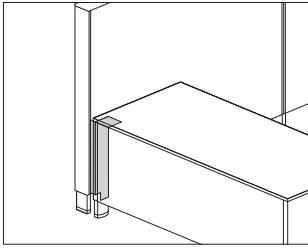
8Q	folkstone grey	+\$0
91	white	+\$0
G1	graphite <input type="checkbox"/> A	+\$0
WL	sandstone <input type="checkbox"/> A	+\$0
CN	metallic champagne <input type="checkbox"/> A	+\$5
MS	metallic silver <input type="checkbox"/> A	+\$5
79	green apple <input type="checkbox"/> A	+\$15
MY3	yellow oxide <input type="checkbox"/> A	+\$15
RO	red <input type="checkbox"/> A	+\$15
TRQ	turquoise <input type="checkbox"/> A	+\$15

Step 13. Lock Option

KA	keyed alike <input type="checkbox"/> A	+\$0
KC	keyed differently, chrome <input type="checkbox"/> A	+\$0
KD	keyed differently, black <input type="checkbox"/> A	+\$0

Support Bracket, Low Credenza-to-Frame

FT292.



Product Information

Description

This bracket attaches between a Canvas wood or metal credenza and a frame. It allows the credenza to attach parallel or perpendicular to the frame, providing support to a frame run in place of a return wall or work surface support.

Notes

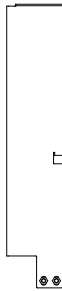
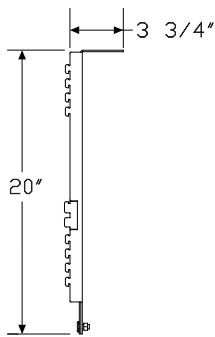
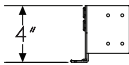
Bracket attaches credenza with no gap or with a 1" gap from the front of the frame to allow room for cords and cables.

Support bracket attaches to low credenza with 4" foot only.

Support bracket also attaches to back of a 60" wide or wider low credenza where 2 units are joined.

Support bracket orientation (left or right) is determined by the frame orientation as you are facing the frame. Credenza can be attached parallel or perpendicular to a frame. Bracket attaches to the back left or back right of the low credenza.

Dimensions



Specification Information

Step 1.

FT292.

Step 2. Storage Type

M for use with metal low credenza with 4" high foot

C for use with wood low credenza with 4" high foot **A**

Step 3. Frame Attachment Location

L left end of frame

R right end of frame

Step 4. Storage Attachment Position

N no gap, for storage tight to wall

G 1" gap, for cord drop

Prices for Steps 1-4.

		N	G
FT292. M	L	\$120	120
	R	\$120	120
C	L	\$120	120
	R	\$120	120

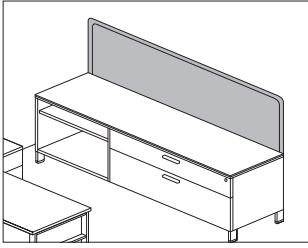
Step 5. Surface Finish

Bright Sand Texture Paint

91	white	+\$0
CL	cool grey neutral	+\$0
G1	graphite	+\$0
WN	warm grey neutral	+\$0
8Q	folkstone grey	+\$0
98	studio white	+\$0
WL	sandstone	+\$0

Metallic Paint

CN	metallic champagne	+\$10
EH	metallic bronze	+\$10
MS	metallic silver	+\$10



Product Information

Description

This tackable fabric screen attaches to a Canvas low credenza using the thin top and provides boundary with a tackable surface. Attachment hardware included.

Notes

Order credenza thin top separately:

- Credenza top for wood credenza (FF889.)
- Credenza top for metal credenza (FM889.)

Predrilled holes near back edge of credenza thin top allow for bayonets to extend up to support the screen.

Works with standard and powered Canvas credenzas.

Screen accepts Customer's Own Material (COM). Yardage is estimated for nondirectional 54"-wide fabrics.

For vertical fabric direction (T):

Height—Yardage

24—0.95

30—1.14

36—1.32

For horizontal fabric direction (R), for 42" high:

Width—Yardage

24—0.95

30—1.14

36—1.32

42—1.51

48—1.71

60—2.07

66—2.27

72—2.46

For horizontal fabric direction (R), for 46" high and 53" high:

Width—Yardage

24—1.90

30—2.27

36—2.66

42—3.02

48—3.41

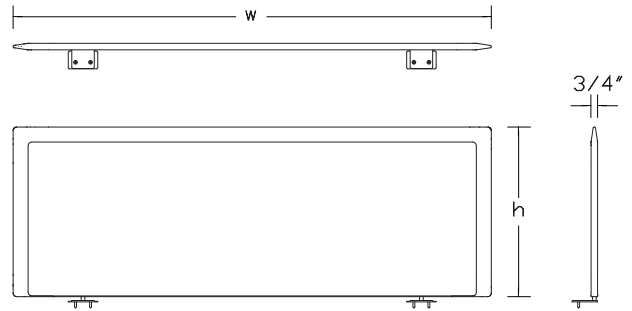
60—4.17

66—4.54

72—4.92

For information on multiple quantities or directional fabrics, contact COM Department. See Order Information in Appendices.

Dimensions



Pari Screen, Storage Attached

continued

Specification Information

Step 1.

FV360.

Step 2. Attachment

CS Canvas credenza attached, single

CB Canvas credenza attached, back to back

Step 3. Height

42 42" high

46 46" high

53 53" high

Step 4. Width

30 30" wide

36 36" wide

42 42" wide

48 48" wide

60 60" wide

66 66" wide

72 72" wide

Step 5. Surface Material

For 30" wide (30), 36" wide (36), 42" wide (42), or 48" wide (48)

R tackable fabric, horizontal

T tackable fabric

For 60" wide (60), 66" wide (66), or 72" wide (72)

R tackable fabric, horizontal

Prices for Steps 1-5.

	30R	30T	36R	36T	42R	42T
FV360. CS 42	\$735	735	765	765	810	810
46	\$765	765	855	855	900	900
53	\$900	900	945	945	1095	1095
CB 42	\$735	735	765	765	810	810
46	\$765	765	855	855	900	900
53	\$900	900	945	945	1095	1095
	48R	48T	60R	66R	72R	
FV360. CS 42	\$945	945	1080	1100	1125	
46	\$990	990	1125	1190	1215	
53	\$1170	1170	1305	1370	1395	
CB 42	\$945	945	1080	1100	1125	
46	\$990	990	1125	1190	1215	
53	\$1170	1170	1305	1370	1395	

Step 6. Fabric

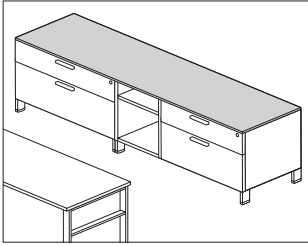
Price Category 1 +\$0

Price Category 2 +\$38

Price Category 3 +\$90

Price Category 4 +\$156

Credenza Top for Wood Credenza FF890.



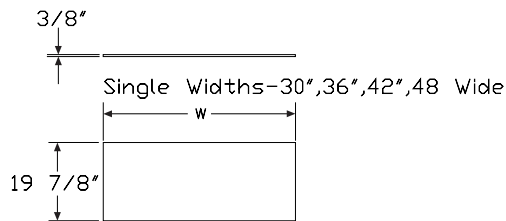
Canvas Office Landscape® Wood Case Credenzas

Product Information

Description
 This 3/8"-high laminate or veneer credenza top can be used to cover a single credenza or 2 credenzas ganged side by side. Attachment hardware included.

Notes
 For additional product options, see Vary Easy Program® in Appendices.

Dimensions



Combination Widths
 60" Wide




30"/30"
 66" Wide



36"/30"

72" Wide



36"/36"



42"/30"

Specification Information

Step 1.

FF890.20

Step 2. Width

- 30** 30" wide
- 36** 36" wide
- 42** 42" wide
- 48** 48" wide
- 60** 60" wide
- 66** 66" wide
- 72** 72" wide

Step 3. Top Material

- 03** 3/8" laminate top
- 04** 3/8" veneer top

Prices for Steps 1-3.

		03	04
FF890.20	30	\$259	621
	36	\$295	699
	42	\$337	741
	48	\$358	792
	60	\$440	906
	66	\$482	984
	72	\$502	1020

Step 4. Top Finish

Solid-Color Laminate

For 3/8" laminate top (03)

8Q	folkstone grey <input type="checkbox"/>	+\$0
91	white <input type="checkbox"/>	+\$0
98	studio white	+\$0
CL	cool grey neutral <input type="checkbox"/>	+\$0
LU	soft white <input type="checkbox"/>	+\$0
WL	sandstone <input type="checkbox"/>	+\$0
WN	warm grey neutral <input type="checkbox"/>	+\$0

Linen Laminate

For 3/8" laminate top (03)

LBM	crisp linen	+\$0
LBN	classic linen	+\$0
LBP	casual linen	+\$0

Credenza Top for Wood Credenza

continued

Mesh Laminate

For 3/8" laminate top (03)

LBK	pewter mesh	+\$0
LBL	steel mesh	+\$0

Twill Laminate

For 3/8" laminate top (03)

LBF	neutral twill	+\$0
LBG	sarum twill	+\$0
LBH	earthen twill	+\$0
LBJ	graphite twill	+\$0
LBQ	white twill	+\$0

Wood-Grain Laminate

For 3/8" laminate top (03)

HM	natural maple <input type="checkbox"/>	+\$0
HP	light anigre <input type="checkbox"/>	+\$0
LBA	clear on ash	+\$0
LBB	oak on ash	+\$0
LBC	walnut on ash	+\$0
LBD	dark brown walnut	+\$0
LBE	medium red walnut	+\$0
76	light brown walnut <input type="checkbox"/>	+\$0
HX	aged cherry <input type="checkbox"/>	+\$0
HY	walnut on cherry <input type="checkbox"/>	+\$0

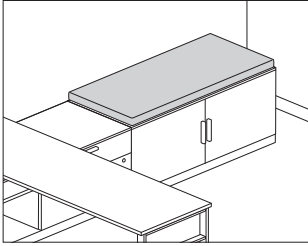
Wood Veneer

For 3/8" veneer top (04)

2U	light brown walnut <input type="checkbox"/>	+\$0
40	dark brown walnut <input type="checkbox"/>	+\$0
ED	aged cherry <input type="checkbox"/>	+\$0
EK	medium red walnut <input type="checkbox"/>	+\$0
ET	clear on ash <input type="checkbox"/>	+\$0
EU	oak on ash <input type="checkbox"/>	+\$0
EV	walnut on ash <input type="checkbox"/>	+\$0
UL	natural maple <input type="checkbox"/>	+\$0
UX	walnut on cherry <input type="checkbox"/>	+\$0

Credenza Cushion Top

FF891.



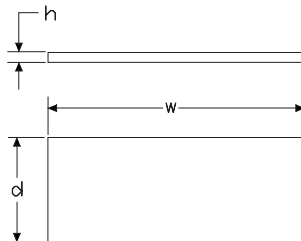
Canvas Office Landscape® Wood Case Credenzas

Product Information

Description
This cushion attaches to the top of a metal or wood credenza to provide temporary guest seating. Attachment hardware included.

Notes
Cushion accepts Customer's Own Material (COM). Yardage is estimated for nondirectional, 54"-wide fabrics. Order 1 yard of fabric per cushion. For odd number of cushions, round up to next full yard. For information on multiple quantities or directional fabrics, contact COM Department. See Order Information in Appendices.

Dimensions



Specification Information

Step 1.

FF891. A

Step 2. Height

- 01** 1" high A
- 02** 2" high A

Step 3. Depth

- 20** 20" deep A

Step 4. Width

- 24** 24" wide A
- 30** 30" wide A
- 36** 36" wide A
- 42** 42" wide A
- 48** 48" wide A

Prices for Steps 1-4.

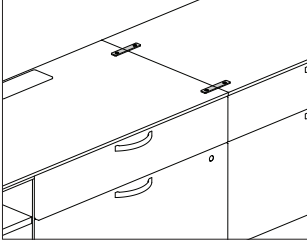
	24	30	36	42	48
FF891. 01 20	\$239	256	275	286	300
02 20	\$287	311	338	358	377

Step 5. Fabric

See application chart and textiles list for fabric usage and numbers. First 2 digits of number indicate fabric line; remaining digit(s) indicate fabric color.

Price Category 1	+\$0
Price Category 2	+\$68
Price Category 3	+\$82
Price Category 4	+\$101
Price Category 7 <input type="checkbox"/> A	+\$137
Price Category 9	+\$950
Price Category D	+\$82
Price Category E	+\$99
Price Category G	+\$166
Price Category H	+\$204

Powered Storage Ganging Bracket PS900 Kit



Product Information

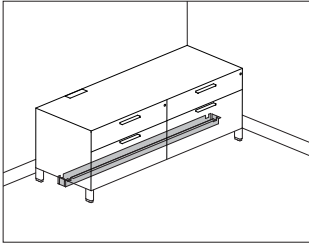
Description
This kit has 2 brackets that attach to the case under the tops of 2 adjacent surfaces, ganging them together to provide stability and allowing electrical components to be routed from one case to another. Finish is black.

Notes

Power that is being routed from one case to another requires the cases be ganged together.
Single cases require counterweight to be specified.

Specification Information

Step 1.
PS900 A \$29



Product Information

Description

This cable cover attaches to a metal or wood Canvas Office Landscape® powered low credenza, and is available in 3 configurations: center, full-span, and side placement. It is used in conjunction with Connect™ components to comply with UL1286 listing. Finish is black.

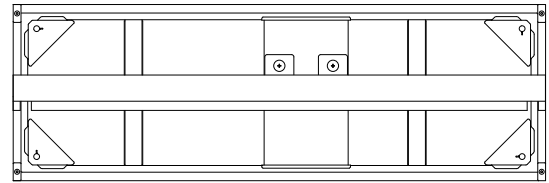
Notes

Order the following products separately:

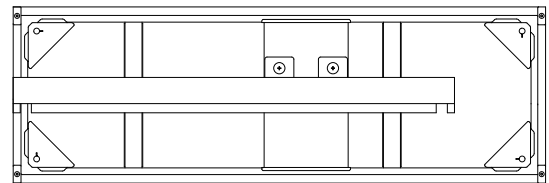
- Canvas powered metal low credenza (FMP72, FMP73, FMP74)
- Canvas powered wood low credenza (FFD72, FFD73, FFD74)
- Connect - S310 electrical unit with connect modular connection (Y1329.)
- Connect - power entry, 4-circuit (Y1351.)
- Connect - junction block to junction block jumper, 4-circuit (Y1353.)
- Connect - H-block connector, 4-circuit (Y1354.H)
- Powered storage distributor cover (FPS911.)

Canvas Office Landscape® Wood Case Credenzas

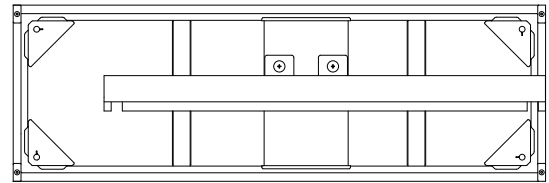
Dimensions



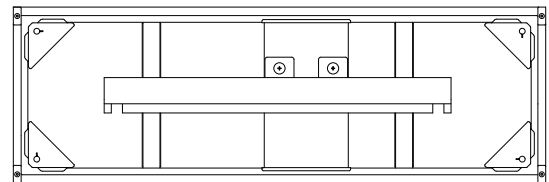
Full



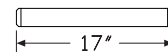
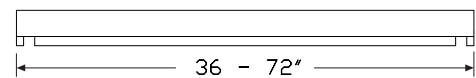
Side



Side



Center



Cross bars for use with metal credenza only

Powered Storage Cable Cover

continued

Specification Information

Step 1.

FPS910. A

Step 2. Material

F for use with wood powered low credenza A

M for use with metal powered low credenza A

Step 3. Case Width

48 48" wide A

60 60" wide A

66 66" wide A

72 72" wide A

Step 4. Configuration

C center A

F full A

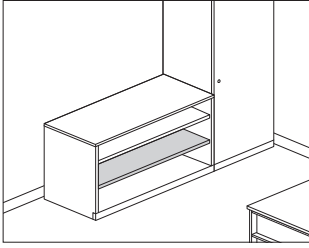
S side A

Prices for Steps 1-4.

			C	F	S
FPS910. F	48		\$92	92	92
	60		\$113	113	113
	66		\$113	113	113
	72		\$113	113	113
M	48		\$194	194	194
	60		\$215	215	215
	66		\$215	215	215
	72		\$215	215	215

Wood Credenza Shelf

FF892.

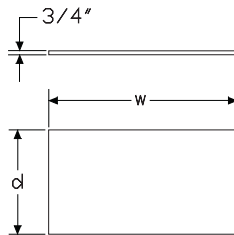


Product Information

Description

This laminate or veneer shelf fits into a wood credenza to provide additional shelf storage. Shelf attachment pins included.

Dimensions



Canvas Office Landscape® Wood Case Credenzas

Specification Information

Step 1.

FF892. A

Step 2. Credenza Type

- A** for credenza, open or credenza, with doors A
- B** for credenza, open with drawers A
- C** for credenza, doors with drawers A

Step 3. Width

For credenza, open or credenza, with doors (A)

- 21** 21" wide A
- 24** 24" wide A
- 3A** 30" wide, for 30"-wide credenza A
- 3B** 30" wide, for 60"-wide credenza A
- 36** 36" wide A

For credenza, open with drawers (B)

- 18** 18" wide A
- 24** 24" wide A
- 30** 30" wide A
- 36** 36" wide A

For credenza, doors with drawers (C)

- 18** 18" wide A
- 30** 30" wide A
- 36** 36" wide A

Step 4. Depth

- 20** 20" deep A

Step 5. Surface Material

- L** laminate A
- W** veneer A

Prices for Steps 1-5.

		20L	20W
FF892. A	21	\$171	257
	24	\$182	289
	3A	\$214	353
	3B	\$214	353
	36	\$247	417
B	18	\$161	225
	24	\$182	289
	30	\$214	353
	36	\$247	417

Wood Credenza Shelf *continued*

C 18	\$161	225
30	\$214	353
36	\$247	417

Step 6. Surface Finish

Solid-Color Laminate

For laminate (L)

8Q	folkstone grey <input type="checkbox"/>	+\$0
91	white <input type="checkbox"/>	+\$0
98	studio white	+\$0
CL	cool grey neutral <input type="checkbox"/>	+\$0
LU	soft white <input type="checkbox"/>	+\$0
WL	sandstone <input type="checkbox"/>	+\$0
WN	warm grey neutral <input type="checkbox"/>	+\$0

Linen Laminate

For laminate (L)

LBM	crisp linen	+\$0
LBN	classic linen	+\$0
LBP	casual linen	+\$0

Mesh Laminate

For laminate (L)

LBK	pewter mesh	+\$0
LBL	steel mesh	+\$0

Twill Laminate

For laminate (L)

LBF	neutral twill	+\$0
LBG	sarum twill	+\$0
LBH	earthen twill	+\$0
LBJ	graphite twill	+\$0
LBQ	white twill	+\$0

Wood-Grain Laminate

For laminate (L)

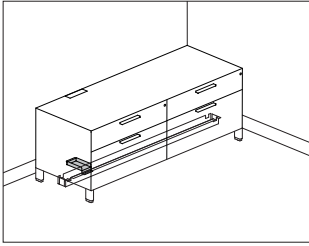
HM	natural maple <input type="checkbox"/>	+\$0
HP	light anigre <input type="checkbox"/>	+\$0
LBA	clear on ash	+\$0
LBB	oak on ash	+\$0
LBC	walnut on ash	+\$0
LBD	dark brown walnut	+\$0
LBE	medium red walnut	+\$0
76	light brown walnut <input type="checkbox"/>	+\$0
HX	aged cherry <input type="checkbox"/>	+\$0
HY	walnut on cherry <input type="checkbox"/>	+\$0

For veneer (W)

2U	light brown walnut <input type="checkbox"/>	+\$0
40	dark brown walnut <input type="checkbox"/>	+\$0
ED	aged cherry <input type="checkbox"/>	+\$0
EK	medium red walnut <input type="checkbox"/>	+\$0
ET	clear on ash <input type="checkbox"/>	+\$0
EU	oak on ash <input type="checkbox"/>	+\$0
EV	walnut on ash <input type="checkbox"/>	+\$0
UL	natural maple <input type="checkbox"/>	+\$0
UX	walnut on cherry <input type="checkbox"/>	+\$0

Powered Storage Distributor Cover

FPS911



Product Information

Description

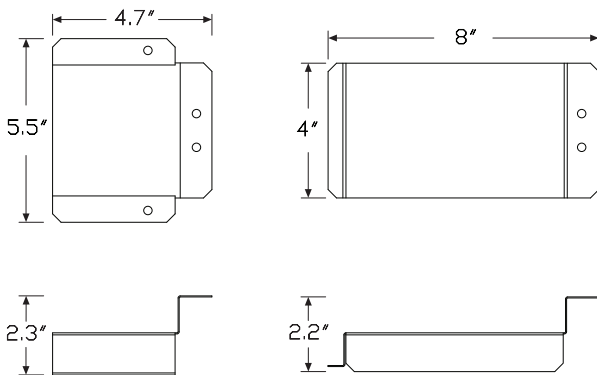
This distributor cover attaches to a metal or wood Canvas Office Landscape® powered low credenza. It is used in conjunction with a powered storage cable cover and Connect™ components to comply with UL1286 listing. Finish is black.

Notes

Order the following products separately:

- Canvas powered metal low credenza (FMP72, FMP73, FMP74)
- Canvas powered wood low credenza (FFD72, FFD73, FFD74)
- Connect - S310 electrical unit with connect modular connection (Y1329.)
- Connect - power entry, 4-circuit (Y1351.)
- Connect - junction block to junction block jumper, 4-circuit (Y1353.)
- Connect - H-block connector, 4-circuit (Y1354.H)
- Powered storage cable cover (FPS910.)

Dimensions



Specification Information

Step 1.

FPS911. A

Step 2. Material

F for use with wood powered low credenza A

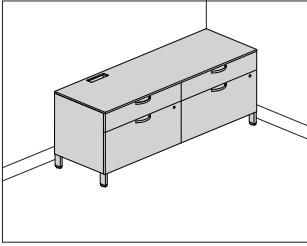
M for use with metal powered low credenza A

Prices for Steps 1-2.

FPS911. F	\$49
M	\$49

Powered Wood Low Credenza,
with Drawers

FFD72A
FFD72K



Product Information

Description

This powered credenza provides enclosed filing and storage and can be used freestanding, to support 1 end of a surface, or attached to a Canvas wall-based frame to support a frame run. It has a 3/8"-high laminate or veneer top and the choice of a laminate case and front, veneer case and front, or laminate case with veneer front. The credenza is available with 4"-high architectural feet with 1" leveling glides and has a positive interlock system that permits only 1 drawer to open at a time. Drawers have full-extension ball-bearing slides. The file drawer(s) accommodate side-to-side and front-to-back filing of letter-, legal, and A4-size hanging files. Connect™ power distributors with modular ends are ordered and installed separately.

Actual powered credenza widths are 59 3/4", or 71 3/4"; actual depth is 19 7/8".

Notes

For additional product options, see Vary Easy Program in Appendices.

Arc pull option (A.) conforms to guidelines of Americans with Disabilities Act (ADA).

Grain direction is vertical on veneer and wood-grain laminate fronts.

60"-and 72"-wide credenzas have 2 box drawers and 2 file drawers.

Credenza with 4"-high foot option (4) and 3/8" thin top can be used to support a Canvas wall-based frame. Order support bracket, low credenza-to-frame (FT292.) separately.

When using credenza to support 1 end of a surface, order 1 of the following products separately:

- Surface support, low credenza, adjustable height (FT299.)
- Surface support, low credenza, fixed height (FT298.)

To cover adjacent credenzas with a single top, specify credenzas with no top option (NT) and order credenza top (FM890.) separately.

To provide temporary guest seating on a credenza, order cushion top (FF891.) separately.

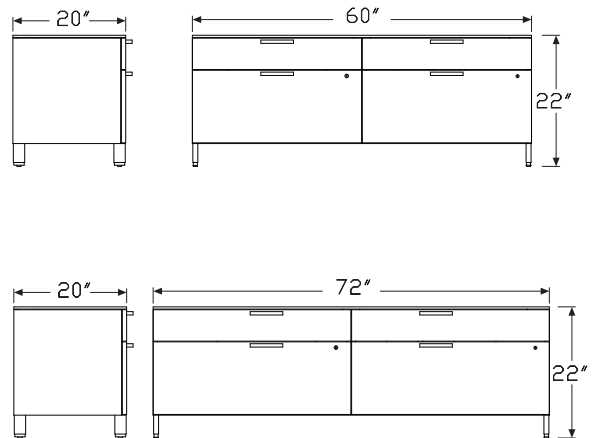
Order the following products separately:

- Connect - S310 electrical unit with connect modular connection (Y1329.)
- Connect - power entry, 4-circuit (Y1351.)
- Connect - junction block to junction block jumper, 4-circuit (Y1353.)
- Connect - H-block connector, 4-circuit (Y1354.H)

Powered credenzas must be ganged together.

For keyed-alike locks, see Keyed-Alike Information in Appendices.

Dimensions



Powered Wood Low Credenza, with Drawers *continued*

Specification Information

Step 1.

FFD72 A

Step 2. Pull Type

- A.** arc pull A
- K.** bar pull A

Step 3. Width

- 60** 60" wide A
- 72** 72" wide A

Step 4. Depth

- 20** 20" deep A

Step 5. Base/Foot Height

- 4** 4"-high foot A

Step 6. Configuration

- BF** box/file A

Step 7. Case/Front Material

- L** laminate case/front A
- C** laminate case/veneer front A

Step 8. Top

- NT** no top A
- 03** 3/8" laminate top A
- 04** 3/8" veneer top A

Step 9. Power Access Location

- L** left center access A
- R** right center access A

Prices for Steps 1-9.

	4BFLN1L	4BFLN1R	4BFL03L	4BFL03R	4BFL04L	4BFL04R
FFD72A. 60 20	\$4083	4083	4243	4243	4510	4510
72 20	\$4654	4654	4760	4760	4870	4973

	4BFCN1L	4BFCN1R	4BFC03L	4BFC03R	4BFC04L	4BFC04R
FFD72A. 60 20	\$4881	4881	5040	5040	5307	5307
72 20	\$5448	5448	5661	5661	5981	5981

	4BFLN1L	4BFLN1R	4BFL03L	4BFL03R	4BFL04L	4BFL04R
FFD72K. 60 20	\$4083	4083	4243	4243	4510	4510
72 20	\$4654	4654	4760	4760	4870	4973

4BFCN1L 4BFCN1R 4BFC03L 4BFC03R 4BFC04L 4BFC04R

FFD72K. 60 20	\$4881	4881	5040	5040	5307	5307
72 20	\$5448	5448	5661	5661	5981	5981

Step 10. Case Finish

Solid-Color Laminate

For 60" wide (60) or 72" wide (72) with laminate case/front (L), or laminate case/veneer front (C)

8Q	folkstone grey A	+\$0
91	white A	+\$0
CL	cool grey neutral A	+\$0
LU	soft white A	+\$0
WL	sandstone A	+\$0
WN	warm grey neutral A	+\$0

Wood-Grain Laminate

For 60" wide (60) with laminate case/front (L), or laminate case/veneer front (C)

LBC	walnut on ash A	+\$0
LBE	medium red walnut A	+\$0
HM	natural maple A	+\$0
HP	light anigre A	+\$0
76	light brown walnut A	+\$0
HX	aged cherry A	+\$0
HY	walnut on cherry A	+\$0

Step 11. Front Finish

Solid-Color Laminate

For laminate case/front (L)

8Q	folkstone grey A	+\$0
91	white A	+\$0
CL	cool grey neutral A	+\$0
LU	soft white A	+\$0
WL	sandstone A	+\$0
WN	warm grey neutral A	+\$0

Wood-Grain Laminate

For laminate case/front (L)

LBC	walnut on ash A	+\$0
LBE	medium red walnut A	+\$0
HM	natural maple A	+\$0
HP	light anigre A	+\$0
76	light brown walnut A	+\$0
HX	aged cherry A	+\$0
HY	walnut on cherry A	+\$0

Powered Wood Low Credenza, with Drawers *continued*

Wood Veneer		
<i>For laminate case/veneer front (C)</i>		
2U	light brown walnut <input type="checkbox"/>	+\$0
40	dark brown walnut <input type="checkbox"/>	+\$0
ED	aged cherry <input type="checkbox"/>	+\$0
EK	medium red walnut <input type="checkbox"/>	+\$0
ET	clear on ash <input type="checkbox"/>	+\$0
EV	walnut on ash <input type="checkbox"/>	+\$0
UL	natural maple <input type="checkbox"/>	+\$0
UX	walnut on cherry <input type="checkbox"/>	+\$0

Step 12. Top Finish

Solid-Color Laminate		
<i>For 3/8" laminate top (03)</i>		
8Q	folkstone grey <input type="checkbox"/>	+\$0
91	white <input type="checkbox"/>	+\$0
CL	cool grey neutral <input type="checkbox"/>	+\$0
LU	soft white <input type="checkbox"/>	+\$0
WL	sandstone <input type="checkbox"/>	+\$0
WN	warm grey neutral <input type="checkbox"/>	+\$0

Wood-Grain Laminate		
<i>For 3/8" laminate top (03)</i>		
LBC	walnut on ash <input type="checkbox"/>	+\$0
LBE	medium red walnut <input type="checkbox"/>	+\$0
HM	natural maple <input type="checkbox"/>	+\$0
HP	light anigre <input type="checkbox"/>	+\$0
76	light brown walnut <input type="checkbox"/>	+\$0
HX	aged cherry <input type="checkbox"/>	+\$0
HY	walnut on cherry <input type="checkbox"/>	+\$0

Wood Veneer		
<i>For 3/8" veneer top (04)</i>		
2U	light brown walnut <input type="checkbox"/>	+\$0
40	dark brown walnut <input type="checkbox"/>	+\$0
ED	aged cherry <input type="checkbox"/>	+\$0
EK	medium red walnut <input type="checkbox"/>	+\$0
ET	clear on ash <input type="checkbox"/>	+\$0
EV	walnut on ash <input type="checkbox"/>	+\$0
UL	natural maple <input type="checkbox"/>	+\$0
UX	walnut on cherry <input type="checkbox"/>	+\$0

Step 13. Foot Finish

8Q	folkstone grey <input type="checkbox"/>	+\$0
98	studio white <input type="checkbox"/>	+\$0
WL	sandstone <input type="checkbox"/>	+\$0

Bright Sand Texture Paint		
91	white <input type="checkbox"/>	+\$0
CL	cool grey neutral <input type="checkbox"/>	+\$0
G1	graphite <input type="checkbox"/>	+\$0
WN	warm grey neutral <input type="checkbox"/>	+\$0

Metallic Paint		
CN	metallic champagne <input type="checkbox"/>	+\$10
EH	metallic bronze <input type="checkbox"/>	+\$10
MS	metallic silver <input type="checkbox"/>	+\$10

Step 14. Pull Finish

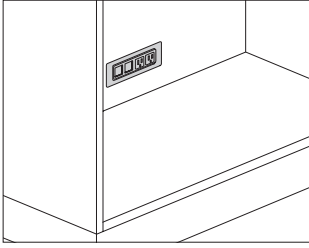
<i>For arc pull (A.)</i>		
NH	brushed nickel <input type="checkbox"/>	+\$0
NK	black nickel <input type="checkbox"/>	+\$0

<i>For bar pull (K.)</i>		
8Q	folkstone grey	+\$0
91	white	+\$0
G1	graphite <input type="checkbox"/>	+\$0
WL	sandstone <input type="checkbox"/>	+\$0
CN	metallic champagne <input type="checkbox"/>	+\$5
MS	metallic silver <input type="checkbox"/>	+\$5
79	green apple <input type="checkbox"/>	+\$15
MY3	yellow oxide <input type="checkbox"/>	+\$15
RO	red <input type="checkbox"/>	+\$15
TRQ	turquoise <input type="checkbox"/>	+\$15

Step 15. Counterweight		
NO	no counterweight <input type="checkbox"/>	+\$0
CB	counterweight <input type="checkbox"/>	+\$70

Step 16. Lock Option		
KA	keyed alike <input type="checkbox"/>	+\$0
KC	keyed differently, chrome <input type="checkbox"/>	+\$0
KD	keyed differently, black <input type="checkbox"/>	+\$0

Connect™ - S310 Electrical Unit Y1329. with Connect Modular Connection



Canvas Office Landscape® Wood Case Credenzas

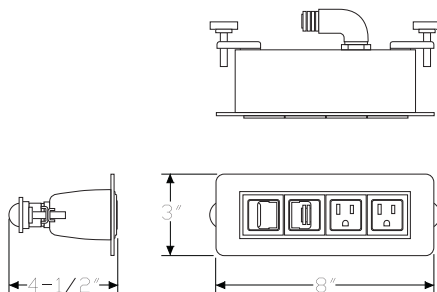
Product Information

Description
This electrical distributor provides power to a lateral file, low credenza, or storage case with a Connect™ 4-circuit modular connector. It can be top surface mounted flush or vertically mounted in the false back of a cabinet. A voice/data adapter kit is included, allowing the data openings to accept various manufacturers' couplers and jacks. Attachment hardware is included. Product is UL listed.

Notes

- Field cutting of surface may be required. Information on surface cutout size is included on instruction sheet.
- Silver option (OI) and white option (OJ) have painted metal trim with white plastic simplex/data interiors. Black option (OH) has black painted trim with black plastic simplex/data interior.
- Modular electrical connectors can only connect to Connect 4-circuit modular power system.
- Order the following products separately:
- Canvas powered metal low credenza (FMP72A., FMP72K., FMP73A., FMP73K., FMP74A., FMP74K.)
 - Canvas powered wood low credenza (FFD72A., FFD72K., FFD73A., FFD73K., FFD74A., FFD74K.)
 - Meridian powered storage case (PSC-, PS6-, PSAM-, PSAV-, PSKM-, PSKV-)
 - Meridian powered storage lateral file (PS26-, PS2AM, PS2AV, PS2KM, PS2KV)
 - Connect - power entry, 4-circuit (Y1351.)
 - Connect - junction block to junction block jumper, 4-circuit (Y1353.)
 - Connect - block connector, 4-circuit (Y1354.)
 - Other Connect 4-circuit modular power components as required
- For Canvas powered storage, order Connect - conduit clamp (Y1339.) separately.

Dimensions



Specification Information

Step 1.
Y1329.

Step 2. Configuration

- 3** 2 simplex receptacles, 2 data openings
- 8** 3 simplex receptacles, 1 data opening

Step 3. Power Type

- E** 4 circuit circuit 1
- F** 4 circuit circuit 2
- G** 4 circuit circuit 3
- H** 4 circuit circuit 4

Step 4. Cord/Conduit Length

- 02** 2' conduit
- 03** 3' conduit
- 04** 4' conduit
- 06** 6' conduit
- 10** 10' conduit

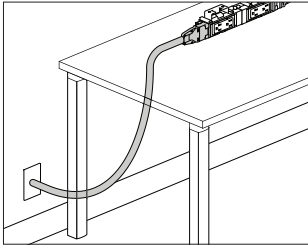
Prices for Steps 1-4.

			02	03	04	06	10
Y1329. 3	E		\$313	322	331	351	389
	F		\$313	322	331	351	389
	G		\$313	322	331	351	389
	H		\$313	322	331	351	389
8	E		\$328	337	348	366	404
	F		\$328	337	348	366	404
	G		\$328	337	348	366	404
	H		\$328	337	348	366	404

Step 5. Finish

- OH** black +\$0
- OI** silver +\$0
- OJ** white +\$0

Connect™-Power Entry, 4-Circuit Y1351.



Product Information

Description

This power entry connects a building's electrical from a wall, floor, or column to the end of a 4-circuit dual junction block power kit or junction block and distributes up to 4 20-amp circuits. UL 183 listed, CUL Certified.

Notes

Connect™ modular power products are not compatible with electrical components used in Herman Miller systems or desking product lines.

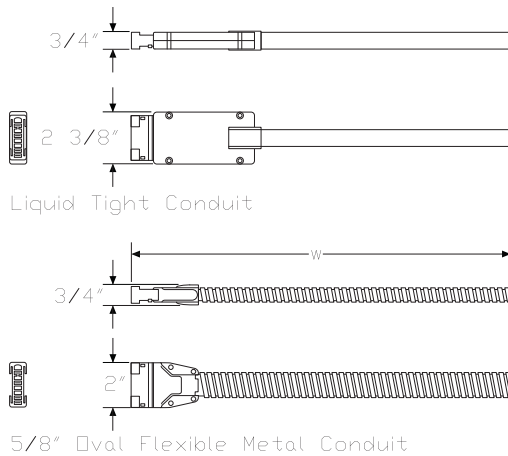
Power entry can be field cut to the appropriate length.

For San Francisco, specify 3/8" flex metallic conduit option (C).

Finish color on liquid tight conduit is black. Finish color on metallic conduit is silver.

A licensed electrician must wire the power entry to the building's electrical system.

Dimensions



Specification Information

Step 1.

Y1351.

Step 2. Length

06	6' long
12	12' long
18	18' long
24	24' long

Step 3. Conduit Type

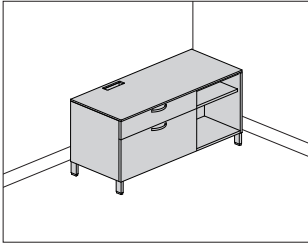
L	liquid tight conduit
C	3/8" flex metallic conduit

Prices for Steps 1-3.

	L	C
Y1351. 06	\$144	144
12	\$206	206
18	\$270	270
24	\$345	345

Powered Wood Low Credenza,
Open with Drawers

FFD73A
FFD73K



Product Information

Description

This powered credenza provides drawer storage on 1 side with open storage on the other side and can be used freestanding, to support 1 end of a surface, or attached to a Canvas wall-based frame to support a frame run. It has a $\frac{3}{8}$ "-high laminate or veneer top and the choice of a laminate case and front, veneer case and front, or laminate case with veneer front. The credenza is available with 4"-high architectural feet with 1" leveling glides and has a positive interlock system that permits only 1 drawer to open at a time. Drawers have full-extension ball-bearing slides. The file drawer(s) accommodate side-to-side and front-to-back filing of letter-, legal, and A4-size hanging files. Connect™ power distributors with modular ends are ordered and installed separately. Actual powered credenza widths are $47\frac{3}{4}$ ", $59\frac{3}{4}$ ", $65\frac{3}{4}$ ", or $71\frac{3}{4}$ "; actual depth is $19\frac{7}{8}$ ".

Notes

For additional product options, see Vary Easy® Program in Appendices. Arc pull option (A.) conforms to guidelines of Americans with Disabilities Act (ADA).

Grain direction is vertical on veneer and wood-grain laminate fronts. Open side of credenza includes 1 adjustable shelf that adjusts in $\frac{1}{4}$ " increments.

Credenza with 4"-high foot option (4) and $\frac{3}{8}$ " thin top can be used to support a Canvas wall-based frame. Order support bracket, low credenza-to-frame (FT292.) separately.

When using credenza to support 1 end of a surface, order 1 of the following products separately:

- Surface support, low credenza, adjustable height (FT299.)
- Surface support, low credenza, fixed height (FT298.)

To cover adjacent credenzas with a single top, specify credenzas with no top option (NT) and order credenza top (FM890.) separately.

Order optional wood credenza shelf (FF892.) separately.

To provide temporary guest seating on a credenza, order cushion top (FF891.) separately.

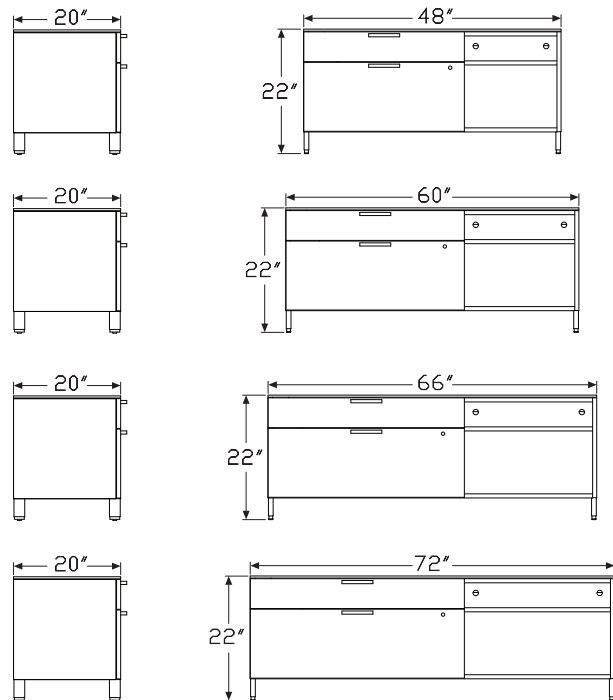
Order the following products separately:

- Connect - S310 electrical unit with connect modular connection (Y1329.)
- Connect - power entry, 4-circuit (Y1351.)
- Connect - junction block to junction block jumper, 4-circuit (Y1353.)
- Connect - H-block connector, 4-circuit (Y1354.H)

Powered credenzas must be ganged together.

For keyed-alike locks, see Keyed-Alike Information in Appendices.

Dimensions



Powered Wood Low Credenza, Open with Drawers *continued*

Specification Information

Step 1.

FFD73

Step 2. Pull Type

A. arc pull

K. bar pull

Step 3. Width

48 48" wide

60 60" wide

66 66" wide

72 72" wide

Step 4. Depth

20 20" deep

Step 5. Base/Foot Height

4 4"-high foot

Step 6. Configuration

For 48" wide (48)

AA 30" box/file left, open right

AB open left, 30" box/file right

For 60" wide (60)

AA 30" box/file left, open right

AB open left, 30" box/file right

AC 36" box/file left, open right

AD open left, 36" box/file right

For 66" wide (66)

AC 36" box/file left, open right

AD open left, 36" box/file right

AE 42" box/file left, open right

AF open left, 42" box/file right

For 72" wide (72)

AC 36" box/file left, open right

AD open left, 36" box/file right

AE 42" box/file left, open right

AF open left, 42" box/file right

Step 7. Case/Front Material

L laminate case/front

C laminate case/veneer front

Step 8. Top

NT no top

03 3/8" laminate top

04 3/8" veneer top

Step 9. Top Power Access Location

L left center access

R right center access

Step 10. Inside Power Access Location

N no access

A power access inside of credenza

Prices for Steps 1-10.

		4AALNTLN	4AALNTLA	4AALNTRN	4AALNTRA	4AAL03LN	4AAL03LA
FFD73A.	48 20	\$2905	2931	2905	2931	3038	3064
	60 20	\$3161	3186	3161	3186	3321	3347

		4AAL03RN	4AAL03RA	4AAL04LN	4AAL04LA	4AAL04RN	4AAL04RA
FFD73A.	48 20	\$3038	3064	3278	3304	3278	3304
	60 20	\$3321	3347	3587	3613	3587	3613

		4AACNTLN	4AACNTLA	4AACNTRN	4AACNTRA	4AAC03LN	4AAC03LA
FFD73A.	48 20	\$3309	3335	3309	3335	3442	3467
	60 20	\$3608	3633	3608	3633	3767	3793

		4AAC03RN	4AAC03RA	4AAC04LN	4AAC04LA	4AAC04RN	4AAC04RA
FFD73A.	48 20	\$3442	3467	3682	3707	3682	3707
	60 20	\$3767	3793	4034	4060	4034	4060

		4ABLNTLN	4ABLNTLA	4ABLNTRN	4ABLNTRA	4ABL03LN	4ABL03LA
FFD73A.	48 20	\$2905	2931	2905	2931	3038	3064
	60 20	\$3161	3186	3161	3186	3321	3347

		4ABL03RN	4ABL03RA	4ABL04LN	4ABL04LA	4ABL04RN	4ABL04RA
FFD73A.	48 20	\$3038	3064	3278	3304	3278	3304
	60 20	\$3321	3347	3587	3613	3587	3613

		4ABCNTLN	4ABCNTLA	4ABCNTRN	4ABCNTRA	4ABC03LN	4ABC03LA
FFD73A.	48 20	\$3309	3335	3309	3335	3442	3467
	60 20	\$3608	3633	3608	3633	3767	3793

		4ABC03RN	4ABC03RA	4ABC04LN	4ABC04LA	4ABC04RN	4ABC04RA
FFD73A.	48 20	\$3442	3467	3682	3707	3682	3707
	60 20	\$3767	3793	4034	4060	4034	4060

Powered Wood Low Credenza,
Open with Drawers *continued*

Canvas Office Landscape® Wood Case Credenzas

		4ACLNTLN	4ACLNTLA	4ACLNTRN	4ACLNTRA	4ACLO3LN	4ACLO3LA
FFD73A.	60 20	\$3241	3267	3241	3267	3401	3426
	66 20	\$3344	3370	3344	3370	3505	3530
	72 20	\$3358	3384	3358	3384	3577	3602

		4ACLO3RN	4ACLO3RA	4ACLO4LN	4ACLO4LA	4ACLO4RN	4ACLO4RA
FFD73A.	60 20	\$3401	3426	3667	3693	3667	3693
	66 20	\$3505	3530	3770	3796	3770	3796
	72 20	\$3577	3602	3904	3930	3904	3930

		4ACCNTLN	4ACCNTLA	4ACCNTRN	4ACCNTRA	4ACC03LN	4ACC03LA
FFD73A.	60 20	\$3699	3725	3699	3725	3859	3885
	66 20	\$3819	3844	3819	3844	3978	4004
	72 20	\$3839	3865	3839	3865	4058	4083

		4ACC03RN	4ACC03RA	4ACC04LN	4ACC04LA	4ACC04RN	4ACC04RA
FFD73A.	60 20	\$3859	3885	4126	4151	4126	4151
	66 20	\$3978	4004	4245	4271	4245	4271
	72 20	\$4058	4083	4385	4411	4385	4411

		4AELNTLN	4AELNTLA	4AELNTRN	4AELNTRA	4AEL03LN	4AEL03LA
FFD73A.	66 20	\$3424	3450	3424	3450	3584	3610
	72 20	\$3473	3498	3473	3498	3691	3717

		4AEL03RN	4AEL03RA	4AEL04LN	4AEL04LA	4AEL04RN	4AEL04RA
FFD73A.	66 20	\$3584	3610	3851	3876	3851	3876
	72 20	\$3691	3717	4019	4044	4019	4044

		4AECNTLN	4AECNTLA	4AECNTRN	4AECNTRA	4AEC03LN	4AEC03LA
FFD73A.	66 20	\$3910	3936	3910	3936	4070	4096
	72 20	\$3972	3998	3972	3998	4191	4216

		4AEC03RN	4AEC03RA	4AEC04LN	4AEC04LA	4AEC04RN	4AEC04RA
FFD73A.	66 20	\$4070	4096	4337	4363	4337	4363
	72 20	\$4191	4216	4518	4544	4518	4544

		4ADLNTLN	4ADLNTLA	4ADLNTRN	4ADLNTRA	4ADL03LN	4ADL03LA
FFD73A.	60 20	\$3241	3267	3241	3267	3401	3426
	66 20	\$3344	3370	3344	3370	3505	3530
	72 20	\$3358	3384	3358	3384	3577	3602

		4ADL03RN	4ADL03RA	4ADL04LN	4ADL04LA	4ADL04RN	4ADL04RA
FFD73A.	60 20	\$3401	3426	3667	3693	3667	3693
	66 20	\$3505	3530	3770	3796	3770	3796
	72 20	\$3577	3602	3904	3930	3904	3930

		4ADCNTLN	4ADCNTLA	4ADCNTRN	4ADCNTRA	4ADC03LN	4ADC03LA
FFD73A.	60 20	\$3699	3725	3699	3725	3859	3885
	66 20	\$3819	3844	3819	3844	3978	4004
	72 20	\$3839	3865	3839	3865	4058	4083

		4ADC03RN	4ADC03RA	4ADC04LN	4ADC04LA	4ADC04RN	4ADC04RA
FFD73A.	60 20	\$3859	3885	4126	4151	4126	4151
	66 20	\$3978	4004	4245	4271	4245	4271
	72 20	\$4058	4083	4385	4411	4385	4411

		4AFLNTLN	4AFLNTLA	4AFLNTRN	4AFLNTRA	4AFL03LN	4AFL03LA
FFD73A.	66 20	\$3424	3450	3424	3450	3584	3610
	72 20	\$3473	3498	3473	3498	3691	3717

		4AFL03RN	4AFL03RA	4AFL04LN	4AFL04LA	4AFL04RN	4AFL04RA
FFD73A.	66 20	\$3584	3610	3851	3876	3851	3876
	72 20	\$3691	3717	4019	4044	4019	4044

		4AFCNTLN	4AFCNTLA	4AFCNTRN	4AFCNTRA	4AFC03LN	4AFC03LA
FFD73A.	66 20	\$3910	3936	3910	3936	4070	4096
	72 20	\$3972	3998	3972	3998	4191	4216

		4AFC03RN	4AFC03RA	4AFC04LN	4AFC04LA	4AFC04RN	4AFC04RA
FFD73A.	66 20	\$4070	4096	4337	4363	4337	4363
	72 20	\$4191	4216	4518	4544	4518	4544

		4AALNTLN	4AALNTLA	4AALNTRN	4AALNTRA	4AAL03LN	4AAL03LA
FFD73K.	48 20	\$2905	2931	2905	2931	3038	3064
	60 20	\$3161	3186	3161	3186	3321	3347

		4AAL03RN	4AAL03RA	4AAL04LN	4AAL04LA	4AAL04RN	4AAL04RA
FFD73K.	48 20	\$3038	3064	3278	3304	3278	3304
	60 20	\$3321	3347	3587	3613	3587	3613

		4AACNTLN	4AACNTLA	4AACNTRN	4AACNTRA	4AAC03LN	4AAC03LA
FFD73K.	48 20	\$3309	3335	3309	3335	3442	3467
	60 20	\$3608	3633	3608	3633	3767	3793

		4AAC03RN	4AAC03RA	4AAC04LN	4AAC04LA	4AAC04RN	4AAC04RA
FFD73K.	48 20	\$3442	3467	3682	3707	3682	3707
	60 20	\$3767	3793	4034	4060	4034	4060

		4ABLNTLN	4ABLNTLA	4ABLNTRN	4ABLNTRA	4ABL03LN	4ABL03LA
FFD73K.	48 20	\$2905	2931	2905	2931	3038	3064
	60 20	\$3161	3186	3161	3186	3321	3347

Powered Wood Low Credenza,
Open with Drawers *continued*

	4ABLO3RN	4ABLO3RA	4ABLO4LN	4ABLO4LA	4ABLO4RN	4ABLO4RA
FFD73K. 48 20	\$3038	3064	3278	3304	3278	3304
60 20	\$3321	3347	3587	3613	3587	3613
	4ABCNTLN	4ABCNTLA	4ABCNTRN	4ABCNTRA	4ABC03LN	4ABC03LA
FFD73K. 48 20	\$3309	3335	3309	3335	3442	3467
60 20	\$3608	3633	3608	3633	3767	3793
	4ABC03RN	4ABC03RA	4ABC04LN	4ABC04LA	4ABC04RN	4ABC04RA
FFD73K. 48 20	\$3442	3467	3682	3707	3682	3707
60 20	\$3767	3793	4034	4060	4034	4060
	4ACLNTLN	4ACLNTLA	4ACLNTRN	4ACLNTRA	4ACLO3LN	4ACLO3LA
FFD73K. 60 20	\$3241	3267	3241	3267	3401	3426
66 20	\$3344	3370	3344	3370	3505	3530
72 20	\$3358	3384	3358	3384	3577	3602
	4ACLO3RN	4ACLO3RA	4ACLO4LN	4ACLO4LA	4ACLO4RN	4ACLO4RA
FFD73K. 60 20	\$3401	3426	3667	3693	3667	3693
66 20	\$3505	3530	3770	3796	3770	3796
72 20	\$3577	3602	3904	3930	3904	3930
	4ACCNTLN	4ACCNTLA	4ACCNTRN	4ACCNTRA	4ACC03LN	4ACC03LA
FFD73K. 60 20	\$3699	3725	3699	3725	3859	3885
66 20	\$3819	3844	3819	3844	3978	4004
72 20	\$3839	3865	3839	3865	4058	4083
	4ACC03RN	4ACC03RA	4ACC04LN	4ACC04LA	4ACC04RN	4ACC04RA
FFD73K. 60 20	\$3859	3885	4126	4151	4126	4151
66 20	\$3978	4004	4245	4271	4245	4271
72 20	\$4058	4083	4385	4411	4385	4411
	4AELNTLN	4AELNTLA	4AELNTRN	4AELNTRA	4AELO3LN	4AELO3LA
FFD73K. 66 20	\$3424	3450	3424	3450	3584	3610
72 20	\$3473	3498	3473	3498	3691	3717
	4AELO3RN	4AELO3RA	4AELO4LN	4AELO4LA	4AELO4RN	4AELO4RA
FFD73K. 66 20	\$3584	3610	3851	3876	3851	3876
72 20	\$3691	3717	4019	4044	4019	4044
	4AECNTLN	4AECNTLA	4AECNTRN	4AECNTRA	4AEC03LN	4AEC03LA
FFD73K. 66 20	\$3910	3936	3910	3936	4070	4096
72 20	\$3972	3998	3972	3998	4191	4216
	4AEC03RN	4AEC03RA	4AEC04LN	4AEC04LA	4AEC04RN	4AEC04RA
FFD73K. 66 20	\$4070	4096	4337	4363	4337	4363
72 20	\$4191	4216	4518	4544	4518	4544

	4ADLNTLN	4ADLNTLA	4ADLNTRN	4ADLNTRA	4ADLO3LN	4ADLO3LA
FFD73K. 60 20	\$3241	3267	3241	3267	3401	3426
66 20	\$3344	3370	3344	3370	3505	3530
72 20	\$3358	3384	3358	3384	3577	3602
	4ADLO3RN	4ADLO3RA	4ADLO4LN	4ADLO4LA	4ADLO4RN	4ADLO4RA
FFD73K. 60 20	\$3401	3426	3667	3693	3667	3693
66 20	\$3505	3530	3770	3796	3770	3796
72 20	\$3577	3602	3904	3930	3904	3930
	4ADCNTLN	4ADCNTLA	4ADCNTRN	4ADCNTRA	4ADC03LN	4ADC03LA
FFD73K. 60 20	\$3699	3725	3699	3725	3859	3885
66 20	\$3819	3844	3819	3844	3978	4004
72 20	\$3839	3865	3839	3865	4058	4083
	4ADC03RN	4ADC03RA	4ADC04LN	4ADC04LA	4ADC04RN	4ADC04RA
FFD73K. 60 20	\$3859	3885	4126	4151	4126	4151
66 20	\$3978	4004	4245	4271	4245	4271
72 20	\$4058	4083	4385	4411	4385	4411
	4AFLNTLN	4AFLNTLA	4AFLNTRN	4AFLNTRA	4AFL03LN	4AFL03LA
FFD73K. 66 20	\$3424	3450	3424	3450	3584	3610
72 20	\$3473	3498	3473	3498	3691	3717
	4AFL03RN	4AFL03RA	4AFL04LN	4AFL04LA	4AFL04RN	4AFL04RA
FFD73K. 66 20	\$3584	3610	3851	3876	3851	3876
72 20	\$3691	3717	4019	4044	4019	4044
	4AFCNTLN	4AFCNTLA	4AFCNTRN	4AFCNTRA	4AFC03LN	4AFC03LA
FFD73K. 66 20	\$3910	3936	3910	3936	4070	4096
72 20	\$3972	3998	3972	3998	4191	4216
	4AFC03RN	4AFC03RA	4AFC04LN	4AFC04LA	4AFC04RN	4AFC04RA
FFD73K. 66 20	\$4070	4096	4337	4363	4337	4363
72 20	\$4191	4216	4518	4544	4518	4544

Step 11. Case Finish

Solid-Color Laminate

For 48" wide (48), 60" wide (60), 66" wide (66), or 72" wide (72) with laminate case/front (L), or laminate case/veneer front (C)

8Q	folkstone grey <input type="checkbox"/>	+\$0
91	white <input type="checkbox"/>	+\$0
CL	cool grey neutral <input type="checkbox"/>	+\$0
LU	soft white <input type="checkbox"/>	+\$0
WL	sandstone <input type="checkbox"/>	+\$0
WN	warm grey neutral <input type="checkbox"/>	+\$0

Powered Wood Low Credenza,
Open with Drawers *continued*

Wood-Grain Laminate		
<i>For 48" wide (48) or 60" wide (60) with laminate case/front (L), or laminate case/veneer front (C)</i>		
HM	natural maple A	+\$0
HP	light anigre A	+\$0
LBA	clear on ash	+\$0
LBB	oak on ash	+\$0
LBC	walnut on ash	+\$0
LBD	dark brown walnut	+\$0
LBE	medium red walnut	+\$0
76	light brown walnut A	+\$0
HX	aged cherry A	+\$0
HY	walnut on cherry A	+\$0

Step 12. Front Finish		
Solid-Color Laminate		
<i>For laminate case/front (L)</i>		
8Q	folkstone grey A	+\$0
91	white A	+\$0
CL	cool grey neutral A	+\$0
LU	soft white A	+\$0
WL	sandstone A	+\$0
WN	warm grey neutral A	+\$0

Wood-Grain Laminate		
<i>For laminate case/front (L)</i>		
HM	natural maple A	+\$0
HP	light anigre A	+\$0
LBA	clear on ash	+\$0
LBB	oak on ash	+\$0
LBC	walnut on ash	+\$0
LBD	dark brown walnut	+\$0
LBE	medium red walnut	+\$0
76	light brown walnut A	+\$0
HX	aged cherry A	+\$0
HY	walnut on cherry A	+\$0

Wood Veneer		
<i>For laminate case/veneer front (C)</i>		
2U	light brown walnut A	+\$0
40	dark brown walnut A	+\$0
ED	aged cherry A	+\$0
EK	medium red walnut A	+\$0
ET	clear on ash A	+\$0
EV	walnut on ash A	+\$0
UL	natural maple A	+\$0
UX	walnut on cherry A	+\$0

Step 13. Top Finish		
Solid-Color Laminate		
<i>For 3/8" laminate top (03)</i>		
8Q	folkstone grey A	+\$0
91	white A	+\$0
CL	cool grey neutral A	+\$0
LU	soft white A	+\$0
WL	sandstone A	+\$0
WN	warm grey neutral A	+\$0

Wood-Grain Laminate		
<i>For 3/8" laminate top (03)</i>		
HM	natural maple A	+\$0
HP	light anigre A	+\$0
76	light brown walnut A	+\$0
LBA	clear on ash	+\$0
LBB	oak on ash	+\$0
LBC	walnut on ash	+\$0
LBD	dark brown walnut	+\$0
LBE	medium red walnut	+\$0
HX	aged cherry A	+\$0
HY	walnut on cherry A	+\$0

Wood Veneer		
<i>For 3/8" veneer top (04)</i>		
2U	light brown walnut A	+\$0
40	dark brown walnut A	+\$0
ED	aged cherry A	+\$0
EK	medium red walnut A	+\$0
ET	clear on ash A	+\$0
EV	walnut on ash A	+\$0
UL	natural maple A	+\$0
UX	walnut on cherry A	+\$0

Powered Wood Low Credenza, Open with Drawers *continued*

Step 14. Foot Finish		
8Q	folkstone grey <input type="checkbox"/> A	+\$0
98	studio white <input type="checkbox"/> A	+\$0
WL	sandstone <input type="checkbox"/> A	+\$0

Bright Sand Texture Paint		
91	white <input type="checkbox"/> A	+\$0
CL	cool grey neutral <input type="checkbox"/> A	+\$0
G1	graphite <input type="checkbox"/> A	+\$0
WN	warm grey neutral <input type="checkbox"/> A	+\$0

Metallic Paint		
CN	metallic champagne <input type="checkbox"/> A	+\$10
EH	metallic bronze <input type="checkbox"/> A	+\$10
MS	metallic silver <input type="checkbox"/> A	+\$10

Step 15. Pull Finish		
<i>For arc pull (A.)</i>		
NH	brushed nickel <input type="checkbox"/> A	+\$0
NK	black nickel <input type="checkbox"/> A	+\$0

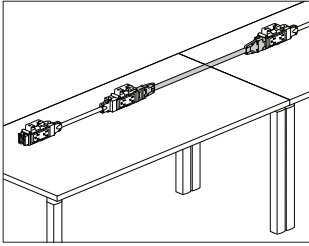
<i>For bar pull (K.)</i>		
8Q	folkstone grey	+\$0
91	white	+\$0
G1	graphite <input type="checkbox"/> A	+\$0
WL	sandstone <input type="checkbox"/> A	+\$0
CN	metallic champagne <input type="checkbox"/> A	+\$5
MS	metallic silver <input type="checkbox"/> A	+\$5
79	green apple <input type="checkbox"/> A	+\$15
MY3	yellow oxide <input type="checkbox"/> A	+\$15
RO	red <input type="checkbox"/> A	+\$15
TRQ	turquoise <input type="checkbox"/> A	+\$15

Step 16. Counterweight		
NO	no counterweight <input type="checkbox"/> A	+\$0
CB	counterweight <input type="checkbox"/> A	+\$70

Step 17. Lock Option		
KA	keyed alike <input type="checkbox"/> A	+\$0
KC	keyed differently, chrome <input type="checkbox"/> A	+\$0
KD	keyed differently, black <input type="checkbox"/> A	+\$0

Connect™-Junction Block to Junction Block Jumper, 4-Circuit

Y1353.



Product Information

Description

This power jumper distributes up to 4 20-amp circuits between 2 power kits or junction blocks and is available as adjustable or non-adjustable. The adjustable jumper allows 1 end of the jumper to extend an additional 3" when connecting to components under an adjacent desk or table. UL 183 listed, CUL Certified.

Notes

Connect™ modular power products are not compatible with electrical components used in Herman Miller systems or desking product lines.

When routing power to an adjacent desk or table, surfaces must be ganged together. Order ganging bracket kit (Y1338.) separately.

When connecting dual junction block power kits (Y1350.) between adjacent surfaces in a linear run, specify 24"-wide jumper.

When connecting dual junction block power kits (Y1350.) at the outside corner of 2 24"-deep surfaces at 90°, specify 42"-wide jumper.

When connecting dual junction block power kits (Y1350.) at the outside corner of 2 30"-deep surfaces at 90°, specify 48"-wide jumper.

When connecting dual junction block power kits (Y1350.) at the outside corner of 1 30"-deep and 1 24"-deep surface, specify 48"-wide jumper.

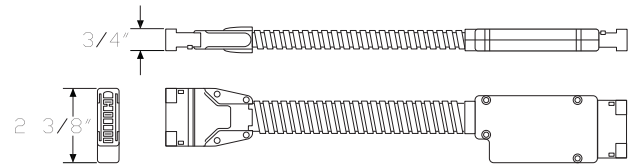
When connecting dual junction block power kits (Y1350.) at the inside corner of 2 24"- or 30"-deep surfaces, specify 30"-wide jumper.

Finish on 5/8" oval metallic conduit is silver.

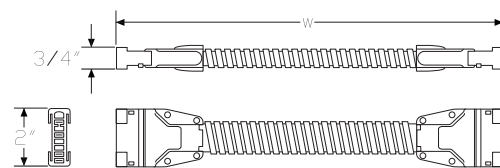
Order the following products separately:

- Conduit clamps (Y1339.)
- Dual junction block power kit, 4-circuit (Y1350.) or junction block, 4-circuit (Y1358.)
- Duplex receptacle, 4-circuit (Y1355.) - for junction block, 4-circuit
- Junction block bracket, 4-circuit (Y1357.) - for junction block, 4-circuit
- Power entry, 4-circuit (Y1351.)

Dimensions



Adjustable Jumper



Non-Adjustable Jumper

Connect™-Junction Block to Junction Block Jumper, 4-Circuit

continued

Specification Information

Step 1.

Y1353.

Step 2. Width

12	12" wide
18	18" wide
24	24" wide
30	30" wide
36	36" wide
42	42" wide
48	48" wide
54	54" wide
60	60" wide
66	66" wide
72	72" wide
78	78" wide
84	84" wide
90	90" wide
108	108" wide
120	120" wide
132	132" wide
144	144" wide

Step 3. Type

A	adjustable jumper
N	nonadjustable jumper

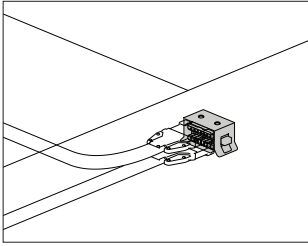
Prices for Steps 1-3.

	A	N
Y1353. 12	\$73	73
18	\$78	78
24	\$83	83
30	\$89	89
36	\$94	94
42	\$99	99
48	\$105	105
54	\$110	110
60	\$115	115
66	\$120	120
72	\$125	125
78	\$131	131
84	\$136	136
90	\$142	142
108	\$157	157
120	\$167	167
132	\$179	179
144	\$189	189

Canvas Office Landscape® Wood Case Credenzas

Connect™-Block Connector, 4-Circuit

Y1354.



Product Information

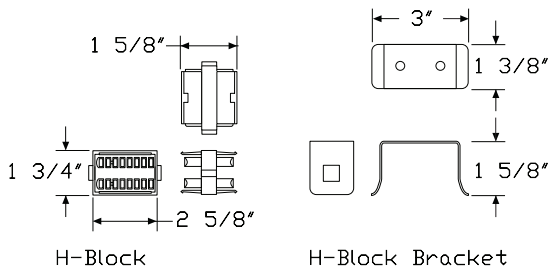
Description

This block connects components together to distribute power. The H-block connector connects jumpers together at 2-, 3-, and 4-way connection points, or distributes power from a power entry to multiple components. The receptacle-to-receptacle connectors connect 2 junction blocks together. Finish is black. Attachment hardware included. UL 183 listed, CUL Certified.

Notes

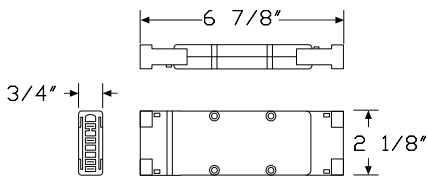
Connect™ modular power products are not compatible with electrical components used in Herman Miller systems or desking product lines. When routing power to an adjacent desk or table, surfaces must be ganged together. Order ganging bracket kit (Y1338.) separately.

Dimensions

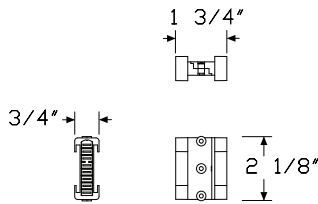


H-Block

H-Block Bracket



Receptacle-to-Receptacle Block Connector



Short Receptacle-to-Receptacle Block Connector

Specification Information

Step 1.

Y1354.

Step 2. Connector Type

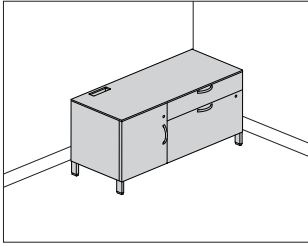
- H** H-block connector
- S** short receptacle-to-receptacle block connector A
- R** receptacle-to-receptacle block connector

Prices for Steps 1-2.

Y1354. H	\$40
S	\$47
R	\$51

Powered Wood Low Credenza,
Doors with Drawers

FFD74A
FFD74K



Product Information

Description

This powered credenza provides enclosed filing and storage and can be used freestanding, to support 1 end of a surface, or attached to a Canvas wall-based frame to support a frame run. It has a 3/8"-high laminate or veneer top and the choice of a laminate case and front, veneer case and front, or laminate case with veneer front. The credenza is available with 4"-high architectural feet with 1" leveling glides and has a positive interlock system that permits only 1 drawer to open at a time. Drawers have full-extension ball-bearing slides. The file drawer(s) accommodate side-to-side and front-to-back filing of letter-, legal, and A4-size hanging files. Connect™ power distributors with modular ends are ordered and installed separately.

Actual powered credenza widths are 47 3/4", 59 3/4", or 71 3/4"; actual depth is 19 7/8".

Notes

For additional product options, see Vary Easy Program in Appendices.

Arc pull option (A.) conforms to guidelines of Americans with Disabilities Act (ADA).

Grain direction is vertical on veneer and wood-grain laminate fronts.

Credenza with 4"-high foot option (4) and 3/8" thin top can be used to support a Canvas wall-based frame. Order support bracket, low credenza-to-frame (FT292.) separately.

When using credenza to support 1 end of a surface, order 1 of the following products separately:

- Surface support, low credenza, adjustable height (FT299.)
- Surface support, low credenza, fixed height (FT298.)

To cover adjacent credenzas with a single top, specify credenzas with no top option (NT) and order credenza top (FM890.) separately.

Order optional wood credenza shelf (FF892.) separately.

To provide temporary guest seating on a credenza, order cushion top (FF891.) separately.

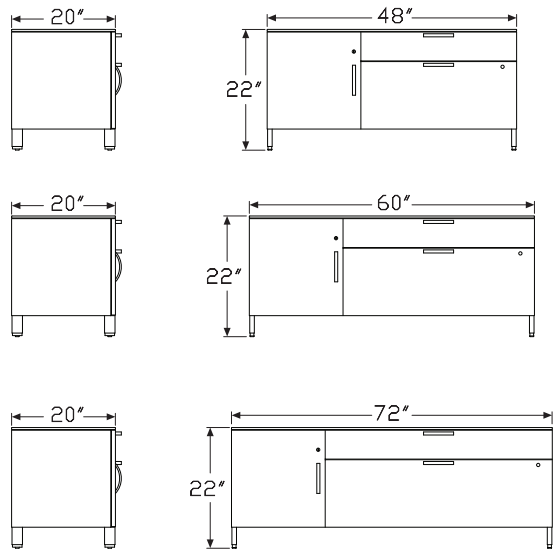
Order the following products separately:

- Connect - S310 electrical unit with connect modular connection (Y1329.)
- Connect - power entry, 4-circuit (Y1351.)
- Connect - junction block to junction block jumper, 4-circuit (Y1353.)
- Connect - H-block connector, 4-circuit (Y1354.H)

Powered credenzas must be ganged together.

For keyed-alike locks, see Keyed-Alike Information in Appendices.

Dimensions



Powered Wood Low Credenza,
Doors with Drawers *continued*

Specification Information

Step 1.

FFD74

Step 2. Pull Type

A. arc pull

K. bar pull

Step 3. Width

48 48" wide

60 60" wide

72 72" wide

Step 4. Depth

20 20" deep

Step 5. Base/Foot Height

4 4"-high foot

Step 6. Configuration

For 48" wide (48)

CE 30" box/file left, single door right

CF single door left, 30" box/file right

For 60" wide (60)

CG 30" box/file left, double doors right

CH double doors left, 30" box/file right

For 72" wide (72)

CM 36" box/file left, double doors right

CN double doors left, 36" box/file right

Step 7. Case/Front Material

L laminate case/front

C laminate case/veneer front

Step 8. Top

NT no top

03 3/8" laminate top

04 3/8" veneer top

Step 9. Power Access Location

L left center access

R right center access

Prices for Steps 1-9.

	4CELNTL	4CELNTR	4CELO3L	4CELO3R	4CELO4L	4CELO4R
FFD74A. 48 20	\$3114	3114	3247	3247	3487	3487

	4CECNTL	4CECNTR	4CECO3L	4CECO3R	4CECO4L	4CECO4R
FFD74A. 48 20	\$3243	3243	3376	3376	3616	3616

	4CGLNTL	4CGLNTR	4CGL03L	4CGL03R	4CGL04L	4CGL04R
FFD74A. 60 20	\$3512	3512	3671	3671	3938	3938

	4CGCNTL	4CGCNTR	4CGC03L	4CGC03R	4CGC04L	4CGC04R
FFD74A. 60 20	\$3641	3641	3800	3800	4067	4067

	4CMLNTL	4CMLNTR	4CML03L	4CML03R	4CML04L	4CML04R
FFD74A. 72 20	\$3747	3747	3960	3960	4279	4279

	4CMCNTL	4CMCNTR	4CMC03L	4CMC03R	4CMC04L	4CMC04R
FFD74A. 72 20	\$3875	3875	4089	4089	4408	4408

	4CFLNTL	4CFLNTR	4CFL03L	4CFL03R	4CFL04L	4CFL04R
FFD74A. 48 20	\$3114	3114	3247	3247	3487	3487

	4CFCNTL	4FCNTR	4CFC03L	4CFC03R	4CFC04L	4CFC04R
FFD74A. 48 20	\$3243	3243	3376	3376	3616	3616

	4CHLNTL	4CHLNTR	4CHL03L	4CHL03R	4CHL04L	4CHL04R
FFD74A. 60 20	\$3747	3747	3960	3960	4279	4279

	4CHCNTL	4CHCNTR	4CHC03L	4CHC03R	4CHC04L	4CHC04R
FFD74A. 60 20	\$3875	3875	4089	4089	4408	4408

	4CNLNTL	4CNLNTR	4CNL03L	4CNL03R	4CNL04L	4CNL04R
FFD74A. 72 20	\$3747	3747	3960	3960	4279	4279

	4CNCNTL	4CNCNTR	4CNC03L	4CNC03R	4CNC04L	4CNC04R
FFD74A. 72 20	\$3875	3875	4089	4089	4408	4408

	4CELNTL	4CELNTR	4CELO3L	4CELO3R	4CELO4L	4CELO4R
FFD74K. 48 20	\$3114	3114	3247	3247	3487	3487

	4CECNTL	4CECNTR	4CECO3L	4CECO3R	4CECO4L	4CECO4R
FFD74K. 48 20	\$3243	3243	3376	3376	3616	3616

	4CGLNTL	4CGLNTR	4CGL03L	4CGL03R	4CGL04L	4CGL04R
FFD74K. 60 20	\$3512	3512	3671	3671	3938	3938

Powered Wood Low Credenza,
Doors with Drawers *continued*

	4CGCNTL	4CGCNTR	4CGC03L	4CGC03R	4CGC04L	4CGC04R
FFD74K. 60 20	\$3641	3641	3800	3800	4067	4067
	4CMLNTL	4CMLNTR	4CML03L	4CML03R	4CML04L	4CML04R
FFD74K. 72 20	\$3747	3747	3960	3960	4279	4279
	4CMCNTL	4CMCNTR	4CMC03L	4CMC03R	4CMC04L	4CMC04R
FFD74K. 72 20	\$3875	3875	4089	4089	4408	4408
	4CFLNTL	4CFLNTR	4CFL03L	4CFL03R	4CFL04L	4CFL04R
FFD74K. 48 20	\$3114	3114	3247	3247	3487	3487
	4CFCNTL	4CFCNTR	4CFC03L	4CFC03R	4CFC04L	4CFC04R
FFD74K. 48 20	\$3243	3243	3376	3376	3616	3616
	4CHLNTL	4CHLNTR	4CHL03L	4CHL03R	4CHL04L	4CHL04R
FFD74K. 60 20	\$3747	3747	3960	3960	4279	4279
	4CHCNTL	4CHCNTR	4CHC03L	4CHC03R	4CHC04L	4CHC04R
FFD74K. 60 20	\$3875	3875	4089	4089	4408	4408
	4CNLNTL	4CNLNTR	4CNL03L	4CNL03R	4CNL04L	4CNL04R
FFD74K. 72 20	\$3747	3747	3960	3960	4279	4279
	4CNCNTL	4CNCNTR	4CNC03L	4CNC03R	4CNC04L	4CNC04R
FFD74K. 72 20	\$3875	3875	4089	4089	4408	4408

Step 10. Case Finish

Solid-Color Laminate

For 48" wide (48), 60" wide (60), or 72" wide (72) with laminate case/front (L), or laminate case/veneer front (C)

8Q	folkstone grey <input type="checkbox"/>	+\$0
91	white <input type="checkbox"/>	+\$0
CL	cool grey neutral <input type="checkbox"/>	+\$0
LU	soft white <input type="checkbox"/>	+\$0
WL	sandstone <input type="checkbox"/>	+\$0
WN	warm grey neutral <input type="checkbox"/>	+\$0

Wood-Grain Laminate

For 48" wide (48) or 60" wide (60) with laminate case/front (L), or laminate case/veneer front (C)

HM	natural maple <input type="checkbox"/>	+\$0
HP	light anigre <input type="checkbox"/>	+\$0
LBA	clear on ash	+\$0
LBB	oak on ash	+\$0
LBC	walnut on ash	+\$0
LBD	dark brown walnut	+\$0
LBE	medium red walnut	+\$0
76	light brown walnut <input type="checkbox"/>	+\$0
HX	aged cherry <input type="checkbox"/>	+\$0
HY	walnut on cherry <input type="checkbox"/>	+\$0

Step 11. Front Finish

Solid-Color Laminate

For laminate case/front (L)

8Q	folkstone grey <input type="checkbox"/>	+\$0
91	white <input type="checkbox"/>	+\$0
CL	cool grey neutral <input type="checkbox"/>	+\$0
LU	soft white <input type="checkbox"/>	+\$0
WL	sandstone <input type="checkbox"/>	+\$0
WN	warm grey neutral <input type="checkbox"/>	+\$0

Wood-Grain Laminate

For laminate case/front (L)

HM	natural maple <input type="checkbox"/>	+\$0
HP	light anigre <input type="checkbox"/>	+\$0
LBA	clear on ash	+\$0
LBB	oak on ash	+\$0
LBC	walnut on ash	+\$0
LBD	dark brown walnut	+\$0
LBE	medium red walnut	+\$0
76	light brown walnut <input type="checkbox"/>	+\$0
HX	aged cherry <input type="checkbox"/>	+\$0
HY	walnut on cherry <input type="checkbox"/>	+\$0

Powered Wood Low Credenza,
Doors with Drawers *continued*

Wood Veneer		
<i>For laminate case/veneer front (C)</i>		
2U	light brown walnut <input type="checkbox"/>	+\$0
40	dark brown walnut <input type="checkbox"/>	+\$0
ED	aged cherry <input type="checkbox"/>	+\$0
EK	medium red walnut <input type="checkbox"/>	+\$0
ET	clear on ash <input type="checkbox"/>	+\$0
EV	walnut on ash <input type="checkbox"/>	+\$0
UL	natural maple <input type="checkbox"/>	+\$0
UX	walnut on cherry <input type="checkbox"/>	+\$0

Step 12. Top Finish		
Solid-Color Laminate		
<i>For 3/8" laminate top (03)</i>		
8Q	folkstone grey <input type="checkbox"/>	+\$0
91	white <input type="checkbox"/>	+\$0
CL	cool grey neutral <input type="checkbox"/>	+\$0
LU	soft white <input type="checkbox"/>	+\$0
WL	sandstone <input type="checkbox"/>	+\$0
WN	warm grey neutral <input type="checkbox"/>	+\$0

Wood-Grain Laminate		
<i>For 3/8" laminate top (03)</i>		
HM	natural maple <input type="checkbox"/>	+\$0
HP	light anigre <input type="checkbox"/>	+\$0
LBA	clear on ash	+\$0
LBB	oak on ash	+\$0
LBC	walnut on ash	+\$0
LBD	dark brown walnut	+\$0
LBE	medium red walnut	+\$0
76	light brown walnut <input type="checkbox"/>	+\$0
HX	aged cherry <input type="checkbox"/>	+\$0
HY	walnut on cherry <input type="checkbox"/>	+\$0

Wood Veneer		
<i>For 3/8" veneer top (04)</i>		
2U	light brown walnut <input type="checkbox"/>	+\$0
40	dark brown walnut <input type="checkbox"/>	+\$0
ED	aged cherry <input type="checkbox"/>	+\$0
EK	medium red walnut <input type="checkbox"/>	+\$0
ET	clear on ash <input type="checkbox"/>	+\$0
EV	walnut on ash <input type="checkbox"/>	+\$0
UL	natural maple <input type="checkbox"/>	+\$0
UX	walnut on cherry <input type="checkbox"/>	+\$0

Step 13. Foot Finish		
8Q	folkstone grey <input type="checkbox"/>	+\$0
98	studio white <input type="checkbox"/>	+\$0
WL	sandstone <input type="checkbox"/>	+\$0

Bright Sand Texture Paint		
91	white <input type="checkbox"/>	+\$0
CL	cool grey neutral <input type="checkbox"/>	+\$0
G1	graphite <input type="checkbox"/>	+\$0
WN	warm grey neutral <input type="checkbox"/>	+\$0

Metallic Paint		
CN	metallic champagne <input type="checkbox"/>	+\$10
EH	metallic bronze <input type="checkbox"/>	+\$10
MS	metallic silver <input type="checkbox"/>	+\$10

Step 14. Pull Finish		
<i>For arc pull (A.)</i>		
NH	brushed nickel <input type="checkbox"/>	+\$0
NK	black nickel <input type="checkbox"/>	+\$0

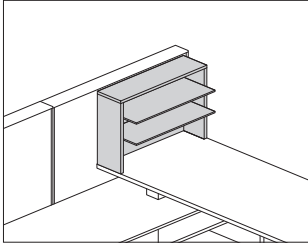
<i>For bar pull (K.)</i>		
8Q	folkstone grey	+\$0
91	white	+\$0
G1	graphite <input type="checkbox"/>	+\$0
WL	sandstone <input type="checkbox"/>	+\$0
CN	metallic champagne <input type="checkbox"/>	+\$5
MS	metallic silver <input type="checkbox"/>	+\$5
79	green apple <input type="checkbox"/>	+\$15
MY3	yellow oxide <input type="checkbox"/>	+\$15
RO	red <input type="checkbox"/>	+\$15
TRQ	turquoise <input type="checkbox"/>	+\$15

Step 15. Counterweight		
NO	no counterweight <input type="checkbox"/>	+\$0
CB	counterweight <input type="checkbox"/>	+\$70

Step 16. Lock Option		
KA	keyed alike <input type="checkbox"/>	+\$0
KC	keyed differently, chrome <input type="checkbox"/>	+\$0
KD	keyed differently, black <input type="checkbox"/>	+\$0

Open Shelf Organizer

FF900.



Product Information

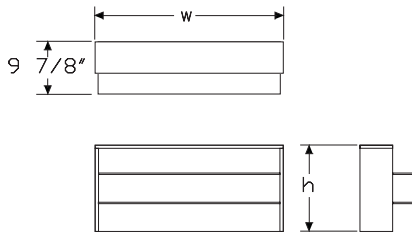
Description

This organizer sits on a surface or credenza to provide open storage and organization of small items. It has a laminate or veneer case with aluminum shelves.

Notes

For additional product options, see Vary Easy Program® in Appendices.
 24", 30", and 36" widths match the depth of peninsula surfaces; 23" and 29" widths match the depth of standard surfaces.
 Order open shelf organizer divider (FF901.) separately.

Dimensions



Specification Information

Step 1.

FF900. A

Step 2. Height

13 12 1/2" high A

17 16 1/2" high A

24 23 1/2" high A

Step 3. Width

23 23" wide A

24 24" wide A

29 29" wide A

30 30" wide A

36 36" wide A

Step 4. Case Material

L laminate A

W veneer A

Prices for Steps 1-4.

		L	W
FF900. 13	23	\$750	1125
	24	\$750	1125
	29	\$778	1189
	30	\$778	1189
	36	\$808	1254
17	23	\$836	1302
	24	\$836	1302
	29	\$865	1364
	30	\$865	1364
	36	\$893	1427
24	23	\$922	1475
	24	\$922	1475
	29	\$950	1539
	30	\$950	1539
	36	\$978	1603

Open Shelf Organizer *continued*

Step 5. Top/Case/Edge Finish

Solid-Color Laminate

For laminate (L)

8Q	folkstone grey <input type="checkbox"/>	+\$0
91	white <input type="checkbox"/>	+\$0
98	studio white	+\$0
CL	cool grey neutral <input type="checkbox"/>	+\$0
LU	soft white <input type="checkbox"/>	+\$0
WL	sandstone <input type="checkbox"/>	+\$0
WN	warm grey neutral <input type="checkbox"/>	+\$0

Linen Laminate

For laminate (L)

LBM	crisp linen	+\$0
LBN	classic linen	+\$0
LBP	casual linen	+\$0

Mesh Laminate

For laminate (L)

LBK	pewter mesh	+\$0
LBL	steel mesh	+\$0

Twill Laminate

For laminate (L)

LBF	neutral twill	+\$0
LBG	sarum twill	+\$0
LBH	earthen twill	+\$0
LBJ	graphite twill	+\$0
LBQ	white twill	+\$0

Wood-Grain Laminate

For laminate (L)

HM	natural maple <input type="checkbox"/>	+\$0
HP	light anigre <input type="checkbox"/>	+\$0
LBA	clear on ash	+\$0
LBB	oak on ash	+\$0
LBC	walnut on ash	+\$0
LBD	dark brown walnut	+\$0
LBE	medium red walnut	+\$0
76	light brown walnut <input type="checkbox"/>	+\$0
HX	aged cherry <input type="checkbox"/>	+\$0
HY	walnut on cherry <input type="checkbox"/>	+\$0

Wood Veneer

For veneer (W)

2U	light brown walnut <input type="checkbox"/>	+\$0
40	dark brown walnut <input type="checkbox"/>	+\$0
ED	aged cherry <input type="checkbox"/>	+\$0
EK	medium red walnut <input type="checkbox"/>	+\$0
ET	clear on ash <input type="checkbox"/>	+\$0
EU	oak on ash <input type="checkbox"/>	+\$0
EV	walnut on ash <input type="checkbox"/>	+\$0
UL	natural maple <input type="checkbox"/>	+\$0
UX	walnut on cherry <input type="checkbox"/>	+\$0

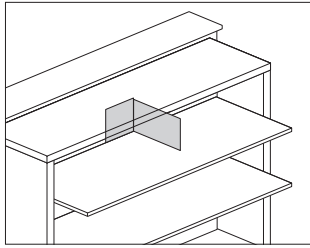
Step 6. Shelf Finish

Anodized Aluminum

AN	clear anodized aluminum <input type="checkbox"/>	+\$0
-----------	--	------

Open Shelf Organizer, Divider

FF901.



Product Information

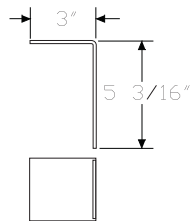
Description

This divider fits on an open shelf organizer to divide shelf space.
Package contains 2.

Notes

Order open shelf organizer (FF900.) separately.

Dimensions



Specification Information

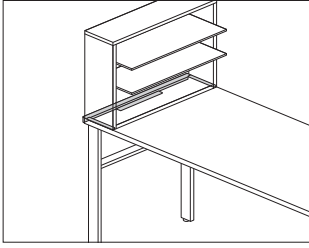
Step 1.

FF901. A \$114

Step 2. Surface Finish

AN clear anodized aluminum A +\$0

Open Shelf Organizer Attachment Bracket FF902.

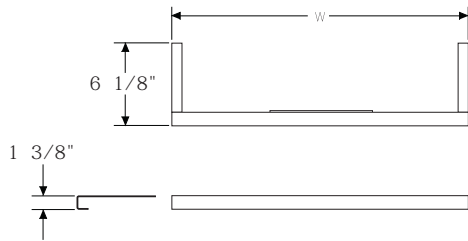


Product Information

Description
 This bracket attaches to the bottom of the open shelf organizer (FF900.) and secures it to the end of a work surface. It is used in applications where the open shelf organizer is not placed up against a frame or architectural wall.

Notes
 Specify bracket width to match open shelf organizer width.

Dimensions



Specification Information

Step 1.

FF902. A

Step 2. Width

- 23** 23" wide A
- 24** 24" wide A
- 29** 29" wide A
- 30** 30" wide A
- 36** 36" wide A

Prices for Steps 1-2.

FF902. 23	\$187
24	\$187
29	\$197
30	\$197
36	\$207

Step 3. Finish

8Q folkstone grey <input type="checkbox"/> A	+\$0
91 white <input type="checkbox"/> A	+\$0
98 studio white <input type="checkbox"/> A	+\$0
CL cool grey neutral <input type="checkbox"/> A	+\$0
LU soft white <input type="checkbox"/> A	+\$0
WL sandstone <input type="checkbox"/> A	+\$0
WN warm grey neutral <input type="checkbox"/> A	+\$0

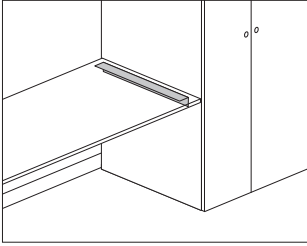
Canvas Office Landscape® Freestanding and Surface Attached Storage

Freestanding Storage

Attaching Storage

Accessories

Canvas Cabinet/Wall Attachment Bracket FV692.



Product Information

Description

This bracket attaches 1 end of a surface to a Canvas wood vertical storage cabinet or architectural wall, eliminating the need for a support leg. Finish is black. Attachment hardware included.

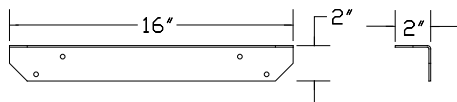
Notes

Supports a 20" or 24" deep surface.

20" deep surface can be attached to a 20" or 24" deep wood vertical storage cabinet or architectural wall.

24" deep surface can be attached to a 24" deep wood vertical storage cabinet or architectural wall.

Dimensions



Specification Information

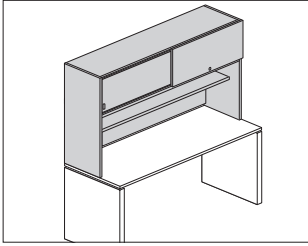
Step 1.

FV692.

\$62

Hutch, Full Enclosure

FV451.



Canvas Office Landscape® Attaching Storage

Product Information

Description
 This hutch attaches onto a surface to provide fully enclosed overhead storage. It is available in 2 heights; the 29"-high has a storage area with sliding doors, the 40"-high has a storage area with sliding doors and a shelf below. It has 2 types of sliding doors; a solid primary door with an optional lock encloses 1 side, and a painted or translucent secondary door encloses the other side. Both doors can slide the entire width of the hutch. The primary door can be locked on either side. Secondary door handle finish is anodized aluminum. The underside of hutch accepts a task light.

Notes

For additional product options, see Vary Easy® Program in Appendices. Installation requires field drilling through top of surface.

Grain direction is vertical on veneer and wood-grain laminate hutch door.

59"- and 60"-wide hutches have 1 primary and 1 secondary door. 65"- and 66"-wide hutches have 2 primary doors and 1 secondary door. 71"- and 72"-wide hutches have 2 primary and 2 secondary doors. Primary doors lock at the ends of the hutch only.

59"- and 60"-wide hutches have a center divider. 65"- and 66"-wide have 2 dividers and are divided as 1/3, 1/3, 1/3. 71"-, and 72"-wide hutches have 2 dividers and are divided as 1/4, 1/2, 1/4.

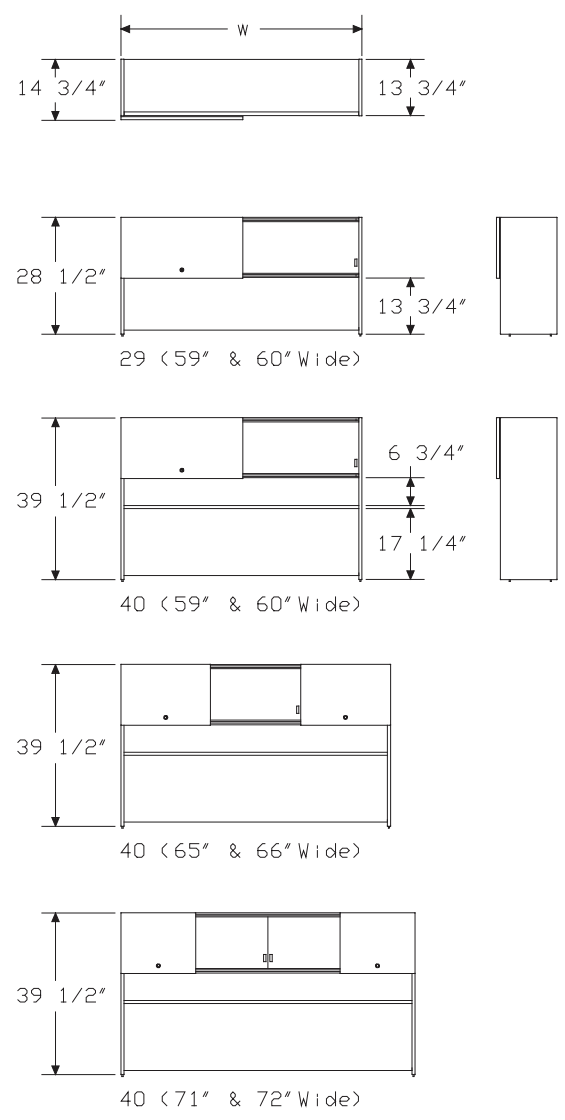
When attaching hutch to a rectangular surface or return, specify hutch width to match surface width. When attaching hutch to an extended corner surface or a corner application with a rectangular surface and return, specify hutch width 1" less than overall width.

Order optional task lights and accessories separately:

- Cord manager (FV984.)
- Performance task light (G6114.xxxxT)
- Utility task light (G6136.xxT)

For keyed-alike locks, see Keyed-Alike Information in Appendices.

Dimensions



Specification Information

Step 1.

FV451.

Step 2. Height

29 28½" high

40 39½" high

Step 3. Width

59 59" wide

60 60" wide

65 65" wide

66 66" wide

71 71" wide

72 72" wide

Step 4. Case/Primary Door Material

L laminate

C laminate case/veneer door **A**

W veneer **A**

Step 5. Secondary Door Material

A translucent plastic

P painted

Step 6. Lock

N no lock

L lock

Prices for Steps 1-6.

	LAN	LAL	LPN	LPL	CAN	CAL
FV451. 29 59	\$1890	1901	1807	1819	2200	2211
60	\$1890	1901	1807	1819	2200	2211
65	\$2023	2033	1933	1945	2345	2355
66	\$2023	2033	1933	1945	2345	2355
71	\$2153	2175	2061	2083	2488	2510
72	\$2153	2175	2061	2083	2488	2510
40 59	\$2116	2128	2025	2035	2464	2475
60	\$2116	2128	2025	2035	2464	2475
65	\$2265	2275	2166	2176	2624	2636
66	\$2265	2275	2166	2176	2624	2636
71	\$2412	2434	2307	2329	2786	2808
72	\$2412	2434	2307	2329	2786	2808

	CPN	CPL	WAN	WAL	WPN	WPL
FV451. 29 59	\$2105	2115	3739	3750	3576	3588
60	\$2105	2115	3739	3750	3576	3588
65	\$2243	2253	3984	3995	3811	3821
66	\$2243	2253	3984	3995	3811	3821
71	\$2380	2401	4229	4250	4045	4066
72	\$2380	2401	4229	4250	4045	4066
40 59	\$2356	2367	4188	4199	4005	4017
60	\$2356	2367	4188	4199	4005	4017
65	\$2511	2522	4462	4473	4267	4279
66	\$2511	2522	4462	4473	4267	4279
71	\$2665	2687	4735	4757	4530	4551
72	\$2665	2687	4735	4757	4530	4551

Step 7. Lock Option

For lock (L)

KA keyed alike +\$0

KC keyed differently, chrome +\$0

Step 8. Case/Stanchion Finish

Solid-Color Laminate

For 59" wide (59), 60" wide (60), 65" wide (65), 66" wide (66), 71" wide (71), or 72" wide (72) with laminate (L), or laminate case/veneer door (C)

8Q folkstone grey +\$0

91 white +\$0

98 studio white +\$0

CL cool grey neutral +\$0

LU soft white +\$0

WL sandstone +\$0

WN warm grey neutral +\$0

Linen Laminate

For 59" wide (59) or 60" wide (60) with laminate (L), or laminate case/veneer door (C)

LBM crisp linen +\$0

LBN classic linen +\$0

LBP casual linen +\$0

Mesh Laminate

For 59" wide (59) or 60" wide (60) with laminate (L), or laminate case/veneer door (C)

LBK pewter mesh +\$0

LBL steel mesh +\$0

Hutch, Full Enclosure *continued*

Twill Laminate
For 59" wide (59) or 60" wide (60) with laminate (L), or laminate case/veneer door (C)

LBF	neutral twill	+\$0
LBG	sarum twill	+\$0
LBH	earthen twill	+\$0
LBJ	graphite twill	+\$0
LBQ	white twill	+\$0

Wood-Grain Laminate
For 59" wide (59) or 60" wide (60) with laminate (L), or laminate case/veneer door (C)

HM	natural maple	+\$0
HP	light anigre	+\$0
LBA	clear on ash	+\$0
LBB	oak on ash	+\$0
LBC	walnut on ash	+\$0
LBD	dark brown walnut	+\$0
LBE	medium red walnut	+\$0
76	light brown walnut	+\$0
HX	aged cherry	+\$0
HY	walnut on cherry	+\$0

Wood Veneer
For veneer (W)

2U	light brown walnut A	+\$0
40	dark brown walnut A	+\$0
ED	aged cherry A	+\$0
EK	medium red walnut A	+\$0
ET	clear on ash A	+\$0
EU	oak on ash A	+\$0
EV	walnut on ash A	+\$0
UL	natural maple A	+\$0
UX	walnut on cherry A	+\$0

Step 9. Primary Door Finish

Solid-Color Laminate
For laminate (L)

8Q	folkstone grey	+\$0
91	white	+\$0
98	studio white	+\$0
CL	cool grey neutral	+\$0
LU	soft white	+\$0
WL	sandstone	+\$0
WN	warm grey neutral	+\$0

Linen Laminate
For laminate (L)

LBM	crisp linen	+\$0
LBN	classic linen	+\$0
LBP	casual linen	+\$0

Mesh Laminate
For laminate (L)

LBK	pewter mesh	+\$0
LBL	steel mesh	+\$0

Twill Laminate
For laminate (L)

LBF	neutral twill	+\$0
LBG	sarum twill	+\$0
LBH	earthen twill	+\$0
LBJ	graphite twill	+\$0
LBQ	white twill	+\$0

Wood-Grain Laminate
For laminate (L)

HM	natural maple	+\$0
HP	light anigre	+\$0
LBA	clear on ash	+\$0
LBB	oak on ash	+\$0
LBC	walnut on ash	+\$0
LBD	dark brown walnut	+\$0
LBE	medium red walnut	+\$0
76	light brown walnut	+\$0
HX	aged cherry	+\$0
HY	walnut on cherry	+\$0

Wood Veneer
For laminate case/veneer door (C) or veneer (W)

2U	light brown walnut A	+\$0
40	dark brown walnut A	+\$0
ED	aged cherry A	+\$0
EK	medium red walnut A	+\$0
ET	clear on ash A	+\$0
EU	oak on ash A	+\$0
EV	walnut on ash A	+\$0
UL	natural maple A	+\$0
UX	walnut on cherry A	+\$0

Hutch, Full Enclosure *continued*

Step 10. Secondary Door Finish

Translucent Plastic

For translucent plastic (A)

J9	opal frosted	+\$0
-----------	--------------	------

Sand Texture Paint

For painted (P)

8Q	folkstone grey	+\$0
98	studio white	+\$0
WL	sandstone	+\$0

Bright Sand Texture Paint

For painted (P)

91	white	+\$0
CL	cool grey neutral	+\$0
G1	graphite	+\$0
WN	warm grey neutral	+\$0

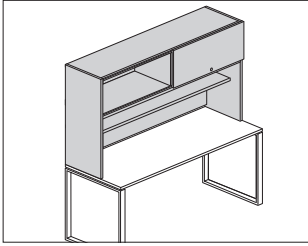
Metallic Paint

For painted (P)

CN	metallic champagne	+\$10
EH	metallic bronze	+\$10
MS	metallic silver	+\$10

Hutch, Partial Enclosure

FV450.



Canvas Office Landscape® Attaching Storage

Product Information

Description

This hutch attaches onto a surface to provide partially enclosed overhead storage. It is available in 2 heights; the 29"-high has a storage area with a sliding door, the 40"-high has a storage area with sliding door and a shelf below. The sliding door with optional lock encloses 1 side of the storage area and can be locked on either side. The back panel is raised 1 3/8" above the surface to provide routing of cords and cables. The underside of hutch accepts a task light.

Notes

For additional product options, see Vary Easy® Program in Appendices.

Installation requires field drilling through top of surface.

Grain direction is vertical on veneer and wood-grain laminate hutch door.

59"- and 60"-wide hutches have 1 door. 65", 66", 71"- and 72"-wide hutches have 2 doors.

59"- and 60"-wide hutches have a center divider. 65"- and 66"-wide have 2 dividers and are divided as 1/3, 1/3, 1/3. 71"-, and 72"-wide hutches have 2 dividers and are divided as 1/4, 1/2, 1/4.

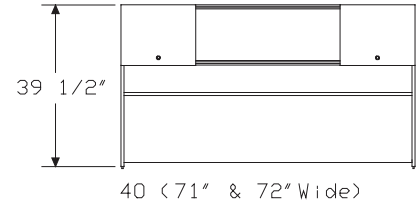
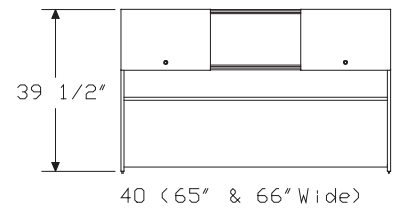
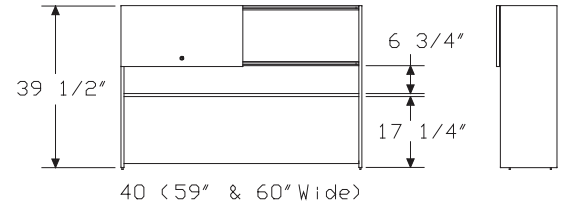
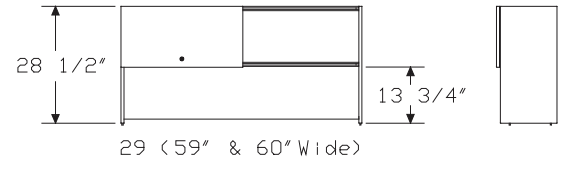
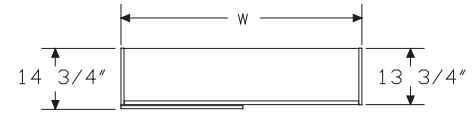
When attaching hutch to a rectangular surface or return, specify hutch width to match surface width. When attaching hutch to an extended corner surface or a corner application with a rectangular surface and return, specify hutch width 1" less than overall width.

Order optional task lights and accessories separately:

- Cord manager (FV984.)
- Performance task light (G6114.xxxxT)
- Utility task light (G6136.xxT)

For keyed-alike locks, see Keyed-Alike Information in Appendices.

Dimensions



Hutch, Partial Enclosure *continued*

Specification Information

Step 1.

FV450.

Step 2. Height

- 29** 28½" high
- 40** 39½" high

Step 3. Width

- 59** 59" wide
- 60** 60" wide
- 65** 65" wide
- 66** 66" wide
- 71** 71" wide
- 72** 72" wide

Step 4. Case/Door Material

- L** laminate
- C** laminate case/veneer door **A**
- W** veneer **A**

Step 5. Lock

- N** no lock
- L** lock

Prices for Steps 1-5.

	LN	LL	CN	CL	WN	WL
FV450. 29 59	\$1643	1655	1913	1924	3253	3263
60	\$1643	1655	1913	1924	3253	3263
65	\$1759	1770	2038	2051	3464	3475
66	\$1759	1770	2038	2051	3464	3475
71	\$1874	1895	2164	2186	3677	3699
72	\$1874	1895	2164	2186	3677	3699
40 59	\$1841	1851	2143	2153	3641	3653
60	\$1841	1851	2143	2153	3641	3653
65	\$1969	1980	2283	2294	3880	3891
66	\$1969	1980	2283	2294	3880	3891
71	\$2098	2120	2424	2444	4117	4140
72	\$2098	2120	2424	2444	4117	4140

Step 6. Lock Option

For lock (L)

- KA** keyed alike +\$0
- KC** keyed differently, chrome +\$0

Step 7. Case/Stanchion Finish

Solid-Color Laminate

For 59" wide (59), 60" wide (60), 65" wide (65), 66" wide (66), 71" wide (71), or 72" wide (72) with laminate (L), or laminate case/veneer door (C)

- 8Q** folkstone grey +\$0
- 91** white +\$0
- 98** studio white +\$0
- CL** cool grey neutral +\$0
- LU** soft white +\$0
- WL** sandstone +\$0
- WN** warm grey neutral +\$0

Linon Laminate

For 59" wide (59) or 60" wide (60) with laminate (L), or laminate case/veneer door (C)

- LBM** crisp linen +\$0
- LBN** classic linen +\$0
- LBP** casual linen +\$0

Mesh Laminate

For 59" wide (59) or 60" wide (60) with laminate (L), or laminate case/veneer door (C)

- LBK** pewter mesh +\$0
- LBL** steel mesh +\$0

Twill Laminate

For 59" wide (59) or 60" wide (60) with laminate (L), or laminate case/veneer door (C)

- LBF** neutral twill +\$0
- LBG** sarum twill +\$0
- LBH** earthen twill +\$0
- LBJ** graphite twill +\$0
- LBQ** white twill +\$0

Hutch, Partial Enclosure *continued*

Wood-Grain Laminate		
<i>For 59" wide (59) or 60" wide (60) with laminate (L), or laminate case/veneer door (C)</i>		
HM	natural maple	+\$0
HP	light anigre	+\$0
LBA	clear on ash	+\$0
LBB	oak on ash	+\$0
LBC	walnut on ash	+\$0
LBD	dark brown walnut	+\$0
LBE	medium red walnut	+\$0
76	light brown walnut	+\$0
HX	aged cherry	+\$0
HY	walnut on cherry	+\$0

Wood Veneer		
<i>For veneer (W)</i>		
2U	light brown walnut A	+\$0
40	dark brown walnut	+\$0
ED	aged cherry A	+\$0
EK	medium red walnut	+\$0
ET	clear on ash A	+\$0
EU	oak on ash A	+\$0
EV	walnut on ash A	+\$0
UL	natural maple A	+\$0
UX	walnut on cherry	+\$0

Step 8. Door Finish

Solid-Color Laminate		
<i>For laminate (L)</i>		
8Q	folkstone grey	+\$0
91	white	+\$0
98	studio white	+\$0
CL	cool grey neutral	+\$0
LU	soft white	+\$0
WL	sandstone	+\$0
WN	warm grey neutral	+\$0

Linen Laminate		
<i>For laminate (L)</i>		
LBM	crisp linen	+\$0
LBN	classic linen	+\$0
LBP	casual linen	+\$0

Mesh Laminate		
<i>For laminate (L)</i>		
LBK	pewter mesh	+\$0
LBL	steel mesh	+\$0

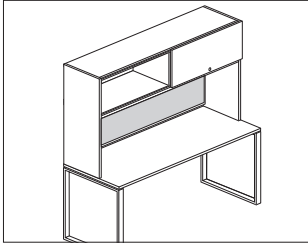
Twill Laminate		
<i>For laminate (L)</i>		
LBF	neutral twill	+\$0
LBG	sarum twill	+\$0
LBH	earthen twill	+\$0
LBJ	graphite twill	+\$0
LBQ	white twill	+\$0

Wood-Grain Laminate		
<i>For laminate (L)</i>		
HM	natural maple	+\$0
HP	light anigre	+\$0
LBA	clear on ash	+\$0
LBB	oak on ash	+\$0
LBC	walnut on ash	+\$0
LBD	dark brown walnut	+\$0
LBE	medium red walnut	+\$0
76	light brown walnut	+\$0
HX	aged cherry	+\$0
HY	walnut on cherry	+\$0

Wood Veneer		
<i>For laminate case/veneer door (C) or veneer (W)</i>		
2U	light brown walnut A	+\$0
40	dark brown walnut	+\$0
ED	aged cherry A	+\$0
EK	medium red walnut	+\$0
ET	clear on ash A	+\$0
EU	oak on ash A	+\$0
EV	walnut on ash A	+\$0
UL	natural maple A	+\$0
UX	walnut on cherry	+\$0

Tackboard

FV980.



Product Information

Description

This tackboard attaches below a hutch or to an architectural wall.

Notes

For additional product options, see Vary Easy® Program in Appendices.

For hutch-mount option (HM), match tackboard width to hutch width.

Vary Easy Program offers the tackboard in 15"- to 30"-high in 1" increments and 24"-72"-wide in 1" increments

Tackboard accepts Customer's Own Material (COM). Yardage is estimated for directional, 54"-wide fabrics.

For hutch mounted (HM) with tackable fabric, horizontal (R)

Width—Yardage

59", 60"—1.86

65", 66"—2.02

71", 72"—2.19

For wall mounted (WM) with tackable fabric (T)

Height—Yardage

12"—.58

16"—.69

23"—.88

24"—.91

30"—1.05

For wall mounted (WM) with tackable fabric, horizontal (R)

Width—Yardage

24"—.91

30"—1.08

36"—1.25

42"—1.41

48"—1.58

54"—1.75

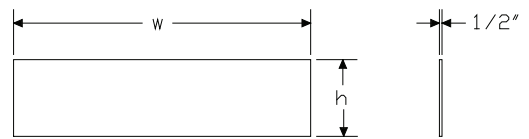
60"—1.91

66"—2.08

72"—2.25

For information on multiple quantities or nondirectional fabrics, contact COM Department. See Order Information in Appendices.

Dimensions



Specification Information	
Step 1.	
FV980.	
Step 2. Mount Option	
HM	hutch mounted
WM	wall mount
Step 3. Height	
<i>For hutch mounted (HM)</i>	
12	12" high
15	15" high
<i>For wall mount (WM)</i>	
12	12" high
16	16" high
23	23" high
24	24" high
29	28½" high
Step 4. Width	
<i>For hutch mounted (HM)</i>	
59	59" wide
60	60" wide
65	65" wide
66	66" wide
71	71" wide
72	72" wide
<i>For wall mount (WM)</i>	
24	24" wide
30	30" wide
36	36" wide
42	42" wide
48	48" wide
54	54" wide
60	60" wide
66	66" wide
72	72" wide

Step 5. Surface Material	
<i>For 24" wide (24), 30" wide (30), 36" wide (36), 42" wide (42), or 48" wide (48)</i>	
T	tackable fabric
R	tackable fabric, horizontal
<i>For 54" wide (54), 59" wide (59), 60" wide (60), 65" wide (65), 66" wide (66), 71" wide (71), or 72" wide (72)</i>	
R	tackable fabric, horizontal

Prices for Steps 1-5.							
		24T	24R	30T	30R	36T	36R
FV980. WM	12	\$128	128	160	160	188	188
	16	\$152	152	183	183	214	214
	23	\$272	272	304	304	333	333
	24	\$272	272	304	304	333	333
	29	\$307	307	340	340	371	371
		42T	42R	48T	48R	54R	59R
FV980. HM	12	—	—	—	—	—	\$317
	15	—	—	—	—	—	\$328
	WM 12	\$222	222	257	257	304	—
	16	\$247	247	280	280	328	—
	23	\$368	368	402	402	485	—
	24	\$368	368	402	402	485	—
	29	\$404	404	436	436	521	—
		60R	65R	66R	71R	72R	
FV980. HM	12	\$317	328	328	340	340	
	15	\$328	340	340	353	353	
	WM 12	\$317	—	328	—	340	
	16	\$340	—	353	—	364	
	23	\$497	—	510	—	521	
	24	\$497	—	510	—	521	
	29	\$533	—	546	—	557	

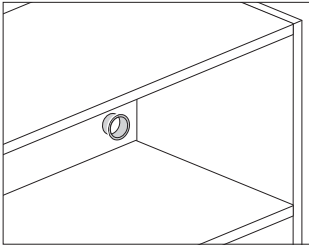
Step 6. Fabric

See application chart and textiles list for fabric usage and numbers.
 First 2 digits of number indicate fabric line; remaining digit(s) indicate fabric color.

	12	15	16	23	24
Price Category 1	+\$0	0	0	0	0
Price Category 2	+\$19	21	21	25	25
Price Category 3	+\$33	37	37	42	42
Price Category 4	+\$51	55	55	66	66
Price Category B	+\$35	41	41	52	54
Price Category C	+\$47	56	56	72	74
Price Category D	+\$60	71	71	91	94
Price Category E	+\$72	86	86	110	114
				29	
Price Category 1					+\$0
Price Category 2					+\$31
Price Category 3					+\$49
Price Category 4					+\$73
Price Category B					+\$63
Price Category C					+\$86
Price Category D					+\$108
Price Category E					+\$131

Grommet Kit, Storage

FV983.



Product Information

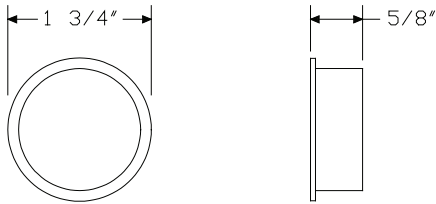
Description

This grommet kit allows cords and cables to be routed through a storage cabinet. Includes a template for proper placement. Package of 6.

Notes

Grommet kit requires field-drilling of cabinet.

Dimensions



Specification Information

Step 1.

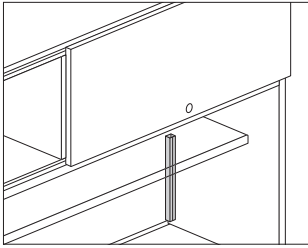
FV983. \$71

Step 2. Grommet Finish

A	light finish	+\$0
B	medium finish	+\$0
C	dark finish	+\$0

Cord Manager

FV984.

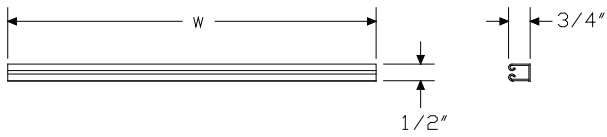


Product Information

Description

This cord manager routes a cord from the underside of a hutch to the surface when a task light is attached. Color is black. Package of 6.

Dimensions



Specification Information

Step 1.

FV984.

Step 2. Height

12 12" high

24 24" high

30 29 1/2" high

Prices for Steps 1-2.

FV984. 12	\$61
24	\$93
30	\$113

Index by Product Name

Canvas Office Landscape® Freestanding and Surface Attached Storage

Canvas Cabinet/Wall Attachment Bracket	page(s) 211
Cord Manager	223
Grommet Kit, Storage	222
Hutch, Full Enclosure	212
Hutch, Partial Enclosure	216
Tackboard	219

Canvas Office Landscape® Metal Storage

Canvas Vertical Tower Attachment Bracket	page(s) 35
Connect™ - S310 Electrical Unit with Connect Modular Connection	100
Connect™-Block Connector, 4-Circuit	104
Connect™-Junction Block to Junction Block Jumper, 4-Circuit	102
Connect™-Power Entry, 4-Circuit	101
Credenza Cushion Top	94
Credenza Top for Metal Credenza	92
Drawer Divider for Box Drawer	22
Drawer Organizer Kit	23
File Compressor	25
File Drawer Organizer	12, 26, 108
Front-to-Back Filing Rail	9, 105
Meridian® Vertical Tower Attachment Bracket	37
Metal Credenza Shelf	89
Metal Freestanding Lateral File	5
Metal Freestanding Pedestal	13
Metal High Credenza, Open	67
Metal High Credenza, with Doors	69
Metal Low Credenza, Doors with Drawers	59
Metal Low Credenza, Open	38
Metal Low Credenza, Open with Drawers	51
Metal Low Credenza, with Doors	41
Metal Low Credenza, with Drawers	46
Metal Mobile Pedestal	17
Metal Vertical Tower, Thin Top	27
Metal Vertical Tower, Thin Top Side Facing Bookcase	32
Movable Divider	11, 107
Open Shelf Organizer	109
Open Shelf Organizer, Divider	111
Pari Screen, Storage Attached	90
Pedestal Cushion Top	20
Pencil Tray for Box Drawer	21
Powered Metal Low Credenza, Doors with Drawers	83
Powered Metal Low Credenza, Open with Drawers	76
Powered Metal Low Credenza, with Drawers	72
Powered Storage Cable Cover	97
Powered Storage Distributor Cover	99
Powered Storage Ganging Bracket Kit	96

Side-to-Side Filing Rail	10, 106
Stationary Tray for Box Drawer	24
Support Bracket, Low Credenza-to-Frame	95
Tu® Storage Tower Attachment Bracket	36

Canvas Office Landscape® Wood Storage

Canvas Cabinet/Wall Attachment Bracket	page(s) 137
Connect™ - S310 Electrical Unit with Connect Modular Connection	190
Connect™-Block Connector, 4-Circuit	200
Connect™-Junction Block to Junction Block Jumper, 4-Circuit	198
Connect™-Power Entry, 4-Circuit	191
Credenza Cushion Top	180
Credenza Top for Wood Credenza	178
Open Shelf Organizer	205
Open Shelf Organizer Attachment Bracket	208
Open Shelf Organizer, Divider	207
Pari Screen, Storage Attached	176
Pedestal Cushion Top	128
Powered Storage Cable Cover	182
Powered Storage Distributor Cover	186
Powered Storage Ganging Bracket Kit	181
Powered Wood Low Credenza, Doors with Drawers	201
Powered Wood Low Credenza, Open with Drawers	192
Powered Wood Low Credenza, with Drawers	187
Support Bracket, Low Credenza-to-Frame	175
Wood Credenza Shelf	184
Wood Freestanding Bookcase	138
Wood Freestanding Lateral File	115
Wood Freestanding Pedestal	119
Wood High Credenza, Open	168
Wood High Credenza, with Doors	171
Wood Low Credenza, Doors with Drawers	162
Wood Low Credenza, Open	142
Wood Low Credenza, Open with Drawers	155
Wood Low Credenza, with Doors	146
Wood Low Credenza, with Drawers	150
Wood Mobile Pedestal	124
Wood Vertical Storage Cabinet, Thin Top	129

Index by Product Number

FF10A. Wood Freestanding Pedestal	page(s) 119	FM74A. Metal Low Credenza, Doors with Drawers	59
FF10K.		FM74K.	
FF11A. Wood Mobile Pedestal	124	FM800. Metal High Credenza, Open	67
FF11K.		FM80A. Metal High Credenza, with Doors	69
FF20A. Wood Freestanding Lateral File	115	FM80K.	
FF20K.		FM890. Credenza Top for Metal Credenza	92
FF300. Wood Freestanding Bookcase	138	FM892. Metal Credenza Shelf	89
FF50M. Wood Vertical Storage Cabinet, Thin Top	129	FM893. Pedestal Cushion Top	20
FF800. Wood High Credenza, Open	168	FM90A. Metal Vertical Tower, Thin Top	27
FF81A. Wood High Credenza, with Doors	171	FM90K.	
FF81K.		FM91A. Metal Vertical Tower, Thin Top Side Facing Bookcase	32
FF890. Credenza Top for Wood Credenza	178	FM91K.	
FF891. Credenza Cushion Top	94, 180	FM920. Front-to-Back Filing Rail	9, 105
FF892. Wood Credenza Shelf	184	FM921. Side-to-Side Filing Rail	10, 106
FF893. Pedestal Cushion Top	128	FM922. Movable Divider	11, 107
FF900. Open Shelf Organizer	109, 205	FM923. File Drawer Organizer	12, 26, 108
FF901. Open Shelf Organizer, Divider	111, 207	FM924. Pencil Tray for Box Drawer	21
FF902. Open Shelf Organizer Attachment Bracket	208	FM925. Drawer Divider for Box Drawer	22
FFC700 Wood Low Credenza, Open	142	FM926. Drawer Organizer Kit	23
FFC71A Wood Low Credenza, with Doors	146	FM927. Stationary Tray for Box Drawer	24
FFC71K		FM928. File Compressor	25
FFC72A Wood Low Credenza, with Drawers	150	FM929. Movable Divider	11, 107
FFC72K		FM930. Canvas Vertical Tower Attachment Bracket	35
FFC73A Wood Low Credenza, Open with Drawers	155	FMP72A Powered Metal Low Credenza, with Drawers	72
FFC73K		FMP72K	
FFC74A Wood Low Credenza, Doors with Drawers	162	FMP73A Powered Metal Low Credenza, Open with Drawers	76
FFC74K		FMP73K	
FFD72A Powered Wood Low Credenza, with Drawers	187	FMP74A Powered Metal Low Credenza, Doors with Drawers	83
FFD72K		FMP74K	
FFD73A Powered Wood Low Credenza, Open with Drawers	192	FPS910 Powered Storage Cable Cover	97, 182
FFD73K		FPS911 Powered Storage Distributor Cover	99, 186
FFD74A Powered Wood Low Credenza, Doors with Drawers	201	FT292. Support Bracket, Low Credenza-to-Frame	95, 175
FFD74K		FV360. Pari Screen, Storage Attached	90, 176
FM10A. Metal Freestanding Pedestal	13	FV450. Hutch, Partial Enclosure	216
FM10K.		FV451. Hutch, Full Enclosure	212
FM11A. Metal Mobile Pedestal	17	FV692. Canvas Cabinet/Wall Attachment Bracket	137, 211
FM11K.		FV980. Tackboard	219
FM20A. Metal Freestanding Lateral File	5	FV983. Grommet Kit, Storage	222
FM20K.		FV984. Cord Manager	223
FM700. Metal Low Credenza, Open	38	LG692 Tu® Storage Tower Attachment Bracket	36
FM71A. Metal Low Credenza, with Doors	41	MTAB. Meridian® Vertical Tower Attachment Bracket	37
FM71K.		PS900 Powered Storage Ganging Bracket Kit	96, 181
FM72A. Metal Low Credenza, with Drawers	46	Y1329. Connect™ - S310 Electrical Unit with Connect Modular Connection	100, 190
FM72K.		Y1351. Connect™-Power Entry, 4-Circuit	101, 191
FM73A. Metal Low Credenza, Open with Drawers	51		
FM73K.			

Index by Product Number *continued*

Index: Product Number

Y1353. Connect™-Junction Block to Junction Block Jumper, 4-Circuit	102, 198
Y1354. Connect™-Block Connector, 4-Circuit	104, 200

20-Day or Less/Assigned Lead-Time Order Information

20-Day or Less and Assigned Lead-Time Programs

20-day or less and assigned lead-time products are designed for established Herman Miller dealers with pre-approved credit.

Products are distributed from multiple manufacturing facilities across the United States. All products and options not designated by an Assigned Lead-Time icon **A** will ship in 20 business days or less after being acknowledged by Herman Miller. Products and options designated by an **A** are on the assigned lead-time program and will ship in 20 days, less than 20 days, or more than 20 days from order acknowledgement.

Ordering Procedure

Please place orders through Order Manager. If this is not available to you, place orders through mail or fax. Verbal purchase orders will not be accepted.

Order Entry fax number for Passage®, 5000 Series, and Meridian® Filing and Storage: (616) 846 9236.

Order Entry fax number for all other products:
(616) 654 3085.

For more information, contact your Customer Care representative at:
(866) 854 3048 EXT 3400.

Shipments and Delivery

Per Herman Miller Terms and Conditions.

Changes and Cancellation

Per Herman Miller Terms and Conditions.



Keyed-Alike Information

Keyed-Alike Locks

All components with locks may be specified keyed alike. Products with keyed-alike locks will be shipped with lock chassis installed.

Installation of lock cylinders will be on-site according to instructions provided. Herman Miller, Inc., will not be responsible for lock cylinder installation.

When specifying product keyed-alike, include separate lines on your order for the lock cylinders.

For Action Office®, Ethospace®, Passage®, Quadrant®, Resolve®, and Supplemental products, list cylinder part number and key number (232092-XXX); select a key number (or numbers) between 226 and 427, excluding numbers 408 and 412.

The following products require a different lock cylinder part number. Specify UKY001-XXX for these products only; select a key number (or numbers) between 226 and 427, excluding numbers 408 and 412.

- A3013.
- A3053.
- G5180.
- G5181.
- G5280.

The keys provided in 232092-XXX and UKY001-XXX kits work with either cylinder type, provided the key numbers match.

For Tu® Storage, Canvas Office Landscape®, 5000 Series, and Meridian® Storage, see the following charts.

Keyed-alike locks are field installed.

To order keyed-alike locks for Action Office® Series 1 and 2 door panels, please contact Customer Care.

A master key can be used to open any lock on an attached or freestanding component. In addition, a removal key or lock change tool is required to remove lock plugs. Customers interested in ordering master keys, removal keys, or lock change tools should contact Customer Care.

For Canvas overhead and lower storage units, specify as follows:

Specification Code	Part Number	Color	Lock Series
KA	1B2JK7-XXX ¹	chrome	UM series 226-427

For Meridian Storage, Tu Storage, and 5000 Series desk components with pedestals, specify as follows:

Specification Code	Key Number	Color	Lock Series
KA	232092-XXX ¹	black	UM series 226-427
KA	1B2JK7-XXX ¹	chrome	UM series 226-427

For 5000 Series flipper door unit with bezel or credenza storage cabinet with bezel, specify as follows:

Specification Code	Key Number	Color	Lock Series
KA	232092-XXX ¹	black	UM series 226-427

Key Number:

XXX¹ = a key number between 226 and 427 (excluding 408 and 412)



Vary Easy Program

Program Overview

Vary Easy is a program designed to help dealers specify standard products with a larger breadth of options. For example, depending on the type of product being specified, choices include additional size, finish, edge types, and cable management features. Vary Easy 3D, specIT, and third-party text-based specification packages support the Vary Easy program. Vary Easy 3D enables designers to create a 3D image, CAD symbols, and a price book page. A Vary Easy product number is assigned for each product as the user selects specific options. Once the product is completely specified, the order can be submitted via Kiosk's Order Manager or a dealer's business system.

Accessing and Specifying Vary Easy

To view the full product vocabulary, go to the Vary Easy Product Offering on Kiosk. To specify Vary Easy, go to the Vary Easy 3D website on Kiosk, specIT, or your third-party text-based specification package.

Once you've made your product line selection, continue to follow through each option and enter the specific options that represent the product you need. When the product is fully specified, Vary Easy will generate an orderable product number and instantly calculate a price.

Note: Failure to completely specify a product will cause a delay in order acknowledgements. Be sure to make a selection for all options offered.

The acknowledgement process for Vary Easy products is the same as for any standard order. Vary Easy products ship with a standardized lead time and are competitively priced.

For more information, contact your Customer Care Line at (866) 854 3048 EXT 3400.



Customer's Own Material/ Customer's Own Leather Order Information — Cushion Tops

Customer's Own Material/Customer's Own Leather

Program Overview

The Customer's Own Material (COM) and Customer's Own Leather (COL) program gives you the option of using textiles other than those listed. Herman Miller will test textiles for application to Herman Miller products and will process orders for those with approved COM/COL textiles only. COM/COL are assigned lead time textiles.

Omni lists an overview of fabrics and leathers that have been tested and indicates whether or not they were approved for application to Herman Miller products.

Specific information on the terms and conditions, testing, approval, and ordering process for COM/COL is listed below. Questions about the COM/COL program and requests for assistance may be directed to your COM representative at:

(616) 654 3400

(866) 854 3048 EXT 6543400

Customer's Own Material/Customer's Own Leather Warranty

Herman Miller does not warrant COM/COL textiles. COM/COL textiles are tested for application only; they are not tested for performance. The Herman Miller warranty does apply to the underlying products.

Suppliers of COM/COL textiles are responsible for color consistency within commercial tolerances, UV stability, and resistance to soiling and perspiration.

Customer's Own Material/Customer's Own Leather Pricing

COM is a Category 1 fabric. There are no application charges for COM fabrics. COL is a Category 7 textile; refer to prices on specific products to determine the application charge.

Ordering and payment for COM/COL textile yardage are the responsibility of the customer and the textile supplier.

If desired, Herman Miller will purchase COM textiles directly from True Textiles, C.F. Stinson, Luna Textiles, Maharam, and Momentum Textiles to simplify ordering and shipment. For this service, refer to the Supplier Connection program.

Application Note

Herman Miller does not guarantee that Customer's Own Material (COM) fabric patterns will align across panels/tiles or from one screen to the next. We also do not guarantee that COM fabric designs will be positioned consistently in the same location across several panels, tiles, or screens.

Textile Approval

1. Select a COM/COL textile.
2. If your textile is not listed on Omni, obtain a test number from a COM representative at (616) 654 3400. You can also submit your request within Omni. Please have the following information ready before calling: textile name, number, pattern, and the product you will apply it to.
3. Herman Miller will notify you of approval or disapproval within 4 days from receipt of the test yardage.

Customer's Own Material/ Customer's Own Leather Order Information — Cushion Tops

continued

Ordering Products with COM/COL

1. Refer to the specific products to determine the yardage required for COM/COL textiles.
2. If your textile is not listed on Omni, call a COM representative at (616) 654 3400 or (866) 854 3048 EXT 6543400. The representative will assign an identification number for your textile (ID#) and will verify yardage requirements for your order. Yardage requirements are based on directional, 54"-wide textiles. Additional yardage may be needed due to the unique characteristics of a textile.
3. Enter your order on Order Manager in Omni.
4. Upon receipt of your purchase order, Herman Miller will send you a PO acknowledgment.
5. Arrangements must be made for the textiles to be shipped from the supplier to Herman Miller for application to the seating products. See Omni for shipping procedures and current shipping addresses or contact a COM representative at (616) 654 3400 or (866) 854 3048 EXT 6543400.

Products will be scheduled for production when COM/COL textiles are received at Herman Miller. Standard lead times in effect at that time will apply.

Note: If textiles are to be purchased directly by Herman Miller through the Supplier Connection program, Herman Miller will handle the ordering and shipping process and will schedule your order for production upon receipt of your purchase order (dependent on textile availability). Refer to the Supplier Connection program for more information.

Supplier Connection

Program Overview

The Supplier Connection program is a service offered by Herman Miller to purchase approved COM textiles directly from True Textiles, C.F. Stinson, Luna Textiles, Maharam, and Momentum Textiles. When you select a textile through this program, Herman Miller will facilitate the ordering, scheduling, and shipment of the textile directly with the supplier.

Suppliers included in the Supplier Connection program keep an active inventory of textiles that are pre-approved for application to Herman Miller products. Pre-approval applies only to the suitability of a textile for manufacturing and application to a Herman Miller product. Omni provides an overview of fabrics that have been tested and indicates whether or not they were approved for application to Herman Miller products.

Specific information on the terms and conditions, testing, approval, and ordering process for the Supplier Connection program is listed below. Questions and requests for assistance may be directed to your COM representative at:

(616) 654 3400
(866) 854 3048 EXT 6543400

Supplier Connection Warranty

Textiles purchased by Herman Miller through the Supplier Connection program are COM and are not warranted by Herman Miller. COM textiles are tested for application only; they are not tested for performance. The Herman Miller warranty does apply to the underlying products.

Suppliers of COM textiles are responsible for color consistency within commercial tolerances, UV stability, and resistance to soiling and perspiration.

Customer's Own Material/ Customer's Own Leather Order Information — Cushion Tops

continued

Supplier Connection Pricing

Textiles purchased by Herman Miller through the Supplier Connection program are COM. COM is a Category 1 fabric. There are no application charges for COM fabrics.

Payment for textiles purchased by Herman Miller through the Supplier Connection program is the responsibility of the customer or dealer. Herman Miller will invoice the order at the supplier's prices published at the time of the order.

Textile Approval

1. Refer to Omni to identify the approval status of the textile. If your textile is not listed, contact the COM Department to request testing for application to Herman Miller products.
2. Herman Miller will notify you of approval or disapproval in approximately 4 days from receipt of the test yardage. If the textile is approved, it will be assigned a COM identification number.

Ordering Products with Supplier Connection COM

1. Identify and include the following information on your purchase order:
 - Product number and option
 - Herman Miller's COM identification number
2. Enter your order on Order Manager in Omni.
3. Upon receipt of the purchase order, Herman Miller will process your order and send you a PO acknowledgment. Herman Miller will determine the yardage required to produce your product and will order and schedule for delivery the required textile. Standard lead times in effect at the time the textile is allocated at the supplier will apply to products ordered through this program.



Proprietary Textiles Application Chart – Seating

• Available

[A] Assigned lead-time textile.

See following page for exception notes.

[N] Non-woven textile.

	New Aeron® Chairs	Classic Aeron Work Chairs/Stools	Classic Aeron Armchairs/Arm Kit	Mirra® 2 Chairs/Stools	Celle® Chairs	Embody® Chairs	Sayl® Work Chairs/Stools	Sayl Side Chairs	Setu® Chairs/Stools	Setu Lounge Chair/Ottoman	Ergon 3® Chairs	Ergon 3/Equa 2® Adjustable Arm Kit	Equa 2 Fully Upholstered Chairs/Stools	Equa 2 Split-Pad Upholstered Chairs/Stools	Aside® Chairs	Caper® Chairs/Stools	Locale® Bench Cushion	Public® Office Landscape Back	Public Office Landscape Seat	Swoop™ Lounge Seating - Fully Upholstered	Swoop Lounge Seating - Plywood	Cushion Tops	Workspaces
Price Category 1																							
COM Customer's Own Material [A]				14		1	1			1		1	1	1						1	1	1	1
231__ 8Z Pellicle®	•																						
1A7__ AireWeave 2			•																				
3P__ ColorGuard [N]				15		•	22			2			3	8			•			•	•	•	•
8T__ Crossing				•					•	•		•	•	•			•			•	•	•	•
6V__ Flexnet™																•							
95__ Gem				14					•	•	•		•				•			•	•	•	•
4W__ Lyris 2™									•	•													
3D__ Pellicle® Classic (3V__)		7																					
Price Category 2																							
92__ Crepe					•	•	•		•	•		•	•	•			•			•	•	•	•
1LM__ Loom				14		•	•										•		•		•	•	•
1HA__ Medley				14		•	•	22		•		•	•				•	•		•	•	•	•
3A__ Moiré				14		•	•	22	•	•	•		•	•	•							•	•
4M__ Pellicle Tuxedo (4Q__)		•																					
4E__ Pellicle Waves (4F__)		•																					
30__ Rhythm					•	23	•	•					•	•			•			•	•	•	•
8R__ Twist					•	•	•		•	•			•	•			•			•	•	•	•
Price Category 3																							
70__ Bento						•	•		•	2		•	•	8									•
8M__ Latitude™				23		•	•						3							•	•		
8U__ Stitches					•	•	•		•	•		•	•	•			•			•	•	•	•
Price Category 4																							
7Y__ Bingo [N]						•	•		•	2			3	8			•						•
213__ Mercer				14		•	•	22												•	•	•	•
1A9__ Network																	•						
6J__ Plateau										•		•	•	•									•
6S__ Quilty				14		•	•									•				•		•	•
8Y__ Spools				14		21	•		•	•		•	•	•		•				•		•	•
22P__ Strata						21	22	•		•					•		•	•	•		•		
Price Category 5																							
No fabrics available at this time																							
Price Category 6																							
35__ Balance						•																	
Price Category 7																							
COL Customer's Own Leather [A]			1	14							1	1	1	1	8								1
Price Category 8																							
No fabrics available at this time																							
Price Category 9																							
21__ Leather			•	14								•	•	•	8						•	•	

Proprietary Textiles Application Chart – Seating

continued

• Available

[A] Assigned lead-time textile.

See below for exception notes.

[N] Non-woven textile.

Fire-Retardant Chairs/Fabrics

	Classic Aeron® Work Chairs/Stools	Mirra® 2 Chairs/Stools with Butterfly Back™	Celle® Chairs	Embody® Chairs	Sayl® Work Chairs/Stools	Sayl Side Chairs	Setu® Chairs/Stools	Setu Lounge Chair/Ottoman	Ergon 3® Chairs	Equa 2® Fully Upholstered Chairs/Stools	Equa 2 Split-Pad Upholstered Chairs/Stools	Aside® Chairs	Caper® Chairs/Stools	Swoop™ Lounge Seating - Fully Upholstered
Price Category 1														
COM Customer's Own Material [A]									1	1	1	1		
1A7__ AireWeave™ 2		•												
3P__ ColorGuard [N]			15	24	22			2		3	8			•
8T__ Crossing			14				•	•	•	•	•			•
6V__ Flexnet™													•	
95__ Gem			14		•		•	•	•	•	•			•
4W__ Lyris 2™						18	•							
3D__ Pellicle® Classic	•													
Price Category 2														
92__ Crepe			14		•	•				•	•	•		•
3A__ Moiré			14		•	•	•	•	•	•	•			
30__ Rhythm			14	16	24	•						8		•
8R__ Twist			14		•	•	•	•	•		•	8		•
Price Category 3														
70__ Bento					•	•		•				8		•
8M__ Latitude™				•	•	•								
8U__ Stitches			14		•	•		•	•	•	•	•		•
Price Category 4														
6J__ Plateau													•	
6S__ Quilty			14		•	•								•
Price Category 5														
No fabrics available at this time														
Price Category 6														
35__ Balance					17									
Price Category 9														
21__ Leather			14										8	

All foam and Proprietary Textiles on HermanMiller seating comply with California TB 117-2013.

Application Note: Herman Miller cannot guarantee material/pattern alignment in adjacent products. For example, a fabric's pattern may not align from one pedestal cushion top to the next, or from one chair to the next.

- 1 Refer to price book appendices and Kiosk for COM/COL information.
- 2 Available on all Ergon 3 chairs except for fabric back (FB) option.
- 3 Available on A-and B-size Equa 2 split-pad upholstered chairs.
- 5 Available on all Ambi chairs except for fabric back (FB) option.
- 7 Only available in 3D01 Graphite.
- 8 Only available on non-upholstered outer back (PB) option.
- 14 Available on Celle UC (upholstered seat) chairs.
- 15 Available on Celle HC (upholstered seat with protective edge) Chairs.
- 16 Only available in 3014 Black.

- 17 Only available in 3512 Carbon and 3513 Black.
- 18 Only available in 4W31 Graphite.
- 21 Not available on Sayl upholstered back work chairs.
- 22 Not available on Sayl side chairs with upholstered backs.
- 23 Available in select colors. Refer to "Proprietary Textile Colors - Seating" for color offering.
- 24 Not available on Sayl upholstered High-Back Work Chairs.

Proprietary Textile Colors – Seating

Price Category 1

Customer's Own Material
See Order Information in
Appendices.
Assigned lead-time textile. A

8Z Pellicle®
For New Aeron® Chairs
56% elastomeric
44% polyester
23101 Mineral
23102 Carbon
23103 Graphite

AireWeave™ 2
For Mirra® 2 Chairs
67% elastomeric
33% antimony-free polyester
1A701 Alpine
1A702 Slate Grey
1A703 Graphite
1A704 Lime Green
1A705 Cappuccino
1A706 Urban Orange
1A707 Dark Turquoise
1A708 Twilight

ColorGuard
54" wide
100% vinyl
3P01 Grey
3P02 Navy
3P03 Spruce A
3P04 Jade A
3P05 Natural A
3P08 Blueberry A
3P09 Coal A
3P12 Black Plum A
3P14 Black
3P15 New Burgundy A
3P17 Burgundy A
3P19 Slate
3P31 Horizon Blue A
3P33 Pumice
3P54 Candy Apple A
3P58 Beige A
3P66 Deep Clay A
3P72 Allspice A
3P90 Green Tea A
3P93 Camelback A
3P96 Manzanita A
3P97 Fudge A
3PB2 Sea Grass A
3PB5 Vizcaya Palm A
3PB9 Neptune A
3PC7 Bucksuede A
3PD4 Otter A

A Assigned lead-time color.

Crossing
54" wide
86% antimony-free polyester
14% polyester
8T03 Wicker
8T04 Porcelain
8T05 Warm Grey
8T06 Sepia
8T07 Pumpkin
8T08 Copper
8T09 Cranberry
8T10 Tomato
8T11 Mulberry
8T12 Plum
8T13 Green Apple
8T14 Loden
8T15 Spruce
8T16 Periwinkle
8T17 Cerulean
8T18 Indigo
8T19 Shale
8T20 Brownstone
8T21 Bark
8T22 Tin
8T23 Graphite
8T24 Black

Flexnet™
For Caper® Chairs
69% elastomeric
31% polyester
6V01 Black
6V02 Silver Grey

Gem
54" wide
100% antimony-free polyester
9501 Sesame
9502 Tangerine
9503 Red
9504 Red Violet
9505 Mulberry
9506 Java
9507 Twilight
9508 Bayou
9509 Iris
9510 Berry Blue
9511 Aqua Green
9512 Green Apple
9513 Spruce
9514 Black
9515 Slate Grey
9516 Fog

Lyris 2™
For Setu® Chairs
74% elastomeric
26% polyester
4W21 Alpine
4W22 Mango
4W23 Chartreuse
4W25 Berry Blue
4W26 Slate Grey
4W28 Chino
4W29 Rattan
4W30 Java
4W31 Graphite

Proprietary Textile Colors – Seating

continued

Price Category 1

continued

Pellicle® Classic

For Classic Aeron® chairs with a graphite or polished aluminum base.

70% elastomeric

30% polyester

3D01 Carbon

3D02 Lead

Pellicle Classic

For Classic Aeron chairs with a titanium base.

70% elastomeric

30% polyester

3V01 Zinc

3V03 Quartz

Price Category 2

Crepe

54" wide

100% recycled polyester

9201 Licorice

9203 Smoke

9207 Cherry

9209 Claret

9212 Raisin

9218 Aquamarine

9223 Cadet

9241 Beachglass

9243 Midnight

9244 Artichoke

9248 Warm White

9249 Stone

9250 Earth

9251 Fog

9252 Slate Grey

9253 Yellow Dark

9254 Coral

9255 Blush Grey

9256 Wild Berry

9257 Clover

9258 Caribbean

9259 Cerulean

9260 Brownstone

9261 Shale

9262 Graphite

9263 Tomato

9264 Green Apple

Loom

54" wide

100% polyester

1LM01 Linen

1LM02 Brown Sugar and Spice

1LM03 Brick and Mortar

1LM04 Salt and Pepper

1LM05 Black

1LM06 Lemongrass

1LM07 Poppy

1LM08 Wild Berry

1LM09 Loden

1LM10 Jade

1LM11 Deep Sea

Medley

54" wide

100% polyester

1HA01 Stone

1HA02 Trail

1HA03 Charcoal

1HA04 Cinder

1HA05 Citrus

1HA06 Papaya

1HA07 Chutney

1HA08 Tundra

1HA09 Feather Grey

1HA10 Chartreuse

1HA11 Loden

1HA12 Peacock

1HA13 Bayou

1HA14 Blue Grotto

1HA15 Blueberry

1HA22 Khaki

1HA23 Pewter

1HA24 Yellow Oxide

1HA25 Vintage Rose

1HA26 Raspberry

1HA27 Acai Berry

Moiré

54" wide

100% recycled polyester

3A01 Concrete

3A02 Biscotti

3A03 Rattan

3A04 Chambray

3A05 Fern

3A08 Violet

3A09 Zin

3A10 Curry

3A11 Spice

3A12 Cork

Pellicle® Tuxedo

For Classic Aeron chairs with a graphite or polished aluminum base.

64% elastomeric

36% polyester

4M01 Grey Black

4M02 Blue Black

Pellicle Tuxedo

For Classic Aeron chairs with a titanium base.

64% elastomeric

36% polyester

4Q01 White Gold

Pellicle Waves

For Classic Aeron chairs with a graphite or polished aluminum base.

68% elastomeric

32% polyester

4E01 Carbon

4E03 Platinum

Pellicle Waves

For Classic Aeron chairs with a titanium base.

68% elastomeric

32% polyester

4F01 Zinc

4F03 Quartz

Proprietary Textile Colors – Seating

continued

Price Category 2

continued

Rhythm
54" wide
100% polyester
3001 Kiwi Green *
3002 Green Apple
3003 Peacock
3004 Bayou *
3005 Berry Blue
3006 Iris
3007 Twilight
3008 Pumpkin *
3009 Poppy *
3010 Molasses
3011 Mulberry
3012 Khaki *
3013 Mink
3014 Black
3015 Charcoal
* Colors not available on Embody Chair
Twist
54" wide
80% antimony-free polyester
13% recycled polyester
7% polyester
8R05 Wicker
8R10 Poppy
8R14 Tin
8R15 Shale
8R16 Graphite
8R17 Birch
8R18 Sepia
8R22 Blueberry
8R23 Green Apple
8R26 Gunmetal
8R27 Cinder
8R28 Citrus
8R29 Pekoe
8R30 Tangerine
8R31 Red Plum
8R32 Wisteria
8R33 Forest
8R34 Jade Dark
8R35 Waterfall
8R36 Midnight Blue
8R37 Carbon Dark

Price Category 3

Bento
54" wide
100% antimony-free polyester
7001 Frost
7002 Linen
7003 Khaki
7004 Truffle
7005 Grey Black
7006 Pumpkin
7007 Cranberry
7008 Everglade
7009 Cobalt
Latitude™
61" wide
100% polyester
8M01 Graphite
8M02 Shadow
8M03 Citron
8M05 Blue Fog
8M06 Cappuccino
8M10 Alpine
8M13 Midnight Blue
8M15 Champagne
8M16 Chestnut
8M17 Black
8M18 Brownstone

Stitches
54" wide
54% polyester
46% recycled polyester
8U02 Rye
8U03 Khaki
8U04 Honey
8U05 Cattail
8U06 Pumpkin
8U07 Brick
8U08 Cool Grey
8U09 Slate Blue
8U10 Juniper
8U11 Evening Blue
8U12 Charcoal
8U13 Kiwi Green
8U14 Olive
8U15 Pesto
8U16 Cocoa
8U17 Seed

Price Category 4

Bingo
54" wide
100% PVC-free polyurethane
Resilience® finish
7Y01 Oyster
7Y02 Natural
7Y03 Cashew
7Y04 Buff
7Y05 Rattan
7Y06 Root
7Y07 Woodland
7Y08 Camel
7Y09 Copper
7Y10 Allspice
7Y11 Canyon
7Y12 Henna
7Y13 Sedona
7Y14 Black Plum
7Y15 Currant
7Y16 Mahogany
7Y17 Seed
7Y18 Mushroom
7Y19 Blue Grey
7Y20 Navy
7Y21 Black
7Y22 Mint
7Y23 Seaport
7Y24 Evening Blue
7Y25 Hemlock
7Y26 Kiwi Green
7Y27 Celadon
7Y28 Moss
7Y29 Pesto

Proprietary Textile Colors – Seating

continued

Price Category 4

continued

Mercer

54" wide	
50% solution dyed recycled nylon	
50% solution dyed nylon	
BLOCKaide	
21301	Stone
21302	Rattan
21303	Cayenne
21304	Chutney
21305	Pesto
21306	Teal Blue
21307	Ultramarine
21308	Acai Berry
21309	Ash Brown
21310	Charcoal

Network

For Public Office Landscape®	
sectional back/social chair.	
knit to size	
100% polyester	
1A901	Warm White
1A902	Fog
1A903	Red
1A904	Wildberry
1A905	Green Apple
1A906	Twilight
1A907	Graphite

Plateau

knit to size	
100% polyester	
6J01	Feather Grey
6J02	Trail
6J03	Mustard Seed
6J04	Fennel
6J05	Red Pepper
6J06	Twig
6J07	Waterfall
6J08	Sagebrush
6J09	Winter Berry
6J10	Thunder
6J11	Blueberry
6J12	Rosemary
6J13	Wild Plum
6J14	Black

Quilty

56" wide	
100% antimony-free polyester	
GreenShield	
6S03	Khaki
6S04	Straw
6S07	Brick
6S10	Mink
6S11	Green Apple
6S13	Indigo
6S14	Zinc
6S15	Slate
6S16	Beachwood
6S17	Paprika
6S18	Plum
6S19	Juniper
6S20	Grey Black

Spools

54" wide	
51% recycled polyester	
49% polyester	
Crypton® Green	
8Y01	Cashew
8Y02	Wicker
8Y03	Trail
8Y04	Cappuccino
8Y05	Copper
8Y08	Bluegrass
8Y09	Lagoon
8Y10	Grape
8Y11	Beachglass
8Y12	Marsh
8Y13	Bud

Strata

54" wide	
50% solution dyed recycled nylon	
50% solution dyed nylon	
BLOCKaide	
22P01	Rattan
22P02	Yellow Jacket
22P03	Avocado
22P04	Pesto
22P05	Peacock
22P06	Blue Jay
22P07	Blueberry
22P08	Boysenberry
22P09	Mango
22P10	Paprika
22P12	Wheat
22P13	Brownstone
22P14	Bayou
22P15	Trail

Price Category 5

No fabrics available at this time.

Proprietary Textile Colors – Seating

continued

Price Category 6

Balance

100% polyester

3506 Green Apple

3507 Blue Moon

3509 Berry Blue

3510 Iris

3512 Carbon

3513 Black

Price Category 7

Customer's Own Leather

See Order Information in Appendices. Assigned lead-time textile. [A](#)

Price Category 8

No fabrics available at this time.

Price Category 9

Leather

approx. 50 sq. ft. per hide

100% leather

2101 Ivory

2109 Black

2110 Smoke

2111 Graphite

2112 Khaki

2113 Rattan

2114 Truffle

2115 Alpine

2116 Haze

2117 Sable Grey

2118 Dark Mineral

2119 Dark Carbon

2120 Cranberry

2121 Deep Sea



Maharam Application Chart – Seating

- Available

Maharam textiles are on assigned lead times. A

[N] Non-woven textile.

	Classic Aeron® Work Chairs/Stools	Classic Aeron Armpads/Arm Kit	Mirra® Chairs	Celle® Chairs	Sayl® Work Chairs	Sayl Side Chairs	Setu® Chairs	Setu Lounge Chair/Ottoman	Ergon 3® Chairs	Ergon 3 Adjustable Arm Kit	Equa 2® Fully Upholstered Chairs/Stools	Equa 2 Split-Pad Upholstered Chairs/Stools	Equa 2 Adjustable Arm Kit	Ambi® Work Chairs	Aside® Chairs	Caper® Chairs	Swoop™ Lounge Seating - Fully Upholstered	Swoop Lounge Seating - Plywood	Cushion Tops	Workspaces
Price Category A																				
No fabrics available at this time.																				
Price Category B																				
TI__ Messenger - Maharam *			14	•	•	•	•				•		•	•		•	•	•	•	•
Price Category C																				
No fabrics available at this time.																				
Price Category D																				
Z27__ Manner - Maharam			14	•	•			•			•	•			•		•	•	•	•
Price Category E																				
Z3__ Metric - Maharam			14	•	•			•			•	•			•		•	•	•	•
Z32__ Skein - Maharam			14	16	16	•									•			•	•	•
Price Category F																				
Z33__ Strum - Maharam [N]					16												•			
Price Category G																				
ZC2__ Compound - Maharam [N]				16	16			•			•				8			•		
TG__ Divina Melange - Maharam			14	•	•	•		•			•	•			•		•	•	•	•
V25__ Steelcut Trio - Maharam			14	•																•
Price Category H																				
ZT__ Circles - Maharam			14																	•
ZK__ Dot Pattern - Maharam			14	•	•	•					•			•	•					•
ZL__ Small Dot Pattern - Maharam			14	•	•	•					•			•	•					•
Price Category I-V																				
No fabrics available at this time.																				

Appendix: Maharam Application Chart – Seating

* Available in select colors on 20-day lead-time.
Refer to “Maharam Colors - Seating” for 20-day colors.

- 8 Only available on nonupholstered outer back option (PB).
- 14 Available on Celle UC (upholstered seat) chairs.
- 16 Available on Sayl Chair seat.



Maharam Colors – Seating

Price Category A

No fabrics available at this time.

Price Category B

Messenger – Maharam

54" wide	
78% recycled polyester	
15% polyester	
7% nylon	
TI01/458640-001	Balsa
TI06/458640-006	Tobacco
TI07/458640-007	Shadow *
TI08/458640-008	Bayou *
TI10/458640-010	Zinc
TI24/458640-024	Poppy
TI25/458640-025	Mao
TI29/458640-029	Onyx
TI31/458640-031	Cloud *
TI38/458640-038	Depth *
TI40/458640-040	Nile
TI41/458640-041	Azure *
TI45/458640-045	Cactus *
TI46/458640-046	Ice *
TI48/458640-048	Neon *
TI50/458640-050	Hydrangea *
TI51/458640-051	Lilac
TI52/458640-052	Chestnut
TI53/458640-053	Tangelo
TI54/458640-054	Lumine *
TI58/458640-058	Snow
TI59/458640-059	Fennel

Messenger continued

TI60/458640-060	Peridot *
TI61/458640-061	Capri
TI62/458640-062	Ultramarine
TI63/458640-063	Squall
TI66/458640-066	Cassis
TI67/458640-067	Aster
TI68/458640-068	Spice
TI69/458640-069	Cherry
TI70/458640-070	Vibrant
TI71/458640-071	Satsuma *
TI72/458640-072	Maize
TI73/458640-073	Hay
TI74/458640-074	Cashew
TI77/458640-077	Ash
TI78/458640-078	Tusk
TI79/458640-079	Oyster
TI80/458640-080	Pensive
TI81/458640-081	Husk
TI82/458640-082	Fireside
TI83/458640-083	Chili
TI84/458640-084	Robust
TI85/458640-085	Beyond
TI86/458640-086	Voyage
TI87/458640-087	Everglade
TI88/458640-088	Electric

* Colors available on 20-day lead time.

Price Category C

No fabrics available at this time.

- Maharam textiles are on assigned lead times ^A unless otherwise noted.
- Fabric numbers are listed as Herman Miller fabric number/Maharam fabric number.

Maharam Colors – Seating

continued

Appendix: Maharam Colors – Seating

Price Category D

Manner - Maharam	
54" wide	
100% recycled polyester	
Z2701/466177-001	Magic
Z2702/466177-002	Carob
Z2703/466177-003	Porpoise
Z2704/466177-004	Flint
Z2705/466177-005	Hush
Z2706/466177-006	Nuance
Z2707/466177-007	Thicket
Z2708/466177-008	Cocoa
Z2709/466177-009	Pathway
Z2710/466177-010	Cola
Z2711/466177-011	Ember
Z2712/466177-012	Wagon
Z2713/466177-013	Ablaze
Z2714/466177-014	Peel
Z2715/466177-015	Penny
Z2716/466177-016	Butterscotch
Z2717/466177-017	Harvest
Z2718/466177-018	Lioness
Z2719/466177-019	Caper
Z2720/466177-020	Parakeet
Z2721/466177-021	Greenway
Z2722/466177-022	Aquatic
Z2723/466177-023	Cottage
Z2724/466177-024	Dahlia
Z2725/466177-025	Vivid
Z2726/466177-026	Basin
Z2727/466177-027	Schooner

Price Category E

Metric – Maharam	
54" wide	
51% recycled polyester	
49% polyester	
Z301/466014-001	Phantom
Z302/466014-002	Fog
Z303/466014-003	Fleece
Z304/466014-004	Sourdough
Z305/466014-005	Toffee
Z306/466014-006	Driftwood
Z307/466014-007	Mineral
Z308/466014-008	Bittersweet
Z309/466014-009	Arabica
Z310/466014-010	Cerise
Z311/466014-011	Brick
Z312/466014-012	Cardinal
Z313/466014-013	Lava
Z314/466014-014	Oriole
Z315/466014-015	Cedar
Z317/466014-017	Caramel
Z318/466014-018	Pollen
Z319/466014-019	Tupelo
Z320/466014-020	Alligator
Z321/466014-021	Envy
Z322/466014-022	Bonsai
Z323/466014-023	Tar
Z324/466014-024	Anchor
Z325/466014-025	Twilight
Z326/466014-026	Admiral
Z327/466014-027	Seaport
Z328/466014-028	Scuba

Price Category F

Strum - Maharam	
54" wide	
100% polyurethane	
with silver-based antimicrobial	
Z3301/466122-001	Overcast
Z3302/466122-002	Ridge
Z3303/466122-003	Twilight
Z3304/466122-004	Pigeon
Z3305/466122-005	Char
Z3306/466122-006	Cabin
Z3307/466122-007	Bur
Z3308/466122-008	Abalone
Z3309/466122-009	Prawn
Z3310/466122-010	Gourd
Z3311/466122-011	Wheat
Z3312/466122-012	Lemongrass

- Maharam textiles are on assigned lead times ^A unless otherwise noted.
- Fabric numbers are listed as Herman Miller fabric number/Maharam fabric number.

Maharam Colors – Seating

continued

Price Category G

Compound - Maharam	
54" wide	
100% polyurethane	
silane-based antimicrobial	
ZC201/466196-001	001
ZC202/466196-002	002
ZC203/466196-003	003
ZC204/466196-004	004
ZC205/466196-005	005
ZC206/466196-006	006
ZC207/466196-007	007
ZC208/466196-008	008
ZC209/466196-009	009
ZC210/466196-010	010
ZC211/466196-011	011
ZC212/466196-012	012
ZC213/466196-013	013
ZC214/466196-014	014
ZC215/466196-015	015
ZC216/466196-016	016
ZC217/466196-017	017
ZC218/466196-018	018
ZC219/466196-019	019

Divina Melange – Maharam	
59" wide	
100% wool	
TG01/460830-120	120
TG02/460830-170	170
TG03/460830-180	180
TG04/460830-220	220
TG05/460830-260	260
TG06/460830-280	280
TG07/460830-871	871
TG08/460830-821	821
TG09/460830-771	771
TG10/460830-721	721
TG11/460830-731	731
TG12/460830-681	681
TG13/460830-631	631
TG15/460830-671	671
TG16/460830-581	581
TG17/460830-531	531
TG18/460830-521	521
TG19/460830-571	571
TG20/460830-421	421
TG21/460830-471	471
TG22/460830-931	931
TG24/460830-971	971
TG25/460830-925	925
TG26/460830-620	620

Steelcut Trio - Maharam	
55" wide	
90% wool	
10% nylon	
V2501/465906-105	105
V2502/465906-113	113
V2503/465906-124	124
V2504/465906-133	133
V2505/465906-144	144
V2506/465906-153	153
V2507/465906-195	195
V2508/465906-205	205
V2509/465906-213	213
V2510/465906-225	225
V2511/465906-235	235
V2512/465906-245	245

Steelcut Trio continued	
V2513/465906-253	253
V2514/465906-283	283
V2515/465906-325	325
V2516/465906-333	333
V2517/465906-353	353
V2518/465906-383	383
V2519/465906-395	395
V2520/465906-413	413
V2521/465906-415	415
V2522/465906-425	425
V2523/465906-453	453
V2524/465906-465	465
V2525/465906-515	515
V2526/465906-533	533
V2527/465906-553	553
V2528/465906-565	565
V2529/465906-645	645
V2530/465906-653	653
V2531/465906-665	665
V2532/465906-675	675
V2533/465906-683	683
V2534/465906-713	713
V2535/465906-733	733
V2536/465906-745	745
V2537/465906-753	753
V2538/465906-815	815
V2539/465906-825	825
V2540/465906-845	845
V2541/465906-853	853
V2542/465906-865	865
V2543/465906-883	883
V2544/465906-915	915
V2545/465906-933	933
V2546/465906-945	945
V2547/465906-953	953
V2548/465906-965	965

Price Category H

Circles – Maharam	
55" wide	
70% cotton	
30% polyester	
ZT01/458310-001	Khaki
ZT02/458310-002	Fatigue
ZT03/458310-003	Document
ZT04/458310-004	Engine
ZT05/458310-005	Charcoal

Dot Pattern – Maharam	
55" wide	
71% cotton	
29% polyester	
ZK01/458300-001	Document
ZK02/458300-002	Taupe
ZK04/458300-004	Red
ZK05/458300-005	Navy

Small Dot Pattern – Maharam	
55" wide	
71% cotton	
29% polyester	
ZL01/458320-001	Document
ZL02/458320-002	Sand
ZL03/458320-003	Khaki
ZL04/458320-004	Taupe
ZL05/458320-005	Charcoal
ZL06/458320-006	Document Reverse
ZL07/458320-007	Red
ZL08/458320-008	Yellow
ZL09/458320-009	Green

Appendix: Maharam Colors – Seating

- Maharam textiles are on assigned lead times ^A unless otherwise noted.
- Fabric numbers are listed as Herman Miller fabric number/Maharam fabric number.

Maharam Colors – Seating

continued

Price Category I-V


No fabrics available at this time.

Appendix: Maharam Colors – Seating

For more information about our products and services or to see a list of dealers, please visit us at HermanMiller.com or call (800) 851 1196.

This book is recyclable. Printed in U.S.A. on recycled paper.

© 2017 Herman Miller, Inc., Zeeland, Michigan

® **HermanMiller**, , Action Office, Aeron, Aside, Avive, Canvas Office Landscape, Caper, Celle, Co/Struc, Eames, Embody, Equa 2, Ergon 3, Ethospace, Exclave, Fine-Tune, FlexFront, Formcoat, Ground Cloth, Herman Miller Healthcare, Layout Studio, Maharam, Meridian, Mirra, Passage, Pellicle, Perspectives, PostureFit, Resolve, Sayl, Setu, Thrive, Tu, Y-Tower, and Z-Axis are among the registered trademarks of Herman Miller, Inc., and its owned subsidiaries.

™ AireWeave, Bubbletack, Cellular Suspension, Compass, Connect, DOT, Durawrap, Everywhere, Flex-Edge, Hopsak 2, Iota, Keyless Entry, Latitude, Lyris 2, Motia, Multiscrim, Nelson, Renew, Stackable, Swoop, TriFlex, and Twist are among the trademarks of Herman Miller, Inc., and its owned subsidiaries.

®Chemsurf® is a registered trademark of Wilsonart International.

Corian® is a registered trademark of E.I. du Pont de Nemours and Company Corporation.

FLEXNET™ is a trademark of Milliken & Company.

Floor Saver Glide® is a registered trademark of Carpin Manufacturing, Inc.

Geiger® is a registered trademark of Geiger International.

Microsoft® and Natural® Keyboard are registered trademarks of Microsoft Corporation.

Place Textiles® is a registered trademark of Place Textiles.