

STEP STAR™

SS



MATERIAL



FOR USE WITH

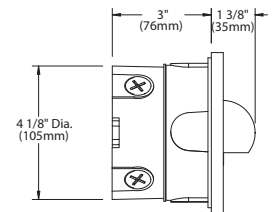


"We specified the Step Star™ not only for this dimensional compatibility but also for its non-directional circular face plate. The Step Star™ has good light distribution, producing an even wash of light on the wall as well as the paving, and the domed light shield controls glare nicely."

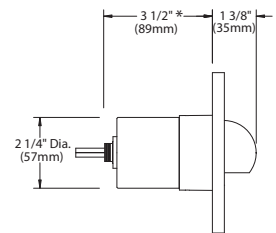
Jib Chapman, Loebl Schlossman & Hackl, BKU Fall 2009



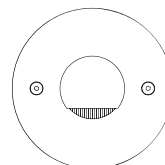
Shown in
Brass Mitique™ (MIT) finish



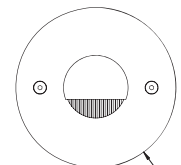
Back Box
with Aim & Lock Optics



Core Drill



Faceplate Cutoff A
68° Cutoff (Short)



Faceplate Cutoff B
90° Cutoff (Long)

Dimension shown for Adjust-e-Lume/MR16 Halogen coredrill body. GU10 coredrill body dimension 4" (102mm). Backbox option available in Adjust-e-Lume* and MR16 Halogen only. See page 348 for Catalog ordering information.