




landscapeforms®

ASHBERY



**A modern interpretation of traditional design...
and a superb visual experience**


Ashbery is a trio of lights created in collaboration with Robert A.M. Stern Architects, acknowledged masters of modern traditional design, and Fisher Marantz Stone, an internationally recognized award-winning lighting design firm. It brings together advanced LED technology and optics with an homage to traditional-style lights that have a special place in the American lexicon. Ashbery is a beautiful modern interpretation of historic forms in high-quality lighting that sparks an emotional connection to the past but performs, looks and feels authentic for our time. It offers a design and price-perfect solution for the revitalized downtowns of small and mid-size cities and provides a handsome compliment to many Landscape Forms site furnishings.



**A modern interpretation of traditional design...
and a superb visual experience**

Ashbery is a trio of lights created in collaboration with Robert A.M. Stern Architects, acknowledged masters of modern traditional design, and Fisher Marantz Stone, an internationally recognized award-winning lighting design firm. It brings together advanced LED technology and optics with an homage to traditional-style lights that have a special place in the American lexicon. Ashbery is a beautiful modern interpretation of historic forms in high-quality lighting that sparks an emotional connection to the past but performs, looks and feels authentic for our time. It offers a design and price-perfect solution for the revitalized downtowns of small and mid-size cities and provides a handsome compliment to many Landscape Forms site furnishings.

Ashbery lights have patent-pending photometrics and cast aluminum frames with powdercoat finish in a full selection of colors. The group includes 12', 14' and 16' tall pedestrian lights, a 3' tall pathway light and a wall-mounted light.






Pedestrian lights are offered with single luminaires or with a double-mount option for dual luminaires, one on either side of the pole.

Luminaires house LEDs at appropriate aiming angles, in polar arrays, behind a diffuser lens to provide low-glare lighting that emits a pleasing glow in a gradient of light from the center outward. A separate LED element mounted in the fixture below the lens subtly recalls gas lamps or early filament bulbs, triggering an emotive moment that enhances experience and the sense of place.



Pedestrian
Wall-mount
Path



Available in asymmetric and symmetric distribution
CCT: 3000K, 3500K, 4000K
Pedestrian Light Mounting Height: 12ft, 14ft, 16ft



landscapeforms.com

Ashbery Design: Robert A.M. Stern Architects
Lighting Advisors: Fisher Marantz Stone
Ashbery is manufactured in the USA
Specifications are subject to change without notice.
Landscape Forms supports the Landscape
Architecture Foundation at the Second Century level.
©2016 Landscape Forms, Inc. Printed in U.S.A.

800.521.2546 269.381.3455 fax
7800 E. Michigan Ave., Kalamazoo, MI 49048

landscapeforms®

DESIGN. CULTURE. CRAFT.