Fail-Safe

DESCRIPTION

The Fail-Safe FMB LED combines maximum security construction features with energy saving technology.Utilizes a one piece clamshell housing, security lensing and tamper resistant fasteners to maximize impact resistance and prevent contraband concealment and unauthorized fixture penetration. ETL listed for damp locations. The FMB LED is ideal for confinement/security applications. Suitable for use in inmate cells, psychiatric wards, secure corridors and general population areas.

Catalog #		Type
Project		
Comments		Date
Prepared by		

SPECIFICATION FEATURES

Fasteners
Stainless steel tamper-resistant T20 TORX® screws are standard. Allen-head screws with center reject pin optional.

Housing
Clamshell design combines die-formed steel body with continuous welded and ground ends to form a one-piece, seamless, doorless housing which maximizes impact resistance and prevents contraband concealment and unauthorized fixture penetration. Two stainless-steel aircraft cables attach housing to back plate.

Finish
High gloss, electrostatically applied, white powder coat finish, average minimum reflectance 92%. Optional matte white paint on housing.

Backplate
Die-formed 14 ga. steel backplate forms an irretrievable blade trap to prevent contraband concealment.

Lens
Choice of prismatic acrylic, prismatic polycarbonate or prismatic tempered glass on fixture side, clear polycarbonate or clear tempered glass on environmental side.

LEDs
Available 3000K, 3500K, 4000K, 5000K with CRI > 85. Projected life is 50,000 hours at 70% lumen maintenance.

Driver
Electronic driver, 120-277V. 0-10V dimming standard.

Labels
ETL listed for damp locations.

FMB

LD4 LED

Correctional

Wall

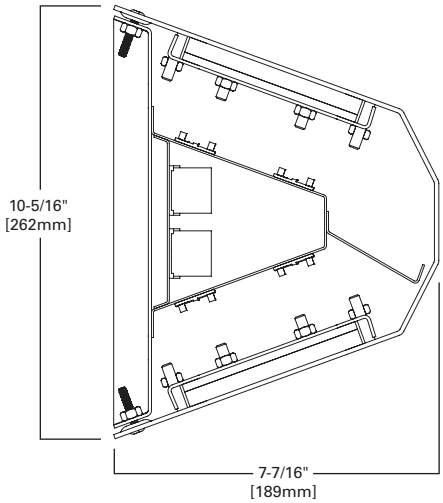

MOUNTING DIMENSIONS

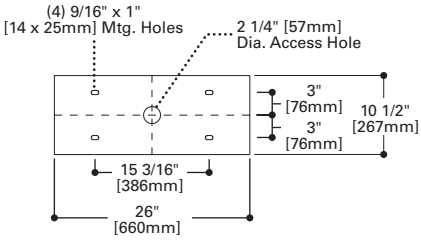

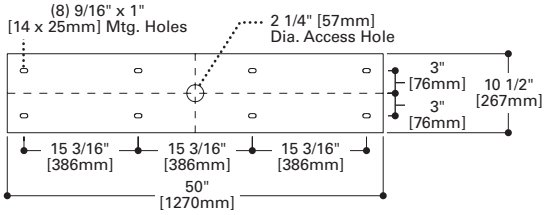

TORX® is a registered trademark of Camcar Division of Textron Inc.

Powering Business Worldwide

ORDERING INFORMATION

SAMPLE NUMBER: FMB-X-4-LD4-2STD/1STD-50-UNV-82/87-EDC1-EL10W

Product Family	Housing	Length	LED	No. LEDs Up	Illumination Level	No. LEDs Down	Illumination Level	Color Temperature	Voltage	Inner/Outer Lens	Driver	No. of Circuits	Options	Accessories
FMB			LD4			/								

FMB=Wall Correctional

S=12 ga.
X=14 ga.
D=16 ga.

2=2'
4=4'

LD4=LED, Version 4.0

1=(1) LED Module
2=(2) LED Modules

STD=Standard
LO=Low
HI=High

1=(1)LED Module Down
2=(2)LED Modules Down

STD=Standard
LO=Low
HI=High

30=3000K
35=3500K
40=4000K
50=5000K

120=120V
277=277V
UNV=120V-277V

Inner Layer (optional)
90=.005 UV Absorbing Overlay

Fixture Side
80= 0.125 Prismatic Acrylic
81= 0.156 Prismatic Polycarbonate
82= 0.187 Prismatic Polycarbonate
93= 0.156 Prismatic Tempered Glass

Environmental Side
84=.125 Clear Polycarbonate
85=.187 Clear Polycarbonate
86=.250 Clear Polycarbonate
87=.375 Clear Polycarbonate
88=.500 Clear Polycarbonate
94=.187 Clear Tempered Glass
96=.250 Clear Tempered Glass
98=.500 Clear Tempered Glass

Electronic Driver,
EDC_=Electronic Driver [5] Non-dimming
EDD_=Electronic Driver, 0-10V Dimming 10%
ED1D_=Electronic Driver, 0-10V Dimming 1%

1= 1 Circuit
2= 2 Circuits

GLR=Fuse and Holder
EL7W=7W EM Pack [1, 3]
EL10W=10W EM Pack [1, 3]
EL14W=14W EM Pack [1, 3]
LLNL=Linear LED Night Light Dimmable [2, 3, 4]
SSN=Natural Brushed Finish
SSP=Polyester Powder Coat Finish
AM=Anti-microbial matte white paint
MW=Matte White Paint
SF3=Allen-Head (center pin reject)

Accessories (Order Separately)
9306=Allen-Head Wrench
VRSD=T20 Center Pin Tamperproof TORX ® - head screwdriver

Notes:

1 EM not available in "HI" illumination level.
2 LLNL not available in "HI" illumination level.
3 EM and LLNL combination available on one module cross-section only (1 up/1 down max.).
4 LLNL defaults to "up" orientation. For LLNL to be in "down" orientation, specify LLNLD.
5 Dimming driver standard. EDC, low voltage dimming leads not connected. ED, low voltage leads connected and presented at wiring access point.

NOMINAL INPUT WATTS/DELIVERED LUMENS (80/86 SHIELDING)

Up				
Fixture Length	# Modules Up	Level	Nominal Input Watts	Nominal Delivered Lumens
2'	1	LO	12.6	890
	1	STD	17.3	1263
	1	HI	22.5	1488
	2	LO	26.2	1520
	2	STD	36.6	2067
	2	HI	45.0	2537
4'	1	LO	26.2	1850
	1	STD	36.6	2516
	1	HI	45.0	3088
	2	LO	52.4	3230
	2	STD	73.2	4393
	2	HI	90.6	5264

Down				
Fixture Length	# Modules Down	Level	Nominal Input Watts	Nominal Delivered Lumens
2'	1	LO	12.6	890
	1	STD	17.3	1263
	1	HI	22.5	1488
	2	LO	26.2	1520
	2	STD	36.6	2067
	2	HI	45.0	2537
4'	1	LO	26.2	1850
	1	STD	36.6	2516
	1	HI	45.0	3088
	2	LO	52.4	3230
	2	STD	73.2	4393
	2	HI	90.6	5264

Nominal input wattage values include LED voltage, drive current, and typical driver efficiency.
Refer to LM79 data/photometric files for exact delivered lumen values and input wattage.
Values in table are nominal values only.