

Unite[®] System

unifying | responsive | simple



Furnishing Knowledge[®]

UNITE THE WAYS WE WORK

Understanding the way we work is the key to employee engagement. Unite accommodates a variety of work styles – Focus, Interaction, Regenerative and Ideation – and ties them together simply and beautifully. It's about creating a workplace that works for everyone.



BRING WORK INTO FOCUS

Unite brings calm to chaos, offering a place of solace and concentration for "head's down" individualized work. Tile-to-floor panels, dividers, even sliding doors can illustrate spatial division for more independent workers.





Unite panels offer an ideal amount of privacy but still allow for collaboration. Numerous unique top shapes help create workstations in any space.



INTERACTION BY DESIGN

Touch down anywhere. Semi-private, semi-public; Unite offers the best of both worlds, fostering solo work or – with the spin of your chair – easy engagement with your partners.




IDEAS CONNECTED THROUGH SPACE

Through Unite's ideation and regenerative spaces, vital connections can be forged, new outlooks uncovered, and tired minds reinvigorated. The seeds of the next big ideas are planted here.



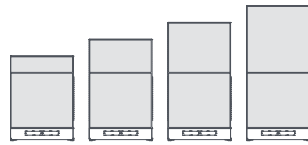
Record thoughts with Unite's steel markerboards. Panels supplemented with glass tiles promote transparency in social, relaxed areas as well as workstations.



PANELS



Preconfigured Monolithic Panels
Monolithic panel widths: 24, 30, 36, 42, 48, 54, 60, 72
Monolithic panel heights: 32, 40, 48, 56, 64



Preconfigured Segmented Panels
Segmented panel widths: 24, 30, 36, 42, 48, 54, 60, 72
Segmented panel heights: 32, 40, 48, 56, 64



Rolling Door
Rolling Door widths: 36, 42
Rolling Door heights: 64, 80

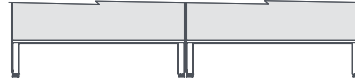


Preconfigured Stacker
Stacker widths: 24, 30, 36, 42, 48, 54, 60, 72
Stacker height: 16

PRECONFIGURED BASE OPTIONS



Raceway Base



Elevated Base



Tile-to-Floor (one side) Base

MONOLITHIC/LOWER TILE FINISHES




Fabric



Solid Steel

UPPER TILE/STACKING FINISHES



Fabric



Glass



Solid Steel



Perforated Steel



Steel Markerboard



Slat Wall

ACCESSORIES



Divider Screen



Modesty Panel



Spanning Top Cap



Tackboard

WORKSURFACES



Rectangles



Corners



Extended Corners and Reductions



Conference Ends



Tapered



Peninsula



120 Degree




Transaction Tops

WORKSURFACE SUPPORT OPTIONS



Open Leg




Insert Leg



Post Leg



Open Worksurface Support Leg



Worksurface Support Leg with Insert



Standard Worksurface Support Bracket

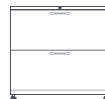


Decorative Worksurface Support Bracket

INTEGRATED STORAGE



Worksurface Supporting Pedestal



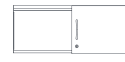
Worksurface Supporting Double Pedestal



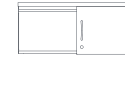
Balance Overhead



Universal Overhead



U-Series Sliding Door Overhead/Undersurface



Under Worksurface Storage and Support

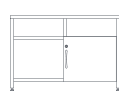
KI FREESTANDING STORAGE



Pedestal



Lateral



Credenza



Wardrobe Tower



Bookcase Tower



Bookcase

Strive™ Seating Collection, Grazie™ Seating Collection, and Dōni™ Seating Collection were all designed by Giancarlo Piretti.

Learn more about
Unite Systems



Printed on FSC® certified paper,
using only vegetable-based inks,
including metallics. Please recycle.



KI is a trusted expert for furniture and wall systems around the globe.

USA | CANADA | MEXICO | UK | EUROPE | ASIA | MIDDLE EAST | AUSTRALIA

1330 Bellevue Street • P.O. Box 8100 • Green Bay, WI 54308-8100 • 1-800-424-2432 • www.ki.com

© 2017 Krueger International, Inc. All Rights Reserved. Code KI-00920R3/KI/IP/0217
KI and Furnishing Knowledge are registered trademarks of Krueger International, Inc.



Furnishing Knowledge®