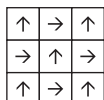


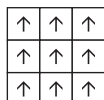
PRODUCT INSTALLATION DIRECTION

EVENT SERIES

The Event Series multi-layered square tiles may be installed quarter turn (tessellated) or unidirectional. However, for best design appeal and results Tandus Centiva recommends the quarter turn method. Rectangular shaped tiles should be installed unidirectional.



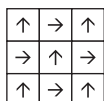
QUARTER TURN



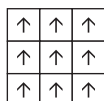
UNIDIRECTIONAL

CONTOUR SERIES

The Contour Series multi-layered square tiles may be installed quarter turn (tessellated) or unidirectional. However, for best design appeal and results Tandus Centiva recommends the quarter turn method. Rectangular shaped tiles should be installed unidirectional.



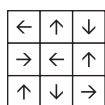
QUARTER TURN



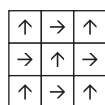
UNIDIRECTIONAL

VICTORY SERIES

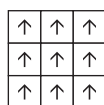
The Victory Series homogeneous products including Coral Reef, Magics and Mineral Chip are non-directional and should be pre-blended before installation begins. The Victory Series multi-layered products including, C-Tech, Glitter and US Solids are to be installed quarter turned (tessellated) or unidirectional. However, for best design appeal and results Tandus Centiva recommends the quarter turn installation method.



NONDIRECTIONAL



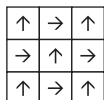
QUARTER TURN



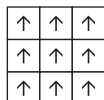
UNIDIRECTIONAL

VENUE SERIES

The Venue Series multi-layered square tiles may be installed quarter turn (tessellated) or unidirectional. However, for best design appeal and results Tandus Centiva recommends the quarter turn method. Rectangular shaped tiles should be installed unidirectional.



QUARTER TURN



UNIDIRECTIONAL