

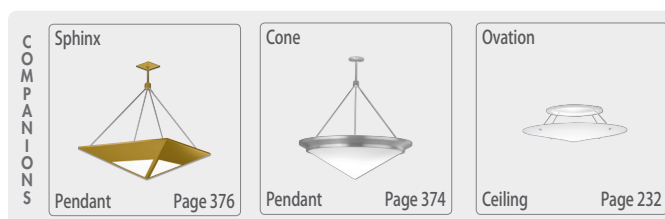


ConeTM and SphinxTM

Features

- 5 year product warranty
- ADA compliant (CB6054 and CB6058)
- Heavy gauge fabricated metal housing (CB6054 and CB6058)
- Heavy gauge spun trim rings (CB3456)
- Optional specialty diffuser materials available, including some Lumicor® recyclable resin materials (CB6054 and CB6058)
- 1/8" thick white acrylic diffuser with matte finish is standard, UV stable, UL-94 HB flame class rated
- Oven cured no VOC acrylic powder coat for painted finishes; oven cured low VOC clear coat on metal finishes
- Easy tool-less relamping
- Fluorescent or incandescent source
- MRI option enables use in magnetic resonance imaging (MRI) rooms (CB3456)
- High power factor electronic ballast (fluorescent)
- Mounts to standard electrical junction box (by others) with provided hardware
- XEM option requires replacement of junction box with proprietary junction box (included with XEM option). The XEM junction box is available as a ship-ahead component for rough-in if needed
- ETL listed to UL standards (US and Canada) for indoor damp locations. Not recommended for exterior applications

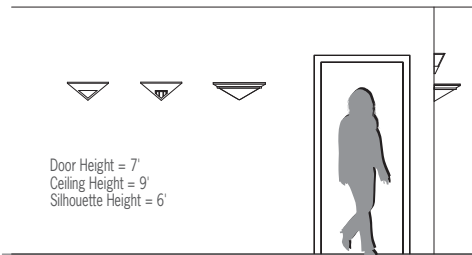
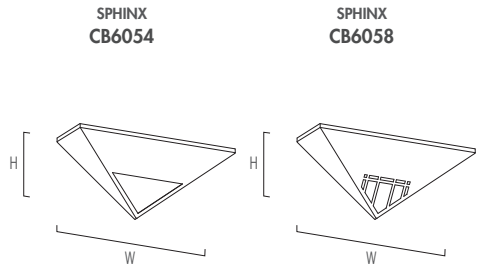
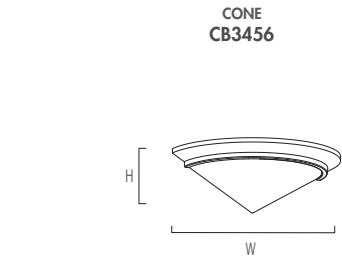
Suggested Variations

- Custom color or material (CB6054 and CB6058)
- Integrate accents and trim from other product designs
- Hand Painted Alabaster Alternative acrylic diffuser (CB6054 and CB6058)
- Custom window cutout or logo (CB6054 and CB6058)
- Add fluorescent dimming ballast (CB6054 and CB6058)
- Can be constructed of non-ferrous materials for use in magnetic resonance imaging (MRI) rooms (CB6054 and CB6058)
- Larger diffuser sizes available (CB3456)



Order Code Example				Color Code Required for Painted Finishes				
CB6054	—	2QF26(MVOLT)	—	AG7038	—	AR	—	XEM
Model Number	Source		Finishes	Diffuser Options		Options		Dimensions
				Diffuser is matte white acrylic if no option is selected				
CONE CB3456	1F27 2QF26 2N60	(Painted)	BA BB BBA BCA • BCB	BZA • CB CUA OBA PB	PRA RBA • SN SNA	• ABA DCC • DIM(A) • DIM(EB) • DIM(L) FUSE	• MRI RB REM XEM XPS	W 22-7/8" (581 mm) H 7-1/2" (191 mm) D 11-3/8" (289 mm) MC 2-3/4" (70 mm)
SPHINX CB6054 ADA	1F27 2N60T10	(Painted)				• AR • PP • SL • TT	FUSE RB REM • TL XEM XPS	W 17-3/4" (451 mm) H 8" (203 mm) D 4" (102 mm) MC 2-1/4" (57 mm)
SPHINX CB6058 ADA	1F27 2N60T10							W 17-3/4" (451 mm) H 8" (203 mm) D 4" (102 mm) MC 2-1/4" (57 mm)

Line Drawings	
Depth is measured from wall to front of fixture Mounting Center is measured from top of fixture to center of junction box	
W = Width	H = Height
D = Depth	MC = Mounting Center



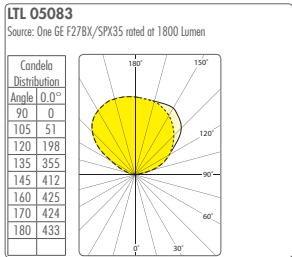
Abbreviation Key
• Indicated Finish or Option is not available with XPS

Source (Voltage)	
Specify Voltage or MVOLT MVOLT fixture accepts 120 through 277 input voltage	
F27	27w long twin tube, 2G11 base, FLR (MVOLT; 347V)
QF26	26w quad, 4-pin G24q-3 base, FLR (MVOLT; 347V)
N60	60w A-19, medium base, INC (120V)
N40T10	40w T-10, medium base, INC (120V)
N60T10	60w T-10, medium base, INC (120V)
Finishes (see inside back cover)	
(Painted) Color Code Required - see color chart	
BA	Brushed Aluminum
BB	Brushed Brass
BBA	Brushed Brass Alternative
BCA	Brushed Chrome Alternative
• BCB	Brushed Chrome
BZA	Brushed Bronze Alternative
• CB	Polished Chrome
CUA	Brushed Copper Alternative
OBA	Oil-Rubbed Bronze Alternative
PB	Polished Brass
PRA	Pewter Alternative
RBA	Rustic Brass Alternative
• SN	Satin Nickel
SNA	Satin Nickel Alternative

Diffuser Options (see inside back cover)	
Diffuser is matte white acrylic unless other diffuser option is selected	
• ABA	Hand Painted Alabaster Alternative
• AR	Arctic Crush Lumicor®
• PP	Paper Leaf Lumicor®
• SL	Silver Spun Lumicor®
• TT	Tiger Taipei Lumicor®
Options	
DCC	Damp clear coat for metal finishes (required for 5 year warranty when used in damp locations)
• DIM(A)	Advance Mark 10 fluorescent dimming, specify 120V or 277V, QF26 only
• DIM(EB)	Lutron H3D EcoSystem digital link fluorescent dimming, QF26 only
• DIM(L)	Lutron H3D 3-wire fluorescent dimming, QF26 only
FUSE	Fluorescent fusing, specify 120V or 277V
• MRI	MRI room application, incandescent only
RB	Pre-ship recessed components (XEM junction box)
REM	Remote emergency battery pack for fluorescent, not available with 347V
• TL	Top lens, tempered prismatic glass, downwatt 2N60T10 to 2N40T10
XEM	Emergency battery pack mounted in provided recessed box for fluorescent (replaces standard junction box), not available with 347V
XPS	Express 10 day shipment

Photometrics and 3D Modeling		
Complete BIM, Sketchup, and Photometric files for these models can be downloaded from www.visalighting.com		

IES File Number	LER	Report
CB6054-1F27	50	05083
CB6058-1F27	50	05083



Painted Finishes (standard)

Specify color code when ordering.

Individual paint and finish samples are available upon request. For additional information see VisaLighting.com/material-finishes

Acrylic Powder Coat


TW9016
Traffic White
(RAL9016)

CW9001
Cream
(RAL9001)

GW9002
Grey White
(RAL9002)


JB9005
Jet Black
(RAL9005)

AG7038
Agate Grey
(RAL7038)

HTHR
Heather

CVBL
Cove Blue

Polyester Powder Coat


BSIL
Blade Silver

GSIL
Graphite Silver

GLIM
Glimmer

SUNG
Sungold

BRNZ
Bronze

OBRZ
Old Bronze

BMAT
Bronze Matte

PB1035
Pearl Beige
(RAL1035)

RUST
Rust

Metal Finishes (premium options)

For accurate metal matching use BHMA standard or request finish samples.

Individual paint and finish samples are available upon request. For additional information see VisaLighting.com/material-finishes

BA
Brushed Aluminum

BB
Brushed Brass
(BHMA606)

BBA
Brushed Brass
Alternative

BCA
Brushed Chrome
Alternative

BCB
Brushed Chrome
(BHMA626)

BSS
Brushed Stainless
Steel (BHMA630)

BU
Brushed Copper

BZ
Brushed Bronze
(BHMA612)

BZA
Brushed Bronze
Alternative

CB
Polished Chrome
(BHMA625)

CUA
Brushed Copper
Alternative

GFA
Grinder Finished
Aluminum

OBA
Oil-Rubbed
Bronze Alternative

PB
Polished Brass
(BHMA605)

PRA
Pewter
Alternative

PSS
Polished Stainless
Steel (BHMA629)

RBA
Rustic Brass
Alternative

SF
Brushed Textured
Stainless Steel

SN
Satin Nickel
(BHMA619)

SNA
Satin Nickel
Alternative

VG
Verdigris Patina
over Copper

Other Materials (premium options)

Wood


CW
Cherry Wood

NM
Natural Mahogany

WB
White Birch

ABA
Hand-Painted
Alabaster Alternative

GD
Opal White Glass

Glass


PGD
Patterned Glass
Diffuser


GIA
Glacier Ice Acrylic


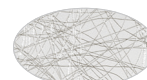
OKA
Orange Krush
Acrylic

WMA
White Mist Acrylic

Lumicor®


AR
Arctic Crush

PP
Paper Leaf

BCG
Blue Crushed Glass

TT
Tiger Taipei

OLIN
Oyster Linen Acrylic

SL
Silver Spun

CCG
Clear Crushed Glass