

**CB3660 – SHIELD™**



Type: Project:

[VisaLighting.com/products/Shield](http://VisaLighting.com/products/Shield)

Fill in shaded boxes using information listed below

Order Code: **CB3660**  
MODEL

**A** SOURCE

**B** VOLTAGE

**C** FINISH

**D** OPTION(S)



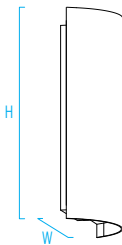
This minimalistic wall sconce comes in two models, rounded and squared, providing soft indirect illumination. The simple elegance of Shield is perfect for corridors, walkways, stairwells, and MRI applications.

**DIMENSIONS**

Depth is measured from wall to front of fixture

W = Width H = Height D = Depth MC = Mounting Center

W	8-7/8"	(225 mm)
H	16"	(406 mm)
D	4"	(102 mm)
MC	8"	(203 mm)



**A SOURCE B VOLTAGE (Select one Source and Voltage)**

MVOLT fixture accepts 120 through 277 input voltage  
LED Sources are dimmable 0-10V to 1% and are 83CRI, within 3-step MacAdam

LED Sources	CCT	Delivered Lumens	Power (Watts)	Voltage
• L30K-L	3000K	700	9	MVOLT
L35K-L	3500K			
• L40K-L	4000K			
• L30K-H	3000K	1000	14	
L35K-H	3500K	1000		
• L40K-H	4000K	1100		

Sources	Voltage
1F27	27w long twin tube, 2G11 base, FLR
2N60	60w A-19, medium base, INC
Select <b>MVOLT, 120V, 277V</b> or <b>347V</b>	
<b>120V</b>	

**C FINISHES (Select One)**

See page 2 for color chart

Powder Coat Painted Finishes (Standard)

<b>AG7038</b> Agate Grey	<b>CVBL</b> Cove Blue	<b>GW9002</b> Grey White	<b>PB1035</b> Pearl Beige
<b>BMAT</b> Bronze Matte	<b>CW9001</b> Cream White	<b>HTHR</b> Heather	<b>RUST</b> Rust
<b>BRNZ</b> Bronze	<b>GLIM</b> Glimmer	<b>JB9005</b> Jet Black	<b>SUNG</b> Sungold
<b>BSIL</b> Blade Silver	<b>GSIL</b> Graphite Silver	<b>OBRZ</b> Old Bronze	<b>TW9016</b> Traffic White

**D OPTIONS (Multiple Selections Allowed)**

⚠ Option availability may be interdependent with Voltage, Source or Other Options

- **MRI** MRI room application, *incandescent only*
- **RB** Pre-ship recessed components (*XEM junction box*)
- **REM** Remote emergency battery pack *for fluorescent*; rated for damp location. 50° F minimum, *not available with 347V*
- **XEM** Emergency battery pack mounted in provided recessed box *for fluorescent* *not available with 347V*
- **XPS** Express 10 day shipping. *Items marked with a bullet (•) are not available with XPS*



ADA



XPS



LED



ETL Listed

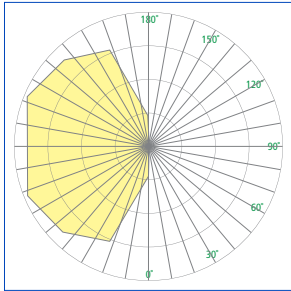


5 Year Warranty

**CB3660 – SHIELD™**



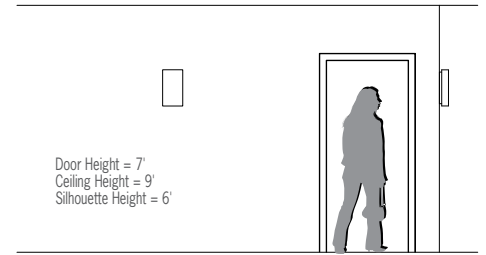
**Photometrics**



**Technical Information**


- Integral LED power supply
- Modular design for replacement of LED source and power supply
- Integral high power factor electronic ballast (fluorescent)
- MRI option allows use in magnetic resonance imaging (MRI) rooms (Incandescent)
- Mounts to standard electrical junction box (by others) with provided hardware
- XEM option replaces standard junction box with proprietary junction box. The XEM junction box is available as a ship-ahead component for rough-in if needed (fluorescent)
- Heavy gauge fabricated metal housing
- Front shield features snap lock for easy tool-less relamping
- No VOC powder coat paint
- ETL listed for indoor damp locations. Not suited for exterior applications

**Relative Scale Drawing**



Specify color code when ordering. For accurate color matching, individual paint and finish samples are [available upon request](#). For additional information see [VisaLighting.com/materials-finishes](http://VisaLighting.com/materials-finishes)

**Painted Finishes (Standard)**



This document contains information which is the property of Visa Lighting, and may not, in whole or in part, be duplicated, disclosed, or used for design or manufacturing purposes without the prior written permission of Visa Lighting. ©Visa Lighting. Design Modification Rights Reserved.