

CB6530 – MIDLAND ARTS™



Type: Project:

VisaLighting.com/products/Midland-Arts

Order Code: **CB6530** -

MODEL SOURCE VOLTAGE HSG & ACCENT BAR ACCENT PANEL DIFFUSER OPTION OPTION(S)

Finishes



A SOURCE (Select one) B VOLTAGE (Select one)

MVOLT fixture accepts 120 through 277 input voltage

Sources	Voltage
1F27 27w long twin tube, 2G11 base, FLR	Select MVOLT, 120V, 277V or 347V
2LF13 13w twin tube, 4-pin 2GX7 base, FLR	Select MVOLT, 120V or 277V
2N60 60w MAX A-19, medium screw base, INC	120V

FINISHES (Select one C Housing and Accent Bar Finish and one D Accent Panel Finish) See page 3 for color chart

Powder Coat Painted Finishes (Standard) for Housing, Accent Bars and Accent Panel

AG7038 Agate Grey	CVBL Cove Blue	GW9002 Grey White	PB1035 Pearl Beige
BMAT Bronze Matte	CW9001 Cream	HTHR Heather	RUST Rust
BRNZ Bronze	GLIM Glimmer	JB9005 Jet Black	SUNG Sungold
BSIL Blade Silver	GSIL Graphite Silver	OBRZ Old Bronze	TW9016 Traffic White

Metal Finishes (Premium) for Housing and Accent Bars only

BA Brushed Aluminum	BU Brushed Copper	PB Polished Brass
BB Brushed Brass	BUA Brushed Copper Alternative	PRA Pewter Alternative
BBA Brushed Brass Alternative	BZA Brushed Bronze Alternative	RBA Rustic Brass Alternative
BCA Brushed Chrome Alternative	CB Polished Chrome	SN Satin Nickel
BCB Brushed Chrome	OBA Oil-Rubbed Bronze Alternative	SNA Satin Nickel Alternative

E DIFFUSER OPTION

Diffuser is matte white acrylic unless ABA is selected

- ABA** Hand Painted Alabaster Alternative



ABA

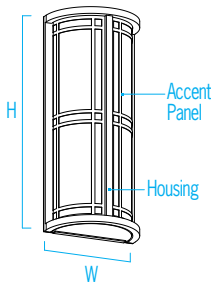
The Midland Arts family features an iconic design that exhibits a clean, architectural look. This indoor wall light uses LED technology or fluorescent sources. Available in 16 standard paint finish choices.

DIMENSIONS

Depth is measured from wall to front of fixture

W = Width H = Height D = Depth MC = Mounting Center

W	7-1/4"	(184 mm)
H	16"	(406 mm)
D	4"	(102 mm)
MC	8"	(203 mm)



Options continued on Page 2



XPS



ETL Listed



5 Year Warranty

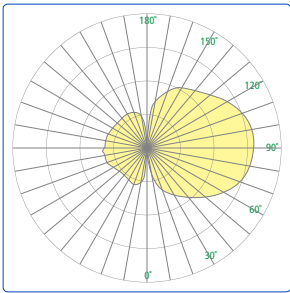
Options continued

F OPTIONS (Multiple Selections Allowed)

⚠ Option availability may be interdependent with Voltage, Source or Other Options

BC	Closed bottom
BL	Bottom lens, white translucent acrylic
DCC	Damp clear coat for metal finishes (required for 5 year warranty when used in damp locations)
FUSE	Fluorescent fusing, specify 120V or 277V
MRI	MRI room application, use 2N40 or 2N60 source
RB	Pre-ship recessed components (XEM junction box)
REM	Remote emergency battery pack
TC	Closed top, downwatt 2N60 to 2N40
TL	Top lens, white translucent acrylic, downwatt 2N60 to 2N40
XEM	Emergency battery pack mounted in provided recessed box (replaces standard junction box)
XPS	Express 10 day shipping. Items marked with a bullet (●) are not available with XPS

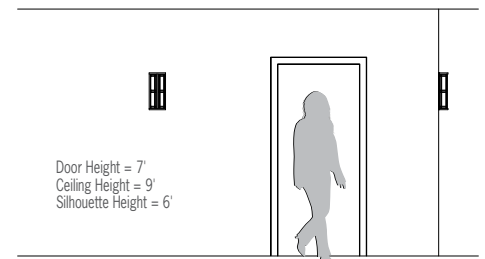
Photometrics



Technical Information

- High power factor electronic ballast (fluorescent)
- MRI option enables use in magnetic resonance imaging (MRI) rooms (incandescent)
- Easy tool-less relamping
- Mounts to standard electrical junction box (by others) with provided hardware
- XEM option replaces standard junction box with proprietary junction box. The XEM junction box is available as a ship-ahead component for rough-in if needed (fluorescent)
- Solid metal bar trim, rolled diffuser accent panel creates a three dimensional effect
- Extruded 1/8" thick white acrylic diffuser with matte finish
 - ◆ UV stable
 - ◆ UL-94 HB Flame Class rated
- Optional specialty diffuser material available
- No VOC powder coat paint; Low VOC powder coat for metal finishes
- ETL listed for damp locations. Not suitable for exterior applications

Relative Scale Drawing




CB6530 – MIDLAND ARTS™



Specify color code when ordering. For accurate color matching, individual paint and finish samples are [available upon request](#)
For additional information see VisaLighting.com/materials-finishes

Painted Finishes (Standard)



Metal Finishes (Premium)

