










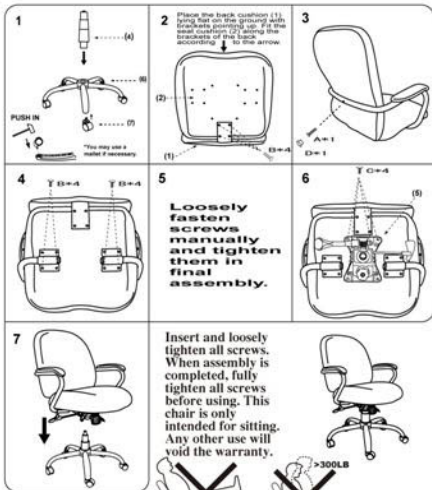


Please unscrew all hardware from cushion before assembly.
Por favor de destornillar todos los tornillos del cojín antes de ensamblar la silla.

MODEL: NG-D2 670

| (1)x1 | (2)x1 | (3)x1 |
|--|--|---|
|  |  |  |
| Back | Seat | ARM Arm set |
| (4)x1 | (5)x1 | (6)x1 |
|  |  |  |
| 80mm Gas lift | YMB335 Mechanism | TUR350-SD - 27" Metal Base |
| (7)*5 | <p>(A)-1pcs  M6*65 ARM SCREW</p> <p>(B)-12pcs  M6*25 ARM & L-BAR SCREW</p> <p>(C)-4pcs  M8*22 MECHANISM SCREW</p> <p>(D)-1pcs  CAP</p> | |
|  | Casters | |



Customer Service Hotline: 1-800-593-1888
For further assembly instructions,
please visit our website at www.bosschair.com