


WF
SERIES
WIDE-FOOT
WRAPAROUND

Available with LED Express



| | |
|----------------|------|
| Job Name | |
| Catalog Number | |
| Notes | Type |



application

- A unique wraparound with a wide "footprint" base, medium profile and low brightness diffuser, ideal for schools, offices, showrooms, or any commercial or institutional application
- Also recommended for applications where removal of outdated fixtures has created ceiling imperfections or will cause expensive ceiling repair
- Able to be surface or pendant mounted individually or in rows for a continuous linear look
- Available in 2 or 4 light, multiple lengths and numerous lamp/ballast combinations to maximize luminaire efficiency

diffuser

- One piece extruded 100% clear virgin acrylic prismatic lens
- Features a conical prismatic pattern on the bottom and linear refractive sides for brightness control
- Lift and shift lens for ease of re-lamping and cleaning
- Self-hinging lens hooks onto full length of housing and may hinge from either side
- Joiner band supplied on 6 and 8-ft. units, utilizing two diffusers, for a finished appearance

construction

- The WF series is a high quality fluorescent wraparound specifically designed with a wide base to hide ceiling imperfections from removal of outdated, inefficient fixtures
- Features durable code gauge steel bodies, quality paint finishes and superior electrical components
- Die formed from cold rolled steel for strength and uniformity
- Ample knockouts are provided on back and sides for convenient installation and continuous run mounting
- All fixtures are U.L. listed and IBEW union made

reflector

- Standard reflector cover is white baked enamel
- Optional reflector cover is anodized high reflective aluminum, in choice of 86% or 95% reflectivity
- Optional aluminum reflector covers will not burn, yellow with age, peel, blister or delaminate

electrical

- All electrical components are U.L. listed
- Electronic Class P ballasts standard

finish

- Prior to painting, all metal parts are treated with a multi-stage phosphate bonding process to ensure adhesion and inhibit rusting
- Painted with a lighting grade baked white enamel, having a reflectance factor exceeding 87% for premium quality and durability

LaMar Lighting assumes no responsibility for misapplication of fixtures

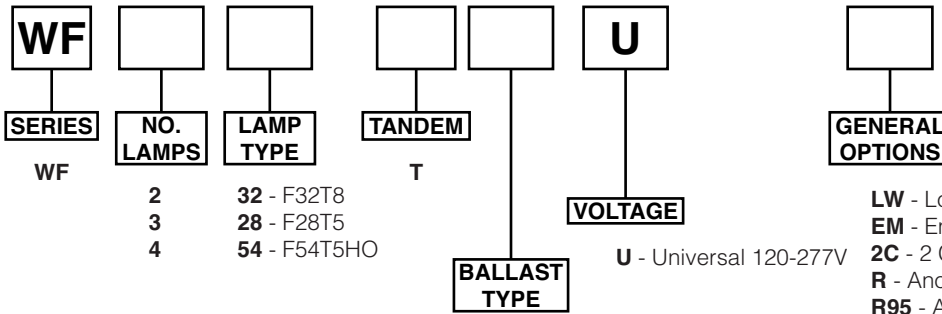


WF SERIES

WIDE-FOOT WRAPAROUND

ordering guide

Note: Tandem units contain double the amount of lamps shown
CONSULT FACTORY FOR T5 LAMP OPTIONS



- C8** - CEE listed high performance T8 (instant start)
- CP8** - CEE listed high performance T8 (program start ballast)
- E5** - Electronic T5
- H5** - Electronic T5HO
- E8** - Electronic T8
- ED** - Electronic dimming (consult factory)

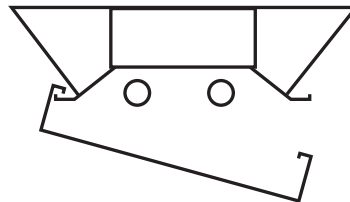
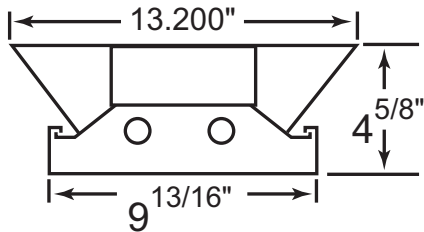
- LW** - Low watt ballast
- EM** - Emergency pack, 1 lamp 90 min. up to 500 lu.
- 2C** - 2 Circuit
- R** - Anodized reflector 86%
- R95** - Anodized reflector 95%

LaMar Lighting assumes no responsibility for misapplication of fixtures

dimensional data

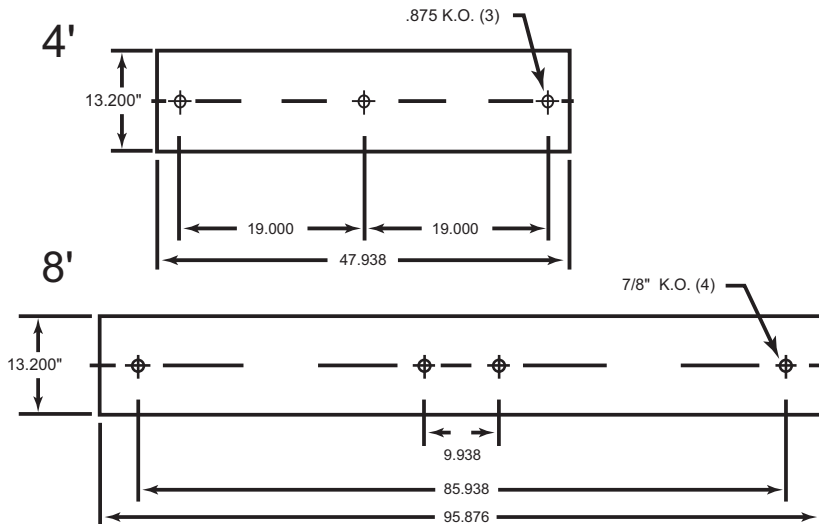
NOTE: SPECIFICATIONS AND DIMENSIONAL DATA ARE SUBJECT TO CHANGE WITHOUT NOTICE

cross sections



Lens hinges full length from either side of Fixture

back knockout plans and lengths



Revised 11/14

accessories

Canopy Standard white 5" dia., 1/2" deep with hardware

| LAMP OPTIONS | |
|--------------|------------|
| 13 | T5/T8 841K |
| 16 | T5/T8 835K |
| 11 | T5/T8 830K |

NOTE: In order to achieve rated lamp life, fixtures controlled by motion sensors should be ordered with programmed start ballasts when available and minimum time delay should be set to 15 minutes - Consult Factory

Consult factory for additional options not shown or listed

Other sizes available
*Minimum quantities apply; consult factory

All units meet NYC electrical code

Available with LED Express



**LaMar
Lighting**
Company, Inc.

Scan QR code to be directed to our home page!



LAMAR LIGHTING 485 Smith Street, Farmingdale, NY 11735 • Tel (631) 777-7700
Fax (631) 777-7705 • Outside NY (800) 724-7743 • www.lamarlighting.com