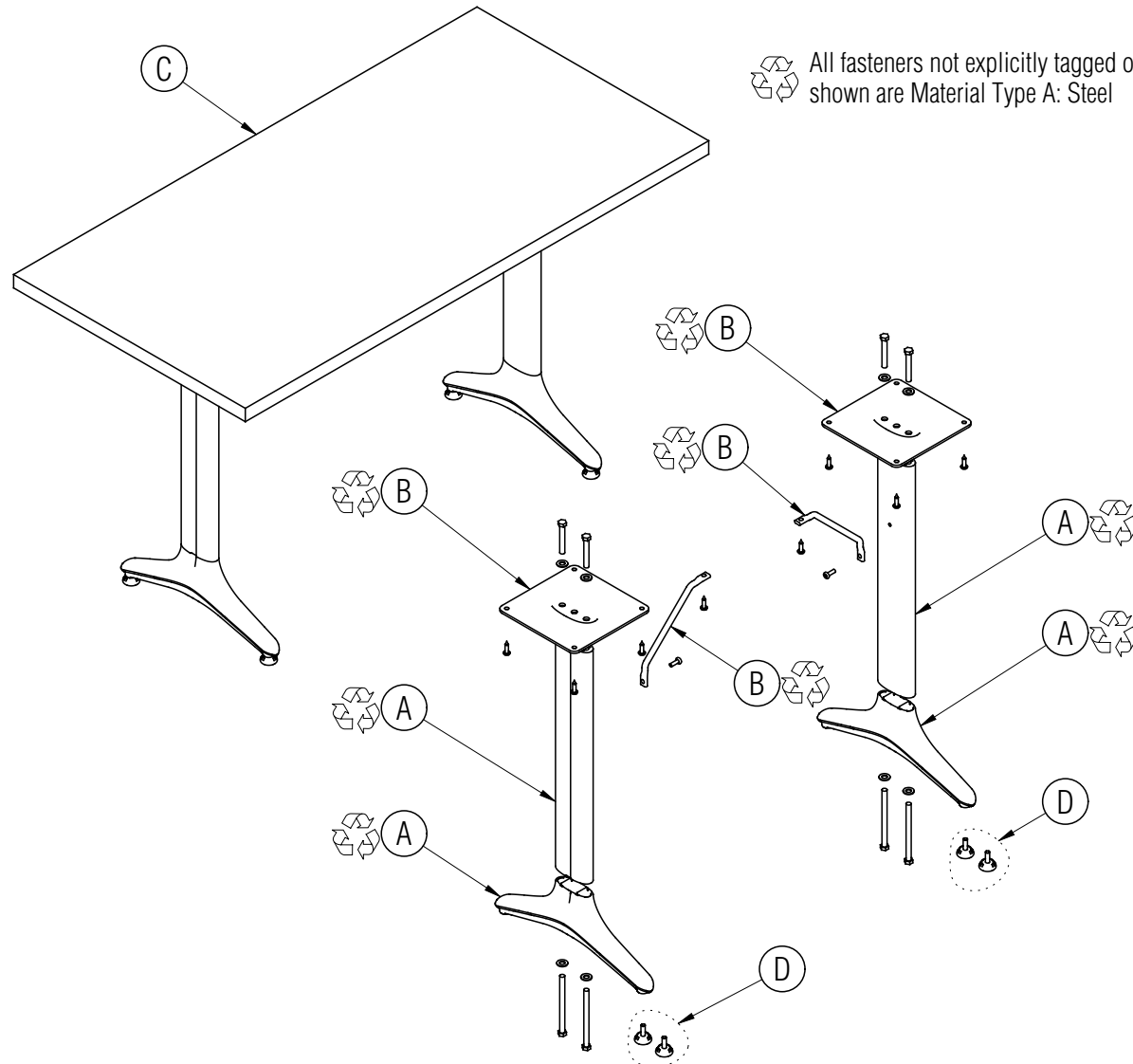


Disassembly Instructions

Datalink Multipurpose and Venue M Base Tables

Material Type: A . Aluminum B. Steel C. Wood / Particle Board D. Plastic



Procedure:

1. Remove the screws holding the legs to the table top and remove the top.
2. Remove the screw holding the wire brace to the leg.
3. Remove the bolts and washers on top of and underneath each leg assembly which will separate the legs into sections.
4. Remove the plastic glides from each metal foot.

General Notes:

1. Disassembly time: 10-15 minutes
2. This procedure assumes basic familiarity with hand tools and furniture terminology: no specialized training is required
3. All materials removed and disassembled shall be sorted and segregated with like materials and disposed of or recycled according to recycling availability or waste acceptance
4. For items to be recycled, refer to KI's End of Life Recycling Matrix and KI's End of Life Recovery Options Matrix, available at www.ki.com

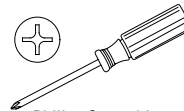
Required Tools



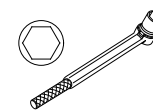
Gloves



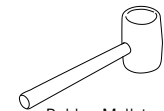
Safety Glasses



Phillips Screwdriver



Hex Socket Wrench



Rubber Mallet