

LAMPADINE STANDARD/STANDARD BULBS

La seguente tabella ha una lettura in orizzontale, le lampadine della colonna 1 appartenenti alla categoria "lampadine standard", possono essere sostituite a scelta da quelle della colonna 2 o 3 appartenenti alla categoria "lampadine a risparmio energetico"

1

INCANDESCENZA INCANDESCENT	bulbo shape bulb	attacco socket	Watt Wattages	finitura colours	bulbo shape	Volts Volts	flusso lm luminous flux	ALOGENE HALOGEN	Watt Wattages	finitura colours	flusso lm luminous flux	FLUORESCENZA FLUORESCENT	Watt Wattage	finitura colours	flusso lm luminous flux
	Oliva Olive shaped	E14	25-40-60W	Chiara bulbo trasparente Transparent	B35	230V	210-400-660lm		18-28-42W	Chiara bulbo trasparente Transparent	220-345-630lm		5-7-10W	Tono caldo Warm light	240-300-500lm
	Oliva Olive shaped	E14	25-40-60W	Smerigliata internamente Frosted	B35	230V	200-400-660lm		18-28-42W	Chiara bulbo trasparente Transparent	220-345-630lm		5-7-10W	Tono caldo Warm light	240-300-500lm
	Oliva Olive shaped	E14	25-40-60W	Biancolatte opalizzata internamente Pearl white	B35	230V	220-440-720lm		18-28-42W	Chiara bulbo trasparente Transparent	220-345-630lm		5-7-10W	Tono caldo Warm light	240-300-500lm
	Sferica Spherical	E14-E27	25-40-60W	Chiara bulbo trasparente Transparent	D35+P45	230V	210-400-660lm		18-28-42W	Chiara bulbo trasparente Transparent	160-320-580lm		5-7-11W	Tono caldo Warm light	250-360-630lm
	Sferica Spherical	E14-E27	25-40-60W	Smerigliata internamente Frosted	D35+P45	230V	200-400-660lm		18-28-42W	Chiara bulbo trasparente Transparent	160-320-580lm		5-7-11W	Tono caldo Warm light	250-360-630lm
	Sferica Spherical	E14-E27	25-40-60W	Biancolatte opalizzata internamente Pearl white	D35+P45	230V	200-400-660lm		18-28-42W	Chiara bulbo trasparente Transparent	160-320-580lm		5-7-11W	Tono caldo Warm light	250-360-630lm
	Sferica Spherical	E14	40-60W	Cupola argentata Silver dome bulb	D35	230V									
	Goccia Standard	E27	40-60-75-100-150W	Chiara bulbo trasparente Transparent	A60	230V	415-710-935-1340-2160lm		28-42-52-70-105W	Chiara bulbo trasparente Transparent	345-630-840-1240-1900lm		7-11-15-20W	Tono caldo Warm light	360-630-850-1160lm
	Goccia Standard	E27	40-60-75-100-150W	Smerigliata internamente Frosted	A60	230V	415-710-935-1340-2160lm		28-42-52-70-105W	Chiara bulbo trasparente Transparent	345-630-840-1240-1900lm		7-11-15-20W	Tono caldo Warm light	360-630-850-1160lm
	goccia Standard	E27	40-60-75-100-150W	Biancolatte opalizzata internamente Pearl white	A60	230V	415-710-935-1340-2160lm		28-42-52-70-105W	Chiara bulbo trasparente Transparent	345-630-840-1240-1900lm		7-11-15-20W	Tono caldo Warm light	360-630-850-1160lm
	T55	E27	40-60-75-100W	Biancolatte opalizzata internamente Pearl white	T55	230V	370-630-935-840-1200lm		28-42-52-70-105W	Chiara bulbo trasparente Transparent	345-630-840-1240-1900lm		7-11-15-20W	Tono caldo Warm light	360-630-850-1160lm
	Fungo Mushroom	E27	75-100W	Biancolatte opalizzata internamente Pearl white	A	230V	1000-1420lm		52-70W	Chiara bulbo trasparente Transparent	840-1240lm				
	Goccia Standard	E27	60-75-100-150W	Cupola argentata Silver dome bulb	A60 CS	230V									
	Fungo R50 spot R50 spot	E14	40W	Chiara con argentatura interna Transparent and silver	R50	230V			28W	Chiara con argentatura interna Transparent and silver					
	Fungo R63 spot R63 SPOT	E27	60W	Chiara con argentatura interna Transparent and silver	R63	230V			42W	Chiara con argentatura interna Transparent and silver					
	Fungo R80 spot R80 SPOT	E27	100W	Chiara con argentatura interna Transparent and silver	R80	230V									
	Fungo R95 spot R95 SPOT	E27	150W	Chiara con argentatura interna Transparent and silver	R95	230V									
	Sferica G120 Spheric G120	E27	60-100-150W	Biancolatte opalizzata internamente Pearl white	G120	230V	650-1230-1800lm		42-70-105W	Chiara bulbo trasparente Transparent	630-1240-1900lm		14-18W	Fluorescenza	830-1040lm

LAMPADINE A RISPARMIO ENERGETICO/ENERGY SAVER BULBS

The enclosed table presents an horizontal way of reading it. The bulbs of the 1st column that belong to the category "standard bulbs", can be substituted with one or more bulbs chosen among those ones of the 2nd and 3rd column and that belong to the category "energy savings bulbs"

2





























ALOGENE HALOGEN	bulbo shape bulb	attacco socket	Watt Wattages	finitura colours	bulbo shape	Volts Volts	flusso lm luminous flux	ALOGENE HALOGEN	Watt Wattages	finitura colours	flusso lm luminous flux	FLUORESCENZA FLUORESCENT	Watt Wattage	finitura colours	flusso lm luminous flux
	Tubolare Tubular	E14-E27	60-100-150-250W	Chiara bulbo trasparente Transparent	QT-26-QT-32	230V	820-1100-1500-2500-4350lm		60-70-100-150-205W	Chiara bulbo trasparente Transparent	820-1180-1800-2870-4200lm				
	Tubolare Tubular	E14-E27	60-100-150-250W	Smerigliata internamente Frosted	QT-26-QT-32	230V	790-1050-1470-2400-4210lm		60-70-100-150-205W	Chiara bulbo trasparente Transparent	820-1180-1800-2870-4200lm				
	Tubolare bombata Tubular	E27	40-60-100-150W	Chiara bulbo trasparente Transparent	BTT	230V	490-840-1600-2550lm		70-100-150W	Chiara bulbo trasparente Transparent	1180-1800-2870lm				
	Tubolare bombata Tubular	E27	40-60-100-150W	Biancolatte opalizzata internamente Pearl white	BTT	230V	460-780-1450-2100lm		70-100-150W	Chiara bulbo trasparente Transparent	1180-1800-2870lm				
	Spot PAR 20 Spot PAR 20	E27	50W	Riflettore alluminio Aluminium reflector	QPAR CB20	230V									
	Spot PAR 30 Spot PAR 30	E27	100W	Riflettore alluminio Aluminium reflector	PAR30S	230V									
	Spot PAR 38 Spot PAR 38	E27	120W	Riflettore alluminio Aluminium reflector	PAR38	230V									
	Tubolare Tubular	B15d	150W	Chiara bulbo trasparente Transparent		230V	2870lm								
	Lineare Linear	R7s 80mm	100-150-200W	Chiara bulbo trasparente Transparent	QT DE 12	230V	1600-2500-3500lm		48-80-120W	Chiara bulbo trasparente Transparent	800-1520-2440lm				
	Lineare Linear	R7s 114mm	150-200-250-300-500W	Chiara bulbo trasparente Transparent	QT DE 13	230V	2400-3500-5300-9500lm		120-160-230-400W	Chiara bulbo trasparente Transparent	2440-3300-5060-9200lm				
	Halopin	G9	25-40-60-75W	Smerigliata Frosted	QT14	230V	230-460-790-1050lm		20-33-48-60W	Chiara bulbo trasparente Transparent	200-460-740-980lm				
	Spot PAR 16 Spot PAR 16	GU 10	35-50W	Riflettore alluminio Aluminium reflector	QPAR CB16	230V			28-40W	Riflettore dicroico Dichroic reflector					
	Spot PAR 16 Spot PAR 16	GZ 10	35-50W	Riflettore dicroico Dichroic reflector		230V									
	Bispina bassa Tensione Low wattage bi-pin	G4+GY 6,35	10-20-35-50W	Chiara bulbo trasparente Transparent		12V	130-320-600-910lm		14-25-35W	Chiara bulbo trasparente Transparent	240-500-860lm				
	Spot PAR 11 Spot PAR 11	GU4	20-35W	Riflettore dicroico Dichroic reflector		12V									
	Spot PAR 16 Spot PAR 16	GU5,3	35-50W	Riflettore alluminio Aluminium reflector	QR CBC 51	12V									
	Spot PAR 16 Spot PAR 16	GU 5,3	35-50W	Riflettore dicroico Dichroic reflector	QR CBC 51	12V			20-35W	Riflettore dicroico Dichroic reflector					
	Spot	G 53	50-75W	Riflettore alluminio Aluminium reflector	QR 111	12V			35-50W	Riflettore alluminio Spot Aluminium reflector Spot					
	QR CBC 52	GX 5,3	50W	Riflettore dicroico Dichroic reflector	QR CBC 52	12V									

LAMPADINE A RISPARMIO ENERGETICO/ENERGY SAVER BULBS

La seguente tabella ha una lettura in orizzontale, le lampadine della colonna 1 possono essere sostituite a scelta da quelle della colonna 3.

LAMPADINE A RISPARMIO ENERGETICO/ENERGY SAVER BULBS

The enclosed table presents an horizontal way of reading it. The bulbs of the 1st column can be substituted with one or more bulbs chosen among those ones of the 3rd column.

1										2				3			
FLUORESCENZA FLUORESCENT	bulbo shape bulb	attacco socket	Watt Wattages	finitura colours	bulbo shape	Volts Volts	flusso lm luminous flux	ALOGENE HALOGEN	Watt Wattages	finitura colours	flusso lm luminous flux	FLUORESCENZA FLUORESCENT	Watt Wattage	finitura colours	flusso lm luminous flux		
	PL-EL/C	E14	7-9-11W	Tono caldo Warm white		230V	365-400- 620lm						5-7-11W	Tono caldo Warm white	250-365-620lm		
	PLC-/E	E27	7-9-11-15-20W	Tono caldo Warm white		230V	400-520-660- 900-1230lm										
	TC-TSE	E27	15-20-23-29-30W	Tono caldo Warm white		230V	900-1230-1500- 1800-1900lm						14-18-22- 30W	Tono caldo Warm white	800-1050- 1410-1920lm		
	GLOBE	E27	15-20-23W	Tono caldo Warm white	GLOBE	230V	700-1150- 1380lm						14-18W	Tono caldo Warm white	830-1050lm		
	TC-SEL	2G7	9 - 11W	Tono caldo Warm white	TC-SEL	230V	600-900lm										
	TC-F	2G10	18 - 24W	Tono caldo Warm white	TC-F	230V	1100-1700lm										
	TC-L	2G11	18-24-36-40-55W	Tono caldo Warm white	TC-L	230V	1200-1800-2300- 3500-4800lm										
	TC-D	G24d2-d3	18 - 26W	Tono caldo Warm white	TC-D	230V	1200-1800lm										
	TC-S	G23	9W	Tono caldo Warm white	TC-S	230V	600lm										
	TC-DEL	G24q1-q2- q3	13-18-26W	Tono caldo Warm white	TC-DEL	230V	900-1200- 1800lm										
	TC-TEL	Gx24q3	32W	Tono caldo Warm white	TC-TEL	230V	1800lm										
	TC-TEL	2G8	120W	Tono caldo Warm white	TC-TEL	230V	9000lm										
	T-R	G10q	32W	Tono caldo Warm white	T-R	230V	2100lm										
	T-R5	2Gx13	22-40-55W	Tono caldo Warm white	T5-C	230V	1800-3200- 4200lm										
	T5	G5	8-24-39-54W	Tono caldo Warm white	T5	230V	295-1750- 3100-4450lm										
	T8	G13	36W	Tono caldo Warm white	T8	230V	3350lm										
	CFL	GX53	7-9W	Tono caldo Warm white	CFL	230V	200-280lm										
ALOGENURI METALLICI METAL HALIDE	bulbo shape bulb	attacco socket	Watt Wattages	finitura colours	bulbo shape	Volts Volts	flusso lm luminous flux	ALOGENE HALOGEN	Watt Wattages	finitura colours	flusso lm luminous flux	FLUORESCENZA FLUORESCENT	Watt Wattage	finitura colours	flusso lm luminous flux		
	Lineare HQI-TS Linear HQI-TS	Rx7s 114,2mm	70W	Chiara bulbo trasparente Transparent		230V	5000lm										
	Tubolare HCI-T Tubular HCI-T	G12	70-150W	Chiara bulbo trasparente Transparent		230V	6500- 13700lm										
	Spot MR16 Spot MR16	GX10	20-35W	Riflettore alluminizzato Aluminized reflector		230V											
LED LED	bulbo shape bulb	attacco socket	Watt Wattages	finitura colours	bulbo shape	Volts Volts	flusso lm luminous flux	ALOGENE HALOGEN	Watt Wattages	finitura colours	flusso lm luminous flux	FLUORESCENZA FLUORESCENT	Watt Wattage	finitura colours	flusso lm luminous flux		
	Spot MR16 Spot MR16	GU5,3	5W	Riflettore alluminio Aluminium reflector	MR16	12V											
	LED star		3x3W	LED star		12V											
	Spot MR16 Spot MR16	GU5,3	8W	Riflettore alluminio Aluminium reflector	MR16	12V	200lm										
	MR16	GU10	5/7/11W	Riflettore alluminio Aluminium reflector	MR16	230V		-									
	LED star	-	1,2W	LED star	-	Corrente350mA											