

RUSHMORE SERIES™

RU



T4 Halogen



T4 Metal Halide

MATERIAL



FOR USE WITH



Power Supplies



Options



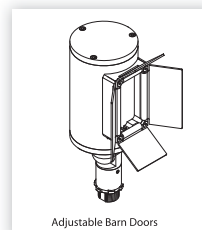
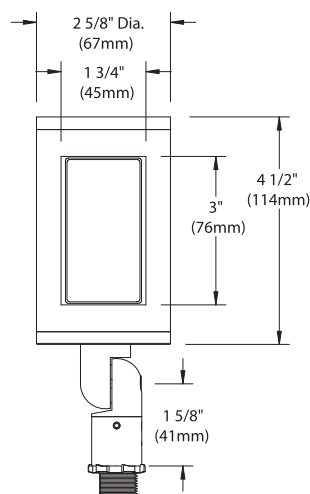
Mounting

"B-K Lighting was created to fill a need in the lighting market. They have since more than filled that need, with quality, consciously-driven luminaires engineered to utilize the most effective sources. Their company-wide commitment to every unique project requirement puts them in the leading role for solving tough illumination situations and leading the way with aesthetic product. I really enjoy working with the custom team, as they have the answers! I also respect their attention to the finite resources of our planet and their particular quality and attention to products for the human environment."

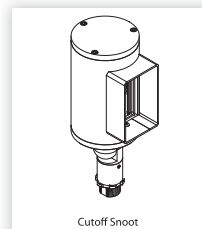
Kath Beacher, Illuminations Inc., BKU Fall 2006



Shown in
Black Wrinkle (BLW) finish



Adjustable Barn Doors



Cutoff Snoot

RUSHMORE SERIES™ | POWER SUPPLIES

INTEGRAL WITH FIXTURE



RU-PC

Power Canopy System™
(Specify Rushmore Series™ Fixture Separately)



RU-HP2

In-Grade (Flush)
(Specify Rushmore Series™ Fixture Separately)



RU-TMB

Tenon Box Mount™
(Specify Rushmore Series™ Fixture Separately)



RU-PM2

Universal Power Module™ 2
(Specify Rushmore Series™ Fixture Separately)



RU-PM2D

Universal Power Module™ 2 Dual
(Specify Rushmore Series™ Fixture Separately)



RU-PPII

Power Pipe II™ System
(Specify Rushmore Series™ Fixture Separately)

REMOTE FROM FIXTURE



RM

Remote Ballast Housing
For use with Metal Halide Lamps only
(Specify Rushmore Series™ Fixture Separately)



DRM

Remote Ballast Housing Dual
For use with Metal Halide Lamps only
(Specify Rushmore Series™ Fixture Separately)



HP2RM

Remote In-Grade (Flush)
(Specify Rushmore Series™ Fixture Separately)



PM2RM

Universal Power Module™ 2 Remote
(Specify Rushmore Series™ Fixture Separately)



PM2RM

Universal Power Module™ 2 Dual Remote
(Specify Rushmore Series™ Fixture Separately)