

MONTISA WORK





MONTISA WORK

For more than 100 years, Montisa has been making smart, hard-working steel furniture designed to face the challenges of an ever-changing workplace. Today, our products support the dynamic, collaborative nature of modern work—from open-plan office spaces to production facilities, from individual spaces to collaborative places, and everywhere in between.



Flexible Lateral File

The Flexible Series Lateral Files can be arranged in multiple ways to allow greater flexibility within your workspace. Our Flexible Series is a true flexible design, meaning it is stackable and reversible in the field. The cabinets can be used as a dividing wall due to its drawer access on both sides. Like many of the Flexibles, the Lateral Files are stackable to allow more storage space.



Lateral File



Lateral with Overfile



Lateral with Shelf

Features

- Smooth steel
- Drawer interiors powder-coated with black textured paint
- Integrated full width J-pull
- Face-mounted locks
- ADA-compliant lock
- Front to back conversion bars (standard)
- Adjustable glides
- Heavy duty slides
- Top: 1 1/4"
- Base 1 1/2"

Options

- Electronic locking system
- Key-alike, key-specific, and master keying
- Side to side file bars
- Available without top or drawer fronts for custom applications such as wood or laminate
- 1 1/2", 2 1/4", 3", 4", 2 3/4" box base with adjustable glides
- Casters 2 1/2" height
- Counterbalance weights (recommended)
- Drawer divider/partition
- Overfile on top of lateral
- Pullout shelf
- Split drawer
- Reversible

Style	Dimensions D x W x H
Lateral Files	20" x 30" x 24-81" 20" x 36" x 24-81" 20" x 42" x 24-81"

*Standard sizes

*Dimensions are nominal

*Please contact a rep for customized requests

Flexible Lateral File

The Flexible Series Lateral Files can be arranged in multiple ways to allow greater flexibility within your workspace. Our flexible series is a true flexible design, meaning it is stackable and reversible in the field. The cabinets can be used as a dividing wall due to its drawer access on both sides. Like many of the Flexibles, the Lateral Files are stackable to allow more storage space.



Split Drawer



Reversible Lateral

Features

- Smooth steel
- Drawer interiors powder-coated with black textured paint
- Integrated full width J-pull
- Face-mounted locks
- ADA-compliant lock
- Front to back conversion bars (standard)
- Adjustable glides
- Heavy duty slides
- Top: 1 1/4"
- Base 1 1/2"

Options

- Electronic locking system
- Key-alike, key-specific, and master keying
- Side to side file bars
- Available without top or drawer fronts for custom applications such as wood or laminate
- 1 1/2", 2 1/4", 3", 4", 2 3/4" box base with adjustable glides
- Casters 2 1/2" height
- Counterbalance weights (recommended)
- Drawer divider/partition
- Overfile on top of lateral
- Pullout shelf
- Split drawer
- Reversible

Style	Dimensions D x W x H
Lateral Files	20" x 30" x 24-81" 20" x 36" x 24-81" 20" x 42" x 24-81"

*Standard sizes

*Dimensions are nominal

*Please contact a rep for customized requests

Flexible Pedestal File

Durable, yet pleasing to the eye, the Flexible Series Pedestal is an elegant addition to the other Flexible Series pieces. A place to keep your work tools and personal belongings out of sight, each File comes with a lock, securing your personal belongings while keeping the appearance of your office.



BF Mobile



BBF Freestanding



FF Freestanding

Features

- Smooth steel
- Black textured drawer interior paint
- Integrated full width J-pull
- Face mounted locks
- Box drawer dividers
- Adjustable glides
- Heavy duty slides

Options

- Key alike, key specific and master keying
- Available without top or drawer fronts for custom applications such as wood or laminate
- Flush mounted aluminum/painted aluminum pulls
- 2", 2 1/2" or 3" box base with adjustable glides
- Casters-2 1/2" height
- Counterbalance weights (recommended)
- Cushion top
- Drawer divider/compressor
- Drawer divider/partition
- Pencil tray
- Tug pull (mobile pedestal only)

Style	Dimensions D x W x H
Mobile	18" x 15" x 21 3/4"
	18" x 15" x 27 1/2"
	18" x 18" x 21 3/4"
	18" x 18" x 27 1/2"
	24" x 15" x 21 3/4"
	24" x 15" x 27 1/2"
Freestanding	18" x 15" x 25 1/8"
	18" x 15" x 25 1/8"
	18" x 18" x 26 1/4"
	18" x 18" x 26 1/4"
	24" x 15" x 25 1/8"
	24" x 15" x 26 1/4"
	24" x 18" x 25 1/8"
	24" x 18" x 26 1/4"

*Standard sizes

*Dimensions are nominal

*Please contact a rep for customized requests

Classic Vertical File

Designed to make the most crowded file drawers operate with ease, the Classic Series Vertical Files feature an ultra-smooth, full progression suspension system. Made of heavy-duty steel and utilizing strong, durable drawer slide the vertical structure also provides a sleek look with its clean, seamless design.



Three Drawer

Features

- Construction: 14 gauge corner gussets, 16 gauge vertical uprights, 16 gauge cross rails, 20 gauge one-piece wrapper
- Smooth steel
- Textured black drawer interior paint
- Heavy duty slides
- Adjustable divider/compressor per drawer
- Full height drawer sides

Options

- Locks
- Security bar kit
- Leveling glides
- Satin aluminum or painted aluminum integrated flush pull (6000 Series only)

Style	Dimensions D x W x H
Vertical Files	28" x 15" x 27-62" 28" x 18" x 27-62"

*Standard sizes

*Dimensions are nominal

*Please contact a rep for customized requests

Classic Lateral File

Popular with the medical and legal community, the Classic Series Lateral Files are designed for not only document security, but for the organization and convenience the Classic Series provides. This is due to the free posting shelf created out of the pull-down file door. This handy shelf makes looking at files and documents useful and easy in any environment.



Lateral with Posting Shelf

Features

- Smooth steel
- Black textured drawer interior paint
- Positive interlock system to ensure only one drawer remains open at any time
- 1 1/4" steel top
- 1 1/2" channel formed steel base
- Heavy duty slides
- Integrated J-pulls
- Label holders
- Manual drawer operation
- Lock
- Dividers

Options

- Natural satin aluminum or painted aluminum pulls
- Laminate tops
- Side-to-side or front-to-back filing
- Counterbalance weights (recommended for 2 high and 3 high modules)
- Security panel
- Additional dividers

Style	Dimensions D x W x H
Lateral with Posting Shelf	20" x 30" x 27-64" 20" x 36" x 27-64" 20" x 42" x 27-64"

*Standard sizes

*Dimensions are nominal

*Please contact a rep for customized requests

Compact Cabinet and Bookcase

The Compact Series Cabinet and Bookcase design is meant to be versatile and functional in order to fit wherever you need. With ample space for displaying, storing, and organizing books, work tools, and other items. They are available in different widths, heights and shelf openings for your individual workplace.



Cabinet



Bookcase

Features

- Smooth steel
- Adjustable shelves in 1 1/4"
- 18 gauge steel shelves for 30" and 36" wide bookcases
- 16 gauge steel shelves for 42" wide bookcases

Options

- Additional shelves
- Add door kits to create storage cabinets (HD suffix)
- Door kit includes 2 doors, one lock, vertically-mounted J-pulls
- Dimensions for storage cabinets are the same as the bookcases
- Keyed random, keyed alike, master keys and core keys available (cabinets only)

Style	Dimensions D x W x H
Cabinets & Bookcases	15" x 30" x 28-67"
	15" x 36" x 28-67"
	15" x 42" x 28-67"
	18" x 30" x 28-67"
	18" x 36" x 28-67"
	18" x 42" x 28-67"

*Standard sizes

*Dimensions are nominal

*Please contact a rep for customized requests

Compact Lateral File

The Compact Series Cabinet Bookcase design is meant to be versatile and functional in order to fit wherever you need. Ideal solution keeping items secure without taking up a lot of room, they are available in different widths, heights and shelf openings for your individual workplace.



Three Drawer



Four Drawer



Six Drawer

Features

- Smooth steel
- Drawer interiors powder-coated with black textured paint
- Integrated full width J-pull
- Face-mounted locks
- ADA-compliant lock
- Front to back conversion bars (standard)
- Adjustable glides
- Heavy duty slides
- Top: 1 1/4"
- Base 1 1/2"

Options

- Electronic locking system
- Key-alike, key-specific, and master keying
- Side to side file bars
- Available without top or drawer fronts for custom applications such as wood or laminate
- Counterbalance weights (recommended)
- Available up to six high

Style	Dimensions D x W x H
Conventional	18" x 30" x 28-67"
Lateral Files	18" x 36" x 28-67" 18" x 42" x 28-67"
Low Profile	18" x 30" x 25-57" 18" x 36" x 25-57" 18" x 42" x 25-57"
Low Profile 6-High	18" x 30" x 71" 18" x 36" x 71" 18" x 42" x 71"

*Standard sizes
 *Dimensions are nominal
 *Please contact a rep for customized requests

Foundation Locker Base

The foundation Locker Base crafts sturdy lockers and cabinets to fit multiple settings. Perfect for students, corporate offices and retail facilities, the Foundation Locker Base offers extra, secure storage space while expanding your work area.



Two Door Locker



Three Wide Locker



Maker Bench

Features

- Combine lockers, cabinets and drawer units
- Smooth steel
- Spring hinge doors
- Finger pulls
- Padlock hasps (lock not included)

Options

- Louvers
- Base riser add 4" height
- Lock: Padlock hasps, combination, key
- Trolley base with casters
- Woodworking vice to top
- Attaching angles for mounting tops
- Maple, steel & laminate tops in various sizes
- Adhesive number plates
- Wire pull
- Padlock hasps
- Lock knock out

Style	Dimensions D x W x H
Lockers	21" x 12" x 27" 21" x 12" x 31" 21" x 18" x 27" 21" x 18" x 31"
Maker Bench	57" x 64" x 34"

*Standard sizes

*Dimensions are nominal

*Please contact a rep for customized requests

Foundation Cabinet Base

The Foundation Cabinet Base crafts sturdy cabinets and lockers in different styles and structures to fit many different settings. Perfect for students, corporate offices and retail facilities, the Foundation Cabinet offers extra storage space while expanding your work area.



Sliding Doors



Double Door



Double Door with Drawers

Features

- Combine lockers, cabinets and floor cabinets
- Smooth steel
- 2 point locking system
- Drawers operate on nylon rollers

Options

- Base riser: add 4" in height
- Risers are 18" or 21" deep
- Additional shelves
- Trolley base with casters
- Woodworking vice to top
- Maple, steel & laminate tops in various sizes
- Keyed random, keyed alike, master keys and core keys available
- Wire pull
- Padlock hasp
- Lock knock out

Style	Dimensions D x W x H
Floor Cabinets	18" x 12" x 27"
	18" x 12" x 31"
	18" x 18" x 27"
	18" x 18" x 31"
	18" x 36" x 27"
	18" x 36" x 31"
	21" x 12" x 27"
	21" x 12" x 31"
	21" x 18" x 27"
	21" x 18" x 31"
21" x 36" x 27"	
21" x 36" x 31"	

*Standard sizes

*Dimensions are nominal

*Please contact a rep for customized requests

Foundation Drawer Base

Designed to pair with a countertop, this series of freestanding, steel-constructed cabinets are the foundation on which you can design a workspace that fits your needs. Mix drawers with cabinets and lockers for durable shop and lab solutions, or to make a statement in any office environment.



Two High Drawer



Three High Drawer



Four High Drawer

Features

- Combine lockers, cabinets and drawer units
- Smooth steel
- Finger pulls
- Wire pulls

Options

- Base riser: add 4" in height
- Risers are 18" or 21" deep
- Additional shelves
- Trolley base with casters
- Woodworking vice to top
- Maple, steel & laminate tops in various sizes
- Padlock hasps (for your lock)
- Knockout (for own lock)

Style	Dimensions D x W x H
Drawer Bases	21" x 18" x 27" 21" x 18" x 31"

*Standard sizes

*Dimensions are nominal

*Please contact a rep for customized requests

Foundation Wall Cabinet

The Wall Assembly Units are designed to mount above your workspace for additional storage. This product is ideal in any office, workshop, education or lab environment when extra space is needed.



Wall Cabinet

Features

- Smooth steel
- Two point locking system

Options

- Base riser: add 4" in height
- Additional shelves

Style	Dimensions D x W x H
Wall Cabinets	12" x 36" x 31"

*Standard sizes

*Dimensions are nominal

*Please contact a rep for customized requests

Stool

Since the Angle Steel three-legged milk stool in 1906, we have grown to provide these seats in a wide variety and multiple heights. The stools have ball feet, optional nylon glides can be bolted to the ball feet for smoother movement and to protect floor surfaces. Made from Angle Steel legs, this product promises durability and will last longer than the average stool.



Metal Top



Maple Top



Upholstered Top

COMING SOON!

Features

- Metal or maple seat
- Smooth steel
- 14" diameter seat
- Extra set of stretchers after 26" tall stools

Options

- Stool glides
- Seat cushion
- Casters (filing stool only)
- Cross braces
- Touch-up paint
- Upholstered top coming soon

Style	Dimensions
Metal & Maple Top Fixed Heights	16" 18" 20" 22" 24" 26" 28" 30"
Metal & Maple Top Adjustable Heights	20-27" 27-34"
Filing Stool Fixed Height	14"

*Standard sizes

*Dimensions are nominal

*Please contact a rep for customized requests

Utility Bench

The Utility Assembly Bench gives those who need an electrical outlet close by multiple power options at their work station. Perfect for Industrial research, laboratory environments and maintenance centers, the Assembly Bench is versatile, cost effective and durable with a variety of options and styles available.



Assembly Bench

Features

- Smooth steel
- All cabinets are 18" W x 21" D x 31" H
- Wire pulls

Options

- Footrest
- Base risers
- Power apron
- Cable management
- Endstop
- Backstop
- Power bench riser
- Non-power bench riser
- 1 3/4 Maple top
- 1 1/4 Plam top
- Wire tunnels

Style	Dimensions D x W x H
Assembly Bench	24" x 48" x 33"
	24" x 60" x 33"
	24" x 72" x 33"
	24" x 96" x 33"
	24" x 120" x 33"
	30" x 48" x 33"
	30" x 60" x 33"
	30" x 72" x 33"
30" x 96" x 33"	
30" x 120" x 33"	

*Standard sizes
 *Please contact a rep for customized requests
 *Heights shown using for Maple tops

Utility Bench

The Utility Height Adjustable Bench is perfect for any industrial, educational, laboratory or maintenance environment. The adjustable feature provides an easy transition between standing and sitting heights. The Height Adjustable Bench is durable with a variety of options and styles available.



Height Adjustable Bench

Features

- 12 gauge legs
- 14 gauge stringers
- Manually adjustable heights
- Shipped KD

Options

- 5" Casters (add 6" in height)
- Footrest
- Lower shelf
- Cable management
- Endstop
- Backstop
- Power/non-power riser(s)
- Risers can be stacked up to 2-high
- Assemble at factory

Top Options

- Maple tops (2 1/4" thick)
- Steel cap-top (2" thick)
- Steel top (2" thick)
- Laminate top (1 1/4" thick)

Style	Dimensions D x W x H
Height Adjustable Bench	24" x 60" x 24-34"
	24" x 72" x 24-34"
	24" x 96" x 24-34"
	30" x 60" x 24-34"
	30" x 72" x 24-34"
	30" x 96" x 24-34"
	36" x 60" x 24-34"
	36" x 72" x 24-34"
36" x 96" x 24-34"	

*Standard sizes

*Dimensions are nominal

*Please contact a rep for customized requests

Utility Bench

Designed to fit any need of your work environment, the Stamped Leg Bench will enhance your work space to be durable yet sophisticated. Available in a variety of tops and options.



Stamped Leg Bench

Options

- Lower shelf
- Channel brace
- Drawer
- Cable management
- Endstop
- Backstop
- Power bench riser
- Non-power bench riser

Top Options

- Maple tops (1 3/4" or 2 1/4" thick)
- Steel cap-top (2" thick)
- Steel top (2" thick)
- Laminate top (1 1/4" thick)

Style	Dimensions D x W x H
Stamped Leg	24" x 60" x 30-34"
	24" x 72" x 30-34"
	24" x 96" x 30-34"
	30" x 60" x 30-34"
	30" x 72" x 30-34"
	30" x 96" x 30-34"
	36" x 60" x 30-34"
	36" x 72" x 30-34"
36" x 96" x 30-34"	

*Standard sizes

*Dimensions are nominal

*Please contact a rep for customized requests

Desks

This simple worktable has all you need to get started: a spacious laminate work surface, a place for power, and an easy-to-use cable management tray. The building block for the Montisa Work's Flexible Furniture line, the Basic Desk grows with your business: begin with a single desk and simply add new ones as your needs expand.



Basic Desk

A spacious laminate work surface, easy-to-use cable management, and a place for a power.

Features

- Smooth steel
- Open or closed leg
- Cable management

Top Options

- Laminate Top 1 1/4" thick

Style	Dimensions D x W x H
Basic Desk	30" x 60" x 29"

*Standard sizes
*Dimensions are nominal
*Please contact a rep for customized requests

Work Tools

Your workspace is your home away from home. Personalize it and make it your own with our custom Work Tools. All of the accessories and desk organization products are designed to simplify your workspace by keeping your essential tools and supplies neat, organized and close at hand.



Bag Hook

Mounts under the work surface to keep bags off the floor and close by. Strong, formed-aluminum construction holds heavy bags with ease.



Bag Sling

Mounts under a work surface, lifting bags into easy reach. Strong, formed-aluminum construction holds heavy bags with ease.



Under Desk Drawer

Mounts beneath a work surface to provide a place to stow work tools and belongings.



Laptop Riser

Lifts your laptop into a comfortable viewing height, improving your posture. It allows air to circulate under your laptop.



Monitor Stand

Frees up valuable space on your desk, workstation, and open office system. The drawer keeps personal items tucked away.




Device Holder

Supports your mobile technology, large and small, compatible across device brands and models.



Under Desk Caddy

The caddy features a small, upper drawer for work tools and personal items; and a large, lower drawer for bags and big items.



File Keeper

A simple and attractive tool for organizing your space. Compatible with standard hanging file-folders.



Privacy Screen

A simple way to minimize visual distractions. A quarter-inch frosted acrylic panel and a mounting bracket.

Finishes

Standard Colors

Montisa Red - PRS8 C0063



Montisa Orange - PYS8 C8289



Montisa Yellow - UYS8 C0010



Montisa Blue - RAL 5015



Montisa Green - UGS8 C0001



International Red - PRS8 C0015



Safety Orange - PES8 C6148



Western Tan - PHS6 C0021




Slate Blue - 710



Forest Green - 705



Royal Brown - PNS4 C0001



Graphite - 738




Sandstone - 708



Light Tan - 611




Seashell White TXT - 721



Black - 705



Platinum Metallic - 730



Astro Grey - 703




Cloud - HAS4 C0001




Artic White - 735




Light Gray - 624




Shell - 629



Champagne Metallic - 731



Seashell White - 707



Artic White TXT - 737



Custom Colors

Montisa Storage can be finished in any custom color. Some custom colors may be available without any additional charge. Please contact your local dealer with a color sample, color name, and color number to receive a quote.



MONTISA

 WORK

 LEARNING

 HEALTH

 HOME





MONTISA WORK