

# POD LENS

design Ross Lovegrove, 1998

**LUCE  
PLAN**

Type: Outdoor/Suspension/Floor/Wall

Light source: Max 23W FBT E27 EEL: A  
LED 13W E27 EEL: A




Product use: Outdoor/Indoor

Materials: injection-moulded polycarbonate, diffuser with prismatic internal walls and overmoulded lens. The material is self-extinguishing

Colors: Grey, terracotta, sage green

Description: A coloured, polycarbonate bud sealed off against the wind and rain which can be hung in branches, placed on paving or planted in the ground. The diffuser that is made entirely of polycarbonate is moulded and shrouds the lamp and is waterproof with the colours resistant to ultraviolet light.

Certifications: IP65

Insulation class:   

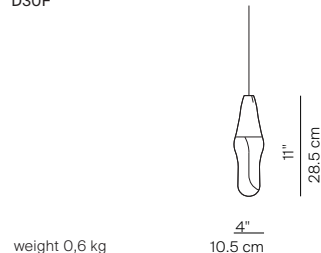
Reference code: Structure  
1D300F/40025 sage green  
1D300F/40013 terracotta  
1D300F/40004 grey

## Accessories

|         |              |            |
|---------|--------------|------------|
| D30/1   | 1D30/0100020 | alu        |
| D30/2   | 1D30/0200004 | grey       |
| D30/3   | 1D30/0300004 | grey       |
| D30/4.1 | 1D30/04/0125 | sage green |
|         | 1D30/04/0113 | terracotta |
|         | 1D30/04/0104 | grey       |
| D30/4.2 | 1D30/04/0225 | sage green |
|         | 1D30/04/0213 | terracotta |
|         | 1D30/04/0204 | grey       |
| D30/4.3 | 1D30/04/0325 | sage green |
|         | 1D30/04/0313 | terracotta |
|         | 1D30/04/0304 | grey       |
| D30/5   | 1D30/0500004 | sage green |
| D30/6   | 1D30/0600025 | green      |

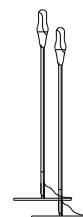


D30F

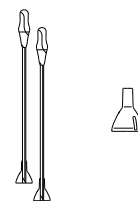


weight 0,6 kg

D30/1  
mobile base



D30/2  
fixed base



D30/4.1  
stem 35 cm



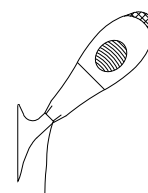
D30/4.2  
stem 120 cm



D30/4.3  
stem 180 cm



D30/3  
wall mount



D30/5  
3 way connector

