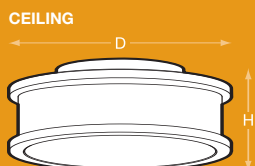
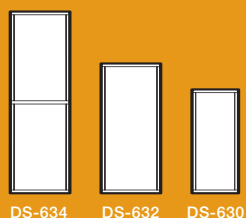

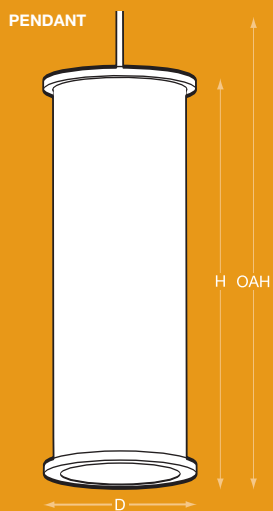


Column

BLANK



Top and bottom bars provide straightforward ornamentation to a white opal acrylic diffuser. On the pendant, choose a black square-cell or concentric louver for optical down light. Our sconce comes standard with open ends but is available with optional top or bottom lens and several diffuser materials. Durable PVD lifetime finishes are available, including polished brass and light or dark nickel. The ceiling unit has a formed opal diffuser and allows a soft glow on the mounting surface. Linear and circular fluorescent sources are paired with these fixtures for optimal performance.

PICTURED:
LP-532-PT(DBZ)-8N75/1R300-120-WH-ECR

COLUMN BLANK				FINISHES	LAMPING				
FIXTURE NO.	DIMENSIONS			TRIM	BODY/DOWN	VOLTAGE	DIFFUSER	LOUVER	OPTIONS
PENDANT	H	D	OAH						
LP-530	22"	9.25"	48"	BA, PB PT	1N200 2F39 2F39/1QP75	120 277	WH	CON ECR	FU
LP-532	30"	11.5"	64"	BA, PB PT	8N75/1R300 4F40/1R300 4F40/1QP250 4F40/1MHP100	120 277	WH	CON ECR	DM, EMI FU
LP-534	36"	13.75"	80"	BA, PB PT	10N100/1R500 6F40/1R500 6F40/1QT500 6F40/1MHT150	120 277	WH	CON ECR	DM, EMI FU
SCONCE	H	W	E						
DS-630 ADA	16"	7.25"	4"	BA, PT PVD	2NT60* 1F27	120 277	FX, SV WH		BL, EMW FU, TL
DS-632	20"	9.25"	5"	BA, PT PVD	2N60 1F39	120 277	FX, SV WH		BL, EMW FU, TL
DS-634	28"	9.25"	5"	BA, PT PVD	3N60 1F40	120 277	FX, SV WH		BL, EMW FU, TL
CEILING	H	D							
CC-228	6.5"	17"		BA, PB PT	3N60 1FC22	120 277	WH		FU

*Two NT40 if specified with top lens. Specify three digit color suffix with PT finish option. OAH is standard, unless otherwise specified. See page 52.