

ESCALA MEDIA WALL - WOOD DOOR CABINETS

SIN #711-9



SPECIFY:

1. Model number
2. Wood species
3. Cabinet finish
4. Leg finish
5. Options, as applicable

PRODUCT FEATURES:

- Available in Maple and White Oak, in all standard wood finishes.
- For custom wood finish, please add one-time upcharge of \$270 List per color per order.
- Custom sizes available, contact Customer Service for pricing.
- Laminates available in Arcadia standard laminates.
- Custom laminates available, contact Customer Service for pricing.
- Hinged overlay wood doors with pulls.
- Three standard powdercoat pull finish options: #90 Metallic Silver, #91 Chrome or #95 Satin Black.
- All models feature one 3/4" thick adjustable wood shelf.
- Metal legs measure 4" in height.
- Three standard leg finish options: #90 Metallic Silver, #91 Chrome or #95 Satin Black.
- **Note: Please include layout drawings or sketch with each order.**
- Media wall units are bolted together for alignment consistency and maximum stability.
- Field assembly required.
- Unless specified, pull finish will match specified leg finish.
- Optional door locks available, please specify "-L" and add \$130 to List Price.
- Optional 2" black grommet positioned in rear of cabinet available to facilitate electrical/data cable management, please specify and add \$65 List.

CONFERENCE ROOM

	MODEL NUMBER	PRODUCT SPECIFICATIONS	LIST
	ES-2224WR (Opens Right)	Overall Dimensions: 22" W x 22" D x 24" H Inside Clearance: 20 ¹ / ₂ " W x 20 ¹ / ₄ " D x 19 ¹ / ₄ " H 40 lbs.	1187
	ES-2224WL (Opens Left)	Overall Dimensions: 22" W x 22" D x 24" H Inside Clearance: 20 ¹ / ₂ " W x 20 ¹ / ₄ " D x 19 ¹ / ₄ " H 40 lbs.	1187
	ES-3024W	Overall Dimensions: 30" W x 22" D x 24" H Inside Clearance: 28 ¹ / ₂ " W x 20 ¹ / ₄ " D x 19 ¹ / ₄ " H 52 lbs.	1953
	ES-2229WR (Opens Right)	Overall Dimensions: 22" W x 22" D x 29" H Inside Clearance: 20 ¹ / ₂ " W x 20 ¹ / ₄ " D x 20 ¹ / ₄ " H 47 lbs.	1674
	ES-2229WL (Opens Left)	Overall Dimensions: 22" W x 22" D x 29" H Inside Clearance: 20 ¹ / ₂ " W x 20 ¹ / ₄ " D x 20 ¹ / ₄ " H 47 lbs.	1674
	ES-3029W	Overall Dimensions: 30" W x 22" D x 29" H Inside Clearance: 28 ¹ / ₂ " W x 20 ¹ / ₄ " D x 20 ¹ / ₄ " H 55 lbs.	2402

ESCALA MEDIA WALL - WOOD DOOR HUTCH

SIN #711-9




PRODUCT FEATURES:

- Available in Maple and White Oak, in all standard wood finishes.
- For custom wood finish, please add one-time upcharge of \$270 List per color per order.
- For two-tone finishes, please add 10% to List Price.
- Custom sizes available, contact Customer Service for pricing.
- Laminates available in Arcadia standard laminates.
- Custom laminates available, contact Customer Service for pricing.
- Hutch units sit atop storage cabinets.
- Top features Escala edge detail.
- Hinged overlay wood doors with pulls.
- Three standard powdercoat pull finish options: #90 Metallic Silver, #91 Chrome or #95 Satin Black. Pull finish will match specified leg finish of corresponding cabinet, unless otherwise specified.
- All wood door units feature three 3/4" thick interior adjustable wood shelves as standard.
- **Note: Please include layout drawings or sketch with each order.**
- Media wall units are bolted together for alignment consistency and maximum stability.
- Field assembly required.
- Optional door locks available, please specify "-L" and add \$130 to List Price.



SPECIFY:

1. Model number
2. Wood species
3. Cabinet finish
4. Options, as applicable

	MODEL NUMBER	PRODUCT SPECIFICATIONS	LIST
	EH-2256WR (Opens Right)	Overall Dimensions: 22" W x 15" D x 56" H Inside Clearance: 20 1/2" W x 13 1/4" D x 53 1/2" H 80 lbs.	2293
	EH-2256WL (Opens Left)	Overall Dimensions: 22" W x 15" D x 56" H Inside Clearance: 20 1/2" W x 13 1/4" D x 53 1/2" H 80 lbs.	2293
	EH-3056W	Overall Dimensions: 30" W x 15" D x 56" H Inside Clearance: 28 1/2" W x 13 1/4" D x 53 1/2" H 80 lbs.	3145

CONFERENCE ROOM

ESCALA MEDIA WALL - GLASS DOOR CABINETS

SIN #711-9



SPECIFY:

1. Model number
2. Wood species
3. Cabinet finish
4. Pull finish
5. Leg finish
6. Options, as applicable

PRODUCT FEATURES:

- Available in Maple and White Oak, in all standard wood finishes.
- For custom wood finish, please add one-time upcharge of \$270 List per color per order.
- Custom sizes available, contact Customer Service for pricing.
- Laminates available in Arcadia standard laminates.
- Custom laminates available, contact Customer Service for pricing.
- Hinged overlay glass doors with pulls.
- Three standard powdercoat pull finish options: #90 Metallic Silver, #91 Chrome or #95 Satin Black.
- All models feature one 3/4" thick adjustable wood shelf.
- 1/4" thick interior adjustable clear glass shelf available at no upcharge, please specify "-GS" after model number.
- Metal legs measure 4" in height.
- Three standard leg finish options: #90 Metallic Silver, #91 Chrome or #95 Satin Black.
- **Note: Please include layout drawings or sketch with each order.**
- Media wall units are bolted together for alignment consistency and maximum stability.
- Field assembly required.
- Unless specified, pull finish will match specified leg finish.
- Optional 2" black grommet positioned in rear of cabinet available to facilitate electrical/ data cable management, please specify and add \$65 List.

CONFERENCE ROOM

	MODEL NUMBER	PRODUCT SPECIFICATIONS	LIST
	ES-2224GR (Opens Right)	Overall Dimensions: 22" W x 22" D x 24" H Inside Clearance: 20 1/2" W x 20 1/4" D x 19 1/4" H 44 lbs.	1363
	ES-2224GL (Opens Left)	Overall Dimensions: 22" W x 22" D x 24" H Inside Clearance: 20 1/2" W x 20 1/4" D x 19 1/4" H 44 lbs.	1363
	ES-3024G	Overall Dimensions: 30" W x 22" D x 24" H Inside Clearance: 28 1/2" W x 20 1/4" D x 19 1/4" H 58 lbs.	2245
	ES-2229GR (Opens Right)	Overall Dimensions: 22" W x 22" D x 29" H Inside Clearance: 20 1/2" W x 20 1/4" D x 20 1/4" H 51 lbs.	1929
	ES-2229GL (Opens Left)	Overall Dimensions: 22" W x 22" D x 29" H Inside Clearance: 20 1/2" W x 20 1/4" D x 20 1/4" H 51 lbs.	1929
	ES-3029G	Overall Dimensions: 30" W x 22" D x 29" H Inside Clearance: 28 1/2" W x 20 1/4" D x 20 1/4" H 59 lbs.	2768

ESCALA MEDIA WALL - GLASS DOOR HUTCH

SIN #711-9


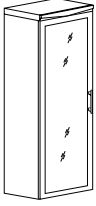
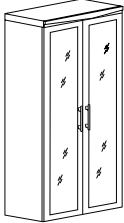
PRODUCT FEATURES:

- Available in Maple and White Oak, in all standard wood finishes.
- For custom wood finish, please add one-time upcharge of \$270 List per color per order.
- For two-tone finishes, please add 10% to List Price.
- Custom sizes available, contact Customer Service for pricing.
- Laminates available in Arcadia standard laminates.
- Custom laminates available, contact Customer Service for pricing.
- Hutch units sit atop storage cabinets.
- Top features Escala edge detail.
- Hinged overlay glass doors with pulls.
- Three standard powdercoat pull finish options: #90 Metallic Silver, #91 Chrome or #95 Satin Black. Pull finish will match specified leg finish of corresponding cabinet, unless otherwise specified.
- All glass door units feature three 3/4" thick interior adjustable wood shelves as standard.
- 1/4" thick clear glass shelves available at no upcharge, please specify "-GS" after model number.
- **Note: Please include layout drawings or sketch with each order.**
- Media wall units are bolted together for alignment consistency and maximum stability.
- Field assembly required.
- Optional door locks available, please specify "-L" and add \$130 to List Price.
- Optional light fixture available on hutch units. Specify "-LT" after model number and add: \$100 List for single door units \$200 List for double door units



SPECIFY:

1. Model number
2. Wood species
3. Cabinet finish
4. Options, as applicable

	MODEL NUMBER	PRODUCT SPECIFICATIONS	LIST
	EH-2256GR (Opens Right)	Overall Dimensions: 22" W x 15" D x 56" H Inside Clearance: 20 1/2" W x 13 1/4" D x 53 1/2" H 90 lbs.	2634
	EH-2256GL (Opens Left)	Overall Dimensions: 22" W x 15" D x 56" H Inside Clearance: 20 1/2" W x 13 1/4" D x 53 1/2" H 90 lbs.	2634
	EH-3056G	Overall Dimensions: 30" W x 15" D x 56" H Inside Clearance: 28 1/2" W x 13 1/4" D x 53 1/2" H 115 lbs.	3613

CONFERENCE ROOM

ESCALA MEDIA WALL - OPEN HUTCH

SIN #711-9



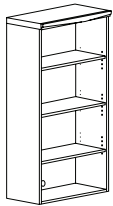
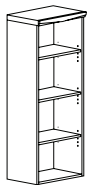
SPECIFY:

1. Model number
2. Wood species
3. Top cap finish
4. Body finish
5. Options, as applicable

PRODUCT FEATURES:

- Available in Maple and White Oak, in all standard wood finishes.
- For custom wood finish, please add one-time upcharge of \$270 List per color per order.
- For two-tone finishes, please add 10% to List Price.
- Custom sizes available, contact Customer Service for pricing.
- Laminates available in Arcadia standard laminates.
- Custom laminates available, contact Customer Service for pricing.
- Hutch units sit atop storage cabinets.
- Top features Escala edge detail.
- All models units feature three 3/4" thick interior adjustable wood shelves as standard.
- 1/4" thick clear glass shelves available at no upcharge, please specify "-GS" after model number.
- **Note: Please include layout drawings or sketch with each order.**
- Media wall units are bolted together for alignment consistency and maximum stability.
- Field assembly required.
- Optional light fixture available on hutch units. Specify "-LT" after model number and add: \$100 List for single door units \$200 List for double door units

CONFERENCE ROOM



	MODEL NUMBER	PRODUCT SPECIFICATIONS	LIST
	EH-2256	Overall Dimensions: 22" W x 15" D x 56" H Inside Clearance: 20 ¹ / ₂ " W x 13 ¹ / ₄ " D x 53 ¹ / ₂ " H 72 lbs.	1916
	EH-3056	Overall Dimensions: 30" W x 15" D x 56" H Inside Clearance: 28 ¹ / ₂ " W x 13 ¹ / ₄ " D x 53 ¹ / ₂ " H 86 lbs.	2555