


Notes:

Job:

Type:

# POLES

## TAPERED ROUND COMPOSITE - ANCHOR BASE



**GENERAL DESCRIPTION:** The Gardco/Emco Lighting TRC tapered round composite pole consists of a one-piece round fiberglass reinforced composite lighting standard. The non-corroding composite material will not deteriorate in acid soil, acid rain or salt air and will outlast wood, aluminum, steel and concrete under the same climatic conditions. The poles are finished in your choice of four colors. All poles include anchor bolts, hand hole, base shroud, ground lug and top cap.

### ORDERING

PREFIX	BASE TYPE	HEIGHT	DRILLING	FINISH

Enter the order code into the appropriate box above. Note: Gardco reserves the right to refuse a configuration. Not all combinations and configurations are valid. Refer to notes below for exclusions and limitations. For questions or concerns, please consult the factory.

#### PREFIX

TRC

#### BASE

AB Anchor Base

#### HEIGHT

8' 20' M,H  
 10' 25' M,H  
 12' 30' M,H  
 16' M,H 35' L,M,H  
 18' 40' M,H

#### DRILLING

D1 1 Way  
 D2 2 Way  
 D3 3 Way  
 D4 4 Way  
 T2 2 3/8" OD Tenon

### FINISH

BRP Bronze Paint  
 BLP Black Paint  
 WP White Paint  
 NP Natural Aluminum Paint

Contact factory for optional  
 and special colors

### POLE DATA

CATALOG NUMBER	POLE SIZE				MAXIMUM LUMINAIRE LOADING*				ANCHOR BOLT DATA**		
	PREFIX-HEIGHT	ACTUAL HEIGHT	POLE WEIGHT (lbs.)	POLE DIAMETER (in.) TOP BASE	120 MPH EPA-FT <sup>2</sup>	100 MPH EPA-FT <sup>2</sup>	90 MPH EPA-FT <sup>2</sup>	80 MPH EPA-FT <sup>2</sup>	MAX WEIGHT (LBS)	BOLT CIRCLE (inches)	BOLT SIZE (inches)
TRC-AB-8	8'	20	4.1 5.2	9.5	14.4	18.1	23.4	150	8.0	5/8 X 18 X 3	
TRC-AB-10	10'	23	4.1 5.4	7.3	11.4	14.6	19.0	150	8.0	5/8 X 18 X 3	
TRC-AB-12	12'	28	4.1 5.7	5.7	9.3	12.1	16.0	150	8.5	5/8 X 18 X 3	
TRC-AB-14	14'	32	4.1 5.9	4.6	7.9	10.4	14.0	150	8.5	5/8 X 18 X 3	
TRC-AB-16M	16'	36	4.1 6.2	3.0	5.5	7.4	10.0	100	8.5	5/8 X 18 X 3	
TRC-AB-16H	16'	42	4.4 6.6	4.1	7.6	10.2	13.8	150	11.5	1 X 36 X 4.5	
TRC-AB-18	18'	46	4.1 6.9	3.3	6.6	9.0	12.4	150	11.5	1 X 36 X 4.5	
TRC-AB-20M	20'	49	4.4 7.1	2.6	5.6	8.0	11.3	150	11.5	1 X 36 X 4.5	
TRC-AB-20H	20'	62	4.6 7.3	5.9	8.9	11.1	14.4	200	11.5	1 X 36 X 4.5	
TRC-AB-25M	25'	75	4.6 7.3	3.4	5.7	7.3	9.6	200	11.5	1 X 36 X 4.5	
TRC-AB-25H	25'	109	6.2 9.5	5.4	9.0	11.5	14.9	300	14.0	1 1/4 X 42 X 6	
TRC-AB-30M	30'	140	4.9 8.5	6.0	9.5	12.0	15.6	200	11.5	1 X 36 X 4.5	
TRC-AB-30H	30'	174	6.4 10.3	7.1	11.7	15.2	19.7	300	14.5	1 1/4 X 42 X 6	
TRC-AB-35L	35'	161	4.9 8.5	2.6	4.7	6.2	8.5	200	11.5	1 X 36 X 4.5	
TRC-AB-35M	35'	201	6.4 11.0	4.0	7.8	10.8	14.3	300	15.0	1 1/4 X 42 X 6	
TRC-AB-35H	35'	248	6.6 11.1	7.2	12.5	16.6	21.8	300	15.0	1 1/4 X 42 X 6	
TRC-AB-40M	40'	227	6.4 11.7	2.5	6.0	8.8	12.2	300	15.5	1 1/4 X 42 X 6	
TRC-AB-40H	40'	263	6.6 11.8	5.4	10.4	14.1	19.2	300	15.5	1 1/4 X 42 X 6	

\*Warning: Additional wind loading, in terms of EPA, from banners, cameras, floodlights and other accessories attached to the pole, must be added to the luminaire(s) EPA before selecting the pole with the appropriate wind load capability. \*\*Factory supplied template must be used when setting anchor bolts. Gardco/Emco Lighting will not honor any claim for incorrect anchorage placement resulting from failure to use factory supplied templates.

Gardco Lighting/EMCO Lighting reserves the right to change materials or modify the design of its product without notification as part of the company's continuing product improvement program.

© Copyright Gardco Lighting 2001-2007. All Rights Reserved. International Copyright Secured.

A Genlyte Company

1611 Clovis Barker Road  
 San Marcos, TX 78666  
 (800) 227-0758  
 (512) 753-1000  
 FAX: (512) 753-7855  
 www.sitelighting.com



79415-29/1007

# POLES TAPERED ROUND COMPOSITE - ANCHOR BASE

## SPECIFICATIONS

**POLE SHAFT:** The round pole shall be constructed by the filament winding process from thermosetting polyester resin and contain a minimum of 65 percent "E" type fiberglass by weight. The filament windings shall be continuously applied with uniform tension and shall be placed on the pole helically at low angles to provide axial strength. Additional windings shall be placed on the pole in a circular manner to provide compressive strength.

The resin used to make the pole is ultraviolet resistant.

The surface of the pole has a smooth finish that is uniform along the entire length of the pole.

The pole is flame resistant in accordance with ASTM D635. Specimens must cease to burn before the gauge mark of 100mm (3.9 inches) is reached.

If applicable, Tenons are permanently bonded to the fiberglass shaft and are hot-dipped galvanized steel to ASTM A153, or are 6061-T6 or A356-T6 aluminum.

**BASE:** Anchor base poles include a heavy-duty, A356-T6 aluminum base casting, which is permanently bonded to the outside of the fiberglass shaft. Bases are polyurethane coated to match the pole color.

**ANCHOR BOLTS:** Anchor bolts are supplied with and shall conform to ASTM F-1554 with threaded end, hex nuts (2 per bolt) and flat washers (2 per bolt) each galvanized to ASTM-A153. A bolt hole template is furnished with the anchor bolts.

**HANDHOLE:** The (standard) handhole shall be 2.5" x 5" and provided with a vandal-resistant, stainless steel 1/4" socket head screw. All handhole covers are polyurethane coated to match pole color.

**POLE TOP CAP:** Each pole assembly is provided with pole top cap.

**FINISH:** A highly weather resistant, pigmented, polyurethane coating is applied to the pole. The coating has a minimum dry film thickness of 1.5 mils. Poles are available in white, bronze, natural or black.

**DESIGN:** The poles as charted are designed to withstand dead loads and predicted dynamic loads developed by variable wind speeds with an additional 30% gust factor under the following conditions:

The charted weights include luminaire(s) and/or mounting bracket(s).

The wind velocities are based on 10 mph increments from 80 mph through 120 mph. Poles to be located in areas of known abnormal conditions may require special consideration. For example: coastal areas, airports and areas of special winds.

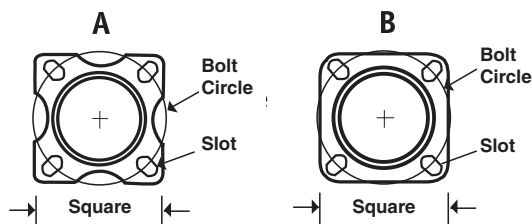
Poles are designed for ground mounted applications. Poles mounted on structures (such as buildings and bridges) may also necessitate special consideration requiring Gardco/Emco Lighting's recommendation. Height correction factors and drag coefficients are applied to the entire structure. An appropriate safety factor is maintained based on the minimum yield strength of the material incorporated in the pole.

**WARNING:** This design information is intended as a general guideline only. The customer is solely responsible for proper selection of pole, luminaire, accessory and foundation under the given site conditions and intended usage. The addition of any items to the pole, in addition to the luminaire, will dramatically impact the EPA load on that pole. It is strongly recommended that a qualified professional be consulted to analyze the loads given the user's specific needs to ensure proper selection of the pole, luminaire, accessories, and foundation. Gardco/Emco Lighting and Genlyte Thomas Group, LLC assume no responsibility for such proper analysis or product selections. **Failure to insure proper site analysis, pole selection, loads and installation can result in pole failure, leading to serious injury or property damage.**

**GENERAL INFORMATION:** Mounting height is the vertical distance from the base of the lighting pole to the center of the luminaire arm at the point of luminaire attachment.

Twin arms as charted are oriented at 180° with respect to each other. For applications of two (2) arms at 90° or other multiple arm applications, consult the factory.

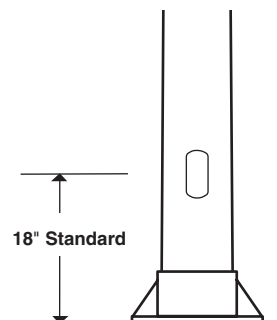
## DIMENSIONS



**NOTE:** Factory supplied template must be used when setting anchor bolts. Gardco Lighting will not honor any claim for incorrect anchorage placement from failure to use factory supplied templates.

### Anchor Base Dimensions

Bolt Circle	Drawing	Square	Slot
8"	A	7.75"	.8125" x 1.3125"
8.5"	A	8.125"	.8125" x 1.3125"
9.5"	A	8.8"	.8125" x 1.3125"
11.5"	B	11"	1.25" x 1.75"
14"	B	12.9"	1.5" x 2"
14.5"	B	13.3"	1.5" x 2"
15"	B	13.5"	1.5" x 2"
15.5"	B	14"	1.5" x 2"



Gardco Lighting/EMCO Lighting reserves the right to change materials or modify the design of its product without notification as part of the company's continuing product improvement program.

© Copyright Gardco Lighting 2001-2007. All Rights Reserved. International Copyright Secured.

A Genlyte Company

1611 Clovis Barker Road  
San Marcos, TX 78666  
(800) 227-0758  
(512) 753-1000  
FAX: (512) 753-7855  
www.sitelighting.com



79415-29/1007