

XPECT ADMIN-RECEPTION
SPECIFICATION GUIDE & LIST PRICES


April 1, 2014
Revised January 6, 2016




TUOHY

ORDERING GALLERY MODULES	BJ2
GALLERY MODULES 25D	BJ2
GALLERY MODULES 31D	BJ3
GALLERY MODULES 37D	BJ3
DOCUMENT MANAGER	BJ4
FABRIC PANEL (COM)	BJ4
CUBBY MANAGER	BJ4
TRANSACTION TOP	BJ4
GALLERY FRONT PANEL	BJ4

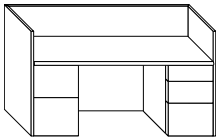
Gallery Modules 25d



	w	25d	42h	Product No.	List \$
Gallery Shell: 42x25	42			LSA-4224-	1553
Gallery Shell: 48x25	48			LSA-4824-	1645
Gallery Shell: 54x25	54			LSA-5424-	1730
Gallery Shell: 60x25	60			LSA-6024-	1817
Gallery Shell: 66x25	66			LSA-6624-	1904
• Gallery Shell: 72x25	72			LSA-7224-	1995
Gallery Shell: 78x25	78			LSA-7824-	2080
Gallery Shell: 84x25	84			LSA-8424-	2177
Gallery Shell: 90x25	90			LSA-9024-	2262



• Gallery End Panel 25d x 42h	+1			Z	401
Modules (~ where applicable):		24d	28.4h		
• End Panel	1			A	281
Shelving 15	15			B	794
Shelving 18	18			C	839
Shelving 30	30			E	1017
Shelving 36	36			F	1112
Cabinet-LH 15	15			N	1139
Cabinet-LH 18	18			P	1167
Cabinet-RH 15	15			R	1139
Cabinet-RH 18	18			S	1167
Double Cabinet 30	30			U	1469
Double Cabinet 36	36			V	1565



• 2File 18	18			W	1477
• 2Box/File 18	18			Y	1590
4Box 18	18			0	1772
2LatFile 30	30			2	1715
2LatFile 36	36			3	1815
2LatB/LatFile 30	30			6	1878
2LatB/LatFile 36	36			7	1986

Open Kneespace (#) —
= inches required

Ordering Gallery Modules:

Choose the Gallery Shell size desired from each of the listings above and on the opposite page; a shell is comprised of a top and a 42h panel. Note the ProductNo and List \$ that correspond to the depth and base treatment desired. Follow the ProductNo column down until you have located the first (left-most) end panel or pedestal desired, then append the letter/number code to the original item number and add the price to the original price. Continue adding modules in this manner until your unit is complete.

The overall unit width will be the accumulated widths of all modules chosen; this dimension cannot be greater than your shell width. The overall price will be the accumulated prices and the final item number will be the original number plus all of the letter codes for the pedestals added.

Gallery Module Sample Order



Gallery Shell: 72x25	LSA-7224-	1995
Gallery End Panel	Z	401
2File 18w	W	1477
Open Kneespace—36 inches	(36)	0
2Box/File 18w	Y	1590
Gallery End Panel	Z	401
List Price:		5864

LSA-7224-ZW(36)YZ

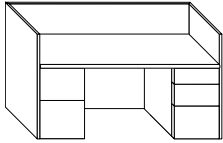

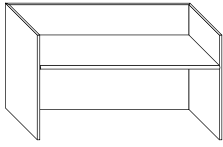


Specify: Product No. & Qty
Tagging
Hardware Finish
Edge Detail
Wood Finish

• Denotes Item is illustrated.
~ Includes locks.
‡ Requires field sub-assembly.

Prices listed in Wood1 Finishes.

Gallery Modules 31d



	w	31d	42h	Product No.	List \$
Gallery Shell 31d					
Gallery Shell: 42x31	42			LSA-4230-	1605
Gallery Shell: 48x31	48			LSA-4830-	1704
Gallery Shell: 54x31	54			LSA-5430-	1790
Gallery Shell: 60x31	60			LSA-6030-	1884
Gallery Shell: 66x31	66			LSA-6630-	1975
• Gallery Shell: 72x31	72			LSA-7230-	2076
Gallery Shell: 78x31	78			LSA-7830-	2163
Gallery Shell: 84x31	84			LSA-8430-	2269
Gallery Shell: 90x31	90			LSA-9030-	2356

- Gallery End Panel 31d x 42h +1

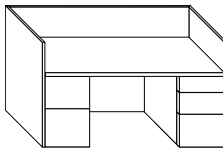
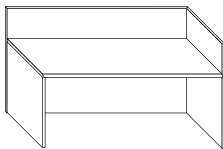
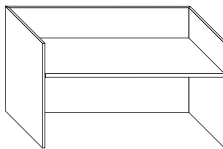
↑ ↑
Z 439

Modules: 30d 28.4h

- Pedestal End Panel 30 1
- 2File 18 18
- 2Box/File 18 18
- 4Box 18 18
- Open Kneespace

A 306
 W 1533
 Y 1651
 O 1842
 (#) —
 # = inches required

Gallery Modules 37d



	w	37d	42h	Product No.	List \$
Gallery Shell 37d					
• Gallery Shell: 72x37	72			LSA-7236-	2150
Gallery Shell: 78x37	78			LSA-7836-	2245
Gallery Shell: 84x37	84			LSA-8436-	2363
Gallery Shell: 90x37	90			LSA-9036-	2453

- Gallery End Panel 37d x 42h +1

↑ ↑
Z 476

Modules: 36d 28.4h

- Pedestal End Panel 36 1
- 2File 18 18
- 2Box/File 18 18
- 4Box 18 18
- Open Kneespace

A 331
 W 1765
 Y 1902
 O 2122
 (#) —
 # = inches required

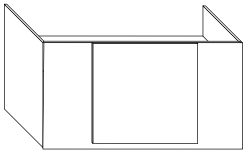
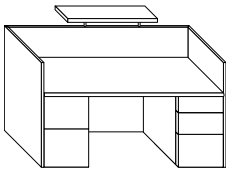
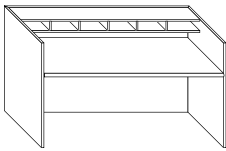
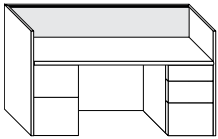
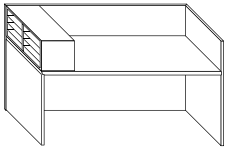


Specify: Product No. & Qty
 Tagging
 Hardware Finish
 Edge Detail
 Wood Finish

- Denotes Item is illustrated.
- Includes locks.
- ‡ Requires field sub-assembly.

Prices listed in Wood1 Finishes.

Desk Gallery Program (cont.)



Product No. List \$

Document Manager	11.7w	d	12.1h		
Document Manager 24	24			LSDM-24	1087
• Document Manager 30	30			LSDM-30	1261
Document Manager 36	36			LSDM-36	1345

Fabric Panel (COM)	w	1d	12.1h	COM	
Fabric Panel 24	24		0.8	LSFP-24	240
Fabric Panel 30	30		1.0	LSFP-30	260
Fabric Panel 36	36		1.2	LSFP-36	280
Fabric Panel 42	42		1.3	LSFP-42	337
Fabric Panel 48	48		1.5	LSFP-48	396
Fabric Panel 54	54		1.7	LSFP-54	454
Fabric Panel 60	60		1.8	LSFP-60	465
Fabric Panel 66	66		2.0	LSFP-66	475
Fabric Panel 72	72		2.2	LSFP-72	485
Fabric Panel 78	78		2.3	LSFP-78	510
Fabric Panel 84	84		2.5	LSFP-84	529
Fabric Panel 90	90		2.7	LSFP-90	555

Cubby Manager	w	11d	6.75h		
Cubby Manager 48	48			LSCM-48	1257
• Cubby Manager 54	54			LSCM-54	1284
Cubby Manager 60	60			LSCM-60	1308
Cubby Manager 66	66			LSCM-66	1337
Cubby Manager 72	72			LSCM-72	1364
Cubby Manager 78	78			LSCM-78	1383
Cubby Manager 84	84			LSCM-84	1399
Cubby Manager 90	90			LSCM-90	1474

Transaction Top	w	12d	1.5th	Wood	
• GalleryTop 36	36			LSTT-36	783
GalleryTop 42	42			LSTT-42	812
GalleryTop 48	48			LSTT-48	838
GalleryTop 54	54			LSTT-54	864
GalleryTop 60	60			LSTT-60	894
GalleryTop 66	66			LSTT-66	921
GalleryTop 72	72			LSTT-72	945
GalleryTop 78	78			LSTT-78	964
GalleryTop 84	84			LSTT-84	977
GalleryTop 90	90			LSTT-90	1047

For Gallery Tops ready for customer-supplied stone, specify Option GT.

Gallery Front Panel	w	1d	42h	Wood	
Gallery Front 36	36			LSTP-36	648
Gallery Front 42	42			LSTP-42	689
Gallery Front 48	48			LSTP-48	732
• Gallery Front 54	54			LSTP-54	778
Gallery Front 60	60			LSTP-60	818
Gallery Front 66	66			LSTP-66	891
Gallery Front 72	72			LSTP-72	938
Gallery Front 78	78			LSTP-78	990
Gallery Front 84	84			LSTP-84	1054
Gallery Front 90	90			LSTP-90	1109

For COM materials applied to a front panel, specify Option COM, price is determined per request.

Specify: Product No. & Qty
Tagging
Hardware Finish
Edge Detail
Wood Finish

• Denotes Item is illustrated.
- Includes locks.
‡ Requires field sub-assembly.

Prices listed in Wood1 Finishes.

ADMIN & RECEPTION: XPECT



NOTES