


GENEVA COLLECTION
SPECIFICATION GUIDE & LIST PRICES

April 1, 2014
Updated February 26, 2016



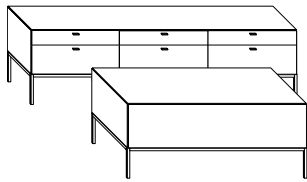
TUOHY

GENEVA CASEGOODS

Design:
Halsey, McCormack & Helmer

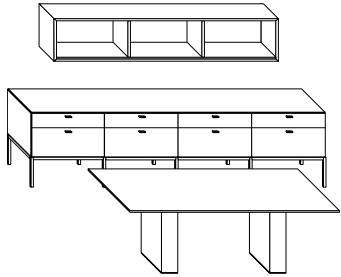
TYPICALS	AE4	CREDENZA SUPPORT KEELS	AE14
HALF-PANEL DESKS	AE6	L/T PANELS	AE14
HALF-PANEL RUNOFFS	AE6	MODESTY PANELS	AE15
HALF-PANEL BRIDGES	AE6	PEDESTALS 28H	AE16
HALF-PANEL CREDENZAS	AE7	PEDESTALS 40H/54H	AE18
DESK-TABLES & TABLES	AE8	PEDESTALS, MOBILE	AE19
DESKS	AE9	HUTCHES	AE20
RUNOFFS	AE11	WALL HUTCHES	AE22
BRIDGES	AE12	TOWERS	AE24
CREDENZA TOPS	AE13		

GENEVA TYPICALS



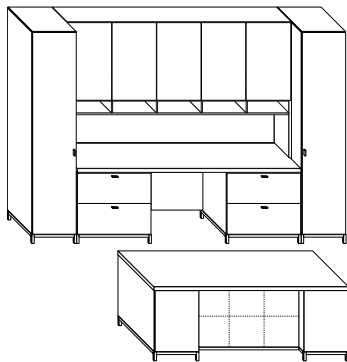
G1
Desk/HalfPnl 72x36 BF-BF
Credenza/HalfPnl 24d, (3) LatBox/LatFile 30w

Product No.	List \$	Qty
GAAP.MF	7610	1
GG241-TTT	7885	1
Standard Price	15495	



G2
RectangleTbl-1 84w 42d
Credenza 30h 12 Base: 120w, (4) LatBox/LatFile 30w
WallHutch: WoodShelf1 90

GER.8442.P	4687	1
GG241-TTTT	10404	1
GMA.PB	3568	1
Standard Price	18659	



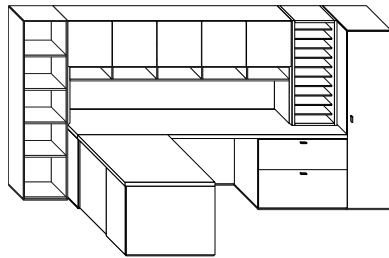
G3
Desk 78x36, 3.5 Base
Stitch Proxy modesty panel
Pedestal 28h 3.5 Base, 24d, 2LatFile 30
Modesty-Panel: 30, 3.5 Base
CredenzaTop24: 90
Hutch85: Cabinet2/Cubby 90, Fabric Back Panel
Stitched Proxy-Wrapped Doors
Tower 85/24: Cabinet LH 18, 3.5 Base
Tower 85/24: Garment RH 18, 3.5 Base

GAAA.NF	8050	1
Option SM	1393	1
GKBU24-2	3132	2
GJUU.E	613	1
GFAL.PD	1173	1
GLJF.PB8	6841	1
Option SF	632	5
GPBU.CD8	4240	1
GPFU.CD8	3823	1
Standard Price	31004	
Total with Options	35557	

Specify: Product Number
Quantity
Tagging
Wood Finish
Hardware Finish

• Denotes Item is illustrated.
- Includes locks.
‡ Requires field sub-assembly.

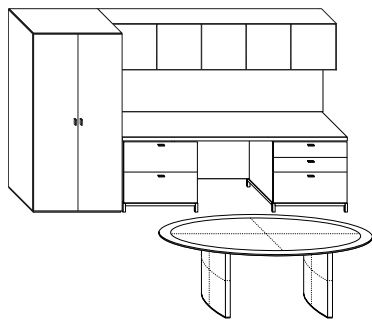
Prices listed in Wood1 Finishes.



G4

- Runoff36 Top: 54
- Modesty-Panel: 36, 0.5 Base Trim
- Pedestal 28h, 0.5 Base Trim, 2Box/File 18
- CredenzaTop24: 108
- L-Panel 36x24 LH, 0.5 Base Trim
- Modesty-Panel: 36, 0.5 Base Trim
- Pedestal 28h, 0.5 Base Trim, 2LatFile 36
- Hutch72: Cabinet1/Cubby 90, Fabric Back Panel
- Hutch72: PaperManager 18d
- Tower 72/15: Shelving 18, 0.5 Base Trim
- Tower 72/24: Cabinet RH 18, 0.5 Base Trim

Product No.	List \$	Qty
GBAL.JF	1005	1
GJVF.F	759	1
GKAF36-Y	2525	1
GFAL.RD	1369	1
GHRU.FD	653	1
GJVU.F	572	1
GKAU24-3	2467	1
GLGF.PBM	6228	1
GLNW.CCM	4151	1
GPKU.CBM	3198	1
GPMU.CDM	3558	1
Standard Price		26485



G5

- EllipseTbl-1 84w 42/28d, Bowed Panel Base
- Kerf Detail
- Proxy Stitched Top
- Proxy Stitched Base
- Pedestal 28h 3.5 Base, 2LatFile 30w
- Modesty-Access: 30, 3.5 Base
- Pedestal 28h 3.5 Base, 2LatBox/LatFile 30w
- CredenzaTop24: 90
- WallHutch: Cabinet1 90
- Fabric Wall Panel: 90
- Tower 72/24: Garment: Cab 36, 0.5 Base Trim

GEE.8442.B	6683	1
Option KERF	200	1
Option SLT	2005	1
Option SB	2673	1
GKBU24-2	3132	1
GJWU.E	750	1
GKBU24-6	3232	1
GFAL.PD	1173	1
GMF.PB	4362	1
LN-90-23.4	572	1
GPRU.FDM	4354	1
Standard Price		24258
Total with Options		29136

PRIVATE OFFICE: GENEVA

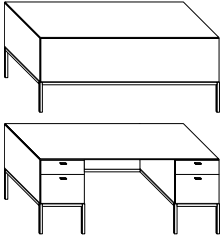


Specify: Product Number
 Quantity
 Tagging
 Wood Finish
 Hardware Finish

- Denotes Item is illustrated.
- ⊖ Includes locks.
- ‡ Requires field sub-assembly.

Prices listed in Wood1 Finishes.

Half-Panel Desks, Dbl Pedestal



	Product No.	List \$
Rectangular Top - w 36d 29.9h	Freestanding	
Desk/HalfPnl 66x36 BF-BF 66	GAAP.LF	7521
• Desk/HalfPnl 72x36 BF-BF 72	GAAP.MF	7610
Desk/HalfPnl 78x36 BF-BF 78	GAAP.NF	7684

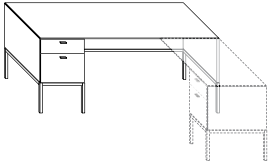
! Notes:

Locks are included.

Options:

For owner-supplied and installed stone tops (templates provided), specify Option ST.

Half-Panel Desks, Sgl Pedestal



	Product No.	List \$
Open-BF - w 36d 29.9h		
Desk1/HalfPnl 66x36 Open-BF 66	GAAQ.LF	5821
Desk1/HalfPnl 72x36 Open-BF 72	GAAQ.MF	5912
Desk1/HalfPnl 78x36 Open-BF 78	GAAQ.NF	5987

	Product No.	List \$
BF-Open 36d 29.9h		
Desk1/HalfPnl 66x36 BF-Open 66	GAAR.LF	5821
• Desk1/HalfPnl 72x36 BF-Open 72	GAAR.MF	5912
Desk1/HalfPnl 78x36 BF-Open 78	GAAR.NF	5987

! Notes:

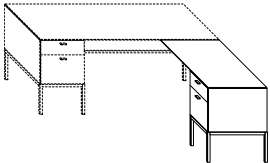
Locks are included.

Options:

- For Runoff or Bridge Attachment, specify Option AT, add \$120.

For owner-supplied and installed stone tops (templates provided), specify Option ST.

Half-Panel Runoffs



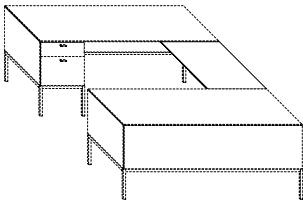
	Product No.	List \$
LH - w 24d 29.9h		
Runoff/HalfPnl LH: 42 BF 42	GBAQ.G	3814
Runoff/HalfPnl LH: 48 BF 48	GBAQ.H	3875
Runoff/HalfPnl LH: 54 BF 54	GBAQ.J	3939
Runoff/HalfPnl LH: 60 LatB-LatF 60	GBAS.K	4311

	Product No.	List \$
RH - w 24d 29.9h		
Runoff/HalfPnl RH: 42 BF 42	GBAR.G	3814
Runoff/HalfPnl RH: 48 BF 48	GBAR.H	3875
Runoff/HalfPnl RH: 54 BF 54	GBAR.J	3939
Runoff/HalfPnl RH: 60 LatB-LatF 60	GBAT.K	4311

Options:

For owner-supplied and installed stone tops (templates provided), specify Option ST.

Half-Panel Bridges



	Product No.	List \$
With Back Panel ‡ w 24d 29.9h		
Bridge/HalfPnl: 36 36	GCAV.F	1696
Bridge/HalfPnl: 42 42	GCAV.G	1771
Bridge/HalfPnl: 48 48	GCAV.H	1862
Bridge/HalfPnl: 54 54	GCAV.J	1924

	Product No.	List \$
Top Only w 24d 1.5th		
Bridge24Top: 36 36	GCAW.F	848
Bridge24Top: 42 42	GCAW.G	886
Bridge24Top: 48 48	GCAW.H	930
Bridge24Top: 54 54	GCAW.J	962

! Notes:

Width dimensions shown above are nominal.

Options:

For owner-supplied and installed stone tops (templates provided), specify Option ST.

Specify: Product Number
Quantity
Tagging
Wood Finish
Hardware Finish

- Denotes Item is illustrated.
- Includes locks.
- ‡ Requires field sub-assembly.

Prices listed in Wood1 Finishes.

Half-Panel Credenzas	Includes Top ↯	w	Product No.		List \$	
			Unfinished Back	Finished Back	Product No.	List \$
	Credenza/HalfPnl 24d		GG241-	328	GH241-	328
	• End Panel	1	A	368	A	368
	End Panel - For Runoff/Bridge	1	Q	394	Q	394
	End/Back Panel 23w	23	23	1148	24	1189
	End/Back Panel 29w	29	29	1189	30	1254
	• End/Back Panel 35w	35	35	1232	37	1315
	End/Back Panel 41w	41	41	1286	43	1391
	End/Back Panel 47w	47	47	1355	49	1482
	End/Back Panel 53w	53	53	1395	56	1545
	Kneehole Panel 24w	24	24	1148	25	1189
	Kneehole Panel 30w	30	30	1189	32	1254
	• Kneehole Panel 36w	36	36	1232	38	1315
	Kneehole Panel 42w	42	42	1286	44	1391
	Kneehole Panel 48w	48	48	1355	50	1482
	Kneehole Panel 54w	54	54	1395	57	1545
	Shelving 15w	15	B	1563	B	1596
	Shelving 18w	18	C	1641	C	1683
	Shelving 30w	30	E	1922	E	1996
	• Shelving 36w	36	F	2127	F	2211
	Cabinet-LH 15w	15	N	1772	N	1805
	Cabinet-LH 18w	18	P	1853	P	1895
	Cabinet-RH 15w	15	R	1772	R	1805
	Cabinet-RH 18w	18	S	1853	S	1895
	Double Cabinet 30w	30	U	2232	U	2308
	• Double Cabinet 36w	36	V	2347	V	2431
	Box/File 18w	18	M	2081	M	2168
	3Box 18w	18	D	2296	D	2382
	LatBox/LatFile 30w	30	T	2519	T	2604
	• LatBox/LatFile 36w	36	G	2787	G	2928

PRIVATE OFFICE: GENEVA

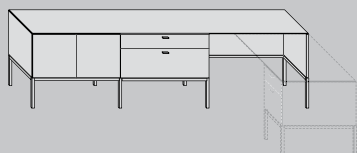
! For owner-supplied and installed stone tops (templates provided), specify Option ST.

Ordering Credenza/Half-Panel Units:

Note the ProductNo and List \$ that correspond to an Unfinished or Finished Back Panel. Follow the ProductNo column down until you have located the first (left-most) end panel or pedestal desired, then append the letter/number code to the original item number and add the price to the original price. Continue adding modules in this manner until your unit is complete.

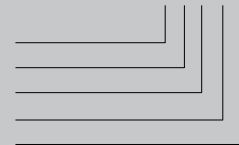
The overall unit width will be the accumulated widths of all modules chosen. The overall price will be the accumulated prices and the final item number will be the original number plus all of the letter codes for the pedestals added. Maximum width under one top is 120 inches. Components are modular and may require field assembly. Finished backs may be segmented; inquire if a continuous back is required. Verify all logistical dimensions (e.g., elevators, corridors and doorways) prior to ordering large units.

Credenza Sample Order



Credenza/HalfPnl 24d, UnfinBack	GG241-	328
Double Cabinet 36	V	2347
LatBox/LatFile 36	G	2787
End/Back Panel 35	35	1232
End Panel - For Runoff/Bridge	Q	394

GG241-VG35Q



List Price: \$7,088

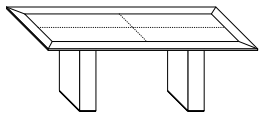
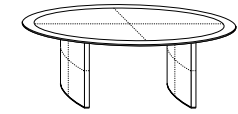
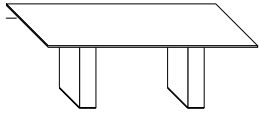
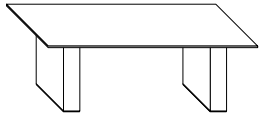


Specify: Product Number
 Quantity
 Tagging
 Wood Finish
 Hardware Finish

• Denotes Item is illustrated.
 ↯ Includes locks.
 ‡ Requires field sub-assembly.

Prices listed in Wood1 Finishes.

Desk-Tables & Tables



				Product No.	List \$	Product No.	List \$
Desk-Tables w Std Eased Edge				Panel Base		Bowed Panel Base	
RectangleDeskTbl-	72w 36d	72	36	GAR.7236.P	4392	GAR.7236.B	4717
RectangleDeskTbl-	78w 39d	78	39	GAR.7839.P	4538	GAR.7839.B	4866
• RectangleDeskTbl-	84w 42d	84	42	GAR.8442.P	4687	GAR.8442.B	5015
BoatDeskTbl-	78w 39/26d	78	39/26	GAB.7839.P	5909	GAB.7839.B	6237
BoatDeskTbl-	84w 42/28d	84	42/28	GAB.8442.P	6056	GAB.8442.B	6384
Tables w Std Eased Edge				Panel Base		Bowed Panel Base	
RectangleTbl-	84w 42d	84	42	GER.8442.P	4687	GER.8442.B	5015
BoatTbl-	84w 42/28d	84	42/28	GEB.8442.P	6691	GEB.8442.B	7017
EllipseTbl-	84w 42/28d	84	42/28	GEE.8442.P	6372	GEE.8442.B	6683

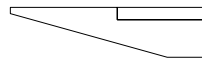
! Notes:

See also the complete Geneva Conference Collection.
All units above have wood tops and wood bases.
An eased edge detail is standard; see kerf option below.

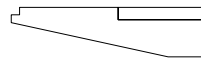
+ Options:

- Aluminum top reveal, specify Option AR, add 10%.
- For Proxy base, specify Option LB, add 35%.
- For Stitched Proxy base, specify Option SB, add 40%.
- For Proxy top, specify Option LT, add 25%.
- For Stitched Proxy top, specify Option SLT, add 30%.
- Tops ready for customer-installed stone, specify Option ST.

Power management solutions are available in the Options section of the price schedule.
Kerf edge detail, specify Option KERF, add 3%



Standard



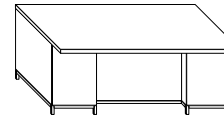
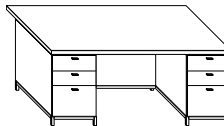
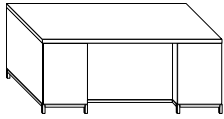
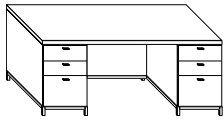
Option KERF

Specify: Product Number
Quantity
Tagging
Wood Finish
Hardware Finish

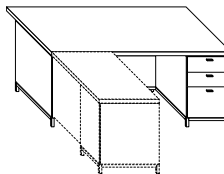
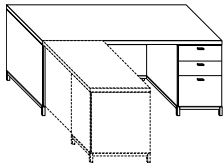
- Denotes Item is illustrated.
- ‡ Requires field sub-assembly.

Prices listed in Wood1 Finishes.

Desks, Double Pedestal



Desks, Single Pedestal



			Product No.	List \$	Product No.	List \$
Rectangular Top -	w	36d 29.9h	0.5 Base Trim		3.5 Base	
Desk 66x36	66		GAD?.LF	6525	GAA?.LF	7878
• Desk 72x36	72		GAD?.MF	6632	GAA?.MF	7973
Desk 78x36	78		GAD?.NF	6713	GAA?.NF	8050
Overhang-Top -	w	42d 29.9h	0.5 Base Trim		3.5 Base	
Desk/Overhang 66x36	66		GAF?.LF	6605	GAC?.LF	7958
• Desk/Overhang 72x36	72		GAF?.MF	6721	GAC?.MF	8061
Desk/Overhang 78x36	78		GAF?.NF	6804	GAC?.NF	8140

? Specify configuration (user's left-right) by modifying the Product Number:

For 2BF-2BF, change the 4th digit from ? to A.

For 2F-2F, change the 4th digit from ? to B.

For 2BF-2F, change the 4th digit from ? to C.

For 2F-2BF, change the 4th digit from ? to D.

+ Options:

For Proxy inset top, specify Option LT and add \$1061.

For Stitched Proxy inset top, specify Option SLT and add \$1294.

For Proxy drawer faces, specify Option LF and add \$465 per drawer.

For Stitched Proxy drawer faces, specify Option SF and add \$632 per drawer.

For Proxy modesty panel, specify Option LM and add \$1193.

For Stitched Proxy modesty panel, specify Option SM and add \$1393.

For COM materials applied to a modesty panel, specify Option COM, price is determined per request.

! Notes:

Modesty panel is inset 5 inches.

Overhang-Tops have a 6 inch visitor's overhang.

Face locks are included as standard

			Product No.	List \$	Product No.	List \$
Rectangular Top -	w	36d 29.9h	0.5 Base Trim		3.5 Base	
Desk1 66x36	66		GAD?.LF	5124	GAA?.LF	6098
• Desk1 72x36	72		GAD?.MF	5232	GAA?.MF	6195
Desk1 78x36	78		GAD?.NF	5311	GAA?.NF	6273
Overhang-Top -	w	42d 29.9h	0.5 Base Trim		3.5 Base	
Desk1/Overhang 66x36	66		GAF?.LF	5205	GAC?.LF	6178
• Desk1/Overhang 72x36	72		GAF?.MF	5322	GAC?.MF	6282
Desk1/Overhang 78x36	78		GAF?.NF	5404	GAC?.NF	6361

? Specify configuration (user's left-right) by modifying the Product Number:

For LBase-2BF, change the 4th digit from ? to E.

For LBase-2F, change the 4th digit from ? to F.

For 2BF-LBase, change the 4th digit from ? to G.

For 2F-LBase, change the 4th digit from ? to H.

+ Options:

For Proxy inset top, specify Option LT and add \$1061.

For Stitched Proxy inset top, specify Option SLT and add \$1294.

For Proxy drawer faces, specify Option LF and add \$465 per drawer.

For Stitched Proxy drawer faces, specify Option SF and add \$632 per drawer.

For Proxy modesty panel, specify Option LM and add \$1193.

For Stitched Proxy modesty panel, specify Option SM and add \$1393.

For COM materials applied to a modesty panel, specify Option COM, price is determined per request.

! Notes:


Modesty panel is inset 5 inches.

Overhang Tops have a 6 inch visitor's overhang.

Specify: Product Number
 Quantity
 Tagging
 Wood Finish
 Hardware Finish

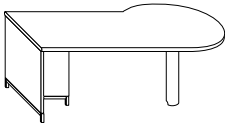
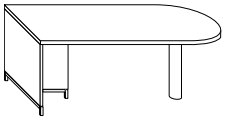
• Denotes Item is illustrated.
 - Includes locks.

Prices listed in Wood1 Finishes.



GENEVA

Desks, Bullet and P-Top



user's side

			Product No.	List \$	Product No.	List \$
Bullet w Post-Leg & T-Base ‡	w	36d 29.9h	0.5 Base Trim		3.5 Base	
• Desk/Bullet: Post-TBase 72x36	72		GAHJ.MF	4456	GAGJ.MF	4692
Desk/Bullet: Post-TBase 78x36	78		GAHJ.NF	4712	GAGJ.NF	4949
Desk/Bullet: Post-TBase 84x36	84		GAHJ.OF	4967	GAGJ.OF	5204
P-Top w Post & T-Base ‡	w	42d 29.9h	0.5 Base Trim		3.5 Base	
Desk/P: Post-TBase 72x36	72		GAKJ.MF	5355	GAJJ.MF	5592
Desk/P: Post-TBase 78x36	78		GAKJ.NF	5614	GAJJ.NF	5852
Desk/P: Post-TBase 84x36	84		GAKJ.OF	5875	GAJJ.OF	6113
• Desk/P: TBase-Post 72x36	72		GAKK.MF	5355	GAJK.MF	5592
Desk/P: TBase-Post 78x36	78		GAKK.NF	5614	GAJK.NF	5852
Desk/P: TBase-Post 84x36	84		GAKK.OF	5875	GAJK.OF	6113

+ Options:

For Proxy inset top, specify Option LT and add \$1326.

For Stitched Proxy inset top, specify Option SLT and add \$1558.

! Notes

Metal legs have an MBN Brushed Nickel finish; post legs are MRBS Resin Brushed Steel.
Tops have a Flush-Cut End.

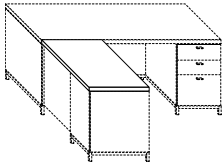
Specify: Product Number
Quantity
Tagging
Wood Finish
Hardware Finish

- Denotes Item is illustrated.
- Includes locks.
- ‡ Requires field sub-assembly.

Prices listed in Wood1 Finishes.

Product No. List \$

Runoffs, Rectangular Top Only



24d Top	w	24d 1.5th		
Runoff24 Top: 42	42		GBAL.GD	747
Runoff24 Top: 48	48		GBAL.HD	800
• Runoff24 Top: 54	54		GBAL.JD	849
Runoff24 Top: 72	72		GBAL.MD	1072

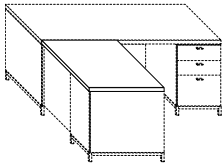
+ Options:

For Proxy inset top, specify Option LT and add \$928.

For Stitched Proxy inset top, specify Option SLT and add \$1127.

! Notes:

The recommended maximum open span under tops is 54 inches; use bases & pedestals accordingly.



30d Top	w	30d 1.5th		
Runoff30 Top: 42	42		GBAL.GE	813
Runoff30 Top: 48	48		GBAL.HE	870
• Runoff30 Top: 54	54		GBAL.JE	927
Runoff30 Top: 72	72		GBAL.ME	1118

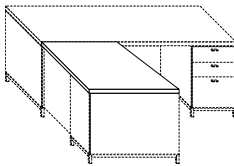
+ Options:

For Proxy inset top, specify Option LT and add \$995.

For Stitched Proxy inset top, specify Option SLT and add \$1272.

! Notes:

The maximum open span under tops is 54 inches; use bases and pedestals accordingly.



36d Top	w	36d 1.5th		
Runoff36 Top: 42	42		GBAL.GF	878
Runoff36 Top: 48	48		GBAL.HF	942
• Runoff36 Top: 54	54		GBAL.JF	1005
Runoff36 Top: 72	72		GBAL.MF	1160

+ Options:

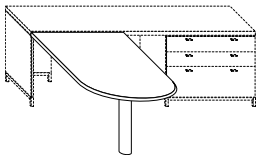
For Proxy inset top, specify Option LT and add \$1062.

For Stitched Proxy inset top, specify Option SLT and add \$1416.

! Notes:

The maximum open span under tops is 54 inches; use bases and pedestals accordingly.

Runoffs, Bullet-Shape



30d Bullet w. Post-Leg ‡	w	30d 29.9h		
Runoff30/Bullet: Post-Leg 48	48		GBBP.HE	3232
Runoff30/Bullet: Post-Leg 54	54		GBBP.JE	3356
Runoff30/Bullet: Post-Leg 60	60		GBBP.KE	3487
Runoff30/Bullet: Post-Leg 66	66		GBBP.LE	3597
Runoff30/Bullet: Post-Leg 72	72		GBBP.ME	3667

36d Bullet w. Post-Leg ‡	w	36d 29.9h		
Runoff36/Bullet: Post-Leg 48	48		GBBP.HF	3293
Runoff36/Bullet: Post-Leg 54	54		GBBP.JF	3437
• Runoff36/Bullet: Post-Leg 60	60		GBBP.KF	3579
Runoff36/Bullet: Post-Leg 66	66		GBBP.LF	3708
Runoff36/Bullet: Post-Leg 72	72		GBBP.MF	3793

+ Options:

For Proxy inset top, specify Option LT and add \$1326.

For Stitched Proxy inset top, specify Option SLT and add \$1558.

Metal post leg has an MRBS Resin Brushed Steel finish.

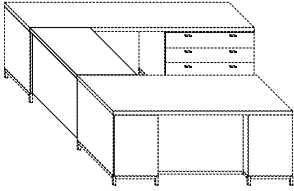
Specify: Product Number
 Quantity
 Tagging
 Wood Finish
 Hardware Finish

• Denotes Item is illustrated.
 ‡ Requires field sub-assembly.

Prices listed in Wood1 Finishes.



Bridges, Fixed Modesty Panel



24d ‡	w	24d 29.9h	Product No.	List \$	Product No.	List \$
			0.5 Base Trim		3.5 Base	
Bridge24: 36	36		GCDM.F	1292	GCAM.F	1382
Bridge24: 42	42		GCDM.G	1367	GCAM.G	1456
• Bridge24: 48	48		GCDM.H	1457	GCAM.H	1554
Bridge24: 54	54		GCDM.J	1527	GCAM.J	1619

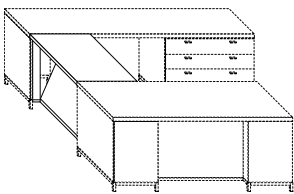
+ Options:

- For Proxy inset top, specify Option LT and add \$928.
- For Stitched Proxy inset top, specify Option SLT and add \$1127.
- For Proxy modesty panel, specify Option LM and add \$1193.
- For Stitched Proxy modesty panel, specify Option SM and add \$1393.

! Notes:

- Finished modesty panel.
- Modesty panel is designed to screw to two L-Panels.

Bridges, Removable Access Panel



24d ‡	w	24d 29.9h	Product No.	List \$	Product No.	List \$
			0.5 Base Trim		3.5 Base	
Bridge24/Access: 36	36		GCDR.F	1422	GCAR.F	1514
Bridge24/Access: 42	42		GCDR.G	1500	GCAR.G	1592
• Bridge24/Access: 48	48		GCDR.H	1591	GCAR.H	1684
Bridge24/Access: 54	54		GCDR.J	1658	GCAR.J	1793

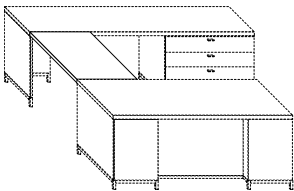
+ Options:

- For Proxy inset top, specify Option LT and add \$928.
- For Stitched Proxy inset top, specify Option SLT and add \$1127.

! Notes:

- Unfinished back on access panel.
- Access panel has 2.5 inches clearance under top.
- Access panel sits out from the wall 3 inches and is attached with Velcro® to two spacers.
- Spacers are designed to screw between two L-Panels.

Bridges, Top Only

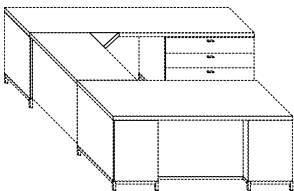


24d ‡	w	24d 1.5th	Product No.	List \$
Bridge24Top: 36	36		GCAL.F	718
Bridge24Top: 42	42		GCAL.G	771
• Bridge24Top: 48	48		GCAL.H	831
Bridge24Top: 54	54		GCAL.J	874

+ Options:

- For Proxy inset top, specify Option LT and add \$928.
- For Stitched Proxy inset top, specify Option SLT and add \$1127.

Corner Adapter Top



‡	12w	12d	1.5th	Product No.	List \$
Corner Adapter Top				GEAL	271

! Notes:

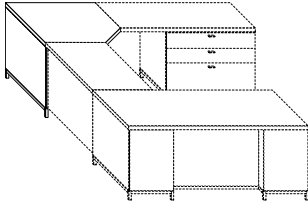
- Available in all standard Solid Colors (only).
- Coped on two sides to mate with edge shapes of tops.

Specify: Product Number
Quantity
Tagging
Wood Finish
Hardware Finish

• Denotes Item is illustrated.
‡ Requires field sub-assembly.

Prices listed in Wood1 Finishes.

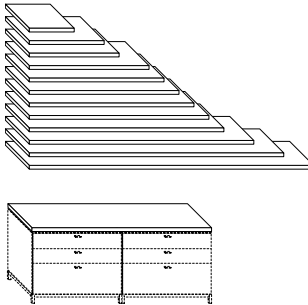
Corner Credenza



	Product No.	List \$	Product No.	List \$
Attach Runoff/Bridges (a:b)	42w 42d 29.9h		0.5 Base Trim	3.5 Base
CornerCredenza 24:24	GAMN.DD	1818	GALN.DD	2111

- + Options:
 Maximum of 3 surface grommets may be used; see Options and surcharges.
- ! Notes:
 Veneer grain direction is 45 degrees.
 Corner angle dimensions are nominally 18 x 18 inches.
 Backs are finished.

Credenza Tops



Rectangular 24d	w	24d 1.5th		
CredenzaTop24: 18	18		GFAL.CD	506
CredenzaTop24: 30	30		GFAL.ED	603
CredenzaTop24: 36	36		GFAL.FD	670
CredenzaTop24: 48	48		GFAL.HD	776
CredenzaTop24: 54	54		GFAL.JD	824
CredenzaTop24: 60	60		GFAL.KD	882
CredenzaTop24: 66	66		GFAL.LD	935
CredenzaTop24: 72	72		GFAL.MD	996
CredenzaTop24: 78	78		GFAL.ND	1049
CredenzaTop24: 84	84		GFAL.OD	1117
CredenzaTop24: 90	90		GFAL.PD	1173
CredenzaTop24: 108	108		GFAL.RD	1369
CredenzaTop24: 120	120		GFAL.SD	1537

Rectangular 30d	w	30d 1.5th		
CredenzaTop30: 18	18		GFAL.CE	547
CredenzaTop30: 30	30		GFAL.EE	653
CredenzaTop30: 36	36		GFAL.FE	730
CredenzaTop30: 48	48		GFAL.HE	846
CredenzaTop30: 54	54		GFAL.JE	902
CredenzaTop30: 60	60		GFAL.KE	968
CredenzaTop30: 66	66		GFAL.LE	1025
CredenzaTop30: 72	72		GFAL.ME	1093
CredenzaTop30: 78	78		GFAL.NE	1149
CredenzaTop30: 84	84		GFAL.OE	1234
CredenzaTop30: 90	90		GFAL.PE	1294

Rectangular 36d	w	36d 1.5th		
CredenzaTop36: 18	18		GFAL.CF	602
CredenzaTop36: 30	30		GFAL.EF	716
CredenzaTop36: 36	36		GFAL.FF	786
CredenzaTop36: 48	48		GFAL.HF	917
CredenzaTop36: 54	54		GFAL.JF	977
CredenzaTop36: 60	60		GFAL.KF	1051
CredenzaTop36: 66	66		GFAL.LF	1111
CredenzaTop36: 72	72		GFAL.MF	1191
CredenzaTop36: 78	78		GFAL.NF	1254
CredenzaTop36: 84	84		GFAL.OF	1347
CredenzaTop36: 90	90		GFAL.PF	1410

- + Options:
 For Proxy inset top, specify Option LT and add \$928.
 For Stitched Proxy inset top, specify Option SLT and add \$1127.
- ! Notes:
 This listing is of credenza tops only.
 The recommended maximum open span under tops is 54 inches; use bases/pedestals accordingly.

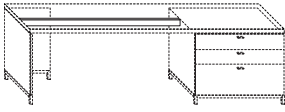
Specify: Product Number
 Quantity
 Tagging
 Wood Finish
 Hardware Finish

• Denotes Item is illustrated.
 ‡ Requires field sub-assembly.

Prices listed in Wood1 Finishes.



Credenza Support Keels

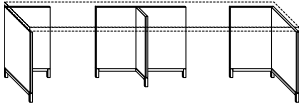


Support Keel‡	w	2d	1h	Product No.	List \$	Product No.	List \$
Credenza Support Keel: 52	52					LG-52	248
Credenza Support Keel: 58	58					LG-58	255
• Credenza Support Keel: 64	64					LG-64	258
Credenza Support Keel: 70	70					LG-70	263
Credenza Support Keel: 82	82					LG-82	268
Credenza Support Keel: 88	88					LG-88	273

! Notes:

Required for unsupported work surface spans of 54 inches or more.
Unit is a black rectangular 1 x 2 tube screwed to the underside of the work surface.

L/T Panels



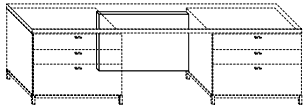
L-Panel Unfinished Back ‡	w	24d	28.4h	0.5 Base Trim	3.5 Base		
• L-Panel 18x24 LH	18			GHRU.CD	580	GHNU.CD	817
• L-Panel 18x24 RH	18			GHSU.CD	580	GHPU.CD	817
L-Panel 24x24 LH	24			GHRU.DD	604	GHNU.DD	845
L-Panel 24x24 RH	24			GHSU.DD	604	GHPU.DD	845
L-Panel 36x24 LH	36			GHRU.FD	653	GHNU.FD	905
L-Panel 36x24 RH	36			GHSU.FD	653	GHPU.FD	905
L-Panel Finished Back ‡	w	24d	28.4h	0.5 Base Trim	3.5 Base		
• L-Panel FinBack 18x24 LH	18			GHRF.CD	610	GHNF.CD	832
• L-Panel FinBack 18x24 RH	18			GHSF.CD	610	GHPF.CD	832
L-Panel FinBack 24x24 LH	24			GHRF.DD	643	GHNF.DD	866
L-Panel FinBack 24x24 RH	24			GHSF.DD	643	GHPF.DD	866
L-Panel FinBack 36x24 LH	36			GHRF.FD	713	GHNF.FD	936
L-Panel FinBack 36x24 RH	36			GHSF.FD	713	GHPF.FD	936
T-Panel Unfinished Back ‡	w	9d	28.4h	0.5 Base Trim	3.5 Base		
T-Panel UnfinBack 18x9	18			GHTU.C9	481	GHQU.C9	718
• T-Panel UnfinBack 36x9	36			GHTU.F9	572	GHQU.F9	810
T-Panel Finished Back ‡	w	9d	28.4h	0.5 Base Trim	3.5 Base		
T-Panel FinBack 18x9	18			GHTF.C9	498	GHQF.C9	734
• T-Panel FinBack 36x9	36			GHTF.F9	603	GHQF.F9	840

Specify: Product Number
Quantity
Tagging
Wood Finish
Hardware Finish

• Denotes Item is illustrated.

Prices listed in Wood1 Finishes.

Modesty Panels, Fixed



			Product No.	List \$	Product No.	List \$
Unfinished Back ‡	w	1d 28.4h	0.5 Base Trim		3.5 Base	
Modesty-Panel: 18	18		GJVU.C	442	GJUU.C	532
Modesty-Panel: 24	24		GJVU.D	456	GJUU.D	549
Modesty-Panel: 30	30		GJVU.E	521	GJUU.E	613
• Modesty-Panel: 36	36		GJVU.F	572	GJUU.F	664
Modesty-Panel: 42	42		GJVU.G	599	GJUU.G	689
Modesty-Panel: 48	48		GJVU.H	629	GJUU.H	720
Modesty-Panel: 54	54		GJVU.J	654	GJUU.J	746
Modesty-Panel: 72	72		GJVU.M	732	GJUU.M	824

			0.5 Base Trim		3.5 Base	
Finished Back ‡	w	1d 28.4h				
Modesty-Panel FinBack: 18	18		GJVF.C	605	GJUF.C	693
Modesty-Panel FinBack: 24	24		GJVF.D	626	GJUF.D	714
Modesty-Panel FinBack: 30	30		GJVF.E	698	GJUF.E	790
• Modesty-Panel FinBack: 36	36		GJVF.F	759	GJUF.F	849
Modesty-Panel FinBack: 42	42		GJVF.G	790	GJUF.G	879
Modesty-Panel FinBack: 48	48		GJVF.H	830	GJUF.H	921
Modesty-Panel FinBack: 54	54		GJVF.J	857	GJUF.J	947
Modesty-Panel FinBack: 72	72		GJVF.M	957	GJUF.M	1044

+ Options:

For Proxy modesty panel, specify Option LM and add \$1193.

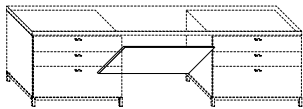
For Stitched Proxy modesty panel, specify Option SM and add \$1393.

For COM materials applied to a modesty panel, specify Option COM, price is determined per request.

! Notes:

Unit is exact width with two removable cleats for mounting to L-Panels or Pedestals.

Modesty Panels, Access/Removable




			0.5 Base Trim		3.5 Base	
Unfinished Back ‡	w	2d 26.9h				
Modesty-Access: 18	18		GJXU.C	595	GJWU.C	688
Modesty-Access: 24	24		GJXU.D	610	GJWU.D	705
Modesty-Access: 30	30		GJXU.E	658	GJWU.E	750
• Modesty-Access: 36	36		GJXU.F	705	GJWU.F	795
Modesty-Access: 42	42		GJXU.G	730	GJWU.G	821
Modesty-Access: 48	48		GJXU.H	759	GJWU.H	852
Modesty-Access: 54	54		GJXU.J	784	GJWU.J	876
Modesty-Access: 72	72		GJXU.M	876	GJWU.M	971

! Notes:

Unit is exact width with two 3 inch deep spacers for mounting to L-Panels or Pedestals.

Panels are available with unfinished backs.

Clearance between work surface and panel is 2.5.

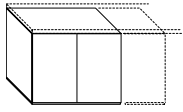


Specify: Product Number
 Quantity
 Tagging
 Wood Finish
 Hardware Finish

• Denotes Item is illustrated.
 ‡ Requires field sub-assembly.

Prices listed in Wood1 Finishes.

Pedestals 28h, 0.5 Base Trim



		ProdNo.	List \$	ProdNo.	List \$	ProdNo.	List \$
28.4h BaseTrim	Back	24d		30d		36d	
Ped 28h BaseTrim	Unfinished	GKAU24-	263	GKAU30-	284	GKAU36-	300
Ped 28h BaseTrim FinBk	Finished	GKAF24-	263	GKAF30-	284	GKAF36-	300

				↑	↑	↑		
				Unfinished Back	Unfinished Back	Unfinished Back	Finished Back	Add \$
				24d	30d	36d		
Pedestal Menu -	w							
Shelving 15	15	B	1127	-	-	-	-	36
Shelving 18	18	C	1194	-	-	-	-	46
Shelving 30	30	E	1384	-	-	-	-	82
Shelving 36	36	F	1479	-	-	-	-	96
Cabinet-LH 15	15	N	1489	-	-	-	-	36
Cabinet-LH 18	18	P	1586	-	-	-	-	46
Cabinet-RH 15	15	R	1489	-	-	-	-	36
Cabinet-RH 18	18	S	1586	-	-	-	-	46
Double Cabinet 30	30	U	1832	-	-	-	-	82
• Double Cabinet 36	36	V	1877	-	-	-	-	96
2File 18	18	W	1927	W	1962	W	2021	98
2Box/File 18	18	Y	2024	Y	2062	Y	2127	98
4Box 18	18	0	2122	0	2162	0	2232	98
2LatFile 30	30	2	2153	-	-	-	-	156
2LatFile 36	36	3	2204	-	-	-	-	174
2LatBox/LatFile 30	30	6	2254	-	-	-	-	156
2LatBox/LatFile 36	36	7	2499	-	-	-	-	174
LatBox/DbiCab 30	30	8	2378	-	-	-	-	82
LatBox/DbiCab 36	36	9	2449	-	-	-	-	96
Open Kneespace		(#)	-	(#)	-	(#)	-	
# = inches required								

See Notes and Options on the following page.

How to Order Pedestals:

Choose the pedestal format desired from each of the listings above and on the opposite page. Note the ProductNo. and List \$ that correspond to the depth and back (finished/unfinished) desired. Follow the ProductNo. column down until you have located the first (left-most) pedestal desired, then append the letter/number code to the original item number and add the price to the original price. Continue adding pedestals in this manner until your unit is complete.

The overall pedestal width will be the accumulated widths of all pedestals chosen; the overall price will be the accumulated prices and the final item number will be the original number plus all of the letter codes for the pedestals added. Maximum width under one top is 120 inches. Components are modular and may require field assembly. Finished backs may be segmented; inquire if a continuous back is required. Verify all logistical dimensions (e.g., elevators, corridors and doorways) prior to ordering large units. Tops are to be ordered separately.

See also the information on the following pages.

Sample Order

0.5 Base, 24d, 2BF + LatFile, Finished Back

w	ProdNo.	List \$	Add
--	GKAF24-	263	--
18	Y	2024	98
36	3	2204	174

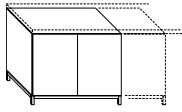
GKAF24-Y3 = \$4536 (List Price)

Specify: Product Number
Quantity
Tagging
Wood Finish
Hardware Finish

• Denotes Item is illustrated.
- Includes locks.

Prices listed in Wood1 Finishes.

Pedestals 28h, 3.5 Base



		ProdNo.	List \$	ProdNo.	List \$	ProdNo.	List \$
28.4h 3.5 Base	Back	24d		30d		36d	
Ped 28h 3.5 Base	Unfinished	GKBU24-	355	GKBU30-	374	GKBU36-	396
Ped 28h 3.5 Base FinBk	Finished	GKBF24-	355	GKBF30-	374	GKBF36-	396

				↑	↑	↑	
	w	Unfinished Back		Unfinished Back		Unfinished Back	Finished Back
		24d		30d		36d	Add \$
Pedestal Menu -							
Shelving 15	15	B	1790	-	-	-	36
Shelving 18	18	C	1882	-	-	-	46
Shelving 30	30	E	2066	-	-	-	82
Shelving 36	36	F	2153	-	-	-	96
Cabinet-LH 15	15	N	1988	-	-	-	36
Cabinet-LH 18	18	P	2076	-	-	-	46
Cabinet-RH 15	15	R	1988	-	-	-	36
Cabinet-RH 18	18	S	2076	-	-	-	46
Double Cabinet 30	30	U	2384	-	-	-	82
Double Cabinet 36	36	V	2443	-	-	-	96
2File 18	18	W	2499	W	2538	W	2598
2Box/File 18	18	Y	2600	Y	2639	Y	2704
4Box 18	18	0	2700	0	2735	0	2809
2LatFile 30	30	2	2777	-	-	-	156
2LatFile 36	36	3	2868	-	-	-	174
2LatBox/LatFile 30	30	6	2877	-	-	-	156
2LatBox/LatFile 36	36	7	3163	-	-	-	174
LatBox/DbiCab 30	30	8	3001	-	-	-	82
LatBox/DbiCab 36	36	9	3110	-	-	-	96
Open Kneespace		(#)	-	(#)	-	(#)	-

! Notes—for all Pedestals on this and opposite page.
 Maximum width under one top is 120 inches; components are modular and may require field assembly.
 Finished backs may be segmented; inquire if a continuous back is required.
 Verify all logistical dimensions (e.g., elevators, corridors and doorways) prior to ordering large units.
 Prices shown here regard Wood1 finishes; note surcharges for Wood2 finish.
 Geneva pedestals are not modular. Faces and back panels are each made from single pieces of veneer to guarantee consistency of grain and color.
 Pedestals have a kerf detail along edges and vertical corners.
 All pedestals include locks where applicable.

+ Options:

For drawers/cabinets with Proxy (faux leather), specify Option LF and add \$465 per drawer/door face.
 For drawers/cabinets with Stitched Proxy, specify Option SF and add \$632 per drawer/door face.

To Specify Pedestals

- Construct the Product Number and List Price:
 Choose the format desired and note the starting Prefix Code and List \$ for the depth required.
 Specify pedestal sequence L to R by adding the Ped Code and \$ for the depth required to the Prefix Code and List \$.
 The overall width is the sum of the pedestal widths you have added (120 is maximum).
- Required Specifications
 Product number and price.
 Quantity and Tagging information.
 Wood finish selection.
 Proxy color selection if applicable.
- Options, as listed above.

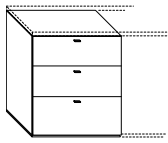


Specify: Product Number
 Quantity
 Tagging
 Wood Finish
 Hardware Finish

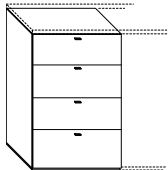
• Denotes Item is illustrated.
 - Includes locks.

Prices listed in Wood1 Finishes.

Pedestals 40h/54h, 0.5 Base Trim

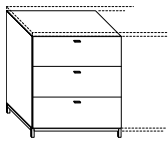


			ProdNo.	List \$			
40.5h	Back	24d			30d		36d
Pedestal 40h Base	Unfinished		GKAU24-	263			
Pedestal 40h Base FinBk	Finished		GKAF24-	263			
Pedestal Menu -	w				Unfinished Back 24d		Finished Back Add \$
3LatFile 30	30	H	2967	—		—	236
3LatFile 36	36	J	3018	—		—	259

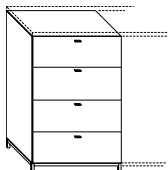


54.5h BaseTrim	Back	24d					
Pedestal 54h Base	Unfinished		GKAU24-	263			
Pedestal 54h Base FinBk	Finished		GKAF24-	263			
Pedestal Menu -	w				Unfinished Back 24d		Finished Back Add \$
4LatFile 30	30	K	3859	—		—	265
4LatFile 36	36	L	3964	—		—	294

Pedestals 40h/54h, 3.5 Base



40.5h	Back	24d					
Pedestal 40h	Unfinished		GKBU24-	355			
Pedestal 40h FinBk	Finished		GKBF24-	355			
Pedestal Menu -	w				Unfinished Back 24d		Finished Back Add \$
3LatFile 30	30	H	3592	—		—	236
3LatFile 36	36	J	3680	—		—	259



54.5h BaseTrim	Back	24d					
Pedestal 54h Base	Unfinished		GKBU24-	355			
Pedestal 54h Base FinBk	Finished		GKBF24-	355			
Pedestal Menu -	w				Unfinished Back 24d		Finished Back Add \$
4LatFile 30	30	K	4481	—		—	265
4LatFile 36	36	L	4626	—		—	294

! Notes—for Pedestals on this page.

Maximum width under one top is 120 inches; components are modular and may require field assembly.

Finished backs will be segmented; inquire if a continuous back is required.

Verify all logistical dimensions (e.g., elevators, corridors and doorways) prior to ordering large units.

Prices shown here regard Wood1 finishes; note surcharges for Wood2 finish.

Geneva 3 and 4 high pedestals are shipped in logical components. Faces and back panels are each made from single pieces of veneer to guarantee consistency of grain and color.

All pedestals include locks.

Credenza Tops for spanning a run of pedestals are listed on a prior page and must be ordered separately.

Drawer Pedestals 40/54h must be secured on location to the wall; otherwise, specify Option AT below.

+ Options:

For Anti-Tilt Mechanisms, specify Option AT; add \$498.

For drawers/cabinets with Proxy (faux leather), specify Option LF and add \$465 per drawer/door face.

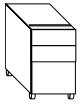
For drawers/cabinets with Stitched Proxy, specify Option SF and add \$632 per drawer/door face.

Specify: Product Number
Quantity
Tagging
Wood Finish
Hardware Finish

• Denotes Item is illustrated.
- Includes locks.

Prices listed in Wood1 Finishes.


Pedestals, Mobile



		Product No.	List \$	Product No.	List \$
Mobile -	18w 24d 27.2h	Use with 0.5 Base		Use with 3.5 Base	
PedMobile24: 2BF 18		GKUF.CD	2384	GKHF.CD	2338

! Notes:

- Locks are included.
- Drawers are 0.5 Birch with dovetailed corners.
- Drawer bottoms are 0.25 inch thick dadoed into drawer sides.
- Slides are ball bearing full extension.
- Box drawers come with drawer dividers.
- File drawers come with Pendaflex file hanging system.
- Units have a 20 deep drawer and are finished on all sides.

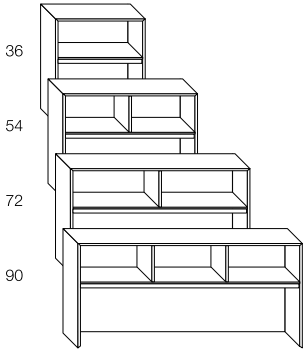


Specify: Product Number
 Quantity
 Tagging
 Wood Finish
 Hardware Finish

- Denotes Item is illustrated.
- Includes locks.

Prices listed in Wood1 Finishes.

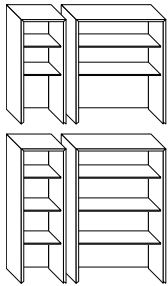
Hutches, Wood Shelving1



		Product No.		List \$	Product No.		List \$
42.1h (72h installed)		w	15d	Shv	COM	Fabric Back Panel	Wood Back Panel
• Hutch72: WoodShelving1 36	36	36	0\1	1.8	GLAF.FBM	2917	GLAW.FBM 2547
• Hutch72: WoodShelving1 54	54	54	1\1	2	GLAF.JBM	3450	GLAW.JBM 3009
• Hutch72: WoodShelving1 72	72	72	0\2	2.3	GLAF.MBM	3983	GLAW.MBM 3470
• Hutch72: WoodShelving1 90	90	90	1\2	2.8	GLAF.PBM	4517	GLAW.PBM 3933
42.1h w/Cubby (72h installed)		w	15d	Shv	COM	Fabric Back Panel	Wood Back Panel
Hutch72: WdShelv1/Cubby 36	36	36	0\1	1.8	GLBF.FBM	3386	GLBW.FBM 2999
Hutch72: WdShelv1/Cubby 54	54	54	1\1	2	GLBF.JBM	4077	GLBW.JBM 3613
Hutch72: WdShelv1/Cubby 72	72	72	0\2	2.3	GLBF.MBM	4898	GLBW.MBM 4358
Hutch72: WdShelv1/Cubby 90	90	90	1\2	2.8	GLBF.PBM	5537	GLBW.PBM 4923

! Notes:
 Units have a 3 grade top surface.
 Units have an unfinished back and are designed to go up against a wall.
 Fabric/Wood Back Panels are removable for wire access and management.
 The back of the units have cord access slots located 2.5 up from the bottom.
 The removable back panel has 0.5 clearance at the bottom and 0.75 clearance at the top.
 Dividers: None at 36w; one at 54-72w; two at 90.

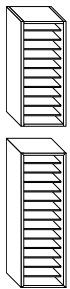
Hutches, Wood Shelving Full Height



42.1h (72h installed)		w	15d	Shv	Wood Back Panel	
• Hutch72: WoodShelving3 18	18	18	3\0		GLEW.CBM	2116
• Hutch72: WoodShelving3 36	36	36	0\3		GLEW.FBM	2857
55.1h (85h installed)		w	15d	Shv	Wood Back Panel	
• Hutch85: WoodShelving4 18	18	18	4\0		GLEW.CB8	2482
• Hutch85: WoodShelving4 36	36	36	0\4		GLEW.FB8	3295

! Notes:
 Units have a 3 grade top surface.
 Units have an unfinished back and are designed to go up against a wall.
 Number of adjustable shelves varies approximately on 14 inch openings.

Hutches, Paper Management



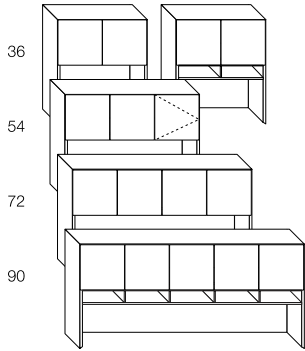
42.1h (72h installed)		18w	d	Shv	Glass Shelves	Wood Shelves
• Hutch72: PaperManager 15d		15	11		GLNW.CBM	3739
• Hutch72: PaperManager 18d		18	11		GLNW.CCM	4151
					GLPW.CBM	2811
					GLPW.CCM	2958
55.1h (85h installed)		18w	d	Shv	Glass Shelves	Wood Shelves
• Hutch85: PaperManager 15d		15	14		GLNW.CB8	4734
• Hutch85: PaperManager 18d		18	14		GLNW.CC8	5119
					GLPW.CB8	3542
					GLPW.CC8	3728

! Notes:
 Units have a 3 grade top surface and wood back panel.
 Units have an unfinished back and are designed to go up against a wall.
 Glass Shelves are 0.25 inch thick and spaced 3.78 inches (96mm) on center vertically.
 Wood Shelves are 0.5 inch thick and spaced 3.78 inches (96mm) on center vertically.

Specify: Product Number • Denotes Item is illustrated.
 Quantity
 Tagging
 Wood Finish
 Hardware Finish
 Prices listed in Wood1 Finishes.



Hutches, Cabinet1



					Product No.	List \$	Product No.	List \$
42.1h (72h installed)		w	15d	Shv	COM	Fabric Back Panel	Wood Back Panel	
• Hutch72: Cabinet1	36	36	0\1	1.8	GLFF.FBM	3248	GLFW.FBM	2954
• Hutch72: Cabinet1	54	54	1\1	2	GLFF.JBM	4277	GLFW.JBM	3799
• Hutch72: Cabinet1	72	72	0\2	2.3	GLFF.MBM	4790	GLFW.MBM	4278
• Hutch72: Cabinet1	90	90	1\2	2.8	GLFF.PBM	5175	GLFW.PBM	4590

42.1h w/Cubby (72h installed)		w	15d	Shv	COM	Fabric Back Panel	Wood Back Panel	
• Hutch72: Cabinet1/Cubby	36	36	0\1	1.8	GLGF.FBM	3736	GLGW.FBM	3425
• Hutch72: Cabinet1/Cubby	54	54	1\1	2	GLGF.JBM	4946	GLGW.JBM	4447
• Hutch72: Cabinet1/Cubby	72	72	0\2	2.3	GLGF.MBM	5745	GLGW.MBM	5205
• Hutch72: Cabinet1/Cubby	90	90	1\2	2.8	GLGF.PBM	6228	GLGW.PBM	5613

+ Options:

For Proxy-wrapped doors, specify Option LF and add \$465 per door.

For StitchedProxy-wrapped doors, specify Option SF and add \$632 per door.

! Notes:

Units have a 3 grade top surface.

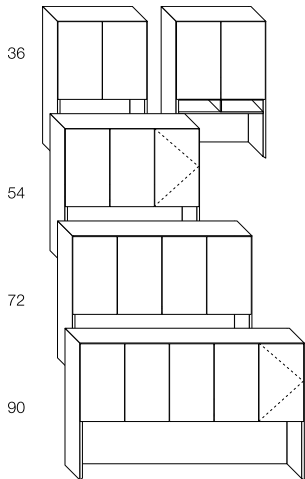
Units have an unfinished back and are designed to go up against a wall.

Units are available with either a COM fabric panel or wood panel. These panels are removable and are used to cover cord access.

The back of the units have cord access slots located 2.5 up from the bottom.

The removable back panel has 0.5 clearance at the bottom and 0.75 clearance at the top.

Hutches, Cabinet2



55.1h (85 installed)		w	15d	Shv	COM	Fabric Back Panel	Wood Back Panel	
• Hutch85: Cabinet2	36	36	0\2	1.8	GLHF.FB8	3720	GLHW.FB8	3426
• Hutch85: Cabinet2	54	54	2\2	2	GLHF.JB8	4789	GLHW.JB8	4313
• Hutch85: Cabinet2	72	72	0\4	2.3	GLHF.MB8	5338	GLHW.MB8	4827
• Hutch85: Cabinet2	90	90	2\4	2.8	GLHF.PB8	5760	GLHW.PB8	5175

55.1h w/Cubby (85 installed)		w	15d	Shv	COM	Fabric Back Panel	Wood Back Panel	
• Hutch85: Cabinet2/Cubby	36	36	0\2	1.8	GLJF.FB8	4233	GLJW.FB8	3923
• Hutch85: Cabinet2/Cubby	54	54	2\2	2	GLJF.JB8	5483	GLJW.JB8	4982
• Hutch85: Cabinet2/Cubby	72	72	0\4	2.3	GLJF.MB8	6319	GLJW.MB8	5782
• Hutch85: Cabinet2/Cubby	90	90	2\4	2.8	GLJF.PB8	6841	GLJW.PB8	6228

+ Options:

For Proxy-wrapped doors, specify Option LF and add \$465 per door.

For StitchedProxy-wrapped doors, specify Option SF and add \$632 per door.

! Notes:

Units have a 3 grade top surface.

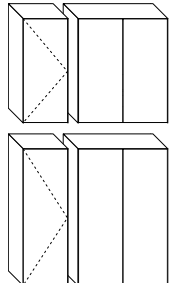
Units have an unfinished back and are designed to go up against a wall.

Units are available with either a COM fabric panel or wood panel. These panels are removable and are used to cover cord access.

The back of the units have cord access slots located 2.5 up from the bottom.

The removable back panel has 0.5 clearance at the bottom and 0.75 clearance at the top.

Hutches, Full Height Cabinet



42.1h (72 installed)		w	15d	Shv			Wood Back Panel	
• Hutch72: Cabinet3 LH	18	18	3\0				GLKW.CBM	2445
• Hutch72: Cabinet3 RH	18	18	3\0				GLLW.CBM	2445
• Hutch72: Cabinet3	36	36	0\3				GLMW.FBM	3410

55.1h (85 installed)		w	15d	Shv			Wood Back Panel	
• Hutch85: Cabinet4 LH	18	18	4\0				GLKW.CB8	2886
• Hutch85: Cabinet4 RH	18	18	4\0				GLLW.CB8	2886
• Hutch85: Cabinet4	36	36	0\4				GLMW.FB8	3886

+ Options:

For Proxy-wrapped doors, specify Option LF and add \$465 per door.

For StitchedProxy-wrapped doors, specify Option SF and add \$632 per door.

! Notes:

Units have a 3 grade top surface.

Units have an unfinished back and are designed to go up against a wall.

Number of adjustable shelves varies approximately on 14 inch openings.

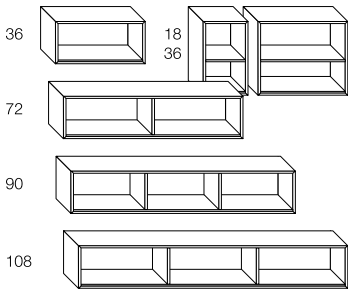


Specify: Product Number
 Quantity
 Tagging
 Wood Finish
 Hardware Finish

• Denotes Item is illustrated.

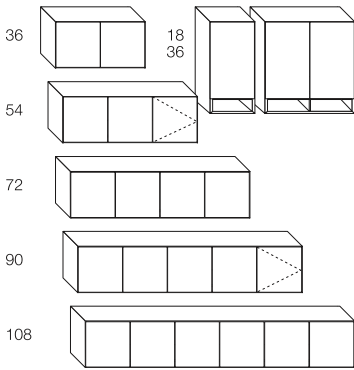
Prices listed in Wood1 Finishes.

Wall Hutches, Shelving & Cabinet



18h (Wall Cleat Included)		w	15dSg\Ndbl Shelf	Wall Hutch		Wall Hutch w/Cubby
• WallHutch: WoodShelf1	36	36	0\1	GMA.FB	1798	GMB.FB 2210
• WallHutch: WoodShelf1	72	72	0\2	GMA.MB	3057	GMB.MB 3924
• WallHutch: WoodShelf1	90	90	0\3	GMA.PB	3568	GMB.PB 4539
• WallHutch: WoodShelf1	108	108	0\3	GMA.RB	4253	GMB.RB 5327
30.6h (Wall Cleat Included)		w	15dSg\Ndbl Shelf	Wall Hutch		Wall Hutch w/Cubby
• WallHutch: WoodShelf2	18	18	2\0	GMC.FB	1614	GMD.FB 1906
• WallHutch: WoodShelf2	36	36	0\2	GMC.MB	2519	GMD.MB 3099
• WallHutch: WoodShelf2	72	72	0\4	GMC.PB	4346	GMD.PB 5276
• WallHutch: WoodShelf2	90	90	0\6	GMC.RB	5031	GMD.RB 6075

! Notes:
Units have a 3-grade top surface.
Dividers: None through 36w; one at 72w; two at 90 or more.
Wall-mount cleats are included for field installation; wall hutches must be screwed through the back into the wall cleat.



18h (Wall Cleat Included)		w	15dSg\Ndbl Shelf	Wall Hutch		Wall Hutch w/Cubby
• WallHutch: Cabinet1	36	36	0\1	GMF.FB	2197	GMG.FB 2630
• WallHutch: Cabinet1	54	54	1\1	GMF.JB	3271	GMG.JB 3889
• WallHutch: Cabinet1	72	72	0\2	GMF.MB	3793	GMG.MB 4696
• WallHutch: Cabinet1	90	90	1\2	GMF.PB	4362	GMG.PB 5295
• WallHutch: Cabinet1	108	108	0\3	GMF.RB	4822	GMG.RB 5926
30.6h (Wall Cleat Included)		w	15dSg\Ndbl Shelf	Wall Hutch		Wall Hutch w/Cubby
• WallHutch: Cabinet2 LH	18	18	2\0	GMN.CB	1767	GMP.CB 2066
• WallHutch: Cabinet2 RH	18	18	2\0	GMQ.CB	1767	GMR.CB 2066
• WallHutch: Cabinet2	36	36	0\2	GMH.FB	2763	GMJ.FB 3226
• WallHutch: Cabinet2	54	54	2\2	GMH.JB	3745	GMJ.JB 4390
• WallHutch: Cabinet2	72	72	0\4	GMH.MB	4913	GMJ.MB 5875
• WallHutch: Cabinet2	90	90	2\4	GMH.PB	5650	GMJ.PB 6648

+ Options:
For Proxy-wrapped doors, specify Opton LF and add \$465 per door.
For StitchedProxy-wrapped doors, specify Opton SF and add \$632 per door.

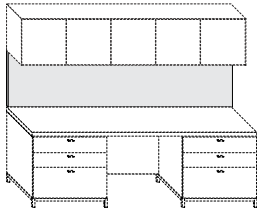
! Notes:
Units have a 3-grade top surface.
Wall-mount cleats are included for field installation; hutches must be screwed through the back into the wall cleat.

Specify: Product Number
Quantity
Tagging
Wood Finish
Hardware Finish

• Denotes Item is illustrated.

Prices listed in Wood1 Finishes.

Fabric Panels, Wall Hung



			Product No.	List \$	Product No.	List \$
23.4h (Includes Wall Cleats) ‡	w	23.4h	COM	Wall Hutch	Wall Hutch w/Cubby	
Fabric Wall Panel: 36	36		1.8	LN-36-23.4	LN-36-17.4	292
Fabric Wall Panel: 54	54		2	LN-54-23.4	LN-54-17.4	476
Fabric Wall Panel: 72	72		2.3	LN-72-23.4	LN-72-17.4	511
• Fabric Wall Panel: 90	90		2.8	LN-90-23.4	LN-90-17.4	572
Fabric Wall Panel: 108	108		3.2	LN-108-23.4	LN-108-17.4	621
36h (Includes Wall Cleats) ‡	w	36h	COM	Wall Hutch	Wall Hutch w/Cubby	
Fabric Wall Panel: 36X	36		1.8	LN-36-36	LN-30-30	292
Fabric Wall Panel: 54X	54		2	LN-54-36	LN-54-30	476
Fabric Wall Panel: 72X	72		2.3	LN-72-36	LN-72-30	511
Fabric Wall Panel: 90X	90		2.8	LN-90-36	LN-90-30	572
Fabric Wall Panel: 108X	108		3.2	LN-108-36	LN-108-30	621

! Notes:

- Cord management behind Fabric Panels is feasible.
- For use with Wall Hung Hutches.
- Fabric Panels for Wall Hutches with Shelf Added will be 6 inches shorter in height.
- Fabric Panels over 96w are produced in two sections.

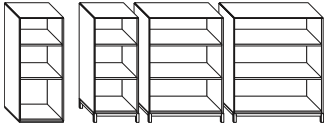


Specify: Product Number
 Quantity
 Tagging
 Wood Finish
 Hardware Finish

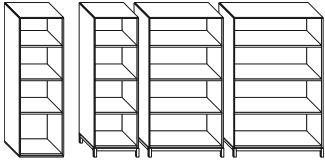
• Denotes Item is illustrated.

Prices listed in Wood1 Finishes.

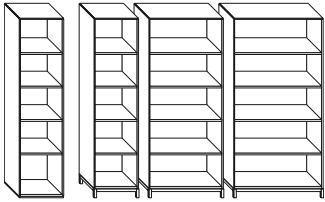
Towers, Shelving



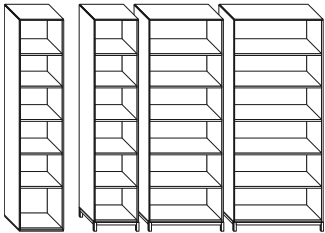
			Product No.	List \$	Product No.	List \$
42 high	w	15d 42h	0.5 Base Trim		3.5 Base	
• Tower 42/15: Shelving 18	18		GPKU.CBG	2752	GPAU.CBG	3170
• Tower 42/15: Shelving 30	30		GPKU.EBG	3075	GPAU.EBG	3500
• Tower 42/15: Shelving 36	36		GPKU.FBG	3221	GPAU.FBG	3669



			Product No.	List \$	Product No.	List \$
56 high	w	15d 56h	0.5 Base Trim		3.5 Base	
• Tower 56/15: Shelving 18	18		GPKU.CB6	2977	GPAU.CB6	3394
• Tower 56/15: Shelving 30	30		GPKU.EB6	3413	GPAU.EB6	3835
• Tower 56/15: Shelving 36	36		GPKU.FB6	3603	GPAU.FB6	4050



			Product No.	List \$	Product No.	List \$
72 high	w	15d 72h	0.5 Base Trim		3.5 Base	
• Tower 72/15: Shelving 18	18		GPKU.CBM	3198	GPAU.CBM	3614
• Tower 72/15: Shelving 30	30		GPKU.EBM	3738	GPAU.EBM	4161
• Tower 72/15: Shelving 36	36		GPKU.FBM	3968	GPAU.FBM	4415



			Product No.	List \$	Product No.	List \$
85 high	w	15d 85h	0.5 Base Trim		3.5 Base	
• Tower 85/15: Shelving 18	18		GPKU.CB8	3436	GPAU.CB8	3851
• Tower 85/15: Shelving 30	30		GPKU.EB8	4083	GPAU.EB8	4508
• Tower 85/15: Shelving 36	36		GPKU.FB8	4367	GPAU.FB8	4815

! Notes:



Number of adjustable shelves: 2 @ 42h, 3 @ 56h, 4 @ 72h, and 5 @ 85h.
Units 72 and taller have a 3 grade top surface.
Unfinished backs are standard.

Specify: Product Number
Quantity
Tagging
Wood Finish
Hardware Finish

• Denotes Item is illustrated.
‡ Requires field sub-assembly.

Prices listed in Wood1 Finishes.

Towers, Cabinet Single Door



				Product No.	List \$	Product No.	List \$
72 high				0.5 Base Trim		3.5 Base	
• Tower 72/15: Cabinet LH 18	18	15	72h	GPLU.CBM	3296	GPBU.CBM	3714
Tower 72/15: Cabinet RH 18	18	15		GPMU.CBM	3296	GPCU.CBM	3714
Tower 72/15: Cabinet LH 24	24	15		GPLU.DBM	3784	GPBU.DBM	4207
Tower 72/15: Cabinet RH 24	24	15		GPMU.DBM	3784	GPCU.DBM	4207
• Tower 72/24: Cabinet LH 18	18	24		GPLU.CDM	3558	GPBU.CDM	4006
Tower 72/24: Cabinet RH 18	18	24		GPMU.CDM	3558	GPCU.CDM	4006
Tower 72/24: Cabinet LH 24	24	24		GPLU.DDM	4078	GPBU.DDM	4551
Tower 72/24: Cabinet RH 24	24	24		GPMU.DDM	4078	GPCU.DDM	4551
85 high				0.5 Base Trim		3.5 Base	
• Tower 85/15: Cabinet LH 18	18	15	85h	GPLU.CB8	3502	GPBU.CB8	3921
Tower 85/15: Cabinet RH 18	18	15		GPMU.CB8	3502	GPCU.CB8	3921
Tower 85/15: Cabinet LH 24	24	15		GPLU.DB8	4088	GPBU.DB8	4513
Tower 85/15: Cabinet RH 24	24	15		GPMU.DB8	4088	GPCU.DB8	4513
• Tower 85/24: Cabinet LH 18	18	24		GPLU.CD8	3792	GPBU.CD8	4240
Tower 85/24: Cabinet RH 18	18	24		GPMU.CD8	3792	GPCU.CD8	4240
Tower 85/24: Cabinet LH 24	24	24		GPLU.DD8	4422	GPBU.DD8	4893
Tower 85/24: Cabinet RH 24	24	24		GPMU.DD8	4422	GPCU.DD8	4893

+ Options:

For Proxy-wrapped doors, specify Option LF and add \$583 per door.

For StitchedProxy-wrapped doors, specify Option SF and add \$923 per door.

Locks are optional.

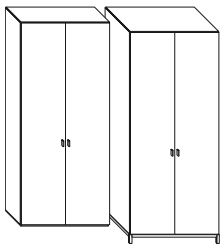
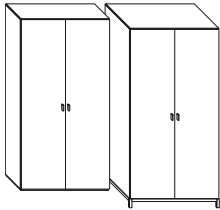
! Notes:

Number of adjustable shelves: 4 @ 72h, and 5 @ 85h.

Units have 3 grade top surface.

Unfinished backs are standard.

Towers, Cabinet Double Door



				Product No.	List \$	Product No.	List \$
72 high				0.5 Base Trim		3.5 Base	
• Tower 72/15: Cabinet DBL 36	36w	15	72h	GPNU.FBM	3959	GPDU.FBM	4406
• Tower 72/24: Cabinet DBL 36	36w	24		GPNU.FDM	4298	GPDU.FDM	4769
85 high				0.5 Base Trim		3.5 Base	
• Tower 85/15: Cabinet DBL 36	36w	15	85h	GPNU.FB8	4551	GPDU.FB8	5000
• Tower 85/24: Cabinet DBL 36	36w	24		GPNU.FD8	4972	GPDU.FD8	5442

+ Options:

For Proxy-wrapped doors, specify Option LF and add \$583 per door.

For StitchedProxy-wrapped doors, specify Option SF and add \$923 per door.

Locks are optional.

! Notes:

Number of adjustable shelves: 4 @ 72h, and 5 @ 85h.

Units have 3 grade top surface.

Unfinished backs are standard.



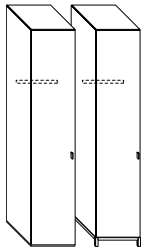
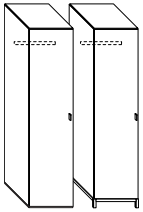
Specify: Product Number
 Quantity
 Tagging
 Wood Finish
 Hardware Finish

• Denotes Item is illustrated.

Prices listed in Wood1 Finishes.

AE25

Towers, Garment



				Product No.	List \$	Product No.	List \$
72 high	w	24d	72h	0.5 Base Trim		3.5 Base	
• Tower 72/24: Garment LH 18	18			GPPU.CDM	3175	GPEU.CDM	3593
Tower 72/24: Garment RH 18	18			GPQU.CDM	3175	GPFU.CDM	3593
Tower 72/24: Garment LH 24	24			GPPU.DDM	3303	GPEU.DDM	3726
Tower 72/24: Garment RH 24	24			GPQU.DDM	3303	GPFU.DDM	3726
85 high	w	24d	85h	0.5 Base Trim		3.5 Base	
• Tower 85/24: Garment LH 18	18			GPPU.CD8	3408	GPEU.CD8	3823
Tower 85/24: Garment RH 18	18			GPQU.CD8	3408	GPFU.CD8	3823
Tower 85/24: Garment LH 24	24			GPPU.DD8	3637	GPEU.DD8	4060
Tower 85/24: Garment RH 24	24			GPQU.DD8	3637	GPFU.DD8	4060

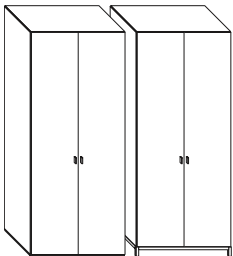
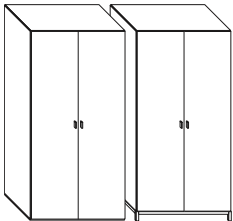
+ Options:

For Proxy-wrapped doors, specify Opton LF and add \$583 per door.
For StitchedProxy-wrapped doors, specify Opton SF and add \$923 per door.
Locks are optional.

! Notes:

Units 85 high have an adjustable shelf above the coat rod.
Units have 3 grade top surface.
Unfinished backs are standard.

Towers, Garment-Cabinet



				Product No.	List \$	Product No.	List \$
72h	36w	24d	72h	0.5 Base Trim		3.5 Base	
• Tower 72/24: Garment:Cab 36				GPRU.FDM	4354	GPGU.FDM	4802
Tower 72/24: Cab:Garment 36				GPSU.FDM	4354	GPHU.FDM	4802
85h	36w	24d	85h	0.5 Base Trim		3.5 Base	
• Tower 85/24: Garment:Cab 36				GPRU.FD8	4766	GPGU.FD8	5214
Tower 85/24: Cab:Garment 36				GPSU.FD8	4766	GPHU.FD8	5214

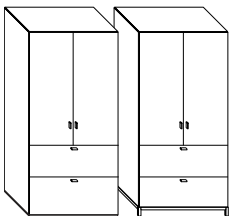
+ Options:

For Proxy-wrapped doors, specify Opton LF and add \$583 per door.
For StitchedProxy-wrapped doors, specify Opton SF and add \$923 per door.
Locks are optional.

! Notes:

Number of adjustable shelves: 4 @ 72h, and 5 @ 85h.
Units 85 high get an additional adjustable shelf above the coat rod.
Units have 3 grade top surface.
Unfinished backs are standard.

Towers, Cabinet/LatFile



				Product No.	List \$	Product No.	List \$
72h	w	24d	72h	0.5 Base Trim		3.5 Base	
Tower 72/24: Cab/LatF 30	30			GPTU.EDM	6105	GPJU.EDM	6553
• Tower 72/24: Cab/LatF 36	36			GPTU.FDM	6170	GPJU.FDM	6644

+ Options:

For Proxy-wrapped doors, specify Opton LF and add \$583 per door.
For StitchedProxy-wrapped doors, specify Opton SF and add \$923 per door.
Locks are optional.


! Notes:

Cabinet areas have 2 adjustable shelves.
Units have 3 grade top surface.
Unfinished backs are standard.

Specify: Product Number
Quantity
Tagging
Wood Finish
Hardware Finish

• Denotes Item is illustrated.

Prices listed in Wood1 Finishes.



NOTES