

DESCRIPTION

Corelite's latest addition to its line of shallow recessed fixtures, the Class R3, is the ultimate complement to the R1 and R2, offering the ideal combination of performance and aesthetics. The fully luminous housing of the R3 creates a high sense of style and superior brightness management, all while providing low watts per square foot to satisfy the most stringent energy requirements. To further realize the Class R series' design potential, the Class R3 is available with a complete palette of lamp options - including T8 and compact fluorescent - and maintains the series' dedication to shallow plenum applications with a minimal 3-3/4" deep housing.

Catalog #	Type
Project	
Comments	Date
Prepared by	

SPECIFICATION FEATURES

A ... Construction

Low profile housing constructed of die-formed 20 gauge cold rolled steel with integral 20 gauge gear tray.

B ... Reflectors

Micro prismatic acrylic lens composed of frosted and clear blend.

C ... Shielding

Linear prismatic fully frosted acrylic lens. Lens secured to housing via injection molded inserts for easy lamp access.

D ... Electrical

T5/T5HO fixtures use UL listed Class P, T5/T5HO program rapid start universal voltage electronic ballasts, power factor of 97% with less than 10% THD. Fixtures and electrical components certified to UL and CUL standards.

E ... Finish

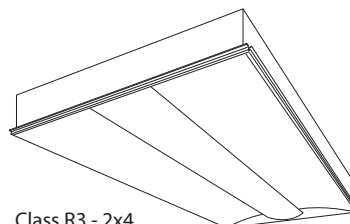
Fixture housings are high reflectance white using electrostatically applied polyester powder coat paint.

Mounting

Standard flange design works with most lay-in ceiling types. Integral pryout tabs secure luminaire to ceiling grid from above. Fixture offers tie-in locations for tie-wire on all corners, consult local code for appropriate tie-wire recommendations.

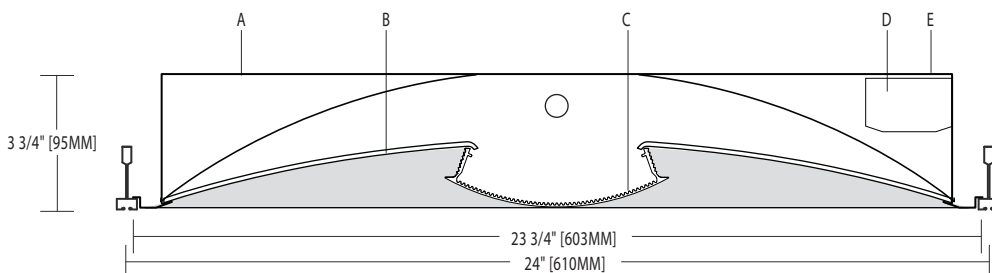
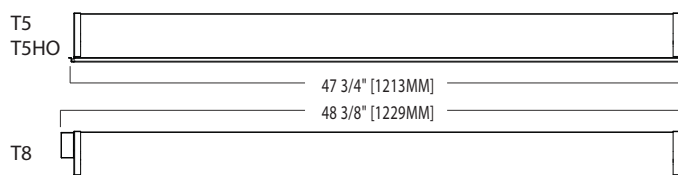
NOTE: Concealed Ceiling

Class R may be installed into inaccessible ceilings (sheet rock, wood panel, etc.). This is achieved with the Metalux DFW series drywall frame-in kit, ordered separately from Metalux. Specify "CC" for the Corelite Ceiling Type. Specify the following part numbers separately, from Metalux: For 2x4, order Metalux part # DF-24W-U



Class R3 - 2x4

Alternate Dimensions - 2x4



CLASS R3 Frosted Prismatic Lens

1T5
1T5HO

2'x4' Recessed
3-3/4" Depth



ORDERING INFORMATION

Sample Number: R3-WL-1T5-1C-UNV-24-T1

Series R3 : Class R3	Shielding L : Linear Prismatic Lens	Lamp Type N5 : T5 Normal Output T5 : T5 High Output	Wiring ¹ B : Battery Pack C : Standard Circuit D : Dimming / Step Dimming E : Emergency T : Nightlight Y : Daylight	Voltage ¹ 120 : 120V 277 : 277V 347 : 347V UNV : Universal (120V-277V)	Ceiling Type T1 : 1" Grid, Slot-Grid, 9/16" Tegular T9 : 9/16" Grid CC : Concealed Ceiling SU : Surface Mount	Options ¹ AR : Air Return CP : Chicago Plenum SD : Step Dimming W6 : 6' Whip Flex W12 : 12' Whip Flex				
Reflector W : White	Number of Lamps 1 : 1 Lamp	Number of Circuits 1 : 1 Circuit		Size 24 : 2' x 4'						

Notes: 1 Not all options available. Please consult your Cooper Lighting Representative for availability.