

09T Gower by Andrew Gower

Solid Maple with a Maple veneer inlay.

Designed to coordinate with (09) Gower Lounge, (64) Bench, (93) Pull-up & Tandem seating.

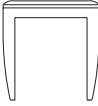
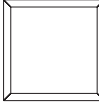
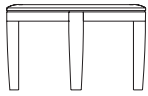

• **Quick Ship: 09T11, 09T13 & 09T17**

For reverse diamond top, add 10%.



For lower height, add \$92 list.

For higher height, add \$151 list.

09T

				Length	Width	Height	List	Weight
 	09T11	Square		26	26	20	1317	36
	09T12	Rectangular		26	20	20	1250	26
	09T13	Square		20	20	20	1127	29
	09T14	Round		26	26	20	1463	40
 	09T15	Round		26	26	16	1463	36
	09T16	Round		20	20	20	1395	26
	09T17	Round		20	20	16	1395	28
	09T19	Round		36	36	16	1583	33

09T18 Console

				Length	Width	Height	List	Weight
 	09T18	Rectangular		18	54	32	1576	56

09T Gower Cabinet by Andrew Gower

Maple wood with ADA compliant handle. Available with four casters, add \$209 to list and specify on order.

Note: Matching patient chairs (09H), tables (09T), and pull-up chairs (93).

09T20 3 Drawer Cabinet

				Depth	Width	Height	List	Weight
 	09T20	Cabinet		20	23	30	1373	31

09T21 1 Drawer w/ 2 Doors Cabinet

				Depth	Width	Height	List	Weight
 	09T21	Cabinet		20	23	30	1373	51