

D A V I D E D W A R D



LSM Series



DAVID EDWARD
design's best friend

DAVID EDWARD

LSM Series

16116



80513



16T03



DAVID EDWARD

LSM Series

16 LSM Lounges

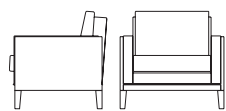
D30.5", H30.75", AH23", SH18.25", SD19.25"

Designed by Lehman-Smith

+ McLeish: Debra L.S., Scott N., Rebecca M.

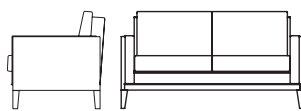
Solid Cherry wood frame and legs; cherry veneer outside arm panel with metal polished nickel finish (DE-PN) detail under seat rail. Loose seat and semi attached back.

16113



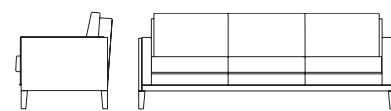
W33"

16116



W57.75"

16118



W82.5"


80 LSM Pull-ups

Designed by Lehman-Smith + McLeish : Debra L.S., Scott N., Rebecca M.

Cherry wood with cherry veneer arm panel.

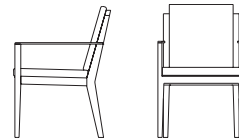
Brushed stainless finish (DE-BS) detail under seat rail.

80213 Semi-attached seat and back



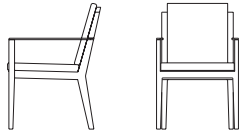
W24", D26.5", H32.5", AH24.75", SH18.5", SD18.5"

80413 Stacker with tight seat and semi-attached back



W22", D24.75", H33.75", AH 24.25, SH18", SD16"

80513 Guest Chair with tight seat and semi-attached back



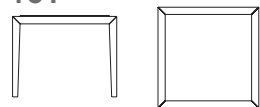
W22", D24.75", H33.75", AH 24.25, SH18", SD16"

16T LSM Tables

Designed by Lehman-Smith + McLeish : Debra L.S., Scott N., Rebecca M.

Solid Cherry legs and rails with a cherry veneer insert. Metal rail between the veneer top and solid wood rails, with polished nickel finish (DE-PN).

16T



16T01 Table
16T06 Table
16T02 Table
16T03 Table
16T04 Table

Length	Width	Height
28	28	22
28	28	18
24	28	18
24	28	22
28	42	18