

DAVID EDWARD

03 Fly Series by Max Pearson

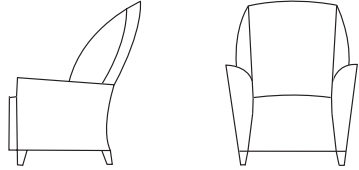
Maple, available with wings (2 Fly), without wings (Not 2 Fly), armless (No Fly), Fly Bench (65) or Fly Ottoman and Fly Pull-up Chair (77). Tight or Loose seat. Fabric that cannot be railroaded will be seamed in the center of the settee and sofa.

Highback: D34", H42", AH23.75", SH18", SD20.5"
Lowback: D32.25", H34.5", AH23.75", SH18", SD20.5"

2-Fly High Back

Chair: W33.25", Settee: W58", Sofa: W79.5"

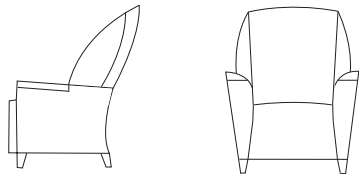
• Quick Ship 03123



		FABRIC YDS.	COM	1,000	2,000	3,000	4,000	5,000	6,000	7,000	8,000	9,000	10,000	11,000	Wt.
Tight Seat															
03113	Chair	7	1871	2135	2244	2353	2493	2618	2773	2898	3100	3302	4391	5230	67
03115	Settee	9.25	2589	2938	3082	3226	3411	3576	3781	3946	4213	4480	5919	7028	90
03117	Sofa	11.5	3158	3592	3771	3950	4180	4385	4640	4845	5177	5509	8218	9903	105
Loose Seat															
03123	Chair	7.25	1987	2261	2374	2486	2631	2760	2921	3050	3260	3469	4597	5466	77
03125	Settee	9.5	2806	3165	3313	3460	3650	3819	4030	4199	4474	4748	6226	7365	90
03127	Sofa	11.75	3234	3678	3861	4043	4278	4487	4748	4957	5297	5636	7464	8873	105

2-Fly High Back with Wood Cap Arms

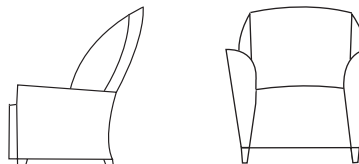
Chair: W33.25", Settee: W58", Sofa: W79.5"



		FABRIC YDS.	COM	1,000	2,000	3,000	4,000	5,000	6,000	7,000	8,000	9,000	10,000	11,000	Wt.
Tight Seat															
03113W	Chair	7	2058	2322	2431	2540	2680	2805	2960	3085	3287	3489	4578	5417	76
03115W	Settee	9.25	2777	3126	3270	3414	3599	3764	3969	4134	4401	4668	6107	7216	114
03117W	Sofa	11.5	3346	3780	3959	4138	4368	4573	4828	5033	5365	5697	8406	10091	105
Loose Seat															
03123W	Chair	7.25	2175	2449	2562	2674	2819	2948	3109	3238	3448	3657	4785	5654	73
03125W	Settee	9.5	2995	3354	3502	3649	3839	4008	4219	4388	4663	4937	6415	7554	90
03127W	Sofa	11.75	3422	3866	4049	4231	4466	4675	4936	5145	5485	5824	7652	9061	143

2-Fly Low Back

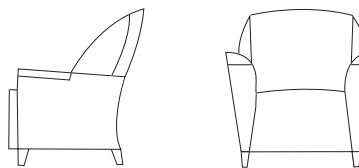
Chair: W33.25", Settee: W58", Sofa: W79.5"



		FABRIC YDS.	COM	1,000	2,000	3,000	4,000	5,000	6,000	7,000	8,000	9,000	10,000	11,000	Wt.
Tight Seat															
03133	Chair	6.5	1772	2018	2119	2220	2350	2465	2610	2725	2913	3101	4112	4891	60
03135	Settee	9.25	2491	2840	2984	3128	3313	3478	3683	3848	4115	4382	5821	6930	75
03137	Sofa	11.5	3088	3522	3701	3880	4110	4315	4570	4775	5107	5439	8148	9833	95
Loose Seat															
03143	Chair	6.75	1913	2168	2273	2378	2513	2633	2783	2903	3098	3293	4343	5152	60
03145	Settee	9.5	2694	3053	3201	3348	3538	3707	3918	4087	4362	4636	6114	7253	75
03147	Sofa	11.75	3158	3602	3785	3967	4202	4411	4672	4881	5221	5560	7388	8797	95

2-Fly Low Back with Wood Cap Arms

Chair: W33.25", Settee: W58", Sofa: W79.5"



		FABRIC YDS.	COM	1,000	2,000	3,000	4,000	5,000	6,000	7,000	8,000	9,000	10,000	11,000	Wt.
Tight Seat															
03133W	Chair	6.5	1960	2206	2307	2408	2538	2653	2798	2913	3101	3289	4300	5079	60
03135W	Settee	9.25	2678	3027	3171	3315	3500	3665	3870	4035	4302	4569	6008	7117	75
03137W	Sofa	11.5	3276	3710	3889	4068	4298	4503	4758	4963	5295	5627	8336	10021	95
Loose Seat															
03143W	Chair	6.75	2101	2356	2461	2566	2701	2821	2971	3091	3286	3481	4531	5340	60
03145W	Settee	9.5	2882	3241	3389	3536	3726	3895	4106	4275	4550	4824	6302	7441	75
03147W	Sofa	11.75	3346	3790	3973	4155	4390	4599	4860	5069	5409	5748	7576	8985	95

DAVID EDWARD

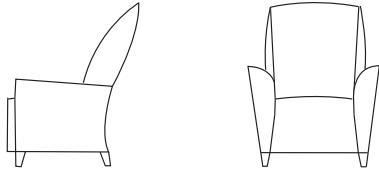
03 Fly Series by Max Pearson

Maple, available with wings (2 Fly), without wings (Not 2 Fly), armless (No Fly), Fly Bench (65) or Fly Ottoman and Fly Pull-up Chair (77).
Tight or Loose seat.
Fabric that cannot be railroaded will be seamed in the center of the settee and sofa.

Highback: D34", H42", AH23.75", SH18", SD20.5"
Lowback: D32.25", H34.5", AH23.75", SH18", SD20.5"

Not 2-Fly High Back • Quick Ship 03213

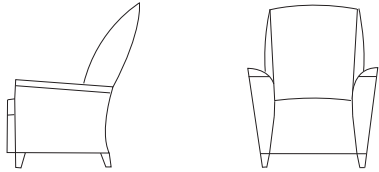
Chair: W33.25", Settee: W58", Sofa: W79.5"



		FABRIC YDS.	COM	1,000	2,000	3,000	4,000	5,000	6,000	7,000	8,000	9,000	10,000	11,000	Wt.
Tight Seat															
03213	Chair	7	1605	1869	1978	2087	2227	2352	2507	2632	2834	3036	4125	4964	75
03215	Settee	9.25	2326	2675	2819	2963	3148	3313	3518	3683	3950	4217	5656	6765	119
03217	Sofa	11.5	2808	3242	3421	3600	3830	4035	4290	4495	4827	5159	7868	9553	105
Loose Seat															
03223	Chair	7	1710	1974	2083	2192	2332	2457	2612	2737	2939	3141	4230	5069	63
03225	Settee	9.25	2533	2882	3026	3170	3355	3520	3725	3890	4157	4424	5863	6972	90
03227	Sofa	11.75	3031	3475	3658	3840	4075	4284	4545	4754	5094	5433	7261	8670	105

Not 2-Fly High Back with Wood Cap Arms

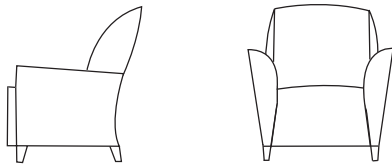
Chair: W33.25", Settee: W58", Sofa: W79.5"



		FABRIC YDS.	COM	1,000	2,000	3,000	4,000	5,000	6,000	7,000	8,000	9,000	10,000	11,000	Wt.
Tight Seat															
03213W	Chair	7	1793	2057	2166	2275	2415	2540	2695	2820	3022	3224	4313	5152	75
03215W	Settee	9.25	2514	2863	3007	3151	3336	3501	3706	3871	4138	4405	5844	6953	90
03217W	Sofa	11.5	2996	3430	3609	3788	4018	4223	4478	4683	5015	5347	8056	9741	105
Loose Seat															
03223W	Chair	7	1898	2162	2271	2380	2520	2645	2800	2925	3127	3329	4418	5257	66
03225W	Settee	9.25	2722	3071	3215	3359	3544	3709	3914	4079	4346	4613	6052	7161	90
03227W	Sofa	11.75	3220	3664	3847	4029	4264	4473	4734	4943	5283	5622	7450	8859	139

Not 2-Fly Low Back • Quick Ship 03243

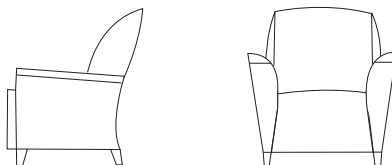
Chair: W33.25", Settee: W58", Sofa: W79.5"



		FABRIC YDS.	COM	1,000	2,000	3,000	4,000	5,000	6,000	7,000	8,000	9,000	10,000	11,000	Wt.
Tight Seat															
03233	Chair	6	1507	1734	1827	1920	2040	2147	2280	2387	2560	2734	3667	4386	55
03235	Settee	9.25	2228	2577	2721	2865	3050	3215	3420	3585	3852	4119	5558	6667	97
03237	Sofa	11.5	2667	3101	3280	3459	3689	3894	4149	4354	4686	5018	7727	9412	90
Loose Seat															
03243	Chair	6.5	1612	1858	1959	2060	2190	2305	2450	2565	2753	2941	3952	4731	55
03245	Settee	9.25	2434	2783	2927	3071	3256	3421	3626	3791	4058	4325	5764	6873	70
03247	Sofa	11.75	2779	3223	3406	3588	3823	4032	4293	4502	4842	5181	7009	8418	90

Not 2-Fly Low Back with Wood Cap Arms

Chair: W33.25", Settee: W58", Sofa: W79.5"



		FABRIC YDS.	COM	1,000	2,000	3,000	4,000	5,000	6,000	7,000	8,000	9,000	10,000	11,000	Wt.
Tight Seat															
03233W	Chair	6	1695	1922	2015	2108	2228	2335	2468	2575	2748	2922	3855	4574	55
03235W	Settee	9.25	2414	2763	2907	3051	3236	3401	3606	3771	4038	4305	5744	6853	70
03237W	Sofa	11.5	2820	3254	3433	3612	3842	4047	4302	4507	4839	5171	7880	9565	90
Loose Seat															
03243W	Chair	6.5	1800	2046	2147	2248	2378	2493	2638	2753	2941	3129	4140	4919	55
03245W	Settee	9.25	2622	2971	3115	3259	3444	3609	3814	3979	4246	4513	5952	7061	70
03247W	Sofa	11.75	2967	3411	3594	3776	4011	4220	4481	4690	5030	5369	7197	8606	90

DAVID EDWARD

03 Fly Series by Max Pearson

Maple, available with wings (2 Fly), without wings (Not 2 Fly), armless (No Fly), Fly Bench (65) or Fly Ottoman and Fly Pull-up Chair (77).
Tight or Loose seat.


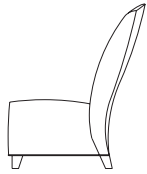
Highback: D34", H42", SH18", SD20.5"
Lowback: D32.25", H34.5", SH18", SD20.5"

Fabric that cannot be railroaded will be seamed in the center of the settee and sofa.

No Fly High Back

Chair: W23.5", Settee: W44.25", Sofa: W69.75"

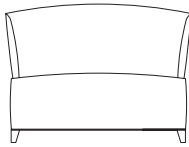
• Quick Ship 03613



		FABRIC YDS.	COM	1,000	2,000	3,000	4,000	5,000	6,000	7,000	8,000	9,000	10,000	11,000	Wt.
Tight Seat															
03613	Chair	5	1339	1528	1606	1683	1783	1872	1983	2072	2217	2361	3139	3738	52
03615	Settee	7.75	2058	2351	2471	2592	2747	2885	3057	3195	3419	3642	4848	5777	97
03617	Sofa	10	2441	2819	2974	3130	3330	3508	3730	3908	4197	4485	6841	8306	85
Loose Seat															
03623	Chair	5	1445	1634	1712	1789	1889	1978	2089	2178	2323	2467	3245	3844	55
03625	Settee	7.75	2162	2455	2575	2696	2851	2989	3161	3299	3523	3746	4952	5881	65
03627	Sofa	10	2499	2877	3032	3188	3388	3566	3788	3966	4255	4543	6899	8364	85

No Fly Low Back

Chair: W23.5", Settee: W44.25", Sofa: W69.75"



		FABRIC YDS.	COM	1,000	2,000	3,000	4,000	5,000	6,000	7,000	8,000	9,000	10,000	11,000	Wt.
Tight Seat															
03633	Chair	4.75	1241	1420	1494	1568	1663	1748	1853	1938	2075	2212	2951	3520	46
03635	Settee	7.75	1960	2253	2373	2494	2649	2787	2959	3097	3321	3544	4750	5679	65
03637	Sofa	10	2400	2778	2933	3089	3289	3467	3689	3867	4156	4444	6800	8265	75
Loose Seat															
03643	Chair	4.75	1346	1525	1599	1673	1768	1853	1958	2043	2180	2317	3056	3625	40
03645	Settee	7.75	2167	2460	2580	2701	2856	2994	3166	3304	3528	3751	4957	5886	65
03647	Sofa	10	2484	2862	3017	3173	3373	3551	3773	3951	4240	4528	6884	8349	75

Fly Ottoman

D21", W21", H16.5"



		FABRIC YDS.	COM	1,000	2,000	3,000	4,000	5,000	6,000	7,000	8,000	9,000	10,000	11,000	Wt.
03303	Ottoman	2.5	1019	1113	1152	1191	1241	1286	1341	1386	1458	1530	1919	2219	28

03 No Fly Sectional by Max Pearson

Maple wood frame and legs. Tight or loose seat, Up to three units are able to be shipped together.

Additional units will need to be bolted together on site.

Ganged tables are available on a custom basis.

Note: Factory installs units with a bolt in the back.

Please provide layout for ganging purposes.

Highback: W32.75", D33", H41.25", SH18", SD20.75"

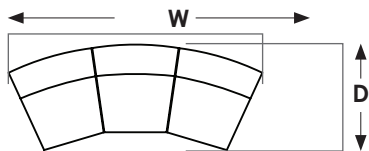
Lowback: W32.5", D31.5", H34.5", SH18", SD20.5"

Inside radius for both highback and lowback is 86"

Outside radius of the lowback 115 1/4"

Outside radius of the highback 116"

EXAMPLE - Dimensions



No Fly Highback - Dimensions


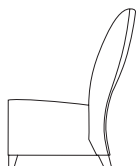
- 2 seat - W65" x D35.25"
- 3 seat - W96" x D39.5"
- 4 seat - W125.25" x D44.75"
- 5 seat - W151.75" x D52.25"

No Fly Lowback - Dimensions

- 2 seat - W64.5" x D34"
- 3 seat - W95" x D38"
- 4 seat - W123.75" x D43.75"
- 5 seat - W150.25" x D50.75"

A ganging metal plate installation pack is included in each box.

03653 Tight Seat with Highback



		FABRIC YDS.	COM	1,000	2,000	3,000	4,000	5,000	6,000	7,000	8,000	9,000	10,000	11,000	Wt.
03653	Chair	4.75	1448	1627	1701	1775	1870	1955	2060	2145	2282	2419	3158	3727	40

DAVID EDWARD

03 No Fly Sectional by Max Pearson

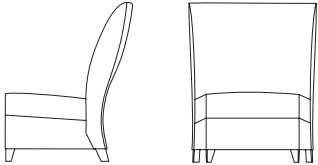
Maple wood frame and legs. Tight or loose seat, Up to three units are able to be shipped together. Additional units will need to be bolted together on site. Ganged tables are available on a custom basis. Note: Factory installs units with a bolt in the back. Please provide layout for ganging purposes.

Highback: W32.75", D33", H41.25", SH18", SD20.75"
 Lowback: W32.5", D31.5", H34.5", SH18", SD20.5"
 Inside radius for both highback and lowback is 86"

Outside radius of the lowback 115 1/4"
 Outside radius of the highback 116"

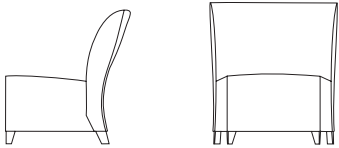
A ganging metal plate installation pack is included in each box.

03663 Loose Seat with Highback, loose seat semi- attached with wire



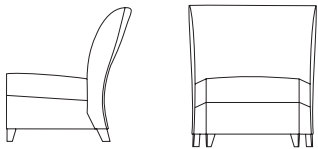
		FABRIC YDS.	COM	1,000	2,000	3,000	4,000	5,000	6,000	7,000	8,000	9,000	10,000	11,000	Wt.
03663	Chair	5.75	1563	1780	1870	1959	2074	2176	2304	2406	2572	2739	3633	4322	46

03673 Tight Seat with Lowback



		FABRIC YDS.	COM	1,000	2,000	3,000	4,000	5,000	6,000	7,000	8,000	9,000	10,000	11,000	Wt.
03673	Chair	4.75	1395	1574	1648	1722	1817	1902	2007	2092	2229	2366	3105	3674	35

03683 Loose Seat with Lowback, loose seat semi-attached with wire



		FABRIC YDS.	COM	1,000	2,000	3,000	4,000	5,000	6,000	7,000	8,000	9,000	10,000	11,000	Wt.
03683	Chair	5.75	1511	1728	1818	1907	2022	2124	2252	2354	2520	2687	3581	4270	35