

# DAVID EDWARD

## 28 Aspen Series by Scott Mason

Maple frame with wing or mini wing, high or low back, tight or loose seat, upholstered or wood cap arm.

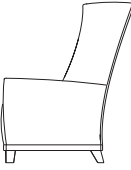

Lowback: D32.5", H34.75", AH22.75"(Uphol) - AH23.5(AC)", SH17.5", SD21"

Highback: D35.5", H42.75", AH22.75"(Uphol) - AH23.5(AC)", SH17.5", SD21"



Lowback: Chair: W31.25", Settee: W56", Sofa: W77.5"

Highback: Chair: W31.5", Settee: W56", Sofa: W77.5"



### Aspen High Back with upholstered arm

		FABRIC YDS.	COM	1,000	2,000	3,000	4,000	5,000	6,000	7,000	8,000	9,000	10,000	11,000	Wt.
Tight Seat															
	28113 Chair	7.75	1874	2167	2287	2408	2563	2701	2873	3011	3235	3458	4664	5593	87
	28115 Settee	10	2654	3032	3187	3343	3543	3721	3943	4121	4410	4698	6254	7453	158
	28117 Sofa	13.25	3080	3580	3787	3993	4258	4493	4788	5023	5406	5789	7850	9438	185
Loose Seat															
	28133 Chair	7.75	1990	2283	2403	2524	2679	2817	2989	3127	3351	3574	4780	5709	92
	28135 Settee	10	2770	3148	3303	3459	3659	3837	4059	4237	4526	4814	6370	7569	130
	28137 Sofa	13.25	3195	3695	3902	4108	4373	4608	4903	5138	5521	5904	9025	10966	185



### Aspen High back with arm cap

		FABRIC YDS.	COM	1,000	2,000	3,000	4,000	5,000	6,000	7,000	8,000	9,000	10,000	11,000	Wt.
Tight Seat															
	28123 Chair	7.75	2018	2311	2431	2552	2707	2845	3017	3155	3379	3602	4808	5737	92
	28125 Settee	10	2800	3178	3333	3489	3689	3867	4089	4267	4556	4844	6400	7599	134
	28127 Sofa	13.25	3230	3730	3937	4143	4408	4643	4938	5173	5556	5939	9060	11001	189
Loose Seat															
	28143 Chair	7.75	2134	2427	2547	2668	2823	2961	3133	3271	3495	3718	4924	5853	92
	28145 Settee	10	2915	3293	3448	3604	3804	3982	4204	4382	4671	4959	6515	7714	134
	28147 Sofa	13.25	3340	3840	4047	4253	4518	4753	5048	5283	5666	6049	9170	11111	189

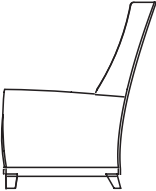

### Aspen Low back with upholstered arm

		FABRIC YDS.	COM	1,000	2,000	3,000	4,000	5,000	6,000	7,000	8,000	9,000	10,000	11,000	Wt.
Tight Seat															
	28213 Chair	7.5	1758	2041	2158	2275	2425	2558	2725	2858	3075	3291	4458	5357	75
	28215 Settee	9.75	2539	2907	3059	3211	3406	3579	3796	3969	4251	4532	6049	7218	120
	28217 Sofa	13	2964	3455	3657	3859	4119	4351	4639	4871	5246	5622	8684	10589	159
Loose Seat															
	28233 Chair	7.5	1874	2157	2274	2391	2541	2674	2841	2974	3191	3407	4574	5473	75
	28235 Settee	9.75	2654	3022	3174	3326	3521	3694	3911	4084	4366	4647	6164	7333	120
	28237 Sofa	13	3080	3571	3773	3975	4235	4467	4755	4987	5362	5738	8800	10705	160

### Aspen Low back with arm cap

		FABRIC YDS.	COM	1,000	2,000	3,000	4,000	5,000	6,000	7,000	8,000	9,000	10,000	11,000	Wt.
Tight Seat															
	28223 Chair	7.5	1903	2186	2303	2420	2570	2703	2870	3003	3220	3436	4603	5502	82
	28225 Settee	9.75	2679	3047	3199	3351	3546	3719	3936	4109	4391	4672	6189	7358	125
	28227 Sofa	13	3109	3600	3802	4004	4264	4496	4784	5016	5391	5767	8829	10734	162
Loose Seat															
	28243 Chair	7.5	2018	2301	2418	2535	2685	2818	2985	3118	3335	3551	4718	5617	78
	28245 Settee	9.75	2799	3167	3319	3471	3666	3839	4056	4229	4511	4792	6309	7478	120
	28247 Sofa	13	3225	3716	3918	4120	4380	4612	4900	5132	5507	5883	8945	10850	160

### Aspen Mini Wing High back with upholstered arm

		FABRIC YDS.	COM	1,000	2,000	3,000	4,000	5,000	6,000	7,000	8,000	9,000	10,000	11,000	Wt.
Tight Seat															
	28313 Chair	7.75	1874	2167	2287	2408	2563	2701	2873	3011	3235	3458	4664	5593	91
	28315 Settee	9.5	2654	3013	3161	3308	3498	3667	3878	4047	4322	4596	6074	7213	130
	28317 Sofa	12.5	3080	3552	3747	3941	4191	4413	4691	4913	5274	5636	7580	9079	185
Loose Seat															
	28333 Chair	7.25	1990	2264	2377	2489	2634	2763	2924	3053	3263	3472	4600	5469	91
	28335 Settee	9.5	2770	3129	3277	3424	3614	3783	3994	4163	4438	4712	6190	7329	130
	28337 Sofa	12.5	3195	3667	3862	4056	4306	4528	4806	5028	5389	5751	7695	9194	185

## 28 Aspen Series by Scott Mason

Maple frame with wing or mini wing, high or low back, tight or loose seat, upholstered or wood cap arm.

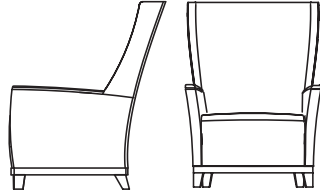
Lowback: D32.5", H34.75", AH22.75"(Uphol) - AH23.5(AC)", SH17.5", SD21"

Highback: D35.5", H42.75", AH22.75"(Uphol) - AH23.5(AC)", SH17.5", SD21"

Lowback: Chair: W31.25", Settee: W56", Sofa: W77.5"

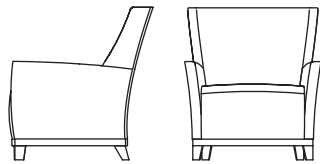
Highback: Chair: W31.5", Settee: W56", Sofa: W77.5"

### Aspen Mini Wing High back with arm cap



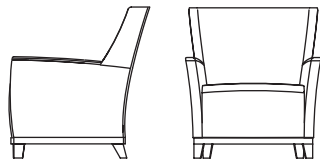
		FABRIC YDS.	COM	1,000	2,000	3,000	4,000	5,000	6,000	7,000	8,000	9,000	10,000	11,000	Wt.
Tight Seat															
28323	Chair	7.25	2018	2292	2405	2517	2662	2791	2952	3081	3291	3500	4628	5497	95
28325	Settee	9.5	2801	3160	3308	3455	3645	3814	4025	4194	4469	4743	6221	7360	134
28327	Sofa	12.5	3230	3702	3897	4091	4341	4563	4841	5063	5424	5786	7730	9229	189
Loose Seat															
28343	Chair	7.25	2134	2408	2521	2633	2778	2907	3068	3197	3407	3616	4744	5613	95
28345	Settee	9.5	2916	3275	3423	3570	3760	3929	4140	4309	4584	4858	6336	7475	134
28347	Sofa	12.5	3340	3812	4007	4201	4451	4673	4951	5173	5534	5896	7840	9339	189

### Aspen Mini Wing Low back with upholstered arm



		FABRIC YDS.	COM	1,000	2,000	3,000	4,000	5,000	6,000	7,000	8,000	9,000	10,000	11,000	Wt.
Tight Seat															
28413	Chair	7.25	1769	2043	2156	2268	2413	2542	2703	2832	3042	3251	4379	5248	87
28415	Settee	9.5	2539	2898	3046	3193	3383	3552	3763	3932	4207	4481	5959	7098	120
28417	Sofa	12.5	2964	3436	3631	3825	4075	4297	4575	4797	5158	5520	7464	8963	160
Loose Seat															
28433	Chair	7.25	1874	2148	2261	2373	2518	2647	2808	2937	3147	3356	4484	5353	87
28435	Settee	9.5	2654	3013	3161	3308	3498	3667	3878	4047	4322	4596	6074	7213	120
28437	Sofa	12.5	3080	3552	3747	3941	4191	4413	4691	4913	5274	5636	7580	9079	160

### Aspen Mini Wing Low back with arm cap



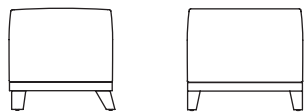
		FABRIC YDS.	COM	1,000	2,000	3,000	4,000	5,000	6,000	7,000	8,000	9,000	10,000	11,000	Wt.
Tight Seat															
28423	Chair	7.25	1903	2177	2290	2402	2547	2676	2837	2966	3176	3385	4513	5382	81
28425	Settee	9.5	2685	3044	3192	3339	3529	3698	3909	4078	4353	4627	6105	7244	116
28427	Sofa	12.5	3109	3581	3776	3970	4220	4442	4720	4942	5303	5665	7609	9108	160
Loose Seat															
28443	Chair	7.25	2018	2292	2405	2517	2662	2791	2952	3081	3291	3500	4628	5497	87
28445	Settee	9.5	2800	3159	3307	3454	3644	3813	4024	4193	4468	4742	6220	7359	120
28447	Sofa	12.5	3225	3697	3892	4086	4336	4558	4836	5058	5419	5781	7725	9224	160

## Aspen Ottoman

Maple frame with loose or semi attached seat.

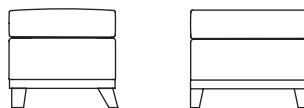
W20", D18.5", H17"

### 28503 Tight Seat



		FABRIC YDS.	COM	1,000	2,000	3,000	4,000	5,000	6,000	7,000	8,000	9,000	10,000	11,000	Wt.
28503	Ottoman	1.75	1037	1103	1130	1158	1193	1224	1263	1294	1344	1395	1667	1877	38

### 28513 Semi- Attached Seat



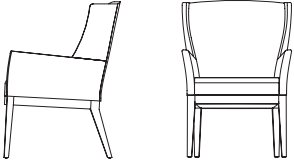
		FABRIC YDS.	COM	1,000	2,000	3,000	4,000	5,000	6,000	7,000	8,000	9,000	10,000	11,000	Wt.
28513	Ottoman	2	1037	1113	1144	1175	1215	1250	1295	1330	1388	1446	1757	1997	35

## 83 Aspen by Scott Mason

W25.5", D27", H36.5", AH25", SH17.5", SD18.5"

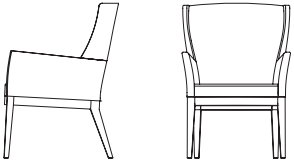
Solid Maple frame available with wings or mini wings.

### 83113 With wings



		FABRIC YDS.	COM	1,000	2,000	3,000	4,000	5,000	6,000	7,000	8,000	9,000	10,000	11,000	Wt.
83113	Chair	4	1605	1756	1818	1881	1961	2032	2121	2192	2307	2423	3045	3525	55

### 83313 With mini wings



		FABRIC YDS.	COM	1,000	2,000	3,000	4,000	5,000	6,000	7,000	8,000	9,000	10,000	11,000	Wt.
83313	Chair	4	1518	1669	1731	1794	1874	1945	2034	2105	2220	2336	2958	3438	45