



# Integrated Technologies Specification Guide

## Availability

**Electronic price list updated** with release 182.C (U.S.) and 147.C (Canada), dated August 17, 2015.

Spec News is available on [village.steelcase.com](http://village.steelcase.com). Search AdStock and download the current release's Spec News.

View or download Steelcase Specification Guides at <http://www.steelcase.com/en/resources/design/spec-guides/pages/specguides.aspx>.

Transitional products in this specification guide are **maintained for existing customers only** and are likely to be phased out over time. These products are indicated with a . Products that are scheduled to be culled are indicated with an , followed by the last order entry date.

## Working with This Specification Guide

Ten Tips: How to Get the Most Out of This Book	2
Additional Resources	4
Thought Starters	5

<b>media:scape Tables</b>	<b>11</b>
<b>media:scape kiosk</b>	<b>67</b>
<b>media:scape mini and mobile</b>	<b>79</b>
<b>ScapeSeries Tables</b>	<b>91</b>
<b>media:scape Lounge</b>	<b>97</b>
<b>RoomWizard II</b>	<b>125</b>
<b>ēno Interactive Whiteboards and Accessories</b>	<b>133</b>
<b>Steelcase Certified Refurbished Products</b>	<b>149</b>

<b>Surface Materials</b>	<b>153</b>
<b>Resources</b>	<b>163</b>

► For a list of all trademarks, refer to the last page of this specification guide.  
© 2015 Steelcase Inc.



## For Canadian Pricing


Canadian factor can be found at [steelcase.com/CADpricing](http://steelcase.com/CADpricing).

Calculate in the following order to avoid rounding errors:

- Multiply the base price and each option by the Canadian factor.
- Round each to the nearest dollar.
- Add base and options for total list price.

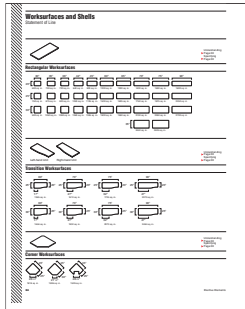
# Ten Tips: How to Get the Most Out of This Book

## Tip 1




**Watch** the tabs on the right-hand edges of the pages. They'll always indicate which chapter you are in.

## Tip 2



**Use the Statement of Line pages** for an overview of the available components, their sizes, and page references for additional information.

## Tip 3



**Find cross reference** by looking for page numbers flagged with an arrow.

## Tip 4

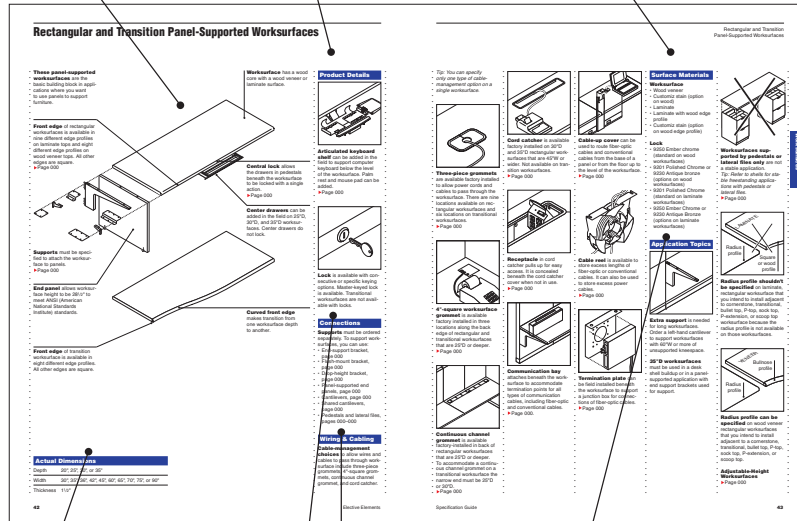
**Study the product detail pages** in the Understanding section to learn everything an expert knows about specific products. Each product detail page in this section contains the following features, where applicable:

- Product Drawing
- Actual Dimensions
- Product Details
- Connections
- Wiring and Cabling
- Surface Materials
- Application Topics

**Product Drawing** shows you what the product looks like and points out important features.

**Product Details** gives specific information on the product and how it is used.

**Surface Materials** lists what material is used for each part of the product.



**Actual Dimensions** table lists the dimensions of the product.

**Connections** describes how the product is assembled or how it attaches to another product.

**Wiring and Cabling** details the cable-management and cable routing capabilities of the product.

**Application Topics** provides useful advice on how to apply the product.



# Additional Resources

## Integrated Technologies

**products** are supported with informational materials, tools, and software to help you plan, specify, and order an installation efficiently.

## Printed Materials

### Other Specification Guides

Steelcase offers a comprehensive portfolio of furniture and solutions. For the full offering of products, refer to the individual product specification guides. These can be accessed at the [www.steelcase.com](http://www.steelcase.com) web site or at [village.steelcase.com](http://village.steelcase.com).

## Computer Tools

### Electronic Catalog

Accurate sales quotations and purchase orders for Steelcase products are created with specification software that uses Steelcase Electronic Catalog data. Use the data to specify and price style numbers and options for every Steelcase product.

The data is updated bimonthly by Steelcase and provided to software programs including: the Hedberg Business System, SmartTools—Steelcase's design and specification software (for more information on SmartTools, please email [SmartTools@steelcase.com](mailto:SmartTools@steelcase.com)), the ProjectMatrix Project Symbols libraries, as well as 20-20 CAP Studio.

### Furniture Symbol Graphic Data

Steelcase creates 2D and 3D furniture symbols (with attributes) for planning and initially specifying Steelcase products. This data is incorporated into several add-on software packages that work in either a Microstation or an AutoCAD drafting environment.



### Digital Publications

If your device has a bar code reader App, scan this QR code for a direct link to the online digital publications. Utilizing this QR code allows you to search across multiple specification guides, share across social media, or print out pages. You can also access these digital publications at [www.steelcase.com](http://www.steelcase.com) or [village.steelcase.com](http://village.steelcase.com).

## Support

### Steelcase Capabilities

Steelcase products are distributed, installed, and serviced through a network of more than 600 dealers worldwide. Steelcase is also represented with offices and corporate showrooms in 26 U.S. cities, 4 Canadian cities, and in France, Germany, Great Britain, and Japan. Every Steelcase product meets our exceptionally high standards of quality and durability and comes with the Steelcase assurance of excellence in service.

**For assistance**, please call your local dealer, the Steelcase Solutions Resource Team, or the Steelcase Solutions Fulfillment Team at 1.888.STEELCASE (1.888.783.3522) or send an e-mail to [lineone@steelcase.com](mailto:lineone@steelcase.com).

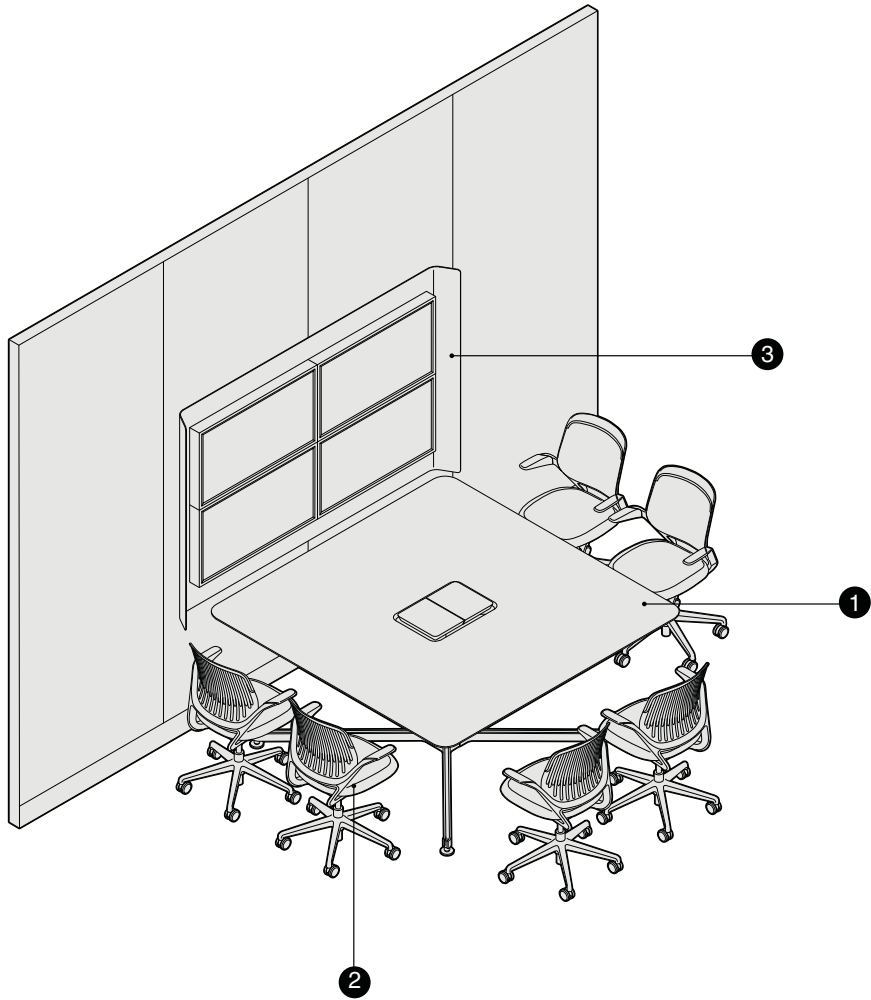
Call the Steelcase Solutions Resource Team prior to placing an order, when working on a bid, or when you need information about product applications and specifications.

Call the Steelcase Solutions Fulfillment Team if you have submitted an order to Steelcase and you need to speak to your Solutions Fulfillment Team Representative about the order. Also call if you have any post-shipment quality or warranty concerns or service parts questions.

Outside the U.S.A., Canada, Mexico, Puerto Rico, and the U.S. Virgin Islands, call 1.616.247.2500.

For information about Steelcase, the name of your nearest Steelcase dealer, or for product literature, call 1.800.333.9939 or visit our Web site: [www.steelcase.com](http://www.steelcase.com).

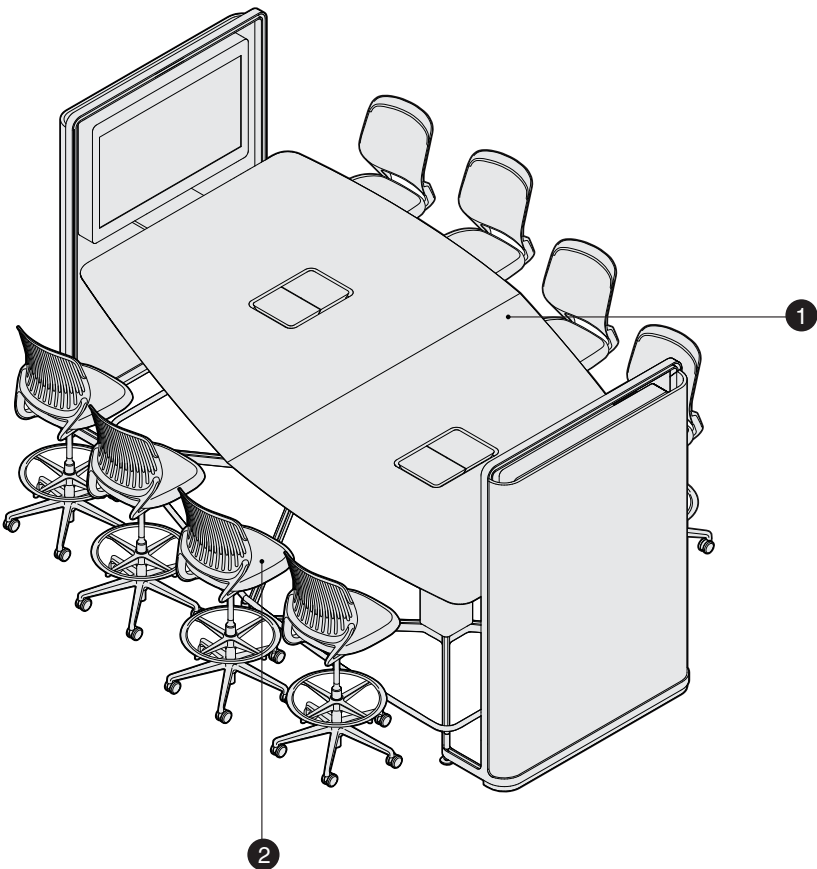





**media:scape Thought Starter 1**

**Recommended Components**

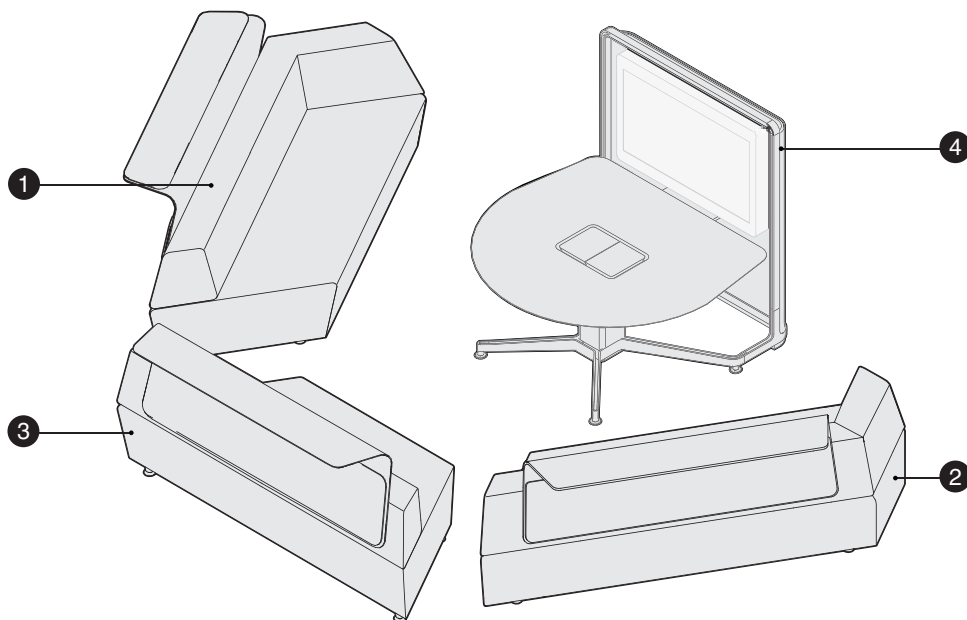
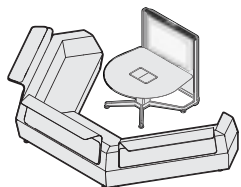
	Quantity	Style Number	Description
1	1	MT02DS6060	Desk-Height Square Table
2	6	434111	cobi Chairs
3	1	MTSWQ32	Quad 32" Monitor Shroud
	3	MT02SC169	Scaler



**media:scape Thought Starter 2**

**Recommended Components**

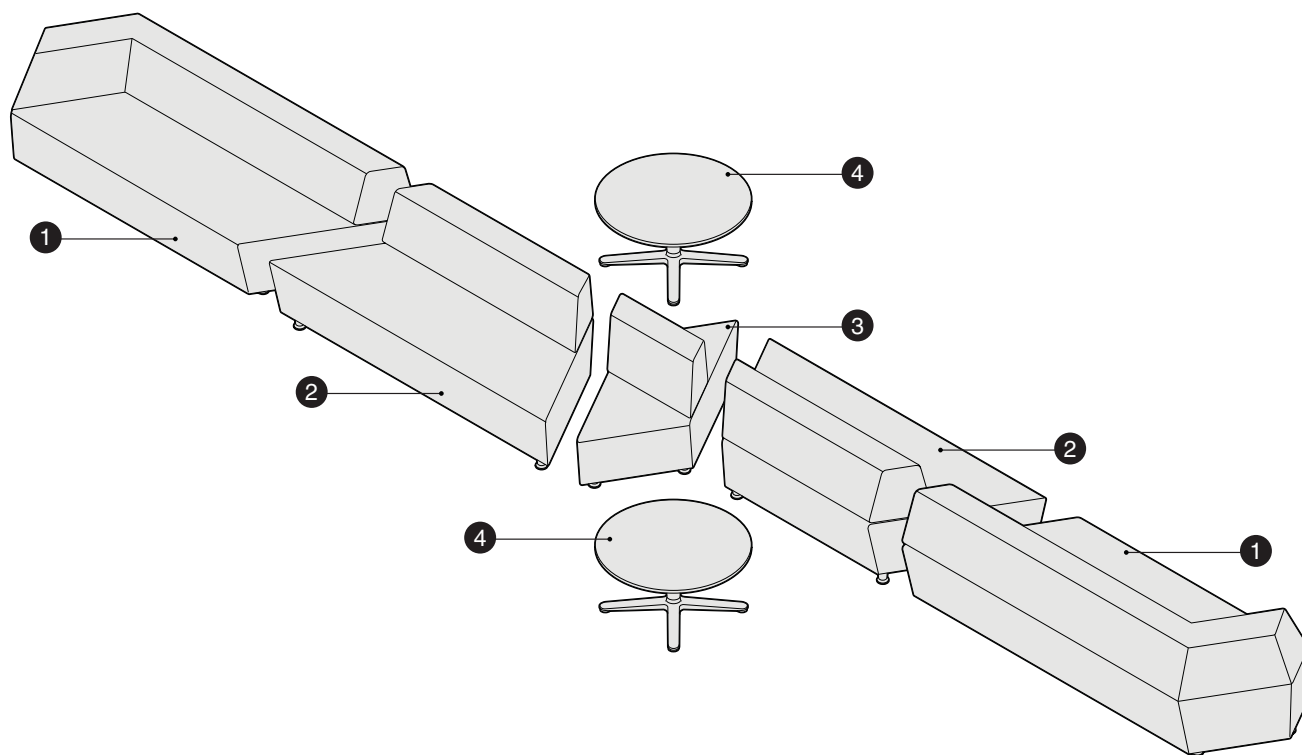
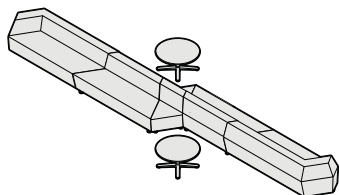
	Quantity	Style Number	Description
1	1	MT02SF12076T	Offset Stool-Height Table With Attached Totem
2	8	434711	cobi Stools



### media:scape TeamTheatre Thought Starter 3

#### Recommended Components

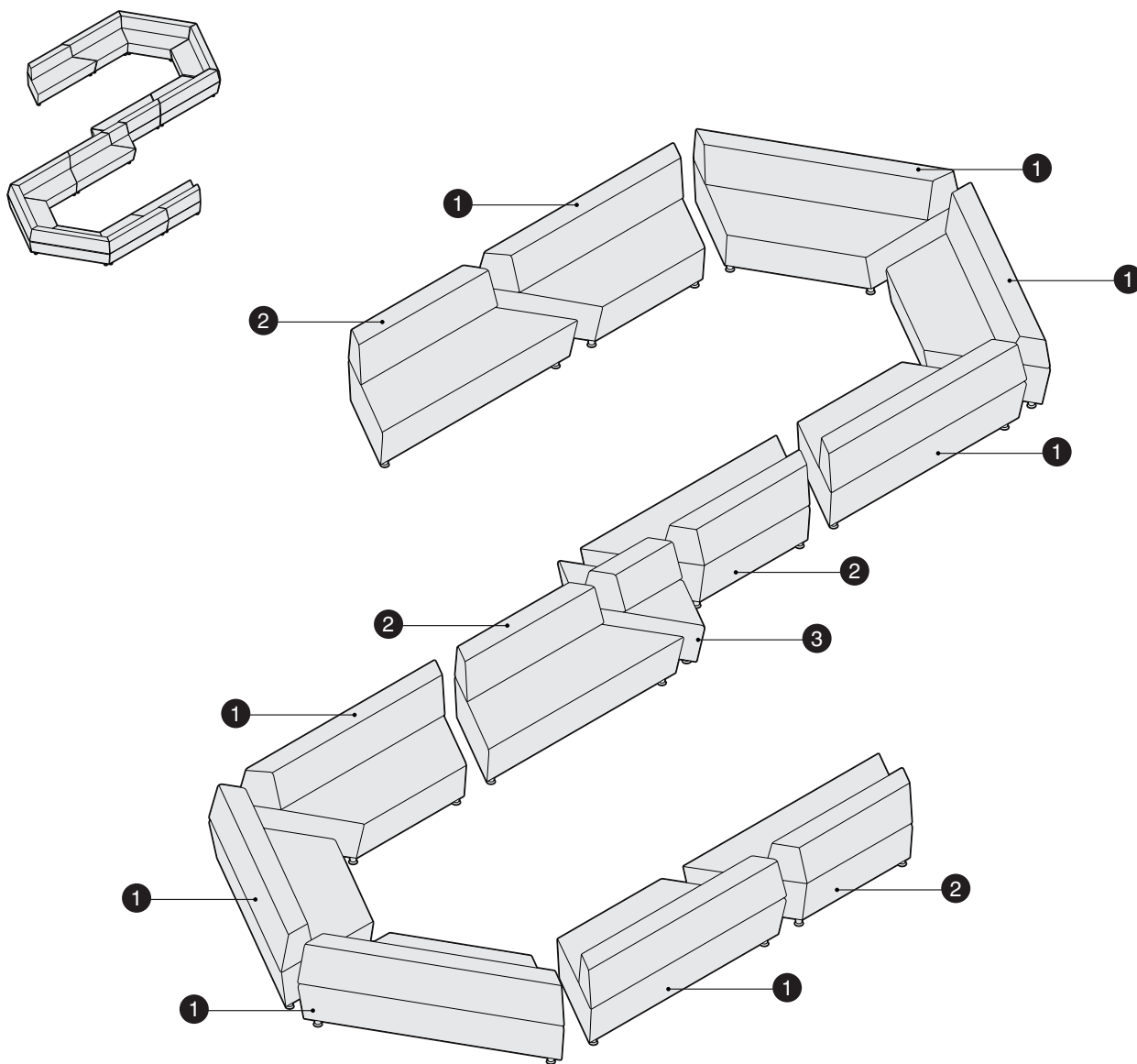
	Quantity	Style Number	Description	Option
①	1	<b>MLLCS</b>	Left Corner Lounge	Ledge
②	1	<b>MLRCS</b>	Right Corner Lounge	Ledge
③	1	<b>MLSTS</b>	Straight Lounge	Ledge
④	1	<b>MT02LP4854T</b>	Pear-Shaped Lounge Table With Attached Totem	



## media:scape Thought Starter 4

### Recommended Components

	Quantity	Style Number	Description
1	2	<b>MLRCS</b>	Right Corner Lounge
2	2	<b>MLSIS</b>	Straight Inverted Lounge
3	1	<b>MLRLS</b>	Left Reverse Lounge
4	2	<b>CQCT1632</b>	Collaborative Lounge Table



## media:scape Thought Starter 5

### Recommended Components

	Quantity	Style Number	Description
1	8	<b>MLSTS</b>	Straight Lounge
2	4	<b>MLSIS</b>	Straight Inverted Lounge
3	1	<b>MLRLS</b>	Left Reverse Lounge



# Understanding and Specifying media:scape Tables

## Statement of Line

12

## Product Details

media:scape Tables	16
media:scape TeamStudio	18
media:scape Table – Wiring and Cabling	20
media:scape Table – Data Cable Routing	23
Under the Hood – media:scape Table	24
media:scape Digital Upgrade Packages	26
Dimensions – media:scape Tables	28
media:scape Features Comparison	30
Wall-Mounted Shrouds	31
Dimensions – media:scape Wall-Mounted Shrouds	32
Camera Ledges	36
CODEC Cases	37
media:scape PUCKs	38
media:scape Virtual PUCK	40

## Specifying

Lounge-Height Tables	42
Desk-Height Tables	44
Stool-Height Tables	48
Cable Track for media:scape TeamStudio	53
Seismic Anchor Brackets	54
Wall-Mounted Shrouds	56
Video Conferencing Components	58
Electronics	60
media:scape Digital Upgrade Package Standard	61
media:scape Digital Upgrade Package Lite	62
media:scape PUCKs	63
media:scape Virtual PUCK	64
Steelcase Application Server	65

# Statement of Line

media:scape Tables

## Lounge-Height Tables



**Small D-Shaped Lounge-Height Table with Attached Totem**

Understanding  
▶ Page 16  
Specifying  
▶ Page 42



**Pear-Shaped Lounge-Height Table with Attached Totem**

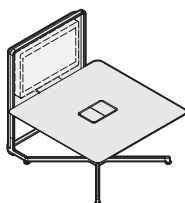
Understanding  
▶ Page 16  
Specifying  
▶ Page 42



**Round Lounge-Height Table**

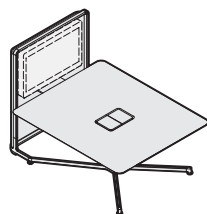
Understanding  
▶ Page 16  
Specifying  
▶ Page 42

## Desk-Height Tables



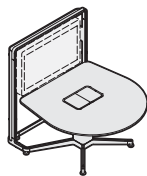
**Square Desk-Height Table with Attached Totem**

Understanding  
▶ Page 16  
Specifying  
▶ Page 44



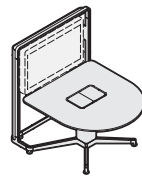
**Rectangular Desk-Height Table with Attached Totem**

Understanding  
▶ Page 16  
Specifying  
▶ Page 44




**Pear-Shaped Desk-Height Table with Attached Totem**

Understanding  
▶ Page 16  
Specifying  
▶ Page 44



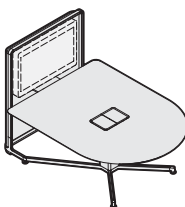
**Small D-Shaped Desk-Height Table with Attached Totem**

Understanding  
▶ Page 16  
Specifying  
▶ Page 44



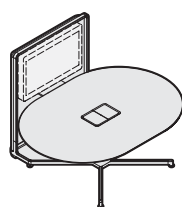
**Medium D-Shaped Desk-Height Table with Attached Totem**

Understanding  
▶ Page 16  
Specifying  
▶ Page 44



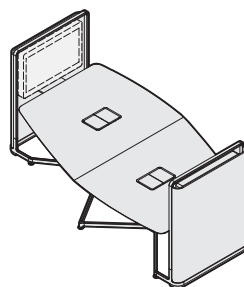
**Large D-Shaped Desk-Height Table with Attached Totem**

Understanding  
▶ Page 16  
Specifying  
▶ Page 44



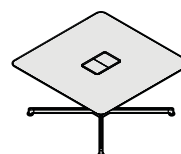
**Capsule Desk-Height Table with Attached Totem**

Understanding  
▶ Page 16  
Specifying  
▶ Page 44



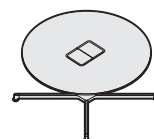
**Offset Desk-Height Table with Attached Totems**

Understanding  
▶ Page 16  
Specifying  
▶ Page 44



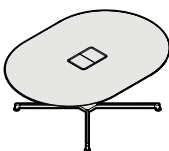
**Square Desk-Height Table**

Understanding  
▶ Page 16  
Specifying  
▶ Page 44



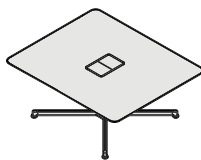
**Round Desk-Height Table**

Understanding  
▶ Page 16  
Specifying  
▶ Page 44



**Capsule Desk-Height Table**

Understanding  
▶ Page 16  
Specifying  
▶ Page 44



**Rectangular Desk-Height Table**

Understanding  
▶ Page 16  
Specifying  
▶ Page 44



**Medium D-Shaped Desk-Height Table**

Understanding  
▶ Page 16  
Specifying  
▶ Page 44

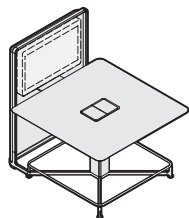


**Large D-Shaped Desk-Height Table**

Understanding  
▶ Page 16  
Specifying  
▶ Page 44

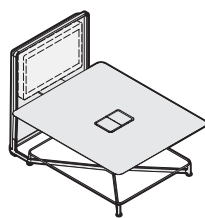


## Stool-Height Tables



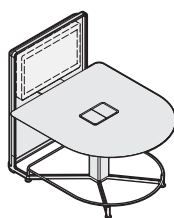
### Square Stool-Height Table with Attached Totem

Understanding  
 ▶ Page 16  
 Specifying  
 ▶ Page 48



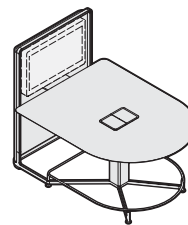
### Rectangular Stool-Height Table with Attached Totem

Understanding  
 ▶ Page 16  
 Specifying  
 ▶ Page 48




### Medium D-Shaped Stool-Height Table with Attached Totem

Understanding  
 ▶ Page 16  
 Specifying  
 ▶ Page 48



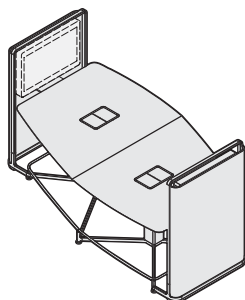
### Large D-Shaped Stool-Height Table with Attached Totem

Understanding  
 ▶ Page 16  
 Specifying  
 ▶ Page 48



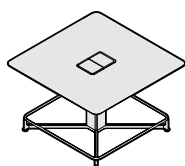
### Capsule Stool-Height Table with Attached Totem

Understanding  
 ▶ Page 16  
 Specifying  
 ▶ Page 48



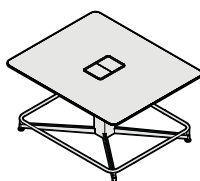
### Offset Stool-Height Table with Attached Totem

Understanding  
 ▶ Page 16  
 Specifying  
 ▶ Page 48



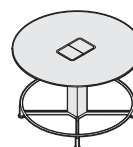
### Square Stool-Height Table

Understanding  
 ▶ Page 16  
 Specifying  
 ▶ Page 48



### Rectangular Stool-Height Table

Understanding  
 ▶ Page 16  
 Specifying  
 ▶ Page 48



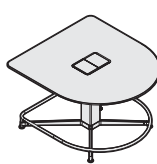
### Round Stool-Height Table

Understanding  
 ▶ Page 16  
 Specifying  
 ▶ Page 48



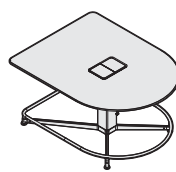
### Capsule Stool-Height Table

Understanding  
 ▶ Page 16  
 Specifying  
 ▶ Page 48



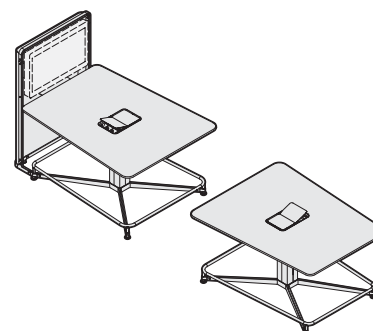
### Medium D-Shaped Stool-Height Table

Understanding  
 ▶ Page 16  
 Specifying  
 ▶ Page 48



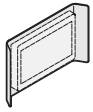
### Large D-Shaped Stool-Height Table

Understanding  
 ▶ Page 16  
 Specifying  
 ▶ Page 48

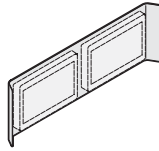


### TeamStudio Table

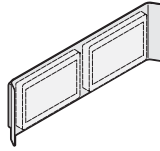
Understanding  
 ▶ Page 18  
 Specifying  
 ▶ Page 52



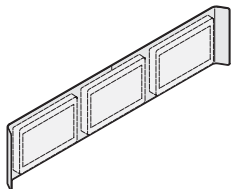
**Wall-Mounted Single Monitor Shroud**



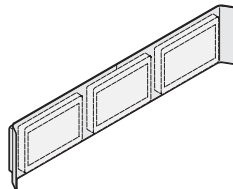
**Wall-Mounted Dual Monitor Shroud**



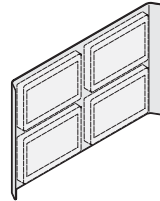
**Wall-Mounted Dual Monitor Shroud with CODEC Case**



**Wall-Mounted Triple Monitor Shroud**



**Wall-Mounted Triple Monitor Shroud with CODEC Case**



**Wall-Mounted Quad Monitor Shroud**

Understanding  
▶ Page 31  
Specifying  
▶ Page 56

## Wall-Mounted Shrouds

	32"	42"	46"	55"	65"
Single Monitor Shroud	•	•	•	•	•
Dual Monitor Shroud	•	•	•	•	•
Dual Monitor Shroud with CODEC Case		•	•		
Triple Monitor Shroud	•	•	•	•	•
Triple Monitor Shroud with CODEC Case		•	•		
Quad Monitor Shroud	•	•			

## Camera Ledges



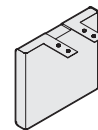
**Shroud-Mounted Camera Ledge**

Understanding  
▶ Page 36  
Specifying  
▶ Page 59



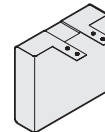
**Totem-Mounted Camera Ledge**

Understanding  
▶ Page 36  
Specifying  
▶ Page 59



**2 1/2" CODEC Case**

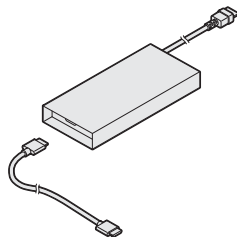
Understanding  
▶ Page 37  
Specifying  
▶ Page 59



**5 1/2" CODEC Case**

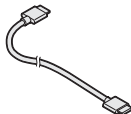
Understanding  
▶ Page 37  
Specifying  
▶ Page 59

## Electronics



### Scaler

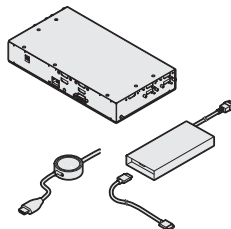
Understanding  
 ▶ Page 20  
 Specifying  
 ▶ Page 60



### HDMI Cables

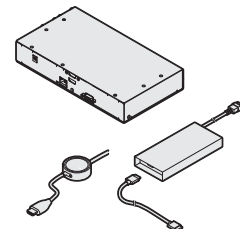
Understanding  
 ▶ Page 20  
 Specifying  
 ▶ Page 60

## media:scape Digital Upgrade Packages



### Digital Upgrade Package Standard

Understanding  
 ▶ Page 26  
 Specifying  
 ▶ Page 61



### Digital Upgrade Package Lite

Understanding  
 ▶ Page 26  
 Specifying  
 ▶ Page 62

## media:scape PUCKs



### VGA

Understanding  
 ▶ Page 38  
 Specifying  
 ▶ Page 63



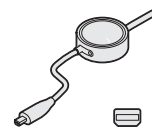
### HDMI

Understanding  
 ▶ Page 38  
 Specifying  
 ▶ Page 63



### DisplayPort

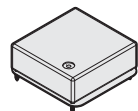
Understanding  
 ▶ Page 38  
 Specifying  
 ▶ Page 63



### mini DisplayPort

Understanding  
 ▶ Page 38  
 Specifying  
 ▶ Page 63

## media:scape Virtual PUCK



### Virtual PUCK

Understanding  
 ▶ Page 40  
 Specifying  
 ▶ Page 64

# media:scape Tables

## media:scape tables

support small team, collaborative meeting spaces. The tables are offered in three heights to facilitate collaborative work in multiple postures. They allow users to share information through integrated technologies displays and facilitate a seamless flow of information during meetings.

► Specifying, page 42

## media:scape tables

are available in three table heights: 23"H lounge-height, 28½"H desk-height, and 38"H stool-height. Surfaces are 1⅜" thick with a wood core and are supported by a column structure. All surfaces are available in laminate or veneer and come standard with a knife edge.

## Lounge-height tables

are available in three shapes: round, D-shaped, and pear. The D-shaped and pear tables include a totem.

## Desk-height and

**stool-height tables** are available in nine shapes: square, rectangle, pear, round, small D-shaped, medium D-shaped, large D-shaped, capsule, offset, and TeamStudio (stool-height only). All are offered with an attached totem, except round.

**Offset tables** have a two-piece top which comes standard with two totems, one on each end of the table.

**Totem** is available in three finishes. Totems may be attached to all media:scape tables except round. The totem supports one flat screen monitor with an option to support two. An infill must be specified and is available in painted aluminum.

**Surfaces** are available in both laminate and veneer.

**Monitors** must be CEC compliant with an HDMI input. It is recommended that the monitor be commercial grade or equivalent.

**One scaler** is standard for a single monitor. Two scalers are standard for dual monitors. Additional scalers can also be ordered separately, to facilitate up to four displays.

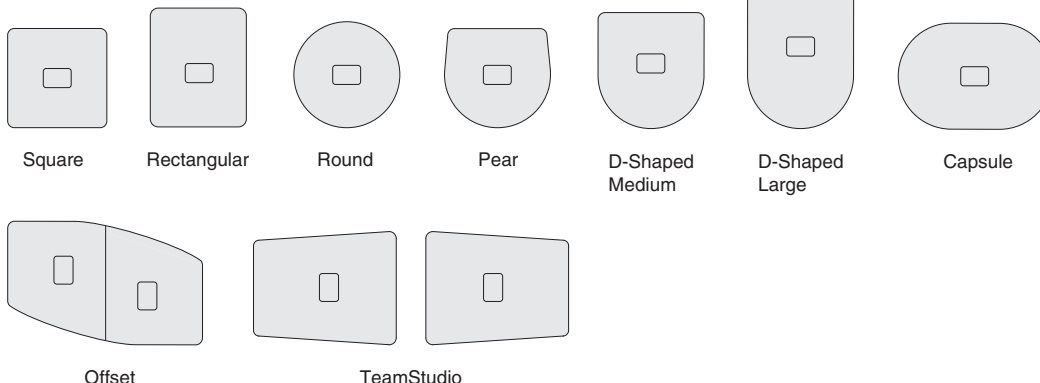
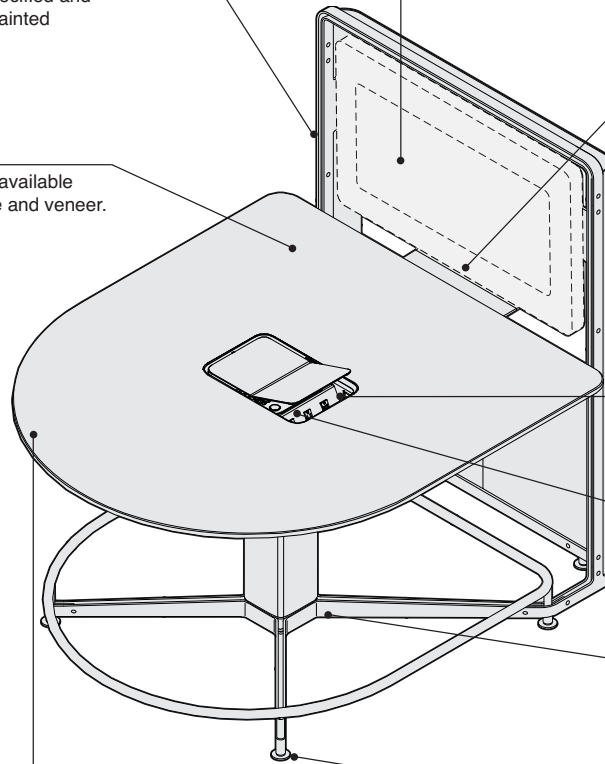
**Media well** houses power receptacles, data ports, a power button, PUCKs, and has a hinged cover.

**PUCK** (*Personal User Control Key*) enables the seamless flow of information between team members. ► See page 38

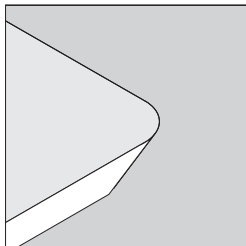
**Base** is available in three finishes and includes a column and legs. A stainless steel foot ring is standard on the stool-height tables.

**Glides** provide 1" of adjustment for leveling.

**Profile surfaces** have a 3 mm edge banding along all sides.



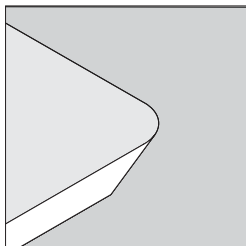
## Product Details



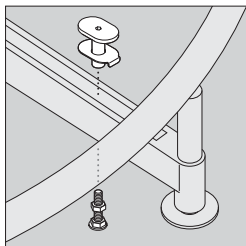
### Laminate surface

**edges** are plastic and finish selection is available.

► See *Recommended Surface Edge Finishes*, page 161, for recommendations.



**Veneer surface edges** are veneer and match the top surface.



**Seismic anchor brackets** secure the media:scape leg to the floor in seismic zones or in settings that need to be permanently attached to the floor. Brackets are ordered separately in a package of two (two packages should be ordered per table).  
► See page 54.

**To secure a monitor to media:scape**, a locking mechanism can be ordered from an external supplier such as PDR ([pdrmounts.com/pdr2/](http://pdrmounts.com/pdr2/)) model number PDM-0108.

## Steelcase Maintenance Agreement

### media:scape tables

include a one year Steelcase maintenance agreement to provide an enhanced support system for media:scape settings with digital components. The maintenance agreement covers:

- software/firmware enhancements
- expedited shipping for hardware replacements
- prioritized technical support

**Maintenance agreement renewal** options are available for one, two, and three year periods.

► Specifying, page 164

## Power and Data

**Power** is included.

**Wires** can be housed in the column media well.

## Surface Materials

### Surface

- Laminate
- Wood veneer

### Edge

- Plastic – laminate surfaces
- Wood veneer – wood veneer surfaces

### Base

- Paint

### Column

- Painted to match base

### Media well covers

- Painted to match base

### Totem frame

- Painted to match base

### Totem infill

- Painted aluminum

### Foot ring

- Stainless steel

# media:scape TeamStudio

## media:scape

**TeamStudio** is designed for active project teams collaborating on video. The tables are offered in stool-height to optimize for video sight lines and for multiple work modes. media:scape TeamStudio facilitates the sharing of both digital and analog information, while amplifying project team collaboration for both sides of the video conference.

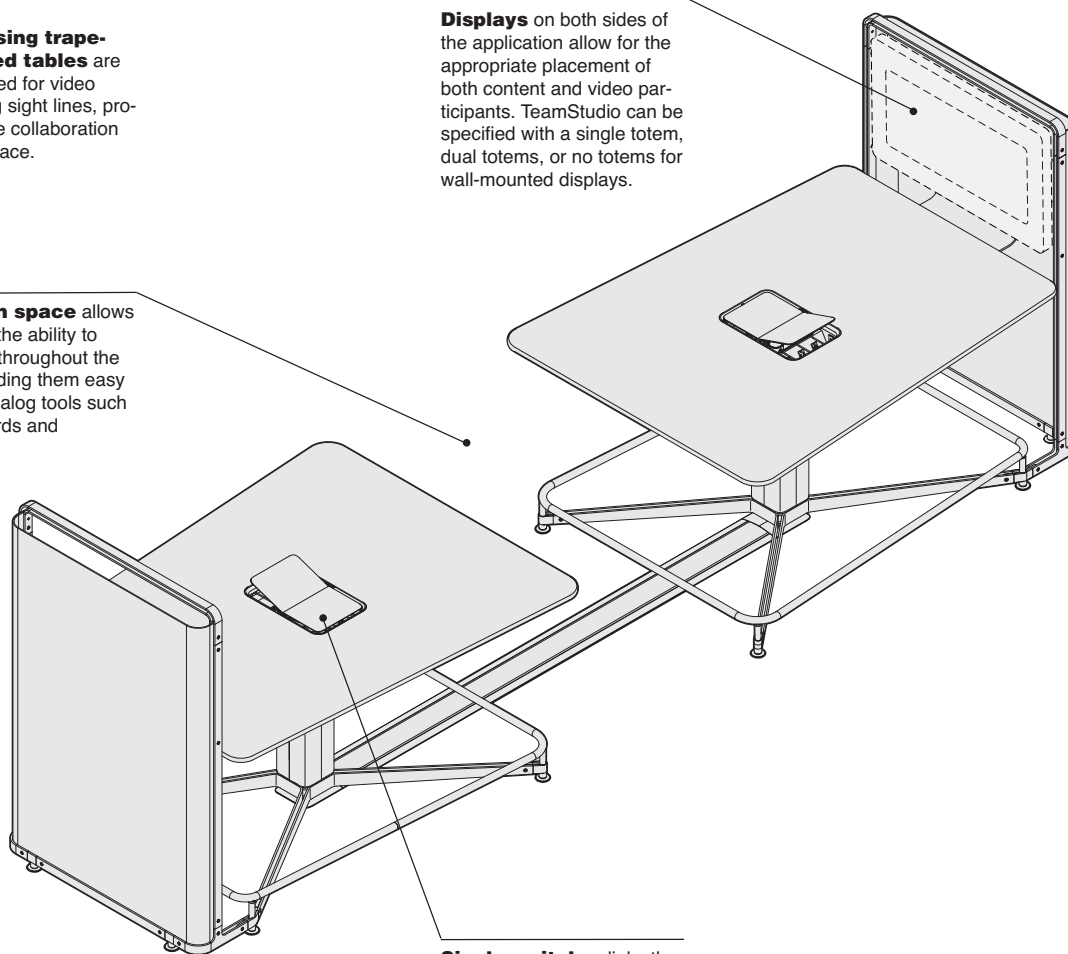
► Specifying, page 52

**Two opposing trapezoid-shaped tables** are both optimized for video conferencing sight lines, promoting active collaboration within the space.

**Circulation space** allows participants the ability to move freely throughout the space, providing them easy access to analog tools such as whiteboards and flipcharts.

**Displays** on both sides of the application allow for the appropriate placement of both content and video participants. TeamStudio can be specified with a single totem, dual totems, or no totems for wall-mounted displays.

**Single switcher** links the two tables to act as a single media:scape table. PUCKs from either table can be used to share to the media:scape displays.



Product Details

**Extension cables** for media:scape TeamStudio are provided and can be routed through the floor (raised floor or cored) or via an optional cable track.

**CODEC case and camera ledge** should be specified to accommodate video conferencing applications.

Steelcase  
Maintenance  
Agreement

**media:scape TeamStudio** includes a one year Steelcase maintenance agreement to provide an enhanced support system for media:scape settings with digital components. The maintenance agreement covers:

- software/firmware enhancements
- expedited shipping for hardware replacements
- prioritized technical support

**Maintenance agreement renewal** options are available for one, two, and three year periods.  
► Specifying, page 164

# media:scape Table — Wiring and Cabling

## Attached Display

**Scaler** insures consistent image resolution to the displays.

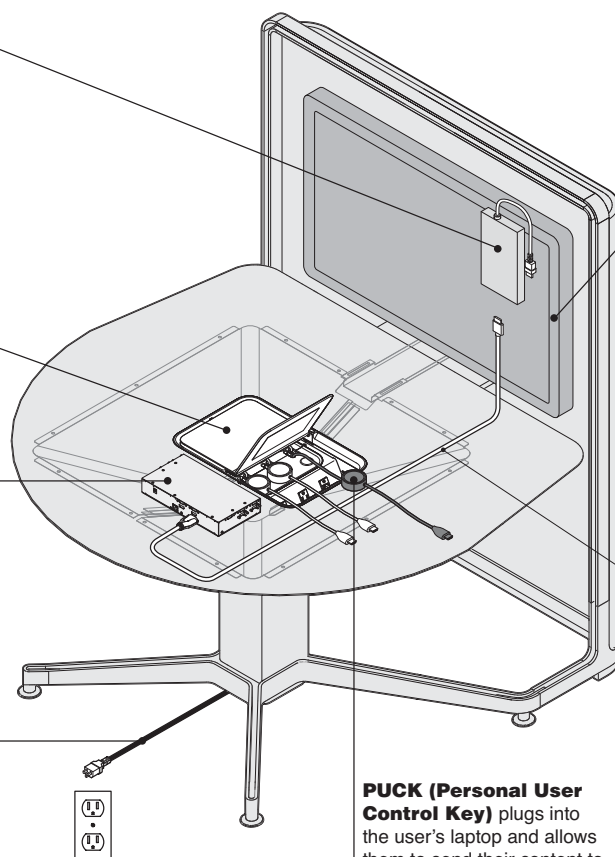
**Media well** stores PUCKs when not in use and provides power receptacles. Data ports can be added if desired.  
▶ See page 23

**The switcher** connects to the PUCKs, and controls which user's laptop content is shown on the display(s). Up to four displays, either monitors or projectors, can be accommodated.

**The switcher** sends the signal to the scaler through the HDMI cable.

**A 7' power cord** exits the base of the column and can be plugged into the floor or wall.

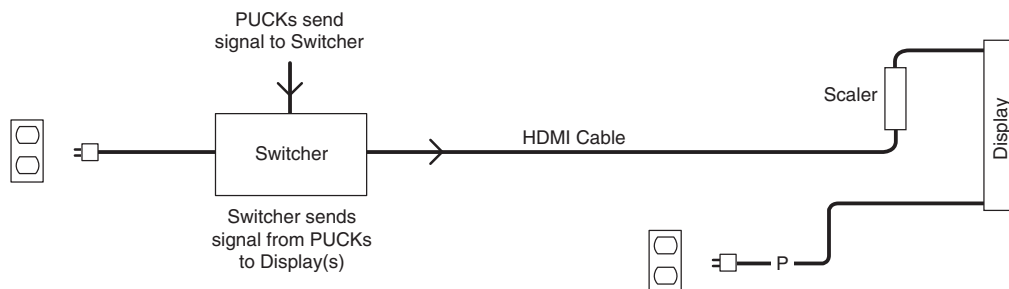
**For power management**, the media:scape setting will automatically go into standby mode when media:scape is not in use. The system can be reactivated by simply connecting a device to one of the PUCKs.



**PUCK (Personal User Control Key)** plugs into the user's laptop and allows them to send their content to the display by touching an illuminated display number. PUCKs are available in VGA, HDMI, DisplayPort, and mini DisplayPort connectors.

**HDMI cable** receives information from the switcher and sends that information to the scaler.  
*Note: When integrating with video conferencing, an additional HDMI cable and scaler is required.*

### Sequence



### Legend

P = Power

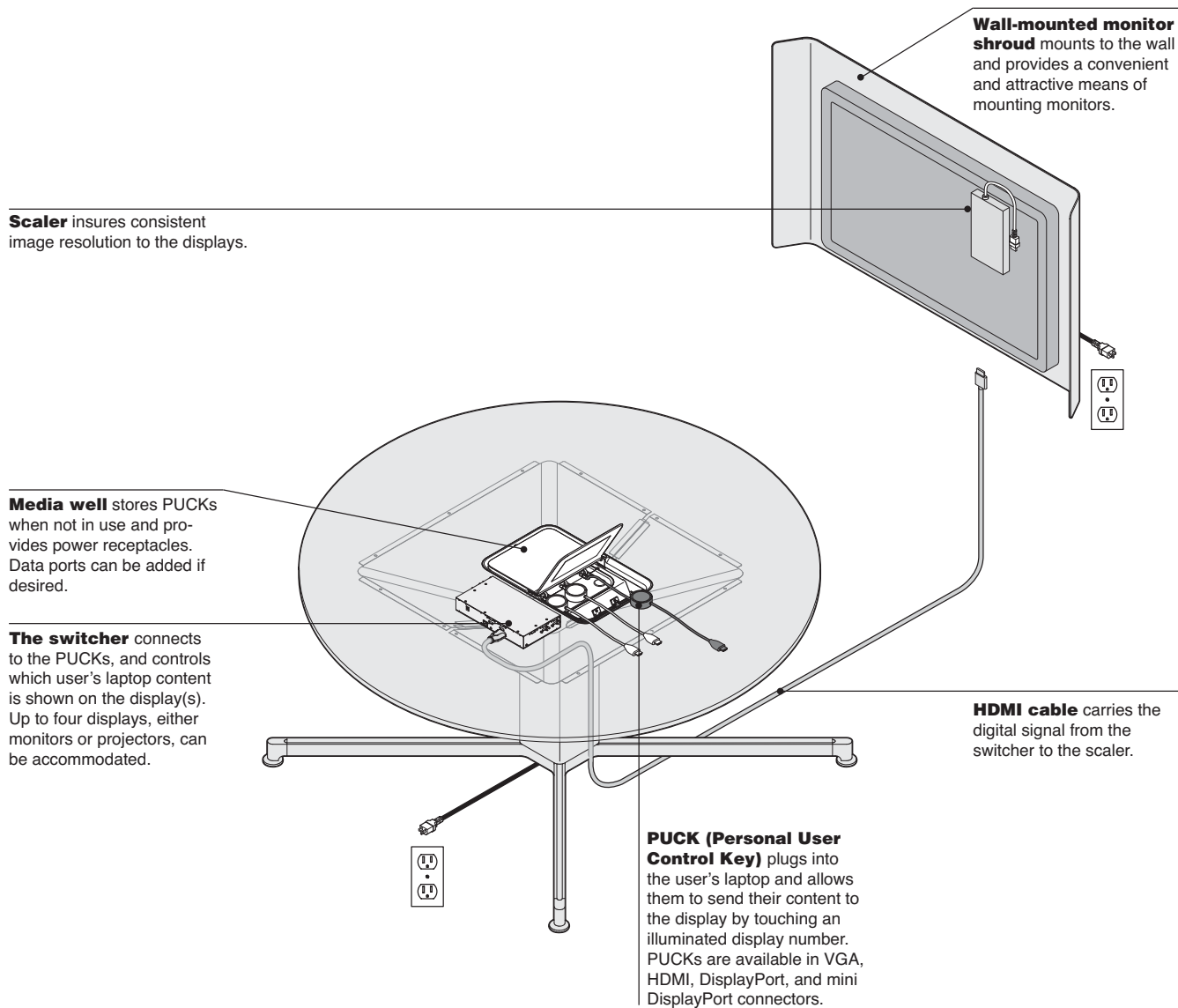


# media:scape Table — Wiring and Cabling

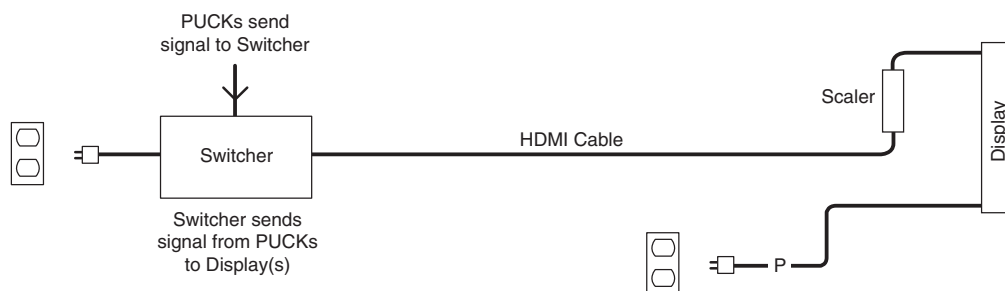
## Detached Display

media:scape Table —  
Wiring and Cabling

media:scape  
Tables



### Sequence

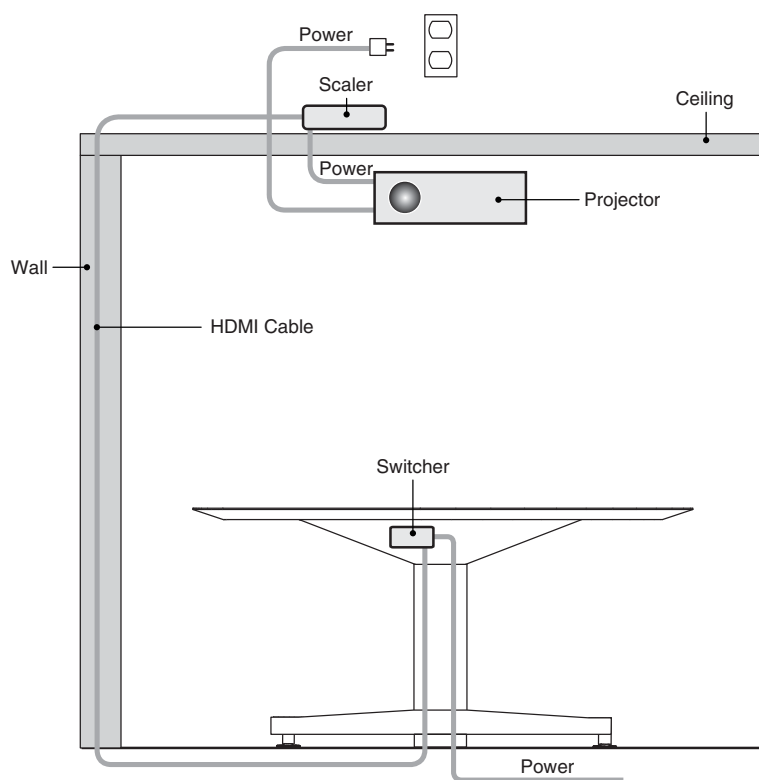


### Legend

P = Power

# media:scape Table — Wiring and Cabling

With Projector

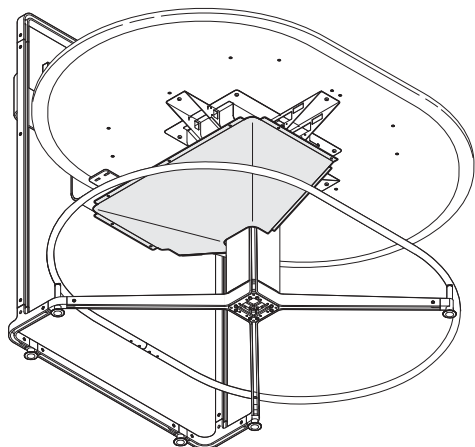


# media:scape Table — Data Cable Routing

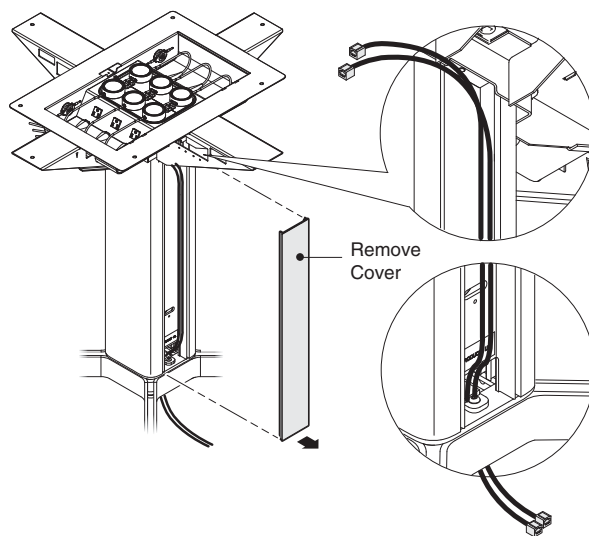
media:scape Table  
— Data Cable Routing

media:scape  
Tables

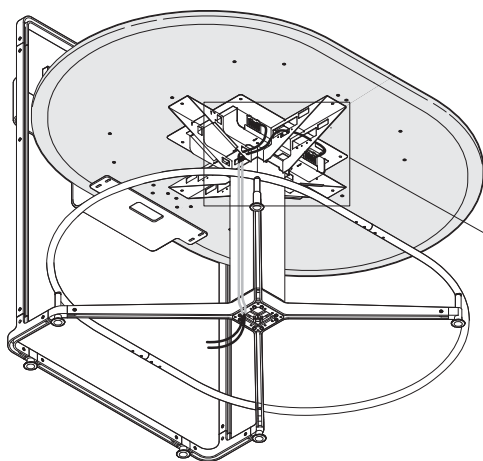
**Data cables** can be routed up through the column and connected to the data jacks housed in the media well.



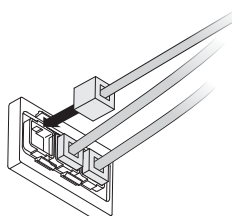
**1. Remove covers.**



**2. Route cables.**

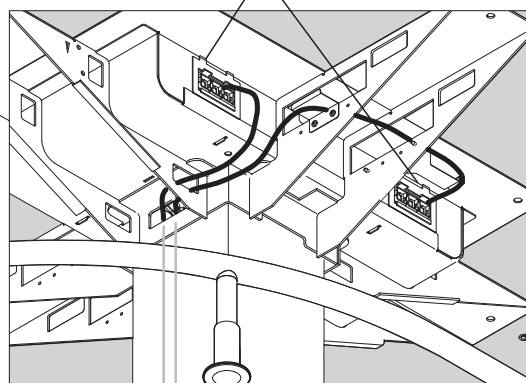


**3. Plug in data cables.**



CommScope black faceplates  
M13C-003 (included)

Note: The faceplates can be removed  
and replaced with other standard  
faceplates. The faceplate opening size is  
1.38"H. x 2.71"W.



media:scape - well

**4. Replace covers.**

# Under the Hood

media:scape Table

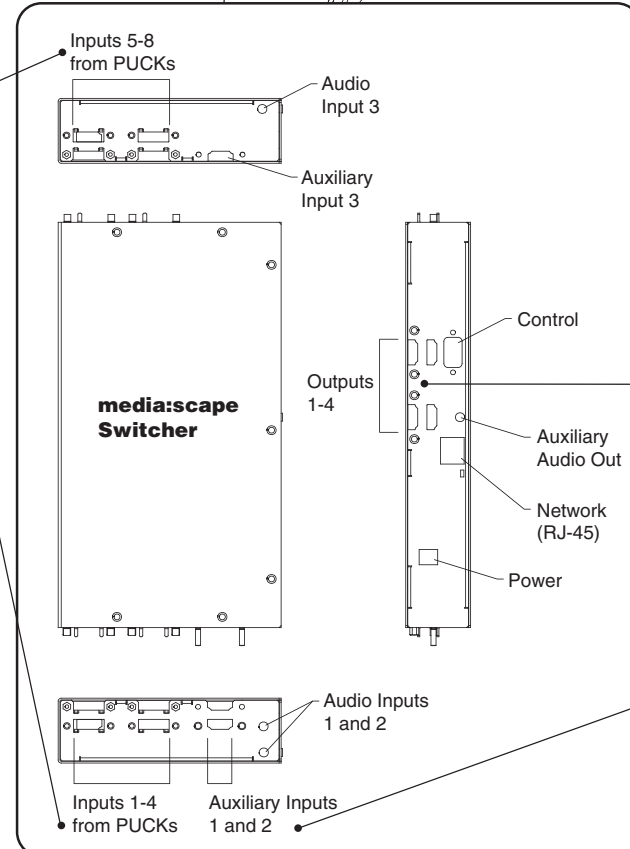
**6 power supply plugs** are provided within the media well of every media:scape table.

**media:scape switcher** includes 8 input ports to connect to the PUCKs and 4 output ports for monitors or projectors.

**Integrated pulley system** allows PUCKs to be fully retracted into the media well to manage cables and stow PUCKs safely when not in use.

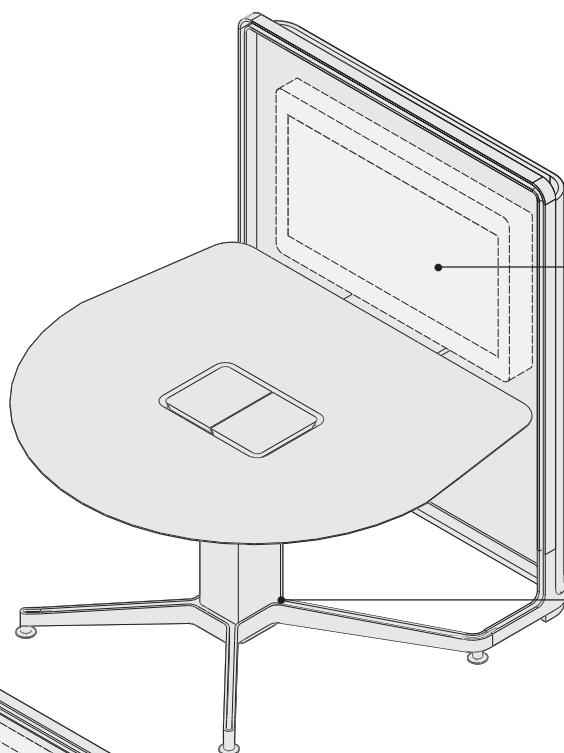
**PUCK** enables the user to seamlessly switch the information displayed on a laptop to a monitor or projector by touching an illuminated display number on the PUCK. PUCKs are available in VGA, HDMI, DisplayPort, and mini DisplayPort connectors.

**Inputs 1-4 and inputs 5-8** support up to eight PUCKs that can be connected to the media:scape switcher. Although they look like HDMI cable inputs, plugging standard HDMI cables into these sockets can harm the switcher.



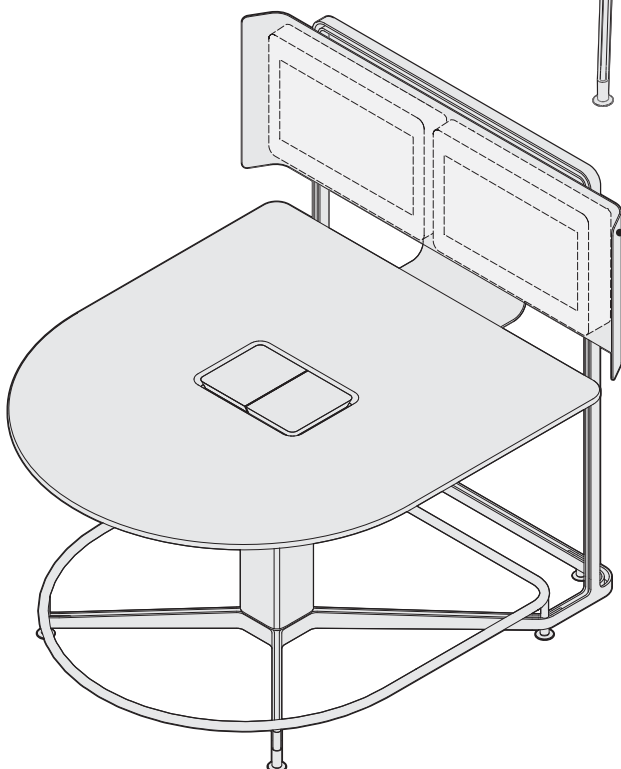
**Switcher outputs** are the output jacks to the monitors and projectors. The switcher can handle up to four output displays via HDMI cables.

**A media:scape table** provides two specialized audio/video inputs. For integration with video conferencing, cable television, document cameras, and other devices, please refer to switcher user manual.



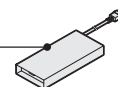
**A single monitor table with totem** should be specified with a 40" to 42" diagonal screen dimension for optimal viewing. The inside dimension of the totem from above the table top to the underside of the totem is 28½"H, and the internal width between the two sides of the totem is 47½"W.

**A 7' power cord** exits the base of the column and can be plugged into the floor or wall.



**For dual monitor solutions with a totem, a shroud** is supplied to which 32" monitors can be attached.

**A scaler** is standard with each table. Additional scalers and HDMI cables should be specified for each additional monitor, projector, and/or CODEC.



**media:scape** hosts video conferencing solutions in two ways:

- 1. Using a webcam with a laptop** in combination with a collaborative software program.
- 2. Using a video conference system** that plugs into the media:scape switcher input number 9; allowing laptop information to be shared when collaborating between local and remote sites.

*Note: An additional HDMI cable and scaler is needed to host a video conferencing system.*

# media:scape Digital Upgrade Packages

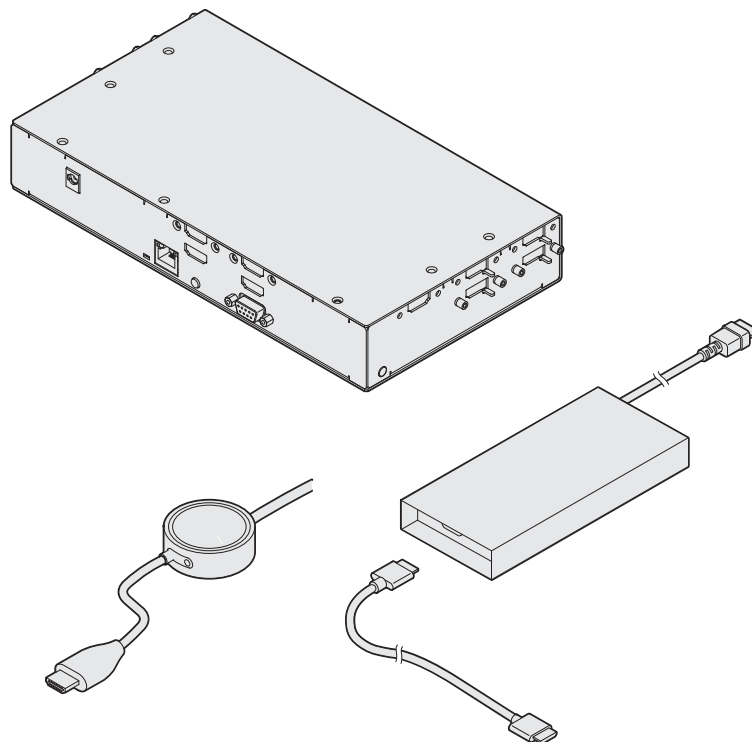
**media:scape digital upgrade packages** allow customers with the original media:scape analog technology components to upgrade their media:scape table to digital technology. The digital upgrade packages include everything necessary to upgrade a media:scape table.

There are two versions available:

1. Digital upgrade package standard – the standard version includes an 8x4 switcher with four, six, or eight PUCKs and single or dual displays.
2. Digital upgrade package lite – a smaller scale version of the upgrade that includes a 4x2 switcher with two or four PUCKs and single or dual displays.

The packages also include a one year maintenance agreement and a return and recycling program that allows customers to return their original analog technology components to Steelcase for a credit. See [village.steelcase.com](http://village.steelcase.com) for more information.

► Specifying, page 61



## Product Details

### Digital upgrade package standard includes:

- 8x4 Digital switcher – 1
- Digital PUCKs – 4, 6, or 8
- Digital scaler and HDMI cable(s) – 1 or 2
- Steelcase maintenance agreement – 1 Year
- Return label and packaging (for analog technology return and recycling program)

### Digital upgrade package lite includes:

- 4x2 Digital switcher – 1
- Digital PUCKs – 2 or 4
- Digital scaler and HDMI cable(s) – 1 or 2
- Steelcase maintenance agreement – 1 Year
- Return label and packaging (for analog technology return and recycling program)

*Note: HDMI monitor extension cables are intended for use with attached totem applications. For wall mounted monitor applications, HDMI monitor extension cables will need to be specified separately.*

### Steelcase Maintenance Agreement

#### media:scape digital upgrade packages

include a one year Steelcase maintenance agreement to provide an enhanced support system for media:scape settings with digital components. The maintenance agreement covers:

- software/firmware enhancements
- expedited shipping for hardware replacements
- prioritized technical support

**Maintenance agreement renewal** options are available for one, two, and three year periods.

► Specifying, page 164



# Dimensions

media:scape Tables

• Features	• Overall Width	• Overall Length	• Table Width	• Table Length	• Table Height	• Totem Width	• Totem Height	• Totem Canopy Height
------------	-----------------	------------------	---------------	----------------	----------------	---------------	----------------	-----------------------

## media:scape Tables

### Lounge-Height Tables

Round	54"	N.A.	54"	54"	23"	N.A.	N.A.	N.A.
Small D-Shaped, attached totem	50"	58"	48"	51"	23"	50"	53"	61"
Pear, attached totem	54"	61"	54"	54"	23"	50"	53"	61"

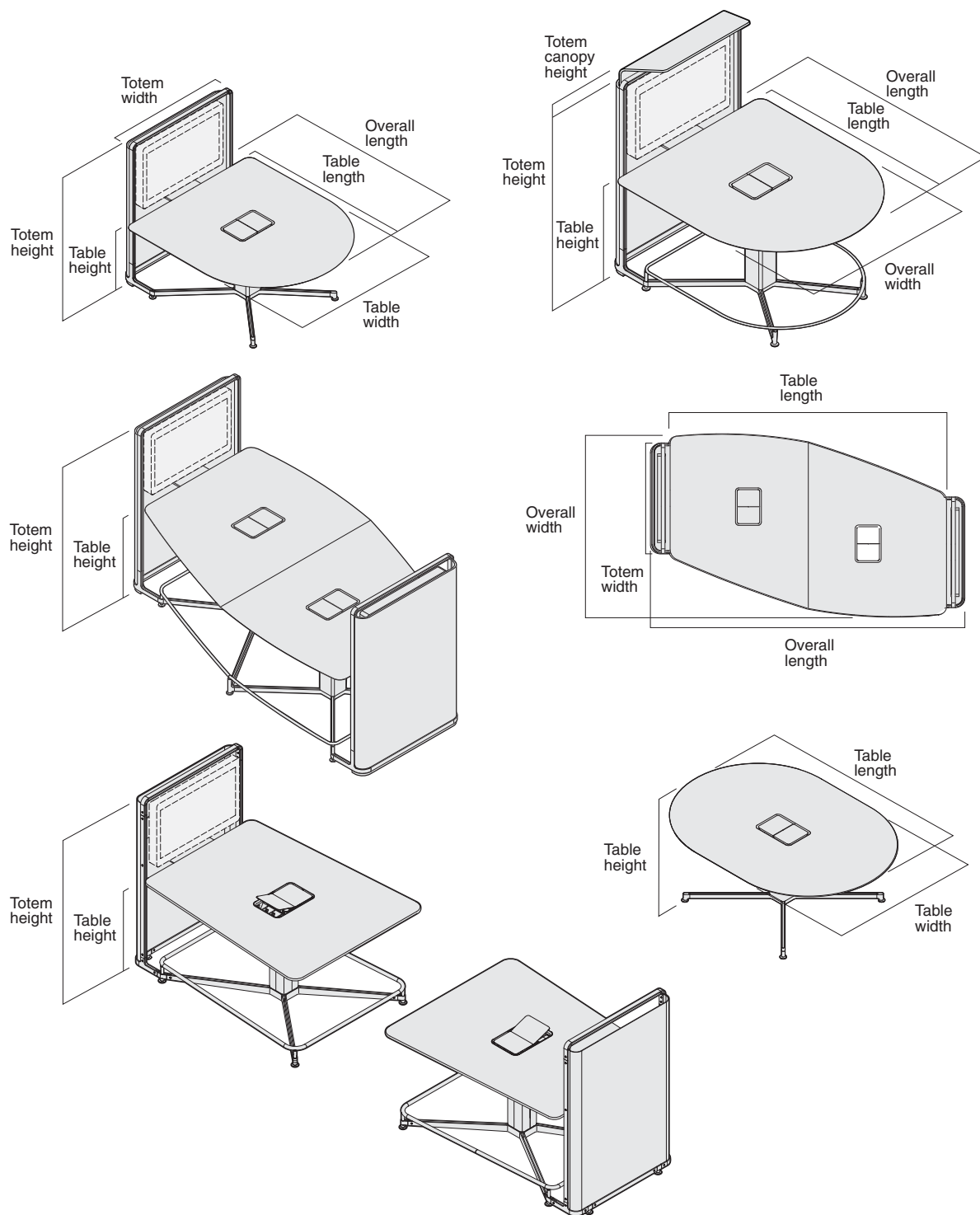
### Desk-Height Tables

Square	60"	N.A.	60"	60"	29"	N.A.	N.A.	N.A.
Square, attached totem	60"	67"	60"	60"	29"	50"	59"	67"
Rectangle	60"	N.A.	60"	72"	29"	N.A.	N.A.	N.A.
Rectangle, attached totem	60"	79"	60"	72"	29"	50"	59"	67"
Round	60"	N.A.	60"	60"	29"	N.A.	N.A.	N.A.
Pear, attached totem	54"	61"	54"	54"	29"	50"	59"	67"
Small D-Shaped, attached totem	50"	58"	48"	51"	29"	50"	59"	67"
Medium D-shaped, attached totem	60"	73"	60"	66"	29"	50"	59"	67"
Large D-shaped, attached totem	60"	85"	60"	78"	29"	50"	59"	67"
Capsule	84"	N.A.	84"	60"	29"	N.A.	N.A.	N.A.
Capsule, attached totem	84"	67"	84"	60"	29"	50"	59"	67"
Offset, attached totem	80"	134"	80"	120"	29"	50"	59"	67"

### Stool-Height Tables

Square	60"	N.A.	60"	60"	38"	N.A.	N.A.	N.A.
Square, attached totem	60"	67"	60"	60"	38"	50"	68"	76"
Rectangle	60"	N.A.	60"	72"	38"	N.A.	N.A.	N.A.
Rectangle, attached totem	60"	79"	60"	72"	38"	50"	68"	76"
Round	60"	N.A.	60"	60"	38"	N.A.	N.A.	N.A.
Medium D-shaped, attached totem	60"	73"	60"	66"	38"	50"	68"	76"
Large D-shaped, attached totem	60"	85"	60"	78"	38"	50"	68"	76"
Capsule	84"	N.A.	84"	60"	38"	N.A.	N.A.	N.A.
Capsule, attached totem	84"	67"	84"	60"	38"	50"	68"	76"
Offset, attached totem	80"	134"	80"	120"	38"	50"	68"	76"
TeamStudio	60"	189"	60"	75" (per table)	38"	N.A.	N.A.	N.A.
TeamStudio, attached single totem	60"	197"	60"	75" (per table)	38"	45"	68"	76"
TeamStudio, attached dual totems	60"	205"	60"	75" (per table)	38"	45"	68"	76"





# media:scape Features Comparison

Features	media:scape tables	media:scape kiosk	media:scape mobile	media:scape mini	FrameOne with media:scape
Number of PUCKs	4-8	2	4	4	4-8
Number of monitors	1-4	1	1	1	1-2
Detached display option (wall-mounted)	yes	no	no	no	yes
HDVC integration	yes	yes	yes	no	no
User-moveable	no	no	yes	no	no
Size of display supported	any size	Cisco EX90/32" LED	40"/42" LED	40"/42" LED	40"/42" LED
Customer-installed	no	no	no	yes (30 minutes or less)	no
Supported monitor types	LCD, LED, or projectors	optimized for Cisco EX90 or LED monitor	optimized for LED monitor	optimized for LED monitor	optimized for LED monitor
Secure monitor with a lock	yes	yes	yes	yes	yes
Table shape designed for optimized sightlines	yes	yes	—	—	no
Maximum monitor weight	150 lbs	50 lbs	55 lbs	55 lbs	55 lbs

*Tip: To secure a monitor to media:scape, a locking mechanism can be ordered from an external supplier such as PDR ([pdrmounts.com/pdr2/](http://pdrmounts.com/pdr2/)) model number PDM-0108. media:scape mini, media:scape mobile, and FrameOne with media:scape monitor mounts have an integrated locking mechanism to accept a Kensington lock.*

## Wall-mounted shrouds

are available to support up to three 32", 42", 46", 55", or 65" monitors, (not included). Quad shrouds are available for 32" or 42" monitors. They are painted aluminum and available in platinum, arctic white gloss, near black, and midnight metallic.

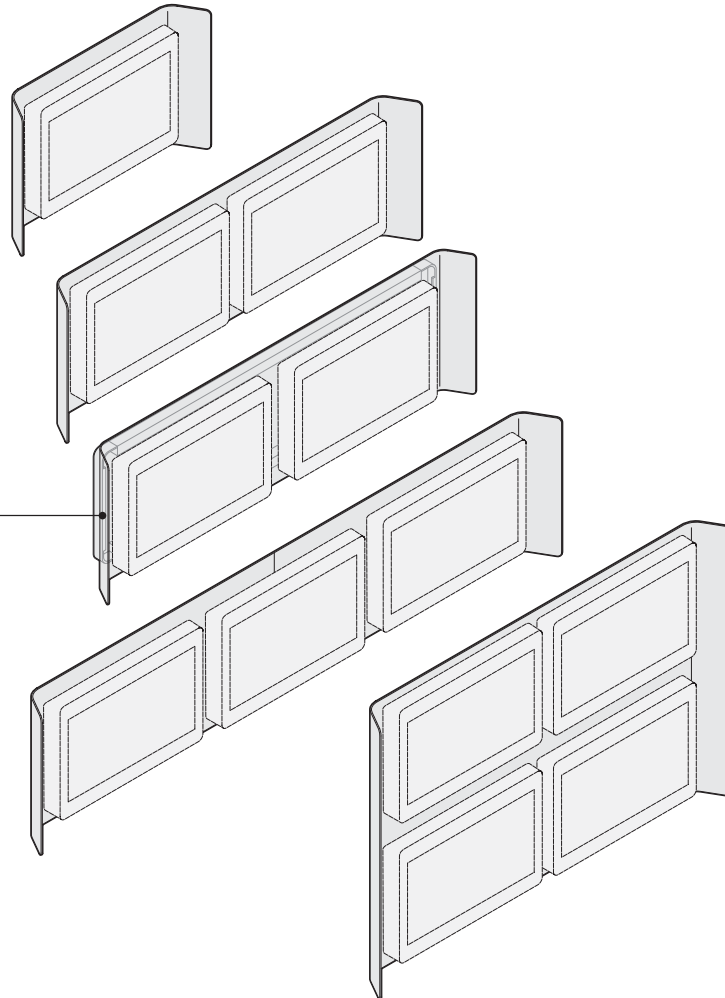
*Tip: Specify the seismic option if needed. This option is not available on shrouds with CODEC cases because these versions are already seismic compliant and additional parts are not required.*

**Monitor brackets** are included and support most monitors.

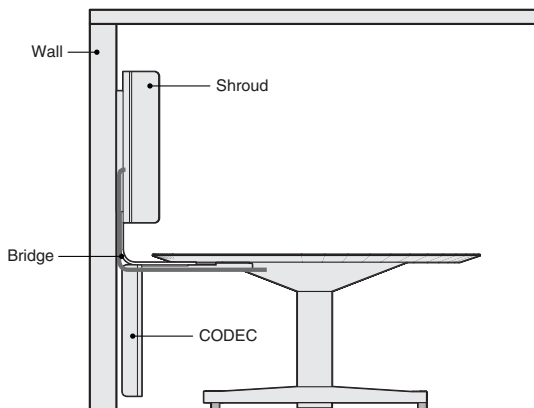
## Shroud-mounted

**CODEC cases** are available for dual and triple 42" and 46" monitors.

*Tip: The 42" shroud-mounted CODEC case was designed to accommodate a maximum 28"W, 16½"D, and 2½"H CODEC. The 46" shroud-mounted CODEC case was designed to accommodate a maximum 28"W, 19½"D, and 2½"H CODEC.*

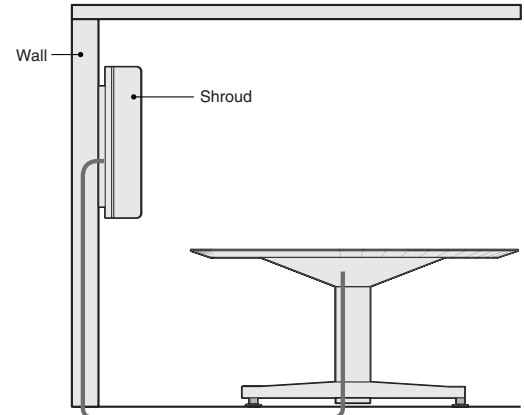


*Tip: Wall-mount hardware is not included. To complete an installation, consult with your project architect to determine the mounting specifications for your installation site. Consult with your local building code officials for specific code requirements applicable to your installation.*



**The bridge** is an option on all single monitor shrouds, and dual 32", 42", and 46" shrouds. It tethers a detached table to the shroud and provides cable management. The bridge defaults to the finish selected for the shroud. The bridge is not attachable to the dual monitor shroud with CODEC (MTSWD32C).

*Note: Bottom of shroud will be 5" above table top.*



**If a table** is placed away from the wall, cables can be routed down the column, through the floor, and up the wall to the monitor. When coring the floor 2", conduit is recommended to easily fit the monitor extension cable HD15 connector.

# Dimensions

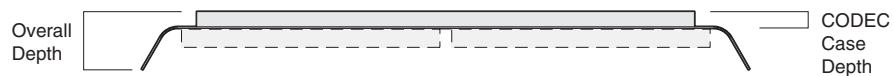
## media:scape Wall-Mounted Shrouds

• Features	• Overall Interior Length	• Overall Height	• Overall Depth	• Overall Length With Flaps	• Overall Depth of CODEC Case
<b>media:scape Shrouds</b>					
<b>32" Shrouds</b>					
Single	29 1/2"	23 1/2"	6 1/2"	35"	N.A.
Dual	62"	23 1/2"	6 1/2"	67"	N.A.
Triple	94 1/2"	23 1/2"	6 1/2"	99 1/2"	N.A.
Quad	62"	45"	6 1/2"	67"	N.A.
<b>42" Shrouds</b>					
Single	39"	27 1/2"	6 1/2"	44"	N.A.
Dual	81"	27 1/2"	6 1/2"	86"	N.A.
Dual with CODEC Case	81"	27 1/2"	8"	86"	2 1/2"
Triple	122 1/2"	27 1/2"	6 1/2"	127 1/2"	N.A.
Triple with CODEC Case	122 1/2"	27 1/2"	8"	127 1/2"	2 1/2"
Quad	81"	54"	6 1/2"	86"	N.A.
<b>46" Shrouds</b>					
Single	43 1/2"	30 1/2"	6 1/2"	48 1/2"	N.A.
Dual	90"	30 1/2"	6 1/2"	95"	N.A.
Dual with CODEC Case	90"	30 1/2"	8"	95"	2 1/2"
Triple	136 1/2"	30 1/2"	6 1/2"	141 1/2"	N.A.
Triple with CODEC Case	136 1/2"	30 1/2"	8"	141 1/2"	2 1/2"
<b>55" Shrouds</b>					
Single	51"	35"	6 1/2"	56"	N.A.
Dual	104 1/2"	35"	6 1/2"	109 1/2"	N.A.
Triple	158"	35"	6 1/2"	163"	N.A.
<b>65" Shrouds</b>					
Single	60"	40 1/2"	6 1/2"	65"	N.A.
Dual	122"	40 1/2"	6 1/2"	127"	N.A.
Triple	184"	40 1/2"	6 1/2"	189 1/2"	N.A.
:	:	:	:	:	:

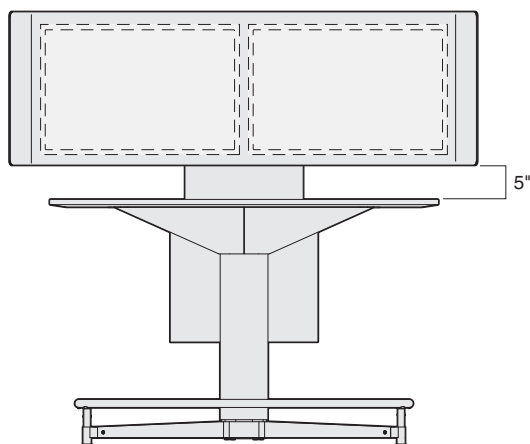
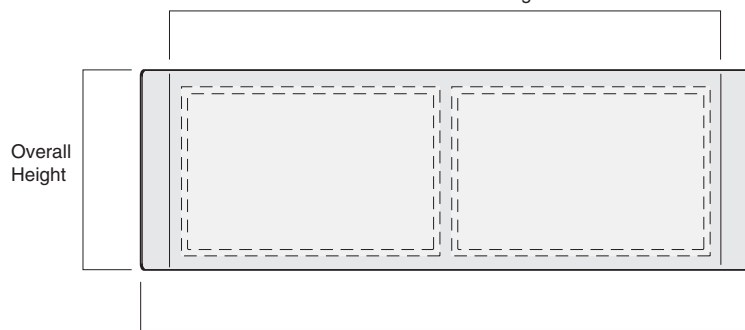
Top View



Top View - CODEC Models



Overall Interior Length



*Note: Bottom of shroud will be 5" above table top.*

► See page 31.

*Note: For maximum CODEC size, see Wall-Mounted Shrouds Understanding.*

► See page 31.

# Dimensions

media:scape Wall-Mounted Shroud Monitor Relationships and media:scape Wall-Mounted Shroud Weights

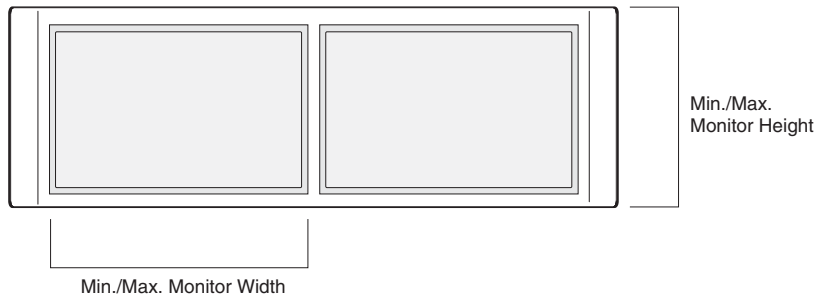
• Recommended • Monitor • Dimensions	• 32"	• 42"	• 46"	• 55"	• 65"
•	•	•	•	•	•
•	•	•	•	•	•
•	•	•	•	•	•

media:scape Wall-Mounted Shroud Monitor Relationships					
Minimum width	30¾"	39"	44"	51½"	60½"
Maximum width	32¼"	41½"	46"	53½"	62"
Minimum height	19¼"	23"	26"	31"	35½"
Maximum height	21½"	26"	28½"	33"	38"
•	•	•	•	•	•

*Tip: External speakers should be included when determining dimensions.*

• Style Number	• Description	• Weight	• Weight with • Seismic Option
•	•	•	•
•	•	•	•
•	•	•	•

media:scape Wall-Mounted Shroud Weights			
<b>MTSWS32</b>	Single, 32" Shroud	28 lb	30 lb
<b>MTSWS42</b>	Single, 42" Shroud	40 lb	43 lb
<b>MTSWS46</b>	Single, 46" Shroud	46 lb	50 lb
<b>MTSWS55</b>	Single, 55" Shroud	56 lb	61 lb
<b>MTSWS65</b>	Single, 65" Shroud	70 lb	76 lb
<b>MTSWD32</b>	Dual, 32" Shroud	50 lb	56 lb
<b>MTSWD42</b>	Dual, 42" Shroud	75 lb	81 lb
<b>MTSWD42C</b>	Dual, 42" Shroud, CODEC case	87 lb	N.A.
<b>MTSWD46</b>	Dual, 46" Shroud	86 lb	92 lb
<b>MTSWD46C</b>	Dual, 46" Shroud, CODEC Case	100 lb	N.A.
<b>MTSWD55</b>	Dual, 55" Shroud	105 lb	114 lb
<b>MTSWD65</b>	Dual, 65" Shroud	132 lb	142 lb
<b>MTSWT32</b>	Triple, 32" Shroud	75 lb	82 lb
<b>MTSWT42</b>	Triple, 42" Shroud	108 lb	118 lb
<b>MTSWT42C</b>	Triple, 42" Shroud, CODEC Case	129 lb	N.A.
<b>MTSWT46</b>	Triple, 46" Shroud	129 lb	143 lb
<b>MTSWT46C</b>	Triple, 46" Shroud, CODEC Case	116 lb	N.A.
<b>MTSWT55</b>	Triple, 55" Shroud	157 lb	172 lb
<b>MTSWT65</b>	Triple, 65" Shroud	198 lb	217 lb
<b>MTSWQ32</b>	Quad, 32" Shroud	94 lb	98 lb
<b>MTSWQ42</b>	Quad, 42" Shroud	138 lb	144 lb
•	•	•	•



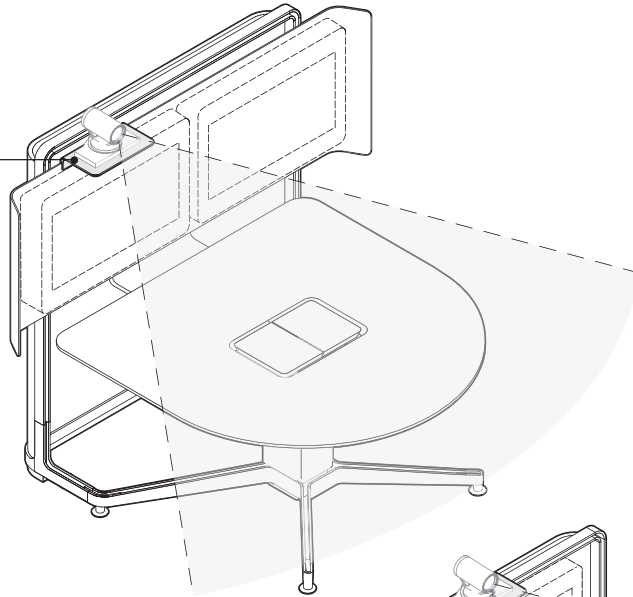
# Camera Ledges

**Camera ledges** are available to support video conferencing applications in either shroud-mounted or totem-mounted options.

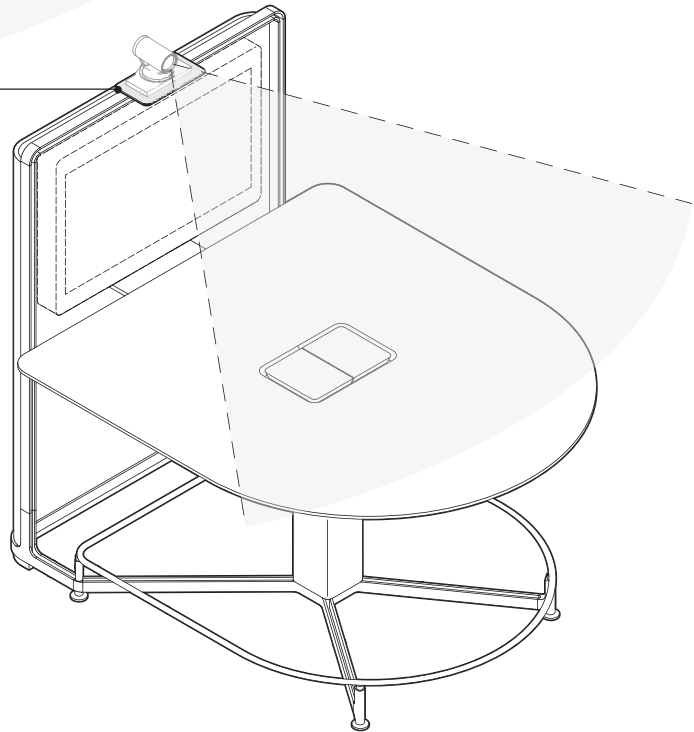
*Tip: Cameras are not included.*

*Tip: Sight lines will vary by camera and should be taken into consideration when specifying an application.*

**Shroud-mounted camera ledges** can be mounted to all wall-mounted shrouds and the dual monitor totem shroud. They are available in platinum, arctic white gloss, near black, and midnight metallic. Shroud-mounted ledges include slot to accommodate camera mount.

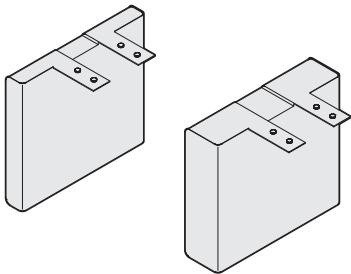


**Totem-mounted camera ledges** can be mounted to any media:scape table with a totem and are available in platinum, arctic white gloss, and near black.





The CODEC case is available 2 1/2" thick or 5 1/2" thick to accommodate most CODECs. They are mounted to the bottom of the bridge on tables with totems, or to the shroud bridge option available on all single monitor shrouds, and 32", 42", and 46" dual monitor shrouds. The perforated cover lets heat dissipate from the CODEC and allows access to hardware for services. The CODEC case is available in platinum, arctic white gloss and near black.



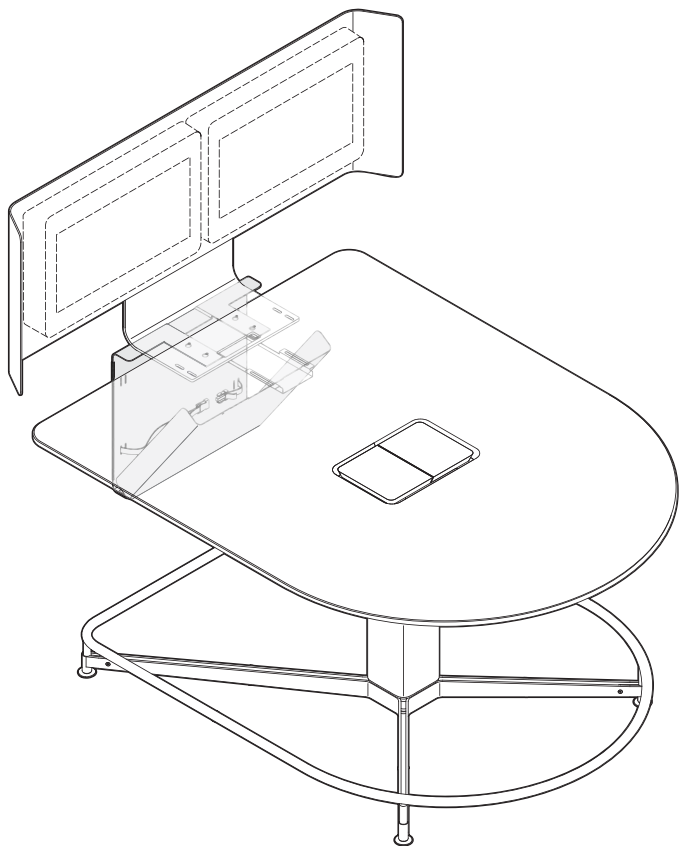
*Tip: The dual 42" and 46" shrouds and the triple 42" and 46" shrouds are available with a CODEC case stored behind the shroud. A bridge-mounted CODEC case would not be needed in this scenario.*

A tether buckle is included to secure the CODEC. A Kensington lock is not included but recommended for security.

*Tip: The 5 1/2" thick CODEC case was designed to accommodate a maximum 5" CODEC height, 16" depth, and 20" width.*

*Tip: All CODECs may not fit. Check the dimensions of the CODEC before ordering a CODEC case.*

*Tip: An additional scaler and HDMI cable are needed to connect to the CODEC.*



## Actual Dimensions

	Depth	Width	Height
2.5	3"	23"	21"
5.5	6"	23"	21"

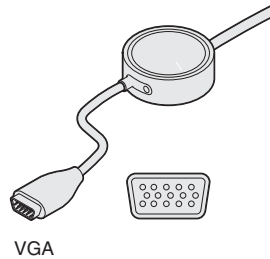
# media:scape PUCKs

**media:scape** allows workers to collaborate with their devices by using new PUCKs that support a mix of digital and analog connections.

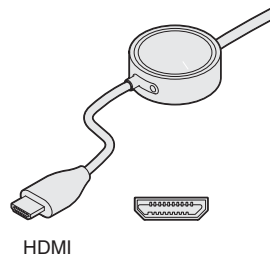
**PUCKs** are available in VGA, HDMI, DisplayPort, and mini DisplayPort connectors.

**Each individual PUCK** has a single connector and any combination of PUCKs can be specified on media:scape products.

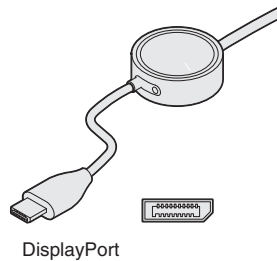
► Specifying, pages 63-66



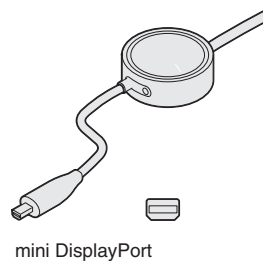
VGA



HDMI



DisplayPort



mini DisplayPort

## Product Details

**VGA** has been the standard analog output on most devices for the past decade. Many of today's enterprise laptops have both a VGA and a digital output.

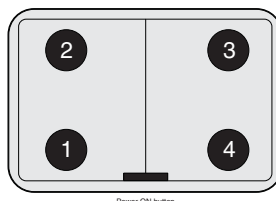
**HDMI** is the common digital output on consumer devices. Most consumer laptops have HDMI outputs today.

**DisplayPort** is the common digital output on enterprise devices. Most enterprise laptops have DisplayPort outputs today.

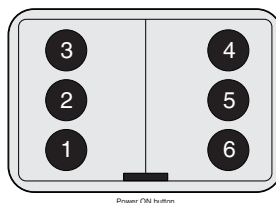
**mini DisplayPort** is the common digital output on Apple™ MacBooks™.

**To determine the appropriate mix of PUCKs**, work closely with the customer's IT department.

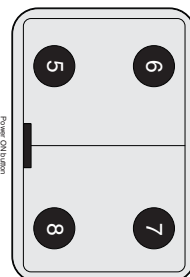
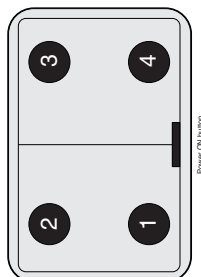
**When selecting mixed PUCKs**, please use the images below to determine the location for each connector.



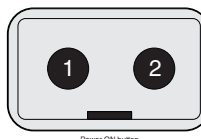
Use this configuration for media:scape tables with four PUCKs, mini, and mobile.



Use this configuration for media:scape tables with six PUCKs.



Use this configuration for media:scape offset tables.



Use this configuration for media:scape kiosk.

# media:scape Virtual PUCK

**Virtual PUCK** allows easy and efficient wireless content sharing from laptops on two media:scape displays. Virtual PUCK maintains the simple “Open, Connect, and Share” user experience, like the original media:scape PUCK interface.

► Specifying, page 64

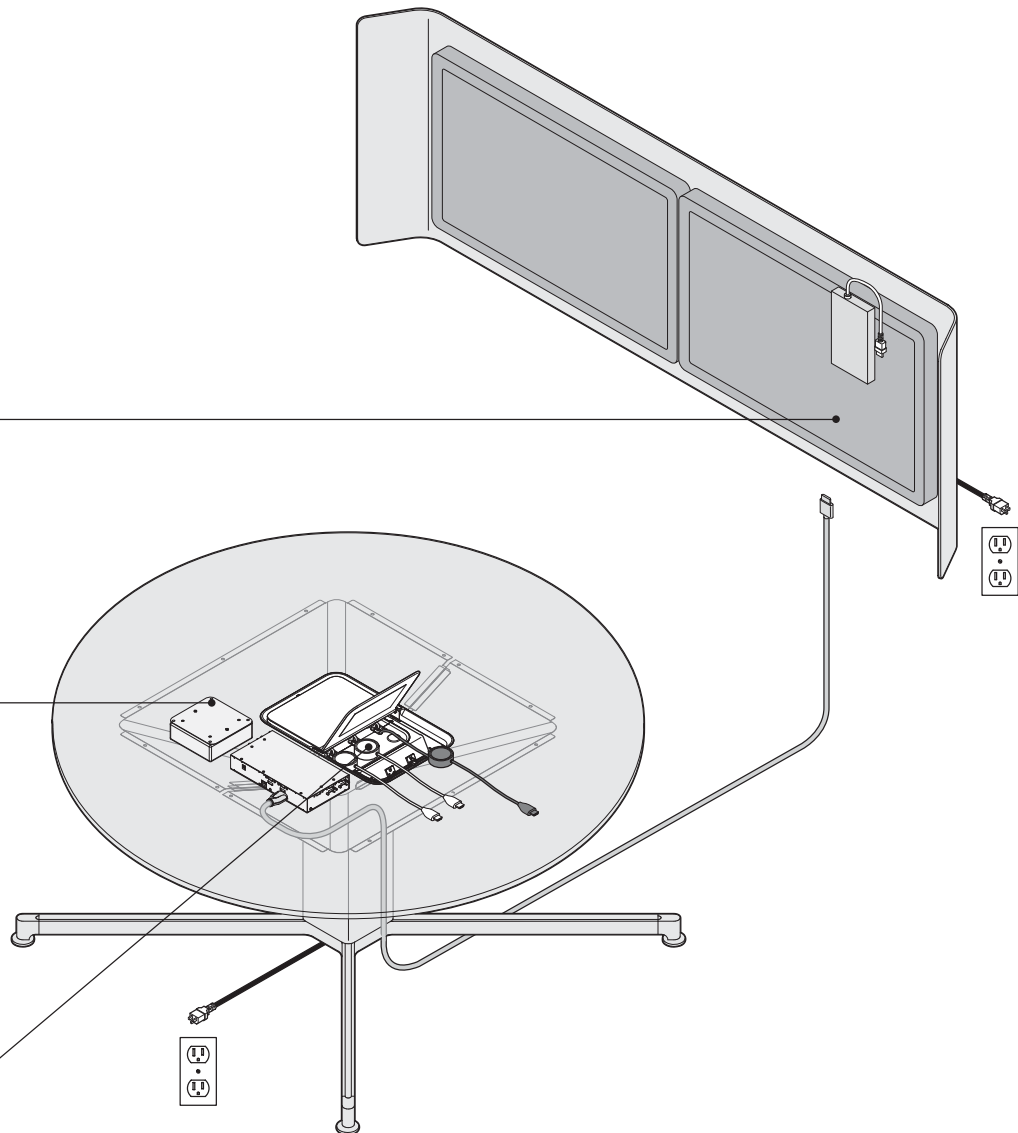
**Users** share content via a security-minded software application, complete with a simple and easy to use interface.

**Content** is shared on up to two displays.

**Virtual PUCK receiver** integrates directly with the media:scape digital switcher. It receives video content from the network connection, and shares the content to the switcher.

*Note: Virtual PUCK can be integrated in applications with HDVC, but will only be able to send content to one display rather than two.*

**Virtual PUCK** works seamlessly with physical PUCKs in any media:scape application.



## Product Details

**Virtual PUCK application**, available for Windows or Mac laptops, allows users to wirelessly share content to one or two media:scape displays. Just like the “Open, Connect, and Share” experience of media:scape, users simply open the app, connect to the media:scape via a four-digit security code, and share content from anywhere in the room. Up to eight users can connect to a Virtual PUCK system at one time.

**The Virtual PUCK app** can be downloaded free of charge at [www.steelcase.com](http://www.steelcase.com).

**The Virtual PUCK registry** is a software application that runs on the Steelcase application server. It allows IT managers the ability to configure, monitor, and manage each Virtual PUCK on a customer's network. The Virtual PUCK registry is included with the purchase of the Steelcase Application Server.

**The Steelcase application server** is an enterprise class platform utilizing virtual server technology to deliver centralized management, reporting, and analytics for Steelcase technology products, including Virtual PUCK.

► Specifying, page 64

**Steelcase application server installation** is required prior to installing the Virtual PUCK registry. Additional information on the Steelcase application server can be found on page 65.

*Note: Steelcase application server features the management of Virtual PUCK and other future Steelcase technology products. Only one instance is required to be installed on the customer's network. The single instance of Steelcase application server can manage all Virtual PUCK receivers on the customer's network.*

*Note: Although the Steelcase application server is available at no cost, it is important to place an order for a valid license. This license will ensure future access to Technical Support and software updates.*

*Note: The Steelcase application server is not hardware, but rather a virtual server (operating system and software package) that delivers a centralized management system of Steelcase technology products.*

## Steelcase Maintenance Agreement

**media:scape Virtual PUCK** includes a one year Steelcase maintenance agreement to provide an enhanced support system. The maintenance agreement covers:

- Software/firmware enhancements
- Expedited shipping for hardware replacements
- Prioritized technical support

## Maintenance agreement renewal options

are available for one, two, and three year periods.

► Specifying, page 164

**Virtual PUCK** has been designed to be installed within media:scape table and media:scape mobile applications. It is not recommended to install the Virtual PUCK system within media:scape mini, FrameOne with media:scape, FlexFrame with media:scape, or Coalesse Exponents applications.

## Wiring and Cabling

**Virtual PUCK receiver and media:scape digital switcher** require a connection to the customer's network.

**HDMI cables** connect the Virtual PUCK receiver to the media:scape digital switcher. Connection constraints: Virtual PUCK utilizes the switcher's auxiliary ports. Virtual PUCK can be used in combination with other integrated systems, such as: videoconferencing, digital signage, and AV control systems like those used in media:scape Learn Labs. Videoconferencing systems typically use two of the three available switcher auxiliary ports, so Virtual PUCK will only be able to send content to one display in those applications.

## Mounting Options

**media:scape tables** host the Virtual PUCK receiver under the pyramid covers, in close proximity to the digital switcher.

**media:scape mobile** holds the Virtual PUCK receiver in the CODEC case.  
*Note: An HDVC kit is required.*

**media:scape kiosk** houses the Virtual PUCK receiver in the boot cover, underneath the worksurface.  
*Note: The kiosk cable kit option is required when specifying media:scape Virtual PUCK for use with media:scape kiosk.*

► Specifying, page 64

# Lounge-Height Tables



► Need help?  
Product details,  
page 16

## Standard Includes

- Table: High-Pressure Laminate surface with 3 mm plastic edge on all sides
- Base with legs
- 4 PUCKs
- 1 scaler
- Totem with single monitor bracket, if specified
- Infill: painted aluminum, if totem is specified
- Steelcase maintenance agreement (1 year)

## Required to Specify

- 1 Style number
  - 2 Laminate color number for surface
  - 3 Plastic color number for edges on laminate surface
  - 4 Paint color for column, table base, feet, and totem frame (if specified):  
4140 Arctic White Gloss  
4799 Platinum Metallic  
4803 Near Black Metallic
  - 5 Paint color number for infill
  - 6 Maintenance agreement (see below under Required Selections)
  - 7 Options, if selected (see below)
- See *Surface Materials*, page 154.

*Tip: Steelcase maintenance agreement (1 year) is reflected in the base price of the product.*

	Required Selections	U.S. Price	Required to Specify
<b>Maintenance Agreement</b>	• Steelcase maintenance agreement (1 year)	\$1650 Included in U.S. Base Price	Specify with <i>Steelcase maintenance agreement (1 year)</i> .

	Options	U.S. Price	Required to Specify
<b>Surface Materials</b>	<b>High-Pressure Laminate tables</b>		
	• Open Line laminate	+\$ 67 plus cost of laminate	► See <i>Surface Materials Reference Manual</i> .
	<b>Wood veneer tables</b>		
	• Wood veneer surface with wood veneer edges (3 mm edge profile)	Prices at right	Specify with <i>wood veneer</i> and indicate wood color number.
	• Premium wood 2 veneer surface with wood veneer edges (3 mm edge profile)	Prices at right	Specify Premium wood 2 finish number.
	• Premium wood 3 veneer surface with wood veneer edges (3 mm edge profile)	Prices at right	Specify Premium wood 3 finish number.
	• Customiz stain	No cost	Specify with <i>Customiz stain</i> . ► See <i>Surface Materials Reference Manual</i> .
	• Full-fill finish	Prices at right	Specify full-fill finish number.
	<b>Painted aluminum infill</b>		
	• Price group 1	No cost	Specify with <i>painted aluminum infill</i> .
	• Price group 2	+\$ 33	Specify with <i>painted aluminum infill</i> .
	• Price group 3	+\$ 109	Specify with <i>painted aluminum infill</i> .
<b>Dual Monitor Shroud</b>	<b>Available on attached totem style numbers</b>		
	• For dual monitor, two scalers and shroud	+\$1914	Specify with <i>two scalers and shroud</i> .
<b>Totem Canopy</b>	• Totem Canopy	+\$ 874	Specify with <i>totem canopy</i> .

► Options, continued on next page

*Tip: For each additional display, order one additional scaler and HDMI cable.*

*Note: In totem application with dual monitor shroud, two scalers are already included.*

► See page 60

*Tip: Monitors are not included. Monitors should be multi-sync, with a horizontal frequency range of 31-80 kHz, a vertical frequency of 55-80 kHz, and a detachable C13/C14 cord.*

► For further information, go to [steelcase.com](http://steelcase.com) and search for *media:scape*.



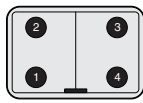
## For Canadian Pricing

Multiply U.S. Price by the Canadian price factor.

► See page 1 for details.

## ► Options, continued from previous page

Tip: When specifying mixed PUCKs, please use the image below as a guide:



Options	U.S. Price	Required to Specify
<b>PUCKs</b>	<b>ALL PUCKs same type – 4 PUCKs</b>	
• VGA	No cost	Specify with VGA PUCKs.
• HDMI	No cost	Specify with HDMI PUCKs.
• DisplayPort	No cost	Specify with DisplayPort PUCKs.
• Mini DisplayPort	No cost	Specify with Mini DisplayPort PUCKs.
	<b>Mixed PUCK types</b>	
• PUCK 1		
- VGA	No cost	Specify with VGA PUCK.
- HDMI	No cost	Specify with HDMI PUCK.
- DisplayPort	No cost	Specify with DisplayPort PUCK.
- Mini DisplayPort	No cost	Specify with Mini DisplayPort PUCK.
• PUCK 2		
- VGA	No cost	Specify with VGA PUCK.
- HDMI	No cost	Specify with HDMI PUCK.
- DisplayPort	No cost	Specify with DisplayPort PUCK.
- Mini DisplayPort	No cost	Specify with Mini DisplayPort PUCK.
• PUCK 3		
- VGA	No cost	Specify with VGA PUCK.
- HDMI	No cost	Specify with HDMI PUCK.
- DisplayPort	No cost	Specify with DisplayPort PUCK.
- Mini DisplayPort	No cost	Specify with Mini DisplayPort PUCK.
• PUCK 4		
- VGA	No cost	Specify with VGA PUCK.
- HDMI	No cost	Specify with HDMI PUCK.
- DisplayPort	No cost	Specify with DisplayPort PUCK.
- Mini DisplayPort	No cost	Specify with Mini DisplayPort PUCK.

## Specification Information

Dimensions			Totem Height	Style Number	U.S. Base Price (with Maintenance Agreement)	Options (Add \$ to Base Price)		
D	W	H				Wood Veneer	Premium Wood	Full-Fill Finish
						Wood	Wood 2	Wood 3

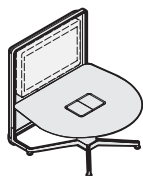
## Small D-Shaped Lounge-Height Table with Attached Totem (3-5 people)

51"	48"	23"	53"	<b>MT02LS4848T</b>	\$23,044	+\$394	+\$67	+\$236	+\$67
-----	-----	-----	-----	--------------------	----------	--------	-------	--------	-------



## Pear-Shaped Lounge-Height Table with Attached Totem (4-6 people)

54"	54"	23"	53"	<b>MT02LP4854T</b>	\$23,382	+\$394	+\$94	+\$327	+\$93
-----	-----	-----	-----	--------------------	----------	--------	-------	--------	-------



## Round Lounge-Height Table (4-6 people)

54"	54"	23"	N.A.	<b>MT02LR54</b>	\$19,444	+\$394	+\$67	+\$236	+\$67
-----	-----	-----	------	-----------------	----------	--------	-------	--------	-------

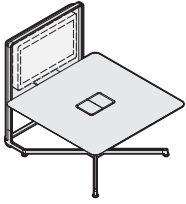


## For Canadian Pricing

Multiply U.S. Price by the Canadian price factor.

► See page 1 for details.

# Desk-Height Tables



*Tip: When integrating with an HD videoconferencing CODEC, order one additional scaler and an HDMI cable.*

*Tip: Steelcase maintenance agreement (1 year) is reflected in the base price of the product.*

*Tip: For each additional display, order one additional scaler and HDMI cable. Note: In totem application with dual monitor shroud, two scalers are already included.*  
▶ See page 60

*Tip: Monitors are not included. Monitors should be multi-sync, with a horizontal frequency range of 31-80 kHz, a vertical frequency of 55-80 kHz, and a detachable C13/C14 cord. For further information, go to steelcase.com and search for media:scape.*



**For Canadian Pricing**  
Multiply U.S. Price by the Canadian price factor.  
▶ See page 1 for details.

	Standard Includes	Required to Specify
▶ Need help? Product details, page 16	<ul style="list-style-type: none"> <li>Table: High-Pressure Laminate surface with 3 mm plastic edge on all sides</li> <li>Base with legs</li> <li>PUCKs                             <ul style="list-style-type: none"> <li>- 6 PUCKs standard</li> <li>- 4 PUCKs for small D and pear-shaped tables</li> <li>- 8 PUCKs for offset table</li> </ul> </li> <li>1 scaler (2 scalers for offset table)</li> <li>Totem with single monitor bracket, if specified</li> <li>Infill: painted aluminum, if totem specified</li> <li>Steelcase maintenance agreement (1 year)</li> </ul>	<ol style="list-style-type: none"> <li>Style number</li> <li>Laminate color number for surface</li> <li>Plastic color number for edges on laminate surface</li> <li>Paint color for column, table base, feet, and totem frame (if specified):                             <ul style="list-style-type: none"> <li>4140 Arctic White Gloss</li> <li>4799 Platinum Metallic</li> <li>4803 Near Black Metallic</li> </ul> </li> <li>Paint color number for infill</li> <li>Maintenance agreement (see below under Required Selections)</li> <li>Options, if selected (see below)</li> </ol> <p>▶ See <i>Surface Materials</i>, page 154.</p>

	Required Selections	U.S. Price	Required to Specify
<b>Maintenance Agreement</b>	<ul style="list-style-type: none"> <li>Steelcase maintenance agreement (1 year)</li> </ul>	\$1650 Included in U.S. Base Price	Specify with <i>Steelcase maintenance agreement (1 year)</i> .

	Options	U.S. Price	Required to Specify
<b>Surface Materials</b>	<b>High-Pressure Laminate tables</b>		
	<ul style="list-style-type: none"> <li>Open Line laminate</li> </ul>	+\$ 67 plus cost of laminate	▶ See <i>Surface Materials Reference Manual</i> .
	<b>Wood veneer tables</b>		
	<ul style="list-style-type: none"> <li>Wood veneer surface with wood veneer edges (3 mm edge profile)</li> </ul>	Prices at right	Specify with <i>wood veneer</i> and indicate wood color number.
	<ul style="list-style-type: none"> <li>Premium wood 2 veneer surface with wood veneer edges (3 mm edge profile)</li> </ul>	Prices at right	Specify Premium wood 2 finish number.
	<ul style="list-style-type: none"> <li>Premium wood 3 veneer surface with wood veneer edges (3 mm edge profile)</li> </ul>	Prices at right	Specify Premium wood 3 finish number.
	<ul style="list-style-type: none"> <li>Customiz stain</li> </ul>	No cost	Specify with <i>Customiz stain</i> . ▶ See <i>Surface Materials Reference Manual</i> .
	<ul style="list-style-type: none"> <li>Full-fill finish</li> </ul>	Prices at right	Specify full-fill finish number.
	<b>Painted aluminum infill</b>		
	<ul style="list-style-type: none"> <li>Price group 1</li> <li>Price group 2</li> <li>Price group 3</li> </ul>	No cost +\$ 38 +\$ 119	Specify with <i>painted aluminum infill</i> . Specify with <i>painted aluminum infill</i> . Specify with <i>painted aluminum infill</i> .

<b>Dual Monitor Shroud</b>	<b>Available on attached totem style numbers (except offset table)</b>		
	<ul style="list-style-type: none"> <li>For dual monitor, two scalers and shroud</li> </ul>	+\$1914	Specify with <i>two scalers and shroud</i> .
	<b>Available on offset style numbers</b>		
	<ul style="list-style-type: none"> <li>For dual monitor, four scalers (two monitors on each totem) and two shrouds</li> </ul>	+\$4614	Specify with <i>four scalers and two shrouds</i> .
<b>Totem Canopy</b>	<b>Available on attached totem style numbers (except offset table)</b>		
	<ul style="list-style-type: none"> <li>Totem Canopy</li> </ul>	+\$ 874	Specify with <i>totem canopy</i> .
	<b>Available on offset style numbers</b>		
	<ul style="list-style-type: none"> <li>Totem Canopies</li> </ul>	+\$1748	Specify with <i>totem canopy</i> .

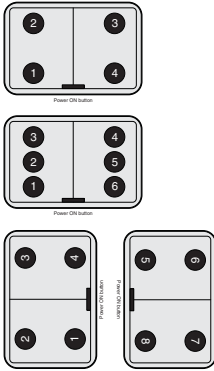
<b>PUCKs</b>	<b>ALL PUCKs same type – 4 PUCKs, 6 PUCKs, or 8 PUCKs</b>		
	<ul style="list-style-type: none"> <li>VGA</li> </ul>	No cost	Specify with <i>VGA PUCKs</i> .
	<ul style="list-style-type: none"> <li>HDMI</li> </ul>	No cost	Specify with <i>HDMI PUCKs</i> .
	<ul style="list-style-type: none"> <li>DisplayPort</li> </ul>	No cost	Specify with <i>DisplayPort PUCKs</i> .
	<ul style="list-style-type: none"> <li>Mini DisplayPort</li> </ul>	No cost	Specify with <i>Mini DisplayPort PUCKs</i> .

▶ Options, continued on next page



## ► Options, continued from previous page

Tip: When specifying mixed PUCKs, please use the images below as a guide:



Options	U.S. Price	Required to Specify
<b>PUCKs</b>	<b>Mixed PUCK types (continued)</b>	
• PUCK 1		
- VGA	No cost	Specify with VGA PUCK.
- HDMI	No cost	Specify with HDMI PUCK.
- DisplayPort	No cost	Specify with DisplayPort PUCK.
- Mini DisplayPort	No cost	Specify with Mini DisplayPort
• PUCK 2		
- VGA	No cost	Specify with VGA PUCK.
- HDMI	No cost	Specify with HDMI PUCK.
- DisplayPort	No cost	Specify with DisplayPort PUCK.
- Mini DisplayPort	No cost	Specify with Mini DisplayPort PUCK
• PUCK 3		
- VGA	No cost	Specify with VGA PUCK.
- HDMI	No cost	Specify with HDMI PUCK.
- DisplayPort	No cost	Specify with DisplayPort PUCK.
- Mini DisplayPort	No cost	Specify with Mini DisplayPort PUCK.
• PUCK 4		
- VGA	No cost	Specify with VGA PUCK.
- HDMI	No cost	Specify with HDMI PUCK.
- DisplayPort	No cost	Specify with DisplayPort PUCK.
- Mini DisplayPort	No cost	Specify with Mini DisplayPort PUCK
• PUCK 5		
- VGA	No cost	Specify with VGA PUCK.
- HDMI	No cost	Specify with HDMI PUCK.
- DisplayPort	No cost	Specify with DisplayPort PUCK.
- Mini DisplayPort	No cost	Specify with Mini DisplayPort PUCK.
• PUCK 6		
- VGA	No cost	Specify with VGA PUCK.
- HDMI	No cost	Specify with HDMI PUCK.
- DisplayPort	No cost	Specify with DisplayPort PUCK.
- Mini DisplayPort	No cost	Specify with Mini DisplayPort PUCK
• PUCK 7		
- VGA	No cost	Specify with VGA PUCK.
- HDMI	No cost	Specify with HDMI PUCK.
- DisplayPort	No cost	Specify with DisplayPort PUCK.
- Mini DisplayPort	No cost	Specify with Mini DisplayPort PUCK.
• PUCK 8		
- VGA	No cost	Specify with VGA PUCK.
- HDMI	No cost	Specify with HDMI PUCK.
- DisplayPort	No cost	Specify with DisplayPort PUCK.
- Mini DisplayPort	No cost	Specify with Mini DisplayPort PUCK

## Specification Information

Dimensions	Style	U.S.	Options		
D W H Totem Height	Number	Base Price (with Maintenance Agreement)	(Add \$ to Base Price)		
			Wood Veneer	<b>Premium Wood</b>	Full-Fill Finish
				Wood 2	Wood 3

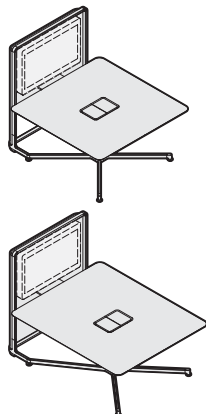
## Square Desk-Height Table with Attached Totem (4 – 6 people)

60"	60"	29"	59"	<b>MT02DS6060T</b>	\$23,494	+\$563	+\$ 94	+\$327	+\$ 93
-----	-----	-----	-----	--------------------	----------	--------	--------	--------	--------

## Rectangular Desk-Height Table with Attached Totem (4 – 6 people)

72"	60"	29"	59"	<b>MT02DR7260T</b>	\$23,720	+\$675	+\$153	+\$533	\$153
-----	-----	-----	-----	--------------------	----------	--------	--------	--------	-------

Specification Information, continued on next page

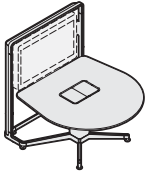


► Specification Information, continued from previous page

Specification Information									
• Dimensions				• Style	• U.S.	• Options			
D	W	H	Totem Height	Number	Base Price (with Maintenance Agreement)	(Add \$ to Base Price)			
						Wood Veneer	Premium Wood		Full-Fill Finish
							Wood 2	Wood 3	

**Pear-Shaped Desk-Height Table with Attached Totem (4 people)**

54"	54"	29"	59"	<b>MT02DP4854T</b>	\$23,382	+\$ 394	+\$ 94	+\$ 327	+\$ 93
:	:	:	:	:	:	:	:	:	:



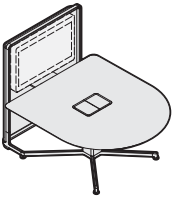
**Small D-Shaped Desk-Height Table with Attached Totem (4 people)**

51"	48"	29"	59"	<b>MT02DSD4848T</b>	\$23,044	+\$ 394	+\$ 67	+\$ 236	+\$ 67
:	:	:	:	:	:	:	:	:	:



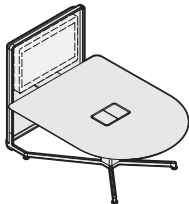
**Medium D-Shaped Desk-Height Table with Attached Totem (4 – 6 people)**

66"	60"	29"	59"	<b>MT02DM6660T</b>	\$23,494	+\$ 563	+\$153	+\$ 533	+\$153
:	:	:	:	:	:	:	:	:	:



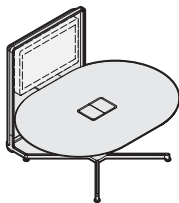
**Large D-Shaped Desk-Height Table with Attached Totem (5 – 7 people)**

78"	60"	29"	59"	<b>MT02DL7860T</b>	\$23,720	+\$ 675	+\$153	+\$ 533	+\$153
:	:	:	:	:	:	:	:	:	:



**Capsule Desk-Height Table with Attached Totem (4 – 6 people)**

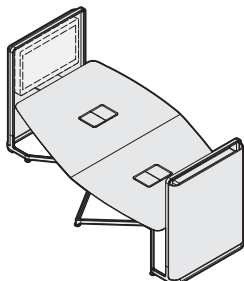
60"	84"	29"	59"	<b>MT02DC6084T</b>	\$24,057	+\$ 675	+\$198	+\$ 692	+\$198
:	:	:	:	:	:	:	:	:	:



**Offset Desk-Height Table with Attached Totems (8 people)**

120"	80"	29"	54"	<b>MT02DF12076T</b>	\$39,587	+\$1408	+\$314	+\$1097	+\$314
:	:	:	:	:	:	:	:	:	:

► Specification Information, continued on next page



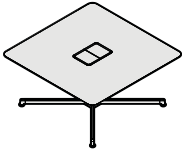
## ► Specification Information, continued from previous page

## Specification Information

• Dimensions				• Style Number	• U.S. Base Price (with Maintenance Agreement)	• Options (Add \$ to Base Price)		• Premium Wood		• Full-Fill Finish
D	W	H	Totem Height			Wood Veneer		Wood 2	Wood 3	

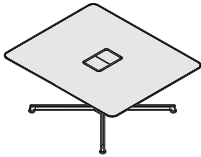
## Square Desk-Height Table (6 – 8 people)

60"	60"	29"	N.A.	<b>MT02DS6060</b>	\$20,119	+\$563	+\$ 94	+\$327	+\$ 93
:	:	:	:	:	:	:	:	:	:



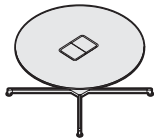
## Rectangular Desk-Height Table (6 – 8 people)

72"	60"	29"	N.A.	<b>MT02DR7260</b>	\$20,343	+\$675	+\$153	+\$533	+\$153
:	:	:	:	:	:	:	:	:	:



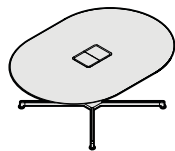
## Round Desk-Height Table (4 – 6 people)

60"	60"	29"	N.A.	<b>MT02DR60</b>	\$20,343	+\$563	+\$ 94	+\$328	+\$ 93
:	:	:	:	:	:	:	:	:	:



## Capsule Desk-Height Table (6 – 8 people)

60"	84"	29"	N.A.	<b>MT02DC6084</b>	\$20,681	+\$675	+\$198	+\$692	+\$198
:	:	:	:	:	:	:	:	:	:



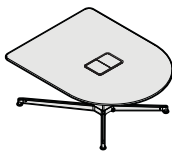
## Medium D-Shaped Desk-Height Table (4 – 6 people)

66"	60"	29"	N.A.	<b>MT02DM6660</b>	\$20,119	+\$563	+\$153	+\$533	+\$153
:	:	:	:	:	:	:	:	:	:

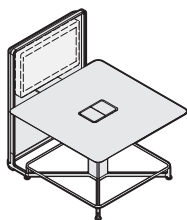


## Large D-Shaped Desk-Height Table (5 – 7 people)

78"	60"	29"	N.A.	<b>MT02DL7860</b>	\$20,343	+\$675	+\$153	+\$533	+\$153
:	:	:	:	:	:	:	:	:	:



# Stool-Height Tables



*Tip: When integrating with an HD videoconferencing CODEC, order one additional scaler and an HDMI cable.*

*Tip: Steelcase maintenance agreement (1 year) is reflected in the base price of the product.*

*Tip: For each additional display, order one additional scaler and HDMI cable.*

*Note: In totem application with dual monitor shroud, two scalers are already included.*

► See page 60

*Tip: Monitors are not included. Monitors should be multi-sync, with a horizontal frequency range of 31-80 kHz, a vertical frequency of 55-80 kHz, and a detachable C13/C14 cord. For further information, go to [steelcase.com](http://steelcase.com) and search for [media:scape](http://media:scape).*

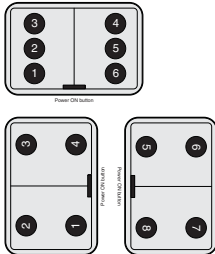


**For Canadian Pricing**  
Multiply U.S. Price by the Canadian price factor.  
► See page 1 for details.

Standard Includes		Required to Specify	
► Need help? Product details, page 16	<ul style="list-style-type: none"> <li>Table: High-Pressure Laminate surface with 3 mm plastic edge on all sides</li> <li>Base with legs</li> <li>6 PUCKs for all tables except offset table which is standard with 8 PUCKs</li> <li>1 scaler (2 scalers for offset table and TeamStudio with dual totems)</li> <li>Totem with single monitor bracket, if specified</li> <li>Infill: painted aluminum, if totem specified</li> <li>Steelcase maintenance agreement (1 year)</li> </ul>	<ol style="list-style-type: none"> <li>Style number</li> <li>Laminate color number for surface</li> <li>Plastic color number for edges on laminate surface</li> <li>Paint color for column, table base, feet, and totem frame (if specified): 4140 Arctic White Gloss 4799 Platinum Metallic 4803 Near Black Metallic</li> <li>Paint color number for infill</li> <li>Maintenance agreement (see below under Required Selections)</li> <li>Options, if selected (see below)</li> </ol>	► See <i>Surface Materials</i> , page 154.
Maintenance Agreement	Required Selections	U.S. Price	Required to Specify
	<ul style="list-style-type: none"> <li>Steelcase maintenance agreement (1 year)</li> </ul>	\$1650 Included in U.S. Base Price	Specify with <i>Steelcase maintenance agreement (1 year)</i> .
Surface Materials	Options	U.S. Price	Required to Specify
	<b>High-Pressure Laminate tables</b>		► See <i>Surface Materials Reference Manual</i> .
	<ul style="list-style-type: none"> <li>Open Line laminate</li> </ul>	+\$ 67 plus cost of laminate	
	<b>Wood veneer tables</b>		
	<ul style="list-style-type: none"> <li>Wood veneer surface with wood veneer edges (3 mm edge profile)</li> </ul>	Prices at right	Specify with <i>wood veneer</i> and indicate wood color number.
	<ul style="list-style-type: none"> <li>Premium wood 2 veneer surface with wood veneer edges (3 mm edge profile)</li> </ul>	Prices at right	Specify Premium wood 2 finish number.
	<ul style="list-style-type: none"> <li>Premium wood 3 veneer surface with wood veneer edges (3 mm edge profile)</li> </ul>	Prices at right	Specify Premium wood 3 finish number.
	<ul style="list-style-type: none"> <li>Customiz stain</li> </ul>	No cost	Specify with <i>Customiz stain</i> . ► See <i>Surface Materials Reference Manual</i> .
	<ul style="list-style-type: none"> <li>Full-fill finish</li> </ul>	Prices at right	Specify full-fill finish number.
	<b>Painted aluminum infill</b>		
	<ul style="list-style-type: none"> <li>Price group 1</li> <li>Price group 2</li> <li>Price group 3</li> </ul>	No cost +\$ 44 +\$ 131	Specify with <i>painted aluminum infill</i> . Specify with <i>painted aluminum infill</i> . Specify with <i>painted aluminum infill</i> .
Dual Monitor Shroud	Available on attached totem style numbers (except offset table)		
	<ul style="list-style-type: none"> <li>For dual monitor, two scalers and shroud</li> </ul>	+\$1914	Specify with <i>two scalers and shroud</i> .
	Available on offset style numbers		
	<ul style="list-style-type: none"> <li>For dual monitor, four scalers (two monitors on each totem) and two shrouds</li> </ul>	+\$4614	Specify with <i>four scalers and two shrouds</i> .
Totem Canopy	Available on attached totem style numbers (except offset table) and TeamStudio table with attached single totem		
	<ul style="list-style-type: none"> <li>Totem Canopy</li> </ul>	+\$ 874	Specify with <i>totem canopy</i> .
	Available on offset style numbers and TeamStudio table with attached dual totems		
	<ul style="list-style-type: none"> <li>Totem Canopies</li> </ul>	+\$1748	Specify with <i>totem canopy</i> .
PUCKs	ALL PUCKs same type – 6 PUCKs or 8 PUCKs		
	<ul style="list-style-type: none"> <li>VGA</li> <li>HDMI</li> <li>DisplayPort</li> <li>Mini DisplayPort</li> </ul>	No cost No cost No cost No cost	Specify with <i>VGA PUCKs</i> . Specify with <i>HDMI PUCKs</i> . Specify with <i>DisplayPort PUCKs</i> . Specify with <i>Mini DisplayPort PUCKs</i> .
► Options, continued on next page			

## ► Options, continued from previous page

Tip: When specifying mixed PUCKs, please use the images below as guides:



Options	U.S. Price	Required to Specify
<b>PUCKs</b>	<b>Mixed PUCK types (continued)</b>	
• PUCK 1		
- VGA	No cost	Specify with VGA PUCK.
- HDMI	No cost	Specify with HDMI PUCK.
- DisplayPort	No cost	Specify with DisplayPort PUCK.
- Mini DisplayPort	No cost	Specify with Mini DisplayPort PUCK.
• PUCK 2		
- VGA	No cost	Specify with VGA PUCK.
- HDMI	No cost	Specify with HDMI PUCK.
- DisplayPort	No cost	Specify with DisplayPort PUCK.
- Mini DisplayPort	No cost	Specify with Mini DisplayPort PUCK.
• PUCK 3		
- VGA	No cost	Specify with VGA PUCK.
- HDMI	No cost	Specify with HDMI PUCK.
- DisplayPort	No cost	Specify with DisplayPort PUCK.
- Mini DisplayPort	No cost	Specify with Mini DisplayPort PUCK.
• PUCK 4		
- VGA	No cost	Specify with VGA PUCK.
- HDMI	No cost	Specify with HDMI PUCK.
- DisplayPort	No cost	Specify with DisplayPort PUCK.
- Mini DisplayPort	No cost	Specify with Mini DisplayPort PUCK.
• PUCK 5		
- VGA	No cost	Specify with VGA PUCK.
- HDMI	No cost	Specify with HDMI PUCK.
- DisplayPort	No cost	Specify with DisplayPort PUCK.
- Mini DisplayPort	No cost	Specify with Mini DisplayPort PUCK.
• PUCK 6		
- VGA	No cost	Specify with VGA PUCK.
- HDMI	No cost	Specify with HDMI PUCK.
- DisplayPort	No cost	Specify with DisplayPort PUCK.
- Mini DisplayPort	No cost	Specify with Mini DisplayPort PUCK.
• PUCK 7		
- VGA	No cost	Specify with VGA PUCK.
- HDMI	No cost	Specify with HDMI PUCK.
- DisplayPort	No cost	Specify with DisplayPort PUCK.
- Mini DisplayPort	No cost	Specify with Mini DisplayPort PUCK.
• PUCK 8		
- VGA	No cost	Specify with VGA PUCK.
- HDMI	No cost	Specify with HDMI PUCK.
- DisplayPort	No cost	Specify with DisplayPort PUCK.
- Mini DisplayPort	No cost	Specify with Mini DisplayPort PUCK.
<b>Cable Track</b>	• Cable track for TeamStudio table +\$1200	Specify with cable track.

## Specification Information

Dimensions	Style	U.S.	Options	
D W H Totem Height	Number	Base Price (with Maintenance Agreement)	(Add \$ to Base Price)	
			Wood Veneer	Premium Wood Full-Fill Finish
			Wood 2	Wood 3

## Square Stool-Height Table with Attached Totem (4 - 6 People)

60"	60"	38"	68"	MT02SS6060T	\$26,871	+\$563	+\$ 94	+\$327	+\$ 93
-----	-----	-----	-----	-------------	----------	--------	--------	--------	--------

## Rectangular Stool-Height Table with Attached Totem (4 - 6 People)

72"	60"	38"	68"	MT02SR7260T	\$27,096	+\$675	+\$153	+\$533	+\$153
-----	-----	-----	-----	-------------	----------	--------	--------	--------	--------

► Specification Information, continued on next page

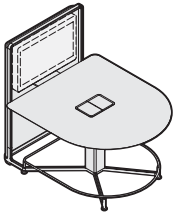
► **Specification Information, continued from previous page**

**Specification Information**

• Dimensions				• Style	• U.S.	• Options			
D	W	H	Totem Height	Number	Base Price (with Maintenance Agreement)	(Add \$ to Base Price)	Wood Veneer	Premium Wood	Full-Fill Finish
								Wood 2	Wood 3

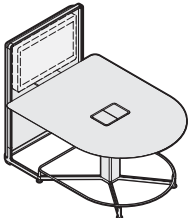
**Medium D-Shaped Stool-Height Table with Attached Totem (4 – 6 People)**

66"	60"	38"	68"	<b>MT02SM6660T</b>	\$26,871	+\$ 563	+\$153	+\$ 533	+\$153
-----	-----	-----	-----	--------------------	----------	---------	--------	---------	--------




**Large D-Shaped Stool-Height Table with Attached Totem (5 – 7 People)**

78"	60"	38"	68"	<b>MT02SL7860T</b>	\$27,096	+\$ 675	+\$153	+\$ 533	+\$153
-----	-----	-----	-----	--------------------	----------	---------	--------	---------	--------



**Capsule Stool-Height Table with Attached Totem (4 – 6 People)**

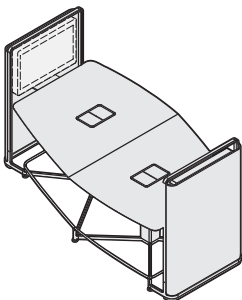
60"	84"	38"	68"	<b>MT02SC6084T</b>	\$27,434	+\$ 675	+\$198	+\$ 692	+\$198
-----	-----	-----	-----	--------------------	----------	---------	--------	---------	--------



**Offset Stool-Height Table with Attached Totem (8 people)**

120"	80"	38"	68"	<b>MT02SF12076T</b>	\$46,341	+\$1408	+\$314	+\$1097	+\$314
------	-----	-----	-----	---------------------	----------	---------	--------	---------	--------

► **Specification Information, continued on next page**



**For Canadian Pricing**  
Multiply U.S. Price by the  
Canadian price factor.  
► See page 1 for details.

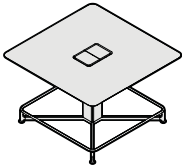
► Specification Information, continued from previous page

**Specification Information**

Dimensions				Style Number	U.S. Base Price (with Maintenance Agreement)	Options (Add \$ to Base Price)			
D	W	H	Totem Height			Wood Veneer	Premium Wood	Full-Fill Finish	
							Wood 2	Wood 3	

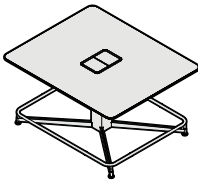
**Square Stool-Height Table (6 – 8 people)**

60"	60"	38"	N.A.	<b>MT02SS6060</b>	\$23,494	+\$563	+\$ 94	+\$327	+\$ 93
:	:	:	:	:	:	:	:	:	:



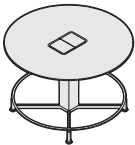
**Rectangular Stool-Height Table (6 – 8 people)**

72"	60"	38"	N.A.	<b>MT02SR7260</b>	\$23,720	+\$675	+\$153	+\$533	+\$153
:	:	:	:	:	:	:	:	:	:



**Round Stool-Height Table (4 – 6 people)**

60"	60"	38"	N.A.	<b>MT02SR60</b>	\$23,720	+\$563	+\$ 94	+\$328	+\$ 93
:	:	:	:	:	:	:	:	:	:



**Capsule Stool-Height Table (6 – 8 people)**

60"	84"	38"	N.A.	<b>MT02SC6084</b>	\$24,057	+\$675	+\$198	+\$692	+\$198
:	:	:	:	:	:	:	:	:	:



**Medium D-Shaped Stool-Height Table (4 – 6 people)**

66"	60"	38"	N.A.	<b>MT02SM6660</b>	\$23,494	+\$563	+\$153	+\$533	+\$153
:	:	:	:	:	:	:	:	:	:



**Large D-Shaped Stool-Height Table (5 – 7 people)**

78"	60"	38"	N.A.	<b>MT02SL7860</b>	\$23,720	+\$675	+\$153	+\$533	+\$153
:	:	:	:	:	:	:	:	:	:

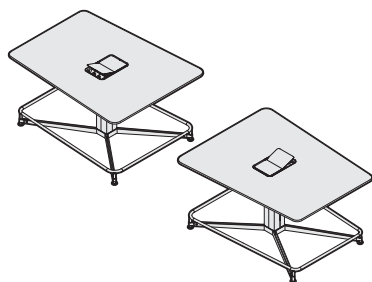


► Specification Information, continued on next page

► **Specification Information, continued from previous page**

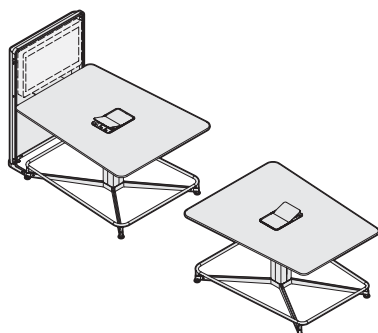
**Specification Information**

• Dimensions			• Totem Height	• Style Number	• U.S. Base Price (with Maintenance Agreement)	• Options (Add \$ to Base Price)		
D	W	H				Wood Veneer	Premium Wood	Full-Fill Finish
							Wood 2	Wood 3



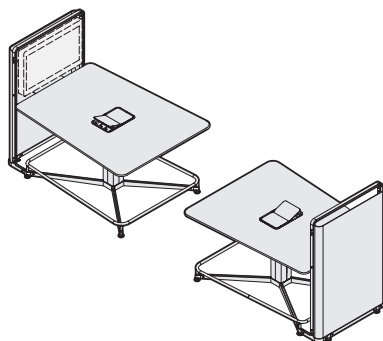
**TeamStudio Table (8 - 12 People)**

75"	60"	38"	N.A.	<b>MT02ST7560</b>	\$39,810	+\$1408	+\$314	+\$1097	+\$314
-----	-----	-----	------	-------------------	----------	---------	--------	---------	--------



**TeamStudio Attached Single Totem (8 - 12 People)**

75"	60"	38"	68"	<b>MT02ST7560T</b>	\$43,110	+\$1408	+\$314	+\$1097	+\$314
-----	-----	-----	-----	--------------------	----------	---------	--------	---------	--------



**TeamStudio Attached Dual Totems (8 - 12 People)**

75"	60"	38"	68"	<b>MT02ST7560TT</b>	\$46,410	+\$1408	+\$314	+\$1097	+\$314
-----	-----	-----	-----	---------------------	----------	---------	--------	---------	--------

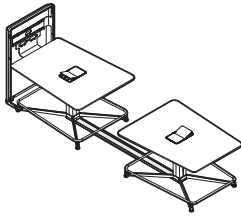


**For Canadian Pricing**  
Multiply U.S. Price by the  
Canadian price factor.  
► See page 1 for details.



## Cable Track for media:scape TeamStudio

Cable Track for media:scape  
TeamStudio



Standard Includes		Required to Specify
▶ Need help? Product details, page 18	• Cable track: anodized aluminum	Style number

Specification Information	
• Style Number	• U.S. Price
MTSTCT	\$1200

media:scape  
Tables

**For Canadian Pricing**

**For Canadian Pricing**  
Multiply U.S. Price by the  
Canadian price factor.

▶ See page 1 for details.

# Seismic Anchor Brackets



Tip: One bracket is used per leg, so two packages should be ordered per table.

Standard Includes	Required to Specify
-------------------	---------------------

- |   |  |
|---|--|
| <ul style="list-style-type: none"><li>▶ Need help? Product details, page 17</li></ul> | <ul style="list-style-type: none"><li>• Brackets: package of two</li></ul> |
|   | Style number   |

Specification Information	
---------------------------	--

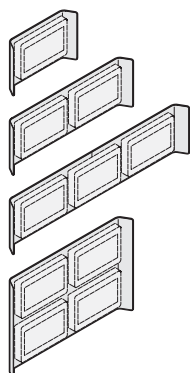
• Style Number	• U.S. Price
CQSA	\$48



**For Canadian Pricing**  
Multiply U.S. Price by the Canadian price factor.  
▶ See page 1 for details.



# Wall-Mounted Shrouds



Tip: Bridge is only available on some style numbers. If seismic is selected, a bridge cannot be selected.

Tip: media:scape wall-mounted shrouds do not include electronics to support additional displays.

Standard Includes	Required to Specify
<ul style="list-style-type: none"> <li>Need help? Product details, page 31</li> <li>Wall-mounted shroud</li> <li>Monitor brackets: black</li> </ul>	<ul style="list-style-type: none"> <li>1 Style number</li> <li>2 Paint color number for shroud: <ul style="list-style-type: none"> <li>4140 Arctic White Gloss</li> <li>4799 Platinum Metallic</li> <li>4803 Near Black Metallic</li> <li>7246 Midnight Metallic</li> </ul> </li> <li>3 Options, if selected (see below)</li> </ul>

Options	U.S. Price	Required to Specify
<b>Bridge</b> <ul style="list-style-type: none"> <li>Bridge</li> </ul>	See below and at right	Specify <i>with bridge</i> .
<b>Seismic</b> <ul style="list-style-type: none"> <li>Seismic</li> </ul>	See below and at right	Specify <i>with seismic</i> .

Specification Information						
Dimensions	Style	U.S.	Options			
D W H	Number	Base Price	(Add \$ to Base Price)			
			Bridge : Seismic			

## Single 32" Wall-Mounted Shroud

6 1/2"	35"	23 1/2"	<b>MTSWS32</b>	\$1349	+\$464	+\$55

## Single 42" Wall-Mounted Shroud

6 1/2"	44"	27 1/2"	<b>MTSWS42</b>	\$1595	+\$464	+\$55

## Single 46" Wall-Mounted Shroud

6 1/2"	48 1/2"	30 1/2"	<b>MTSWS46</b>	\$1726	+\$464	+\$55

## Single 55" Wall-Mounted Shroud

6 1/2"	56"	35"	<b>MTSWS55</b>	\$2022	+\$464	+\$55

## Single 65" Wall-Mounted Shroud

6 1/2"	65"	40 1/2"	<b>MTSWS65</b>	\$2349	+\$464	+\$55

## Dual 32" Wall-Mounted Shroud

6 1/2"	67"	23 1/2"	<b>MTSWD32</b>	\$1967	+\$464	+\$82

## Dual 42" Wall-Mounted Shroud

6 1/2"	86"	27 1/2"	<b>MTSWD42</b>	\$2754	+\$464	+\$82

## Dual 42" Wall-Mounted Shroud with CODEC Case

7 1/2"	86"	27 1/2"	<b>MTSWD42C</b>	\$3301	N.A.	N.A.

## Dual 46" Wall-Mounted Shroud

6 1/2"	95"	30 1/2"	<b>MTSWD46</b>	\$3015	+\$464	+\$82

► **Specification Information, continued on next page**



**For Canadian Pricing**  
Multiply U.S. Price by the Canadian price factor.  
► See page 1 for details.

## ► Specification Information, continued from previous page

## Specification Information

• Dimensions			• Style Number	• U.S. Base Price	• Options	
D	W	H			(Add \$ to Base Price)	
					Bridge	Seismic

**Dual 46" Wall-Mounted Shroud with CODEC Case**

7 1/2"	95"	30 1/2"	<b>MTSWD46C</b>	\$3562	N.A.	N.A.
--------	-----	---------	-----------------	--------	------	------

**Dual 55" Wall-Mounted Shroud**

6 1/2"	109 1/2"	35"	<b>MTSWD55</b>	\$3606	N.A.	+\$ 82
--------	----------	-----	----------------	--------	------	--------

**Dual 65" Wall-Mounted Shroud**

6 1/2"	127"	40 1/2"	<b>MTSWD65</b>	\$4561	N.A.	+\$ 82
--------	------	---------	----------------	--------	------	--------

**Triple 32" Wall-Mounted Shroud**

6 1/2"	99 1/2"	23 1/2"	<b>MTSWT32</b>	\$3147	N.A.	+\$109
--------	---------	---------	----------------	--------	------	--------

**Triple 42" Wall-Mounted Shroud**

6 1/2"	127 1/2"	27 1/2"	<b>MTSWT42</b>	\$4130	N.A.	+\$109
--------	----------	---------	----------------	--------	------	--------

**Triple 42" Wall-Mounted Shroud with CODEC Case**

7 1/2"	127 1/2"	27 1/2"	<b>MTSWT42C</b>	\$4677	N.A.	N.A.
--------	----------	---------	-----------------	--------	------	------

**Triple 46" Wall-Mounted Shroud**

6 1/2"	141 1/2"	30 1/2"	<b>MTSWT46</b>	\$4524	N.A.	+\$109
--------	----------	---------	----------------	--------	------	--------

**Triple 46" Wall-Mounted Shroud with CODEC Case**

7 1/2"	141 1/2"	30 1/2"	<b>MTSWT46C</b>	\$5071	N.A.	N.A.
--------	----------	---------	-----------------	--------	------	------

**Triple 55" Wall-Mounted Shroud**

6 1/2"	163"	35"	<b>MTSWT55</b>	\$5408	N.A.	+\$109
--------	------	-----	----------------	--------	------	--------

**Triple 65" Wall-Mounted Shroud**

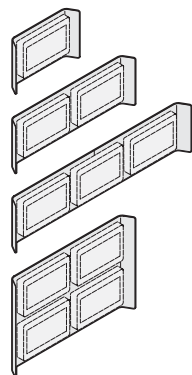
6 1/2"	189 1/2"	40 1/2"	<b>MTSWT65</b>	\$6430	N.A.	+\$109
--------	----------	---------	----------------	--------	------	--------

**Quad 32" Wall-Mounted Shroud**

6 1/2"	67"	45"	<b>MTSWQ32</b>	\$4196	N.A.	+\$ 82
--------	-----	-----	----------------	--------	------	--------

**Quad 42" Wall-Mounted Shroud**

6 1/2"	86"	54"	<b>MTSWQ42</b>	\$5507	N.A.	+\$ 82
--------	-----	-----	----------------	--------	------	--------



Tip: When integrating with an HD videoconferencing CODEC, order one additional scaler with an HDMI cable.

**For Canadian Pricing**

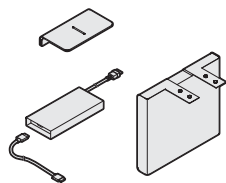
Multiply U.S. Price by the Canadian price factor.

► See page 1 for details.

# Video Conferencing Components

## HDVC Kit

For Use with media:scape Tables with Attached Totem



*Tip: The HDVC kit is for media:scape tables with attached totem only. When specifying other media:scape with HDVC applications, each video conferencing component can be ordered separately.*

*Tip: To specify the shroud mounted camera ledge in 7246 Midnight Metallic, order each HDVC kit component individually.*

*Tip: Dual display includes one additional HDMI cable.*

Standard Includes	Required to Specify
<p>► Need help? Product details, page 26</p> <ul style="list-style-type: none"> <li>Totem-mount camera ledge: paint</li> <li>2 1/2" CODEC case with strap for securing CODEC and Kensington lock feature</li> <li>Scaler</li> <li>Two HDMI cables (monitor extension cables for media:scape digital technology)</li> </ul>	<ol style="list-style-type: none"> <li>Style number</li> <li>Paint color number for ledge:               <ul style="list-style-type: none"> <li>4140 Arctic White Gloss</li> <li>4799 Platinum Metallic</li> <li>4803 Near Black Metallic</li> </ul> </li> <li>Paint color number for CODEC case:               <ul style="list-style-type: none"> <li>4140 Arctic White Gloss</li> <li>4799 Platinum Metallic</li> <li>4803 Near Black Metallic</li> </ul> </li> <li>Camera ledge: totem-mounted or shroud-mounted</li> <li>Display quantity</li> <li>CODEC case size</li> </ol> <p>► Options, if selected (see below)</p>

Options	U.S. Price	Required to Specify
<b>Accessories</b> <b>Camera ledge</b> <ul style="list-style-type: none"> <li>Shroud-mounted</li> </ul>	No cost	Specify with shroud-mounted camera ledge.
<b>Display quantity</b> <ul style="list-style-type: none"> <li>Single</li> <li>Dual</li> </ul>	No cost +\$55	Specify with single display. Specify with dual display.
<b>CODEC case</b> <ul style="list-style-type: none"> <li>5 1/2" CODEC case</li> </ul>	+\$76	Specify with 5 1/2" CODEC case.

Specification Information	
Style Number	U.S. Base Price
MT02HDVCKIT	\$1770



### For Canadian Pricing

Multiply U.S. Price by the Canadian price factor.

► See page 1 for details.

## Camera Ledges

Standard Includes		Required to Specify
▶ Need help? Product details, page 36	• Camera ledge	1 Style number 2 Paint color number for ledge: 4140 Arctic White Gloss 4799 Platinum Metallic 4803 Near Black Metallic 7246 Midnight Metallic (available on shroud-mounted only)
Specification Information		
Dimensions	Style	U.S.
D W H	Number	Price
<b>Shroud-Mounted Camera Ledge</b>		
6 1/2" 11 1/2" 2"	MTHS	\$273
<b>Totem-Mounted Camera Ledge</b>		
6 1/2" 11 1/2" 1/2"	MTHT	\$273



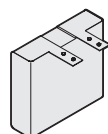
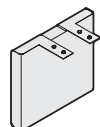
## CODEC Cases

Tip: An additional scaler and an HDMI cable is needed to connect to the CODEC.

▶ See HDMI Cables, page 60.

▶ See Scaler, page 60.

Standard Includes		Required to Specify
▶ Need help? Product details, page 37	• CODEC case: paint • Strap for securing CODEC • Features for Kensington lock attachment	1 Style number 2 Paint color number for case: 4140 Arctic White Gloss 4799 Platinum Metallic 4803 Near Black Metallic
Specification Information		
Dimensions	Style	U.S.
D W H	Number	Price
<b>2 1/2" CODEC Case</b>		
3" 23" 21"	MTCC2	\$907
<b>5 1/2" CODEC Case</b>		
6" 23" 21"	MTCC5	\$983



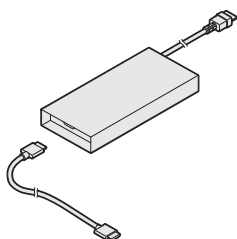
### For Canadian Pricing

Multiply U.S. Price by the Canadian price factor.

▶ See page 1 for details.

# Electronics

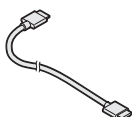
## Scaler



*Tip: In situations where media:scape will send video to another system, like HDVC, an additional scaler is recommended.*

Standard Includes		Required to Specify
► Need help? Product details, page 20	<ul style="list-style-type: none"> <li>Scaler</li> <li>HDMI cable (a monitor extension cable for media:scape digital technology)</li> </ul>	Style number
Specification Information		
Style Number	U.S. Price	
MT02SC169	\$590	

## HDMI Cables



Standard Includes		Required to Specify
► Need help? Product details, page 20	<ul style="list-style-type: none"> <li>HDMI cable (a monitor extension cable for media:scape digital technology)</li> </ul>	Style number
Specification Information		
Length	Style Number	U.S. Price
10'	MT02HD0110	\$ 55
25'	MT02HD0125	\$ 90
50'	MT02HD0150	\$150
75'	MT02HD0175	\$425

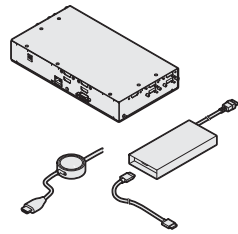


**For Canadian Pricing**  
Multiply U.S. Price by the  
Canadian price factor.  
► See page 1 for details.



# media:scape Digital Upgrade Package Standard

media:scape Digital  
Upgrade Package Standard



*Tip: Steelcase maintenance agreement (1 year) is reflected in the base price of the product.*

*Note: Customers can return their analog technology components to Steelcase for a credit. If the buyback credit option is selected, the customer is committing to returning the analog components within 45 days. If the product is not returned, the ordering dealer will be debited \$5000 to pass along to the customer. See <http://village.steelcase.com> for more information.*

*Note: Dual monitor option must be selected when choosing 8 PUCKs.*

*Note: HDMI monitor extension cables are intended for use with attached totem applications. For wall mounted monitor applications, HDMI monitor extension cables will need to be specified separately.*

Standard Includes	Required to Specify
<ul style="list-style-type: none"> <li>Need help? Product details, page 26</li> <li>8x4 Digital switcher</li> <li>Four digital PUCKs</li> <li>Digital scaler</li> <li>10' HDMI monitor extension cable</li> <li>Steelcase maintenance agreement (1 year)</li> <li>Return label and packaging (for analog technology return and recycling program)</li> </ul>	<ol style="list-style-type: none"> <li>Style number</li> <li>Maintenance agreement (see below under Required Selections)</li> <li>Buyback credit (see below under Required Selections)</li> <li>Options, if selected (see below)</li> </ol>

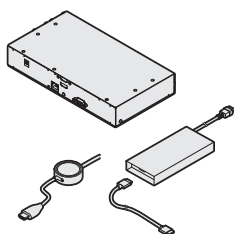
Required Selections	U.S. Price	Required to Specify
<b>Maintenance Agreement</b>	<ul style="list-style-type: none"> <li>Steelcase maintenance agreement (1 year)</li> </ul>	\$ 1650 Included in U.S. Base Price
<b>Buyback Credit</b>	<ul style="list-style-type: none"> <li>Without buyback credit</li> <li>With buyback credit</li> </ul>	No cost -\$10,500

Options		U.S. Price	Required to Specify
Dual Monitor	• Dual monitor (must select when choosing 8 PUCKs below)	+\$ 590	Specify with dual display.
PUCKs	Quantity		
	• 4 PUCKs	No cost	Specify with 4 PUCKs.
	• 6 PUCKs	+\$ 1224	Specify with 6 PUCKs.
	• 8 PUCKs	+\$ 2448	Specify with 8 PUCKs.
	Type		
	• All the same (select one type)		
	– VGA	No cost	Specify with VGA PUCK.
	– HDMI	No cost	Specify with HDMI PUCK.
	– DisplayPort	No cost	Specify with DisplayPort PUCK.
	– Mini DisplayPort	No cost	Specify with Mini DisplayPort PUCK.
	• Mixed (select type for each PUCK)		
	– VGA	No cost	Specify with VGA PUCK.
	– HDMI	No cost	Specify with HDMI PUCK.
– DisplayPort	No cost	Specify with DisplayPort PUCK.	
– Mini DisplayPort	No cost	Specify with Mini DisplayPort PUCK.	

Specification Information	
Style Number	U.S. Base Price (with Maintenance Agreement)
MT02TK	\$18,000

 **For Canadian Pricing**  
Multiply U.S. Price by the Canadian price factor.  
▶ See page 1 for details.

# media:scape Digital Upgrade Package Lite



*Tip: Steelcase maintenance agreement (1 year) is reflected in the base price of the product.*

*Note: Customers can return their analog technology components to Steelcase for a credit. If the buyback credit option is selected, the customer is committing to returning the analog components within 45 days. If the product is not returned, the ordering dealer will be debited \$5000 to pass along to the customer. See <http://village.steelcase.com> for more information.*

*Note: HDMI monitor extension cables are intended for use with attached totem applications. For wall mounted monitor applications, HDMI monitor extension cables will need to be specified separately.*

	Standard Includes	Required to Specify
► Need help? Product details, page 26	<ul style="list-style-type: none"> <li>• 4x2 Digital switcher</li> <li>• Two digital PUCKs</li> <li>• Digital scaler</li> <li>• 10' HDMI monitor extension cable</li> <li>• Steelcase maintenance agreement (1 year)</li> <li>• Return label and packaging (for analog technology return and recycling program)</li> </ul>	<ol style="list-style-type: none"> <li>1 Style number</li> <li>2 Maintenance agreement (see below under Required Selections)</li> <li>3 Buyback credit (see below under Required Selections)</li> <li>4 Options, if selected (see below)</li> </ol>

	Required Selections	U.S. Price	Required to Specify
<b>Maintenance Agreement</b>	• Steelcase maintenance agreement (1 year)	\$ 825 Included in U.S. Base Price	Specify with <i>Steelcase maintenance agreement (1 year)</i> .
<b>Buyback Credit</b>	<ul style="list-style-type: none"> <li>• Without buyback credit</li> <li>• With buyback credit</li> </ul>	No cost –\$10,500	Specify <i>without buyback credit</i> . Specify <i>with buyback credit</i> .

	Options	U.S. Price	Required to Specify
<b>Dual Monitor</b>	• Dual monitor	+\$ 590	Specify with <i>dual display</i> .
<b>PUCKs</b>	<b>Quantity</b> <ul style="list-style-type: none"> <li>• 2 PUCKs</li> <li>• 4 PUCKs</li> </ul> <b>Type</b> <ul style="list-style-type: none"> <li>• All the same (select one type) <ul style="list-style-type: none"> <li>– VGA</li> <li>– HDMI</li> <li>– DisplayPort</li> <li>– Mini DisplayPort</li> </ul> </li> <li>• Mixed (select type for each PUCK) <ul style="list-style-type: none"> <li>– VGA</li> <li>– HDMI</li> <li>– DisplayPort</li> <li>– Mini DisplayPort</li> </ul> </li> </ul>	No cost +\$ 1224  No cost No cost No cost No cost  No cost No cost No cost No cost	Specify with <i>2 PUCKs</i> . Specify with <i>4 PUCKs</i> .  Specify with <i>VGA PUCK</i> . Specify with <i>HDMI PUCK</i> . Specify with <i>DisplayPort PUCK</i> . Specify with <i>Mini DisplayPort PUCK</i> .  Specify with <i>VGA PUCK</i> . Specify with <i>HDMI PUCK</i> . Specify with <i>DisplayPort PUCK</i> . Specify with <i>Mini DisplayPort PUCK</i> .

Specification Information	
• <b>Style Number</b>	• <b>U.S. Base Price (with Maintenance Agreement)</b>
MT02TK2	\$15,000



## For Canadian Pricing

Multiply U.S. Price by the Canadian price factor.

► See page 1 for details.

*Tip: Order these PUCKs to retrofit into existing tables. PUCKs with digital connections can only connect into the media:scape switcher. If your table was purchased before February 2012, a maximum of six PUCKs with digital connections can connect into the switcher. If more than six PUCKs are connected, the switcher will not send a video signal. Please contact LineOne if you have any additional questions at 1.888.STEELCASE.*



VGA



HDMI



DisplayPort



mini DisplayPort

*Tip: These digital PUCK style numbers do not include the PUCK-to-switcher cable. The digital PUCK-to-switcher cable is universal, so the PUCK components received in this package will be able to connect to the existing cable in the application. If additional PUCK-to-switcher cables are needed, they can be ordered as service parts.*

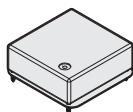
Standard Includes		Required to Specify
► Need help? Product details, page 38	<ul style="list-style-type: none"> <li>Digital PUCK</li> <li>PUCK-to-device cable</li> </ul>	Style number

Specification Information	
Style Number	U.S. Price
<b>VGA PUCK</b>	
<b>MS02PKVG01</b>	\$612
·	·
<b>HDMI PUCK</b>	
<b>MS02PKHD01</b>	\$612
·	·
<b>DisplayPort PUCK</b>	
<b>MS02PKDP01</b>	\$612
·	·
<b>mini DisplayPort PUCK</b>	
<b>MS02PKDP02</b>	\$612
·	·

# media:scape Virtual PUCK

Available now as a limited release. Please contact [virtualpuck@steelcase.com](mailto:virtualpuck@steelcase.com) for more information. Available broadly Summer 2015.



*Tip: Steelcase maintenance agreement (1 year) is reflected in the base price of the product.*

*Tip: The Virtual PUCK is designed to integrate with the media:scape digital system.*

*Tip: When specifying Virtual PUCK with media:scape mobile, an HDVC kit is also required to house the Virtual PUCK receiver inside the CODEC case.*

*Tip: A single installation of the Steelcase application server is required prior to installing the Virtual PUCK manager application. Specification information can be found on page 65.*

	Standard Includes	Required to Specify
► Need help? Product details, page 40	<ul style="list-style-type: none"> <li>Virtual PUCK receiver</li> <li>Connection cables</li> <li>Power supply</li> <li>Steelcase maintenance agreement (1 year)</li> <li>Virtual PUCK manager</li> </ul>	1 Style number 2 Maintenance agreement (see below under Required Selections) 3 Options, if selected (see below)

	Required Selections	U.S. Price	Required to Specify
<b>Maintenance Agreement</b>	<ul style="list-style-type: none"> <li>Steelcase maintenance agreement (1 year)</li> </ul>	\$450 Included in U.S. Base Price	Specify with Steelcase maintenance agreement (1 year).

	Options	U.S. Price	Required to Specify
<b>kiosk Cable Kit</b>	<ul style="list-style-type: none"> <li>kiosk cable kit</li> </ul>	+\$65	Specify with kiosk cable kit.

Specification Information			
Dimensions D	W	Style Number	U.S. Base Price (with Maintenance Agreement)
4 1/2"	4 1/2"	MS02VPK01	\$3300
:	:	:	:



**For Canadian Pricing**  
Multiply U.S. Price by the  
Canadian price factor.  
► See page 1 for details.

# Steelcase Application Server

Available now as a limited release. Please contact [virtualpuck@steelcase.com](mailto:virtualpuck@steelcase.com) for more information. Available broadly Summer 2015.

Steelcase Application Server

*Tip: One of the features of the Steelcase application server is the management of Virtual PUCK and other future Steelcase products. Only one instance is required to be installed on the customer's network. The single instance of Steelcase application server can manage all the Virtual PUCK receivers on that network.*

*Tip: Although the Steelcase application server is available at no cost, an order must be placed for a valid license. This license will ensure future access to technical support and software updates.*

Standard Includes		Required to Specify
► Need help? Product details, page 37	<ul style="list-style-type: none"> <li>Steelcase application server license</li> <li>Virtual PUCK manager and registry server</li> </ul>	Style number

Specification Information	
Style Number	U.S. Price
VS10	No cost



## For Canadian Pricing


Multiply U.S. Price by the Canadian price factor.

► See page 1 for details.



# Understanding and Specifying media:scape kiosk

	
Statement of Line	68

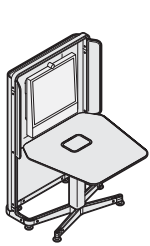
	
Product Details	
media:scape kiosk	70
media:scape kiosk with HDVC	72
Dimensions—media:scape kiosk	74

	
Specifying	
media:scape kiosk	76

# Statement of Line

media:scape kiosk

## media:scape kiosk



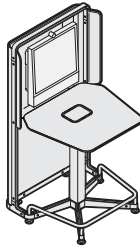
### kiosk Desk-Height

Understanding

▶ Page 70

Specifying

▶ Page 76



### kiosk Stool-Height

Understanding

▶ Page 70

Specifying

▶ Page 76

## media:scape PUCKs




### VGA

Understanding

▶ Page 38

Specifying

▶ Page 63



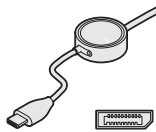
### HDMI

Understanding

▶ Page 38

Specifying

▶ Page 63



### DisplayPort

Understanding

▶ Page 38

Specifying

▶ Page 63



### mini DisplayPort

Understanding

▶ Page 38

Specifying

▶ Page 63





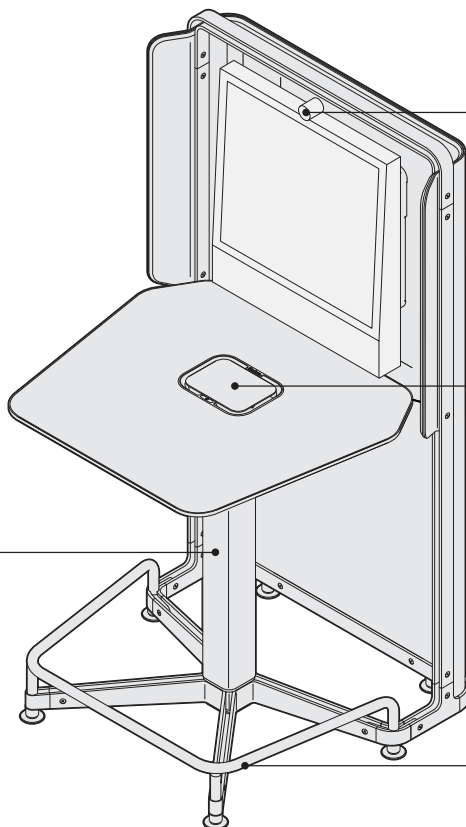
# media:scape kiosk

**media:scape kiosk** is tailored to meet the needs of video collaboration for the individual. It is optimized for one user, but can host two users. media:scape kiosk can support casual, quick, informative conversations in the open plan, or evaluative working sessions in a small enclave. kiosk enhances collaboration, bringing together local and global teams to maximize organizational and individual potential.

► Specifying, page 76

**media:scape kiosk** is completely self-contained, eliminating the need to route cables through walls and floors.

**Base** is available in three finishes and includes the column. A storage compartment is included to house power cord when being transported.



**Camera placement** creates optimal sight lines and framing for users.

**Media well** offers two power outlets and two PUCKs.

**Foot ring** on standing-height version provides comfort while standing.

## Product Details

**kiosk** is available in two versions – stool-height or desk-height.

**media:scape kiosk** includes two PUCKs for content sharing while collaborating on video.

## Steelcase Maintenance Agreement

**media:scape kiosk** includes a one year Steelcase maintenance agreement to provide an enhanced support system for media:scape settings with digital components. The maintenance agreement covers:

- software/firmware enhancements
- expedited shipping for hardware replacements
- prioritized technical support

**Maintenance agreement renewal** options are available for one, two, and three year periods.

► Specifying, page 164

## Wiring and Cabling

**media:scape kiosk** requires power and two network connections (for both the digital switcher and CODEC).

## Mounting Options

**kiosk** can be specified with mounting hardware for the Cisco EX90 or a 32" display.

Surface Materials

Surface

- Laminate
- Wood veneer

Edge

- Plastic – laminate surfaces
- Wood veneer – wood veneer surfaces

Totem infill

- Paint

Shroud infill

- Fabric

Base

- Paint

Column

- Painted to match base

Media well covers

- Painted to match base

Totem frame

- Painted to match base

Foot ring

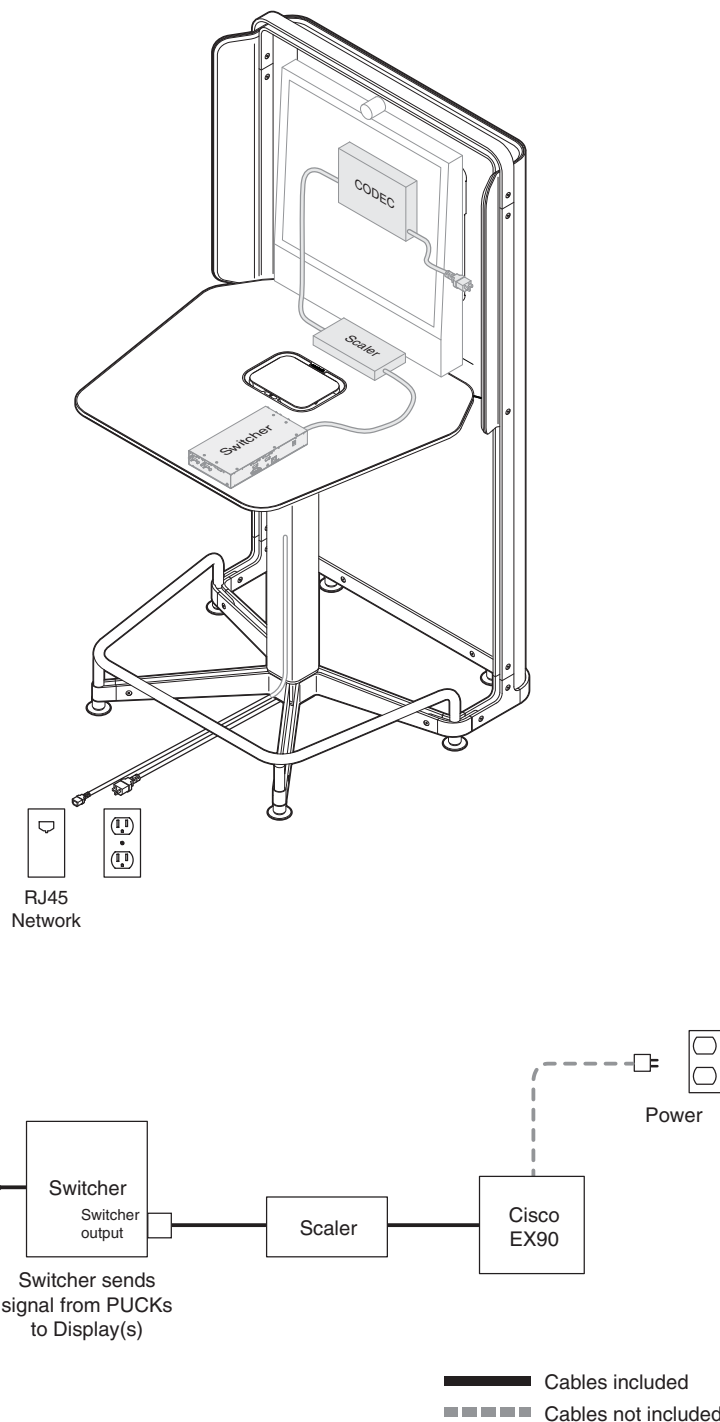
- Stainless steel

# media:scape kiosk with HDVC

## Integration with Cisco EX90

**media:scape kiosk** is optimized for integration with the Cisco EX90 or a Polycom Group series CODEC with a 32" display. Monitor, camera, and CODEC are not included.

**media:scape kiosk** requires both power and two network connections (for both the digital switcher and for the CODEC).

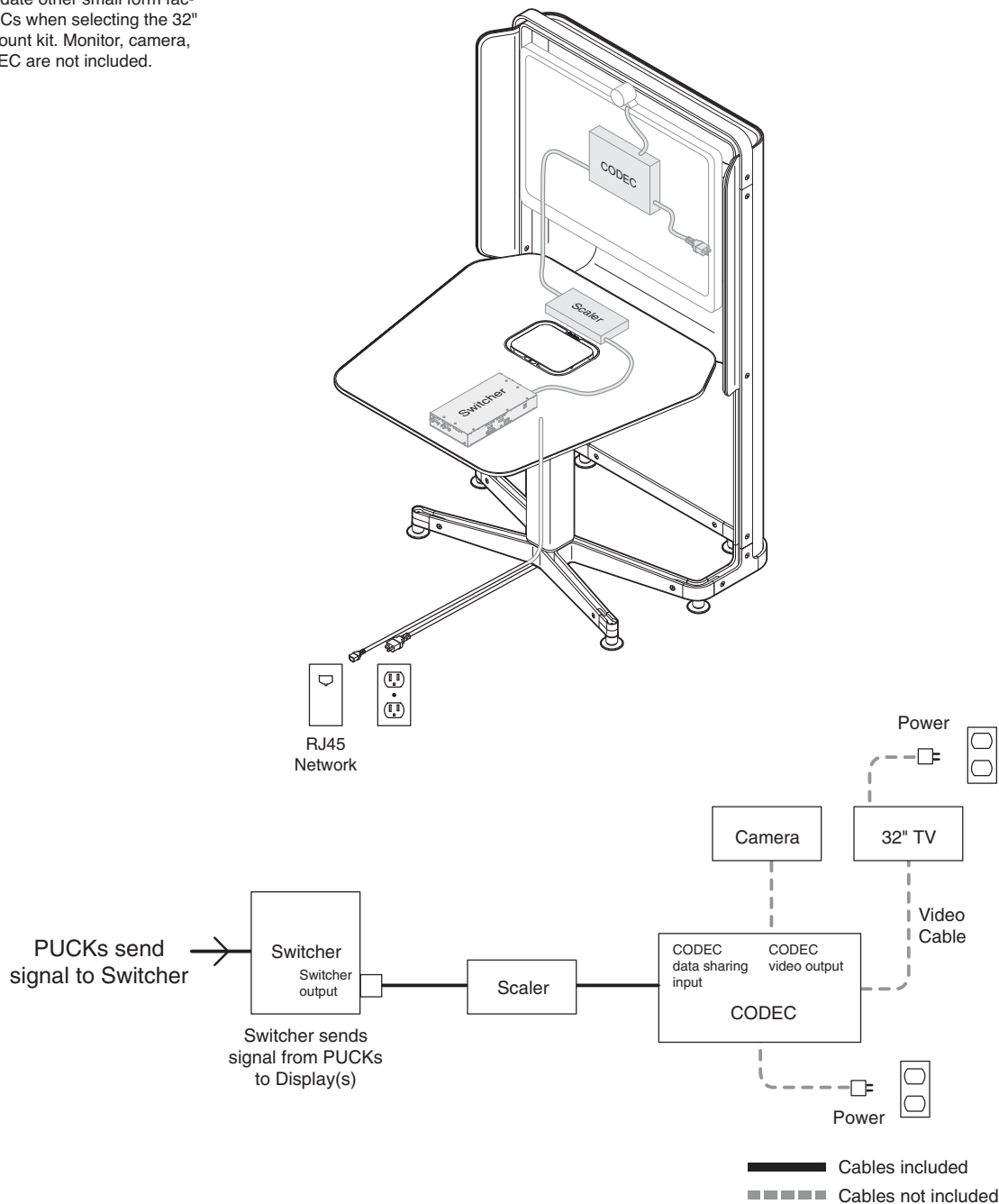


# media:scape kiosk with HDVC

Integration with 32" Display and Small CODEC

media:scape kiosk  
with HDVC

**media:scape kiosk** can also accommodate other small form factor CODECs when selecting the 32" display mount kit. Monitor, camera, and CODEC are not included.



## Internal Engine Cover Dimensions

	32" Display	Cisco EX90
Depth	3"	3"
Width	10"	10"
Height	11 <sup>3</sup> / <sub>5</sub> "	11 <sup>3</sup> / <sub>5</sub> "

*Tip: All CODECs may not fit. Check to be sure the dimensions of the CODEC do not exceed the space inside the engine cover.*

# Dimensions

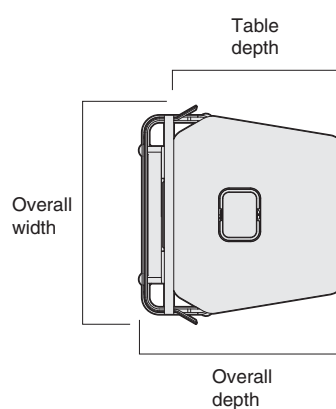
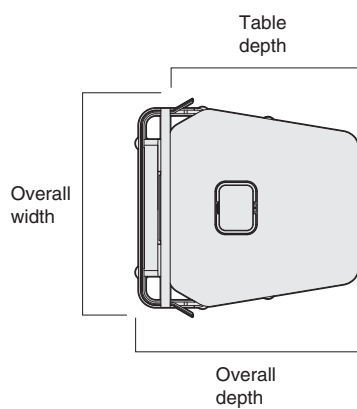
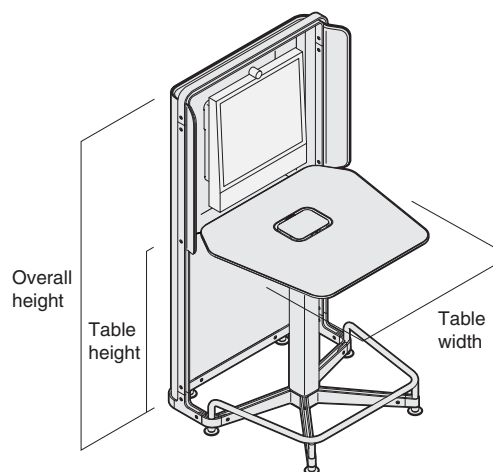
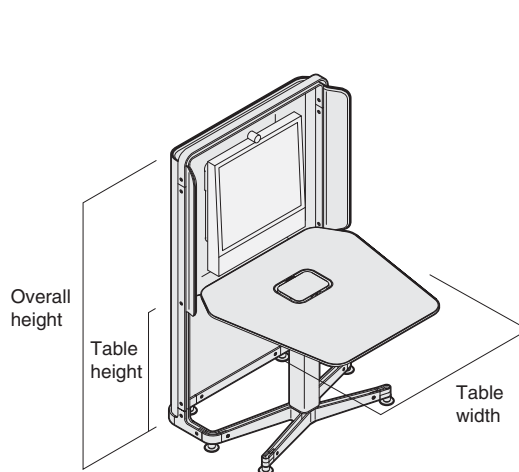
media:scape kiosk

## Actual Dimensions

	Desk-Height kiosk	Stool-Height kiosk
Overall depth	38"	35"
Overall width	38"	38"
Overall height	59"	68"

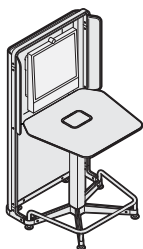
### Table:

Depth	33"	30"
Width	34"	34"
Height	29"	39"





# media:scape kiosk



► Need help?  
Product details,  
page 70

## Standard Includes


- kiosk: High-Pressure Laminate surface with 3 mm plastic edge on all sides
- Two PUCKs
- Base, feet, column, totem, frame, and media well: paint
- Totem infill: paint group 1
- Shroud infill: fabric price group 7
- Foot ring: stainless steel
- Display mounting hardware kit
- Steelcase maintenance agreement (1 year)

## Required to Specify

- 1 Style number
  - 2 Laminate color number for surface
  - 3 Plastic color number for edges on laminate surface
  - 4 Paint color number for kiosk base, feet, column, totem frame, and media well:  
4140 Arctic White Gloss  
4799 Platinum Metallic  
4803 Near Black Metallic
  - 5 Paint color number for totem infill
  - 6 Fabric color number for shroud infill:  
RE03 Pebble  
RE05 Beige  
RE08 Concrete Grey
  - 7 Maintenance agreement (see below under Required Selections)
  - 8 Display mounting hardware (see below under Required Selections)
  - 9 PUCKs (see below under Required Selections)
  - 10 Options, if selected (see below)
- See *Surface Materials*, page 154.

*Tip: Steelcase maintenance agreement (1 year) is reflected in the base price of the product.*

*Tip: When specifying mixed PUCKs, please use the image below as a guide:*



	Required Selections	U.S. Price	Required to Specify
<b>Maintenance Agreement</b>	<ul style="list-style-type: none"> <li>• Steelcase maintenance agreement (1 year)</li> </ul>	\$825 Included in U.S. Base Price	Specify with <i>Steelcase maintenance agreement (1 year)</i> .
<b>Display Mounting Hardware</b>	<ul style="list-style-type: none"> <li>• Mounting hardware for 32" Display</li> <li>• Mounting hardware for Cisco EX90</li> </ul>	No cost No cost	Specify with <i>mounting hardware for 32" display</i> . Specify with <i>mounting hardware for Cisco EX90</i> .
<b>PUCKs</b>	<p><b>All PUCKs same type</b></p> <ul style="list-style-type: none"> <li>• VGA</li> <li>• HDMI</li> <li>• DisplayPort</li> <li>• Mini DisplayPort</li> </ul> <p><b>Mixed PUCK types</b></p> <ul style="list-style-type: none"> <li>• PUCK 1                             <ul style="list-style-type: none"> <li>- VGA</li> <li>- HDMI</li> <li>- DisplayPort</li> <li>- Mini DisplayPort</li> </ul> </li> <li>• PUCK 2                             <ul style="list-style-type: none"> <li>- VGA</li> <li>- HDMI</li> <li>- DisplayPort</li> <li>- Mini DisplayPort</li> </ul> </li> </ul>	No cost No cost No cost No cost No cost No cost No cost No cost No cost No cost	Specify with <i>VGA PUCKs</i> . Specify with <i>HDMI PUCKs</i> . Specify with <i>DisplayPort PUCKs</i> . Specify with <i>Mini DisplayPort PUCKs</i> . Specify with <i>VGA PUCK</i> . Specify with <i>HDMI PUCK</i> . Specify with <i>DisplayPort PUCK</i> . Specify with <i>Mini DisplayPort PUCK</i> . Specify with <i>VGA PUCK</i> . Specify with <i>HDMI PUCK</i> . Specify with <i>DisplayPort PUCK</i> . Specify with <i>Mini DisplayPort PUCK</i> .

	Options	U.S. Price	Required to Specify
<b>Surface Materials</b>	<p><b>High-Pressure Laminate Surface</b></p> <ul style="list-style-type: none"> <li>• Open line laminate</li> </ul> <p><b>Wood veneer surface</b></p> <ul style="list-style-type: none"> <li>• Wood veneer surface with wood veneer edges</li> <li>• Premium wood 2 veneer surface with wood veneer edges</li> <li>• Premium wood 3 veneer surface with wood veneer edges</li> <li>• Customiz stain</li> <li>• Full-fill finish</li> </ul>	+ \$ 67 +\$404 +\$470 +\$639 No cost +\$ 67	<p>► See <i>Surface Materials Reference Manual</i>.</p> <p>Specify with <i>wood veneer</i> and indicate wood color number. Specify Premium wood 2 finish number. Specify Premium wood 3 finish number. Specify with <i>Customiz stain</i>. ► See <i>Surface Materials Reference Manual</i>. Specify ful-fill finish number.</p>



**For Canadian Pricing**  
Multiply U.S. Price by the Canadian price factor.  
► See page 1 for details.

► Options, continued on next page



## ► Options, continued from previous page

	Options	U.S. Price	Required to Specify
<b>Surface Materials, continued</b>	<b>Painted aluminum infill</b>		
	• Paint price group 1	No cost	Specify paint color number.
	• Paint price group 2	+\$ 33	Specify paint color number.
	• Paint price group 3	+\$109	Specify paint color number.

**Specification Information**

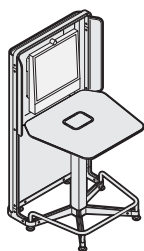
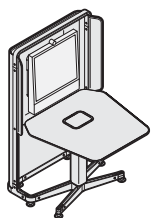
Dimensions			Style	U.S. Base
D	W	H	Number	Price (with Maintenance Agreement)
:	:	:	:	:

**Desk-Height**

38"	38"	59"	<b>MT02DK</b>	\$15,900
:	:	:	:	:

**Stool-Height**

35"	38"	68"	<b>MT02SK</b>	\$17,650
:	:	:	:	:



 **For Canadian Pricing**  
 Multiply U.S. Price by the  
 Canadian price factor.  
 ► See page 1 for details.



# Understanding and Specifying media:scape mini and mobile

Statement of Line	80
-------------------	----

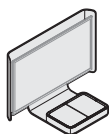
Product Details	
media:scape mini and mobile	82
media:scape mobile with HDVC	84
Dimensions—media:scape mini and mobile	86

Specifying	
media:scape mini	87
media:scape mobile	88
HDVC Kit	89

# Statement of Line

media:scape mini and mobile

## mini and mobile



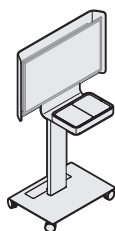
### mini

Understanding

▶ Page 82

Specifying

▶ Page 87



### mobile

Understanding

▶ Page 82

Specifying

▶ Page 88

## media:scape PUCKs



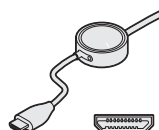
### VGA

Understanding

▶ Page 38

Specifying

▶ Page 63



### HDMI

Understanding

▶ Page 38

Specifying

▶ Page 63



### DisplayPort

Understanding

▶ Page 38

Specifying

▶ Page 63



### mini DisplayPort

Understanding

▶ Page 38

Specifying

▶ Page 63



# media:scape mini and mobile

**media:scape mini** can be placed on top of any surface to transform spaces into collaborative work environments, extending the media:scape experience to smaller, existing settings.

► Specifying, page 87

## **media:scape mini**

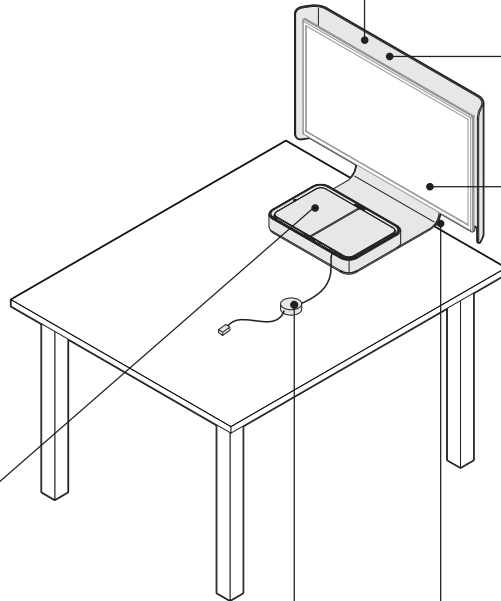
comes with four PUCKs available in VGA, HDMI, DisplayPort, and mini DisplayPort connectors.

► For media:scape PUCKs Understanding, see page 38

**media:scape mini** sets on the worksurfaces and does not require any attachments. For added security, mini can be bolted or locked to the worksurface.

**Media well** houses four power receptacles, a power button, PUCKs, and has a hinged cover.

**Weight of media:scape mini** is 90 lbs with the 40" shroud, and 94 lbs with the 42" shroud (monitor not included).



**Shroud** comes standard, and is easy to remove to provide access to technologies components.

**Monitor** is not included. media:scape mini has been optimized for either 40" or 42" LED monitors. For monitor selection criteria and recommendations, go to: [www.steelcase.com/mediascape](http://www.steelcase.com/mediascape).

**When using a 40" or 42" monitor that is not recommended by Steelcase**, utilize the included hardware kit for mounting which provides all necessary cables and hardware to be used with mini. Monitors must be CEC compliant with an HDMI input. It is recommended that the monitor be commercial grade or equivalent.

**The power cord on mini** extends 7' out the back of the base.

**PUCKs** (Personal User Control Key) enable the seamless flow of information between team members. PUCKs may be specified as VGA, HDMI, DisplayPort, or Mini DisplayPort.

► For media:scape PUCKs Understanding, see page 38

### media:scape mobile

allows users to apply media:scape in a diverse range of settings — from hospitality to education, business, and healthcare — wherever collaboration might occur.

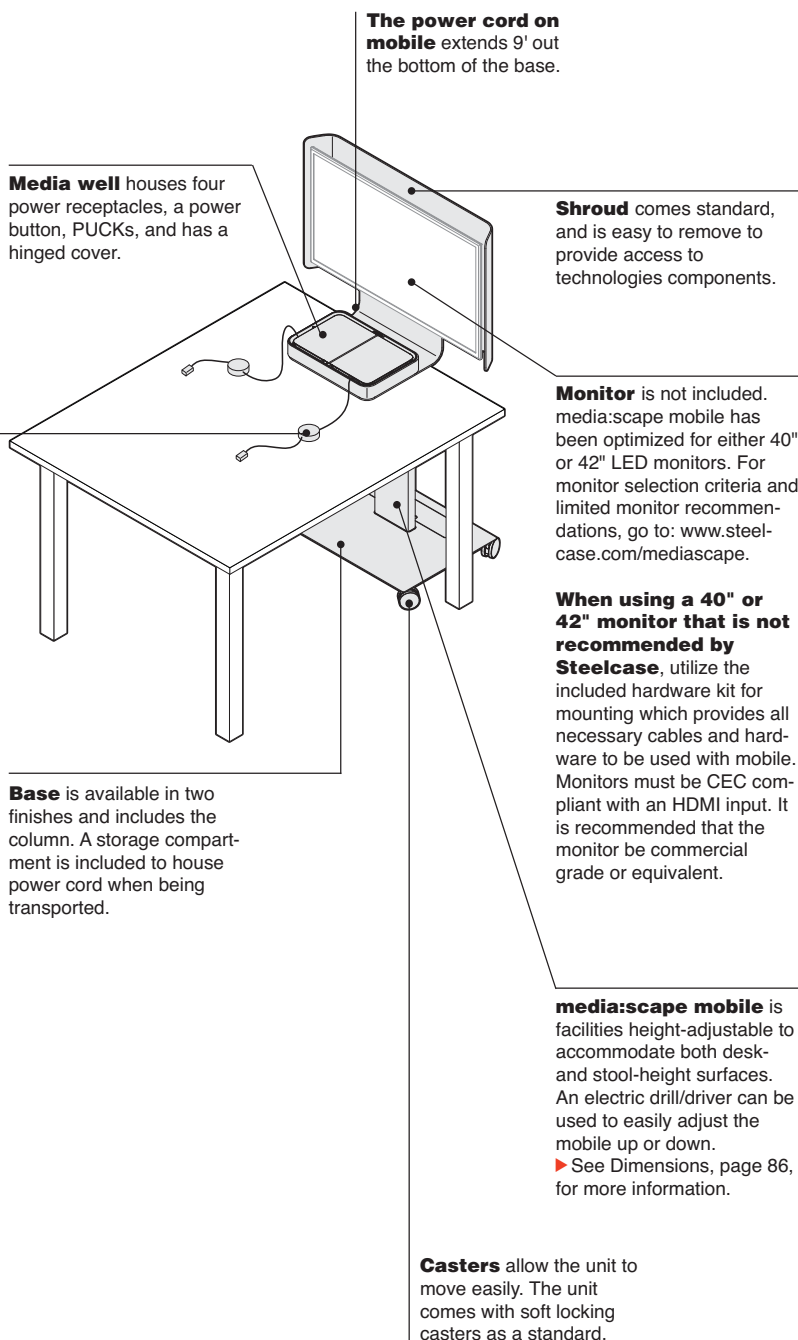
► Specifying, page 88

### media:scape mobile

can be wheeled up to any worksurface and should be placed with media well floating above the worksurface.

**PUCKs** (Personal User Control Key) enable the seamless flow of information between team members. PUCKs may be specified as VGA, HDMI, DisplayPort, or Mini DisplayPort.

► For media:scape PUCKs Understanding, see page 38



## Product Details

### Built-in security holes

allow monitors in media:scape mini and mobile to be secured using a Kensington lock.

### Steelcase Maintenance Agreement

**media:scape mini and mobile** include a one year Steelcase maintenance agreement to provide an enhanced support system for media:scape settings with digital components. The maintenance agreement covers:

- software/firmware enhancements
- expedited shipping for hardware replacements
- prioritized technical support

**Maintenance agreement renewal** options are available for one, two, and three year periods.

► Specifying, page 164

## Power and Data

**Power** is included.

## Surface Materials

**Base**  
• Paint

**Shroud, bridge, and media well**

• Paint to match base

media:scape mini  
and mobile

# media:scape mobile with HDVC

**media:scape mobile** can host video conferencing solutions. The HDVC kit includes a CODEC case, top-mount and under-mount camera ledges, a HDMI cable, and a hardware package. Monitor and camera are not included.

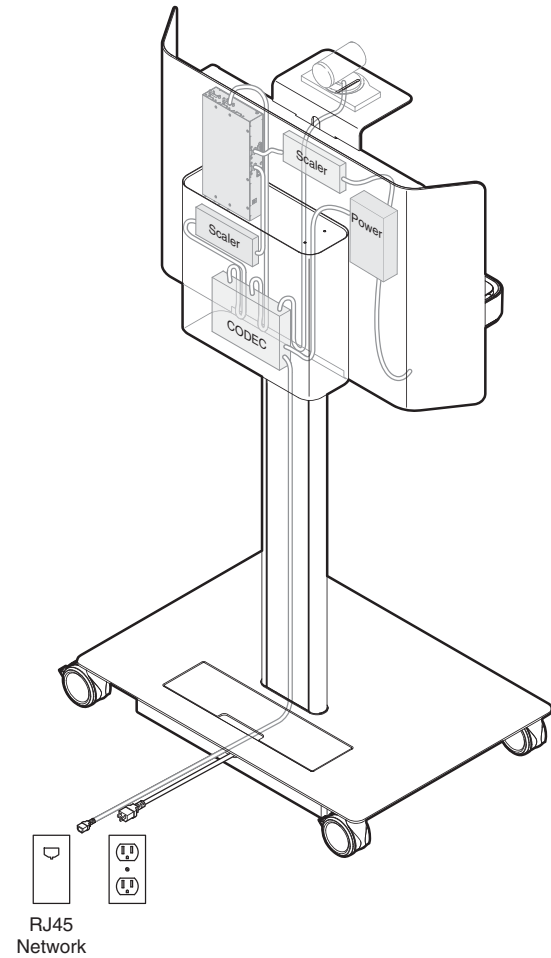
► Specifying, page 88

**The CODEC case** is designed for simplified installation of HDVC video conferencing with media:scape mobile. The location of the CODEC case allows easy access to all necessary connections when the shroud is removed.

**The CODEC case** is 5¾" thick to accommodate most CODECs. The perforated cover lets heat dissipate from the CODEC and allows access to hardware for services.

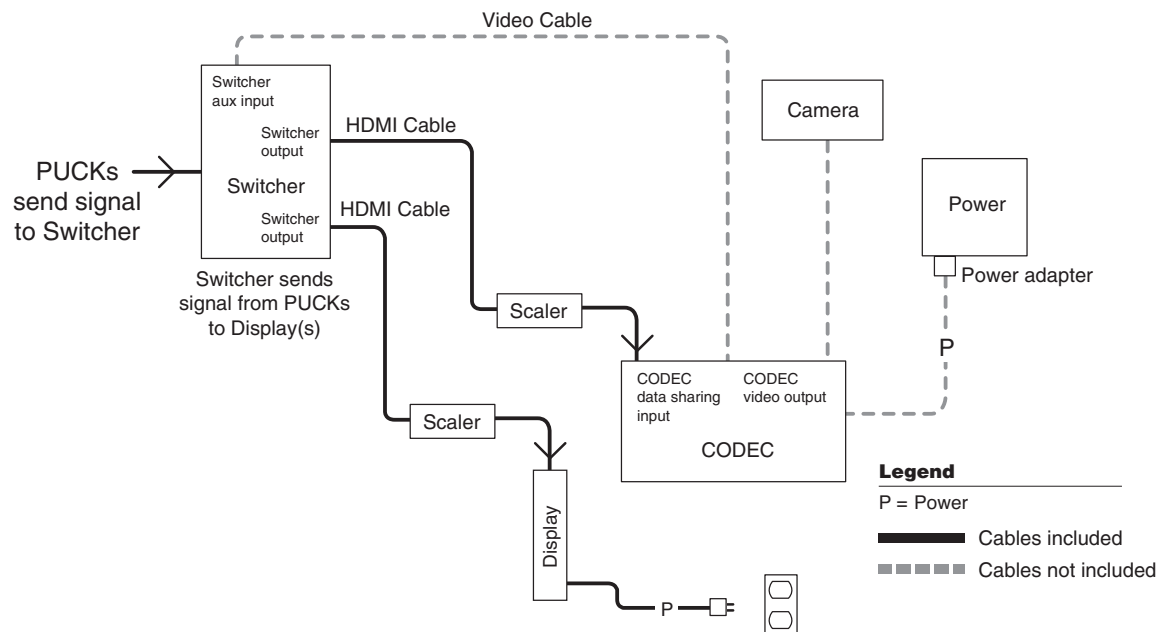
*Tip: All CODECs may not fit. Check the dimensions of the CODEC before ordering CODEC case.*

*Tip: The HDVC kit, an additional scaler, and an HDMI cable are needed when integrating with an HD videoconferencing CODEC.*

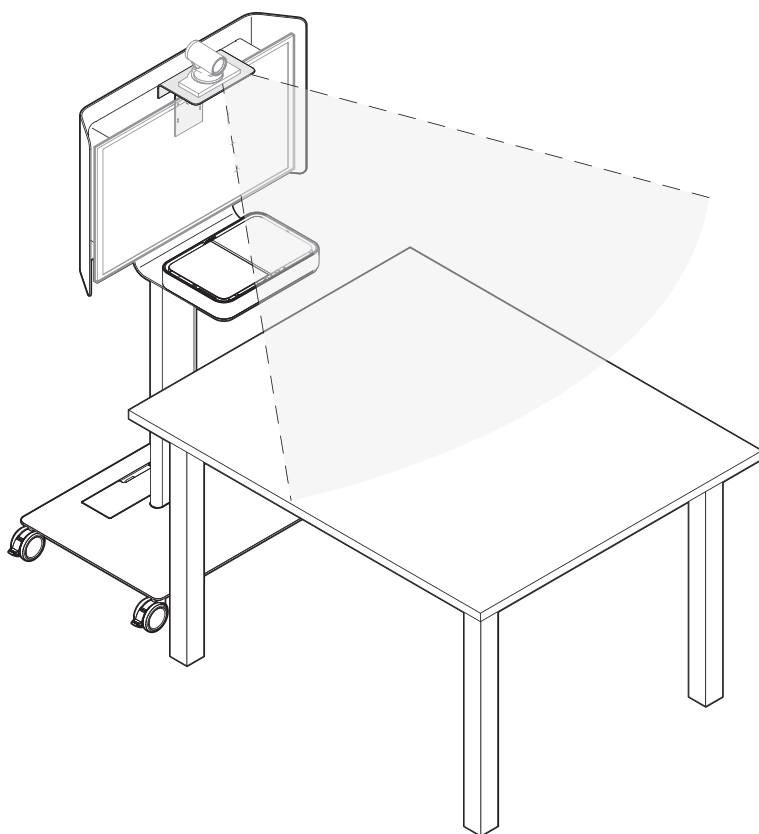


## Actual Dimensions

CODEC Case	Outer Dimensions	Inner Dimensions
Depth	5¾"	5⅛"
Width	17"	14⅜"
Height	16"	12⅝"

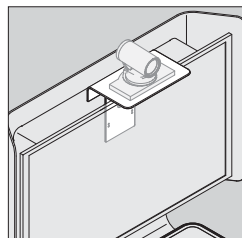




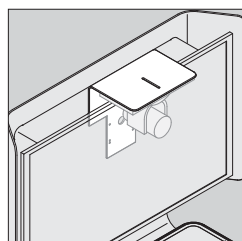


*Tip: Sight lines will vary based on camera, mounting position, and distance from participants.*

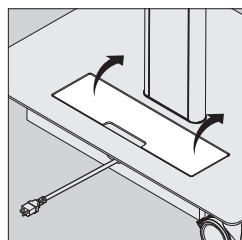
## Product Details



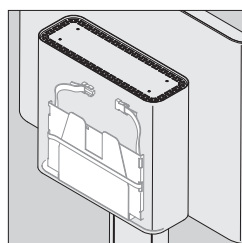
**Top-mount camera ledge** supports most industry standard HDVC cameras. Depth is 7" and width is 11 1/8".



**Under-mount camera ledge** accommodates most industry standard HDVC cameras. Depth is 8" and width is 11 1/8".



**Flip-up door in base** provides easy access to a power and data cables storage compartment.



**A tether buckle** is included to secure the CODEC. A Kensington lock is not included but recommended for security.

## Surface Materials

**HDVC kit**  
• Paint

# Dimensions

media:scape mini and mobile

## Actual Dimensions

	40" mini	42" mini	40" mobile	42" mobile
Overall width	40"	43"	40"	43"
Overall height	28"	30½"	56½"–70½"	59"–73"
Overall depth	21"	21"	20"	20"
Overall interior width	37½"	40½"	37½"	40½"

### Media well dimensions:

Width (all applications) 18¼"

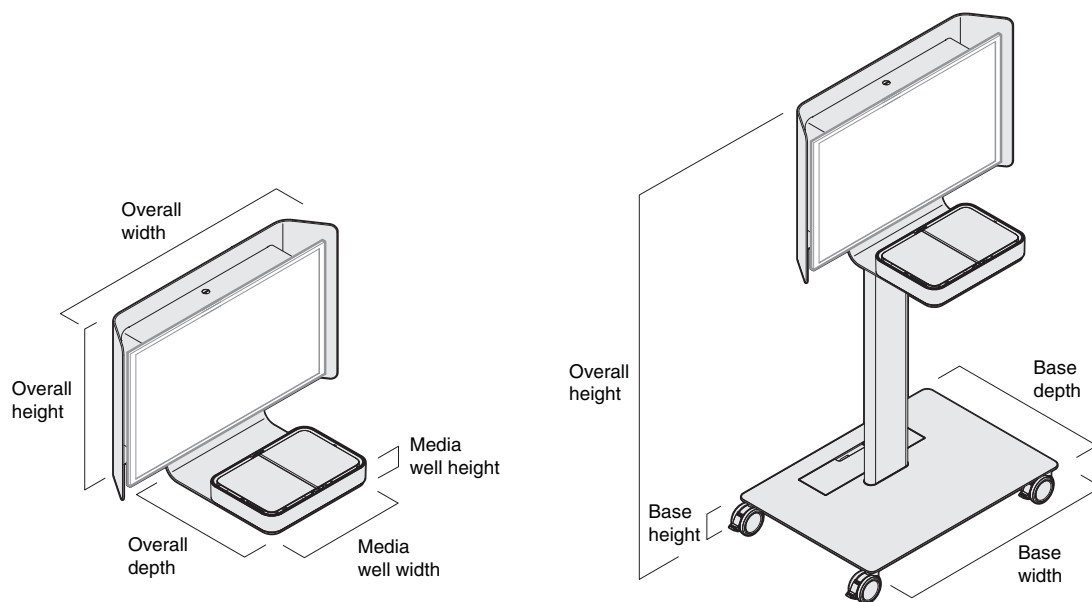
Height (all applications) 3¾"

### Mobile only dimensions:

Base depth 26½"

Base width 36"

Base height 5"





► Need help?  
Product details,  
page 82

## Standard Includes

- Shroud, bridge, and media well: paint
- Four PUCKs
- Monitor hardware kit
- Steelcase maintenance agreement (1 year)

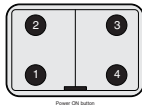
## Required to Specify

- 1 Style number
- 2 Paint color number for shroud, bridge, and media well:
  - 4140 Arctic White Gloss
  - 4803 Near Black Metallic
- 3 Maintenance agreement (see below under Required Selections)
- 4 Shroud size (see below under Required Selections)
- 5 PUCKs (see below under Required Selections)

*Tip: Steelcase maintenance agreement (1 year) is reflected in the base price of the product.*

	Required Selections	U.S. Price	Required to Specify
<b>Maintenance Agreement</b>	<ul style="list-style-type: none"> <li>• Steelcase maintenance agreement (1 year)</li> </ul>	\$825 Included in U.S. Base Price	Specify with <i>Steelcase maintenance agreement (1 year)</i> .
<b>Shroud Size</b>	<ul style="list-style-type: none"> <li>• Shroud for 40" monitor</li> <li>• Shroud for 42" monitor</li> </ul>	No cost No cost	Specify with <i>shroud for 40" monitor</i> . Specify with <i>shroud for 42" monitor</i> .
<b>PUCKs</b>	<p><b>All PUCKs same type</b></p> <ul style="list-style-type: none"> <li>• VGA</li> <li>• HDMI</li> <li>• DisplayPort</li> <li>• Mini DisplayPort</li> </ul> <p><b>Mixed PUCK types</b></p> <ul style="list-style-type: none"> <li>• PUCK 1                             <ul style="list-style-type: none"> <li>- VGA</li> <li>- HDMI</li> <li>- DisplayPort</li> <li>- Mini DisplayPort</li> </ul> </li> <li>• PUCK 2                             <ul style="list-style-type: none"> <li>- VGA</li> <li>- HDMI</li> <li>- DisplayPort</li> <li>- Mini DisplayPort</li> </ul> </li> <li>• PUCK 3                             <ul style="list-style-type: none"> <li>- VGA</li> <li>- HDMI</li> <li>- DisplayPort</li> <li>- Mini DisplayPort</li> </ul> </li> <li>• PUCK 4                             <ul style="list-style-type: none"> <li>- VGA</li> <li>- HDMI</li> <li>- DisplayPort</li> <li>- Mini DisplayPort</li> </ul> </li> </ul>	No cost No cost No cost No cost  No cost No cost No cost No cost  No cost No cost No cost No cost  No cost No cost No cost No cost	Specify with <i>VGA PUCKs</i> . Specify with <i>HDMI PUCKs</i> . Specify with <i>DisplayPort PUCKs</i> . Specify with <i>Mini DisplayPort PUCKs</i> .  Specify with <i>VGA PUCK</i> . Specify with <i>HDMI PUCK</i> . Specify with <i>DisplayPort PUCK</i> . Specify with <i>Mini DisplayPort PUCK</i> .  Specify with <i>VGA PUCK</i> . Specify with <i>HDMI PUCK</i> . Specify with <i>DisplayPort PUCK</i> . Specify with <i>Mini DisplayPort PUCK</i> .  Specify with <i>VGA PUCK</i> . Specify with <i>HDMI PUCK</i> . Specify with <i>DisplayPort PUCK</i> . Specify with <i>Mini DisplayPort PUCK</i> .

*Tip: When specifying mixed PUCKs, please use the image below as a guide:*



## Specification Information

Dimensions	Style	U.S. Base
D W	Number	Price (with Maintenance Agreement)
21" 40"	MO2MINIA	\$12,263

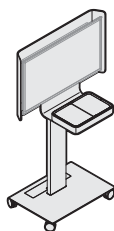


### For Canadian Pricing

Multiply U.S. Price by the Canadian price factor.

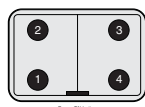
► See page 1 for details.

# media:scape mobile



*Tip: Steelcase maintenance agreement (1 year) is reflected in the base price of the product.*

*Tip: When specifying mixed PUCKs, please use the image below as a guide:*



Standard Includes	Required to Specify
<ul style="list-style-type: none"> <li>▶ Need help? Product details, page 82</li> <li>• Base, shroud, bridge, and media well: paint</li> <li>• Four PUCKs</li> <li>• 3"-diameter soft casters: grey with black edge only</li> <li>• Monitor hardware kit</li> <li>• Steelcase maintenance agreement (1 year)</li> </ul>	<ol style="list-style-type: none"> <li>1 Style number</li> <li>2 Paint color number for base, shroud, bridge, and media well:               <ul style="list-style-type: none"> <li>4140 Arctic White Gloss</li> <li>4803 Near Black Metallic</li> </ul> </li> <li>3 Maintenance agreement (see below under Required Selections)</li> <li>4 Shroud size (see below under Required Selections)</li> <li>5 PUCKs (see below under Required Selections)</li> <li>6 Options, if selected (see below)</li> </ol>

	Required Selections	U.S. Price	Required to Specify
Maintenance Agreement	• Steelcase maintenance agreement (1 year)	\$ 825 Included in U.S. Base Price	Specify with <i>Steelcase maintenance agreement (1 year)</i> .
Shroud Size	• Shroud for 40" monitor • Shroud for 42" monitor	No cost No cost	Specify with <i>shroud for 40" monitor</i> . Specify with <i>shroud for 42" monitor</i> .
PUCKs	<b>All PUCKs same type</b>		
	• VGA • HDMI • DisplayPort • Mini DisplayPort	No cost No cost No cost No cost	Specify with <i>VGA PUCKs</i> . Specify with <i>HDMI PUCKs</i> . Specify with <i>DisplayPort PUCKs</i> . Specify with <i>Mini DisplayPort PUCKs</i> .
	<b>Mixed PUCK types</b>		
	• PUCK 1		
	- VGA	No cost	Specify with <i>VGA PUCK</i> .
	- HDMI	No cost	Specify with <i>HDMI PUCK</i> .
	- DisplayPort	No cost	Specify with <i>DisplayPort PUCK</i> .
	- Mini DisplayPort	No cost	Specify with <i>Mini DisplayPort PUCK</i> .
	• PUCK 2		
	- VGA	No cost	Specify with <i>VGA PUCK</i> .
	- HDMI	No cost	Specify with <i>HDMI PUCK</i> .
	- DisplayPort	No cost	Specify with <i>DisplayPort PUCK</i> .
	- Mini DisplayPort	No cost	Specify with <i>Mini DisplayPort PUCK</i> .
	• PUCK 3		
	- VGA	No cost	Specify with <i>VGA PUCK</i> .
	- HDMI	No cost	Specify with <i>HDMI PUCK</i> .
	- DisplayPort	No cost	Specify with <i>DisplayPort PUCK</i> .
	- Mini DisplayPort	No cost	Specify with <i>Mini DisplayPort PUCK</i> .
	• PUCK 4		
	- VGA	No cost	Specify with <i>VGA PUCK</i> .
	- HDMI	No cost	Specify with <i>HDMI PUCK</i> .
	- DisplayPort	No cost	Specify with <i>DisplayPort PUCK</i> .
	- Mini DisplayPort	No cost	Specify with <i>Mini DisplayPort PUCK</i> .

Options	U.S. Price	Required to Specify
<b>HDVC</b>	<ul style="list-style-type: none"> <li>• HDVC kit</li> </ul>	+\$1428 Specify with <i>HDVC kit</i> .

Specification Information			
Dimensions	Style Number	U.S. Base Price (with Maintenance Agreement)	
D W H			
20" 40" 56½" – 70½"	<b>M02MOBILEA</b>	\$15,833	

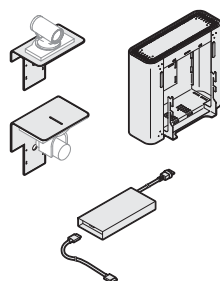


**For Canadian Pricing**  
Multiply U.S. Price by the Canadian price factor.  
▶ See page 1 for details.

# HDVC Kit

For Use with media:scape mobile

HDVC Kit



Standard Includes		Required to Specify
<ul style="list-style-type: none"><li>• Top-mount camera ledge</li><li>• Under-mount camera ledge</li><li>• CODEC case</li><li>• Scaler</li><li>• HDMI cable</li><li>• Hardware package</li></ul>		<ul style="list-style-type: none"><li>1 Style number</li><li>2 Paint color number:<ul style="list-style-type: none"><li>4140 Arctic White Gloss</li><li>4803 Near Black Metallic</li></ul></li></ul>
Specification Information		
• Style • Number	• U.S. • Price	
M02MOBILEHK	\$1428	




media:scape mini  
and mobile

  
**For Canadian Pricing**  
Multiply U.S. Price by the  
Canadian price factor.  
▶ See page 1 for details.



---

# Understanding and Specifying ScapeSeries Tables

	
<b>Statement of Line</b>	<b>92</b>
	
<b>Product Details</b>	
ScapeSeries Tables	<b>93</b>
	
<b>Specifying</b>	
ScapeSeries Tables	<b>94</b>
Power and Data Strip	<b>95</b>

# Statement of Line

ScapeSeries Tables

## ScapeSeries Tables



### Desk-Height

Understanding

▶ Page 93

Specifying

▶ Page 94




### Stool-Height

Understanding

▶ Page 93

Specifying

▶ Page 94



### Power and Data Strip

Understanding

▶ Page 93

Specifying

▶ Page 95



## ScapeSeries table

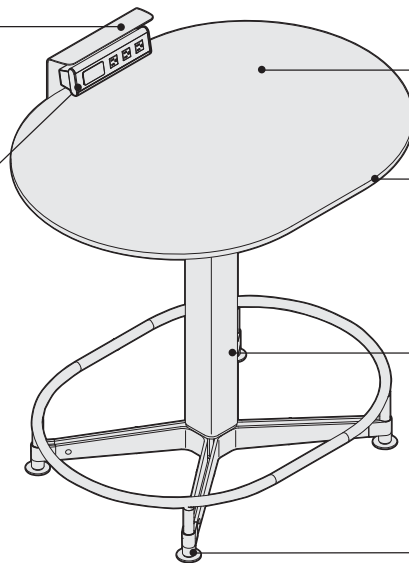
supplies power to users and invites others to walk up and collaborate in multiple postures. It combines cornerless curves with straight sides that may dock alongside walls more effectively than typical round café tables, resulting in a more thoughtful relationship between workspaces, users, and the interior architecture.

► Specifying, page 94

**Shroud** comes standard with the table. It clamps to the underside of the work surface and conceals the power and data strip.

**Power and data strip** includes three simplex receptacles and space for customer supplied voice/data outlets. It is not included with the table and needs to be specified separately.

► See page 95



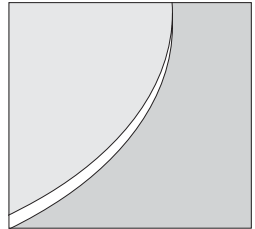
**Surfaces** are available in both laminate and veneer.

**Profile surfaces** have a 3 mm edge banding along all sides.

**Base** is available in three finishes and includes a column and legs. A stainless steel foot ring is standard on the stool-height tables.

**Glides** provide 1" of adjustment for leveling.

## Product Details



**Laminate surface edges** are plastic and finish selection is available.

► See *Recommended Surface Edge Finishes*, page 161, for recommendations.

**Veneer surface edges** are veneer and match the top surface.

## Power and Data

**Power and data strip** is ordered separately. Cables are routed along the underside of the work surface and down the column. Electrical specifications are: ~120V, 15A, 180W, and 60HZ.

## Surface Materials

### Surface

- Laminate
- Wood veneer

### Edge

- Plastic – laminate surfaces
- Wood veneer – wood veneer surfaces

### Base

- Paint

### Column and shroud

- Paint to match base

### Foot ring

- Stainless steel

### Power and data strip

- 8043 Clear Anodized Aluminum cover with black faceplate

## Actual Dimensions

Depth	32"
Width	42"
Thickness	¾"
Desk Height	29"
Stool Height	38"

## Power and Data Strip

Depth	2¼"
Width	10¼"
Height	3"

# ScapeSeries Tables

*Tip: If ordering shroud, remember to order a power strip, style number SSBPDSWSPL.*  
 ▶ Page 95

*Tip: media:scape technologies (PUCKs) is not included.*

▶ For media:scape tables, see pages 42-52.

Standard Includes	Required to Specify
▶ Need help? Product details, page 93 • Table: High-Pressure Laminate surface with 3 mm plastic edge on all sides • Column, table base, legs, and shroud: paint • Foot ring, if stool-height selected: 803S Stainless Steel only	1 Style number 2 Laminate color number for surface 3 Plastic color number for edges on laminate surface 4 Paint color for column, table base, legs, and shroud: 4140 Arctic White Gloss 4799 Platinum Metallic 4803 Near Black Metallic 5 Options, if selected (see below) ▶ See <i>Surface Materials</i> , page 154.

Options	U.S. Price	Required to Specify
<b>Surface Materials</b> <b>High-Pressure Laminate tables</b> • Open Line laminate	+\$ 67 plus cost of laminate	▶ See <i>Surface Materials Reference Manual</i> .
<b>Wood veneer tables</b> • Wood veneer surface with wood veneer edges (3 mm edge profile) • Premium wood 2 veneer surface with wood veneer edges (3 mm edge profile) • Premium wood 3 veneer surface with wood veneer edges (3 mm edge profile) • Customiz stain • Full-fill finish	+\$174 +\$124 +\$311 No cost +\$ 52	Specify <i>with wood veneer</i> and indicate wood color number. Specify Premium wood 2 finish number. Specify Premium wood 3 finish number. Specify <i>with Customiz stain</i> . ▶ See <i>Surface Materials Reference Manual</i> . Specify full-fill finish number.
<b>Shroud</b> • Omit shroud	-\$ 31	Specify <i>omit shroud</i> .

Specification Information		
Dimensions	Style	U.S.
D W H	Number	Base Price
•••	•••	•••

## Desk-Height


32"	42"	29"	<b>SSTD3242</b>	\$1632
•	•	•	•	•

## Stool-Height

32"	42"	38"	<b>SSTS3242</b>	\$2397
•	•	•	•	•



  
**For Canadian Pricing**  
 Multiply U.S. Price by the Canadian price factor.  
 ▶ See page 1 for details.



Tip: Bracket for power and data strip is included with ScapeSeries table shroud.

Standard Includes		Required to Specify
▶ Need help? Product details, page 93	<ul style="list-style-type: none"><li>• Power and data strip with cord: 8043 Clear Anodized</li><li>• Aluminum cover with black faceplate</li></ul>	Style number

Specification Information				
Dimensions			Style	U.S.
D	W	H	Number	Price
2 1/4"	10 1/4"	3"	SSBPDSWSPL	\$168
.	.	.	.	.





**For Canadian Pricing**  
Multiply U.S. Price by the  
Canadian price factor.  
▶ See page 1 for details.



# Understanding and Specifying media:scape Lounge

	
Statement of Line	98

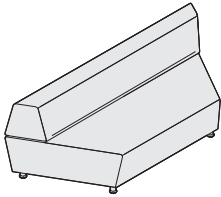
	
Product Details	
media:scape Lounge	100
Dimensions—media:scape Lounge	104
Canopy and Ledge Surface Material Relationships	106

	
Specifying	
Straight Lounge	108
Straight Inverted Lounge	112
Corner Lounge	114
Reverse Lounge	118
Backless Lounge	122

# Statement of Line

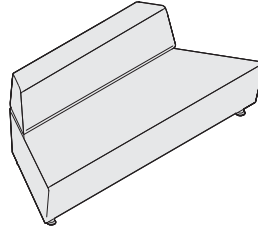
media:scape Lounge

## Straight Lounge



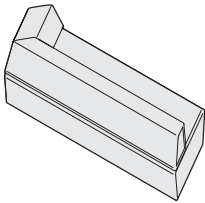
Understanding  
▶ Page 100  
Specifying  
▶ Page 108

## Straight Inverted Lounge

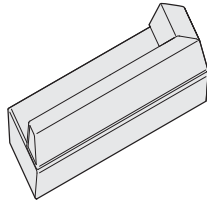


Understanding  
▶ Page 100  
Specifying  
▶ Page 112

## Corner Lounge

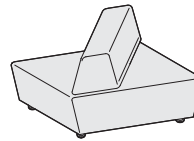


**Left Corner**  
Understanding  
▶ Page 100  
Specifying  
▶ Page 114

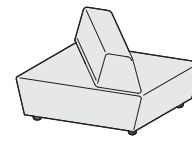


**Right Corner**  
Understanding  
▶ Page 100  
Specifying  
▶ Page 114

## Reverse Lounge

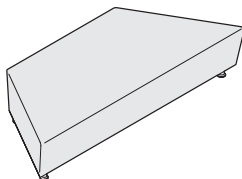


**Reverse Left**  
Understanding  
▶ Page 100  
Specifying  
▶ Page 118



**Reverse Right**  
Understanding  
▶ Page 100  
Specifying  
▶ Page 118

## Backless Lounge



Understanding  
▶ Page 100  
Specifying  
▶ Page 122



# media:scape Lounge

## media:scape lounge

creates collaborative work settings designed to support small teams of four to six people.

► Specifying, page 108

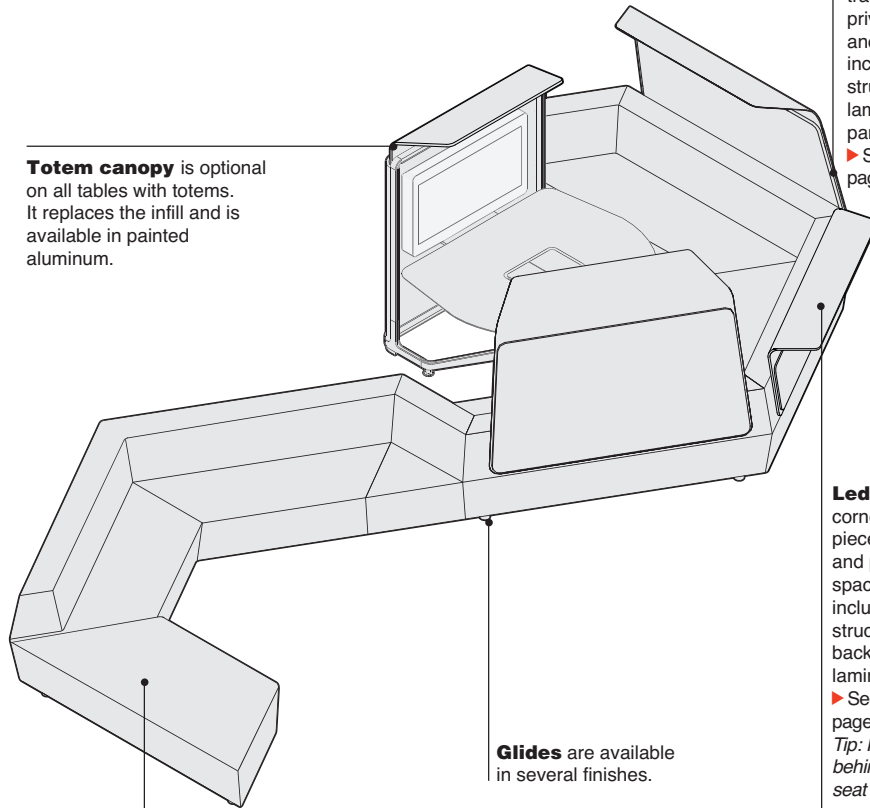
## media:scape lounge

offers seven lounge pieces: straight, straight inverted, backless, right corner, left corner, reverse left, and reverse right. The lounge is designed to be easily reconfigured in many different ways to accommodate multiple settings. There are three different fabric orientations to choose from.

**Due to the geometric shapes,** it is recommended to use one of the standard fabrics, vinyls, leather, or a non-patterned COM, COL, or COV. The use of solid fabrics is recommended with media:scape lounge settings. Steelcase will not pattern match fabrics which have a distinct repeating pattern.

*Tip: Canopy and ledge back panels are not available in full-fill or flat cut.*

**Totem canopy** is optional on all tables with totems. It replaces the infill and is available in painted aluminum.



**Lounge fabric** is available in select Steelcase and DesignTex fabrics.

**Glides** are available in several finishes.

## Lounge canopy

is optional on all corner and straight lounge pieces. It transforms the degree of privacy providing an intimate and protected setting. It includes a painted aluminum structure, fabric panel, and a laminate or veneer back panel.

► See *Thought Starters*, page 7.

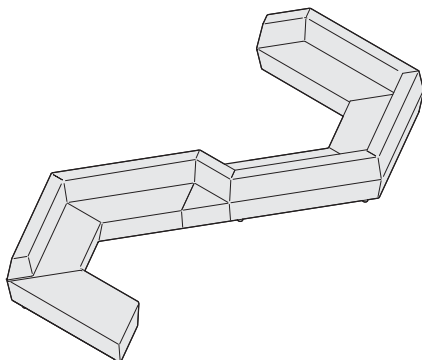
**Ledge** is optional on all corner and straight lounge pieces. It acts as a surface and provides additional space for collaboration. It includes a painted aluminum structure, laminate or veneer back panel, and an optional laminate or veneer topper.

► See *Thought Starters*, page 7.

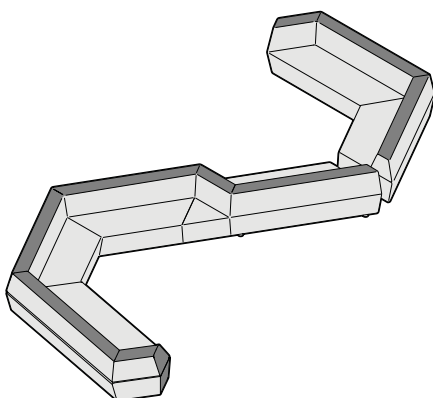
*Tip: If specifying seating behind the ledge, maximum seat height should be 31" to provide appropriate leg clearance.*



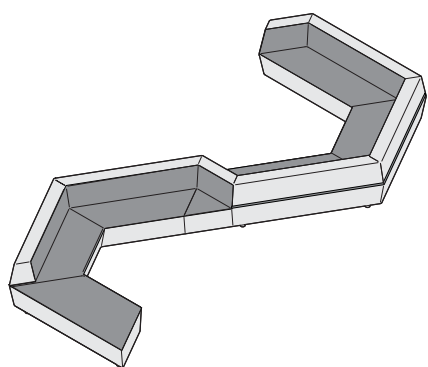
## Upholstery Orientations



**Same** - The entire lounge is one fabric.

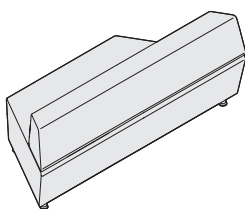


**Edge** - The top of the lounge is one fabric, along with the end of the corner unit. The remaining sides are a second fabric.

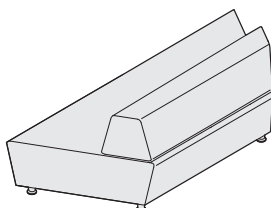


**Front seat and back** - The seat surface and the front of the back is one fabric and all other panels are a second fabric. The reveal on the back of the lounge is the same fabric as the seat surface and the front of the back.

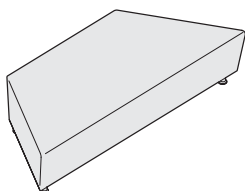
## Product Details



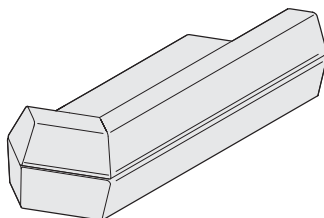
**Straight lounge** has a straight back which tapers to the front of the seat.



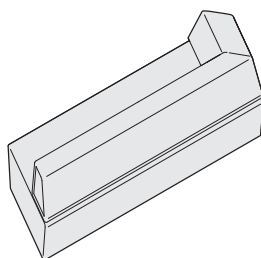
**Straight inverted lounge** has a straight back. It tapers from front to the back of the seat.



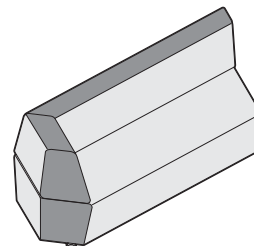
**Backless lounge** is the same shape as the straight lounge and tapers to the front of the seat.



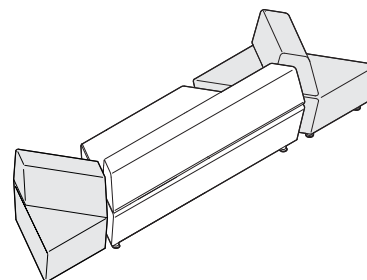
**Left corner lounge** is left-handed in a seated position.



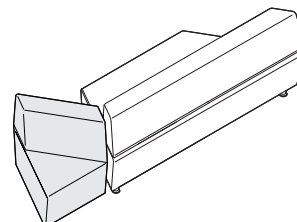
**Right corner lounge** is right-handed in a seated position.



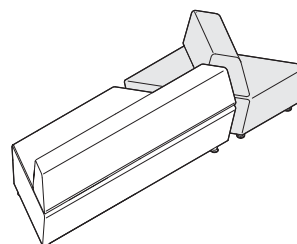

**The end of the corner lounges** will have the same fabric as the top when edge upholstery is specified.



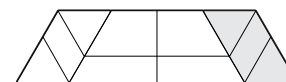
**Reverse lounges** are either right-handed or left-handed and provide the ability to transition seating from one side of an application to the other. They can be applied in either angled or straight applications.

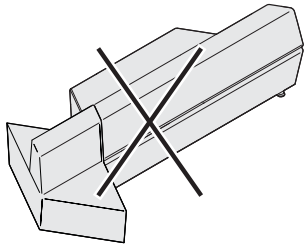


**Reverse left**, when fitted next to a straight lounge, provides an angle similar to the corner left.

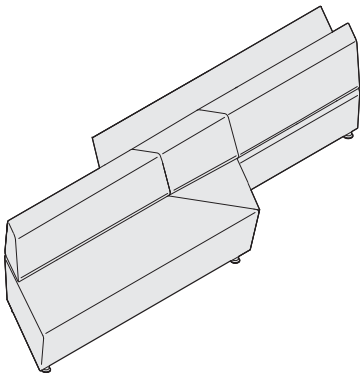


**Reverse right**, when fitted next to a straight lounge, provides an angle similar to the corner right.

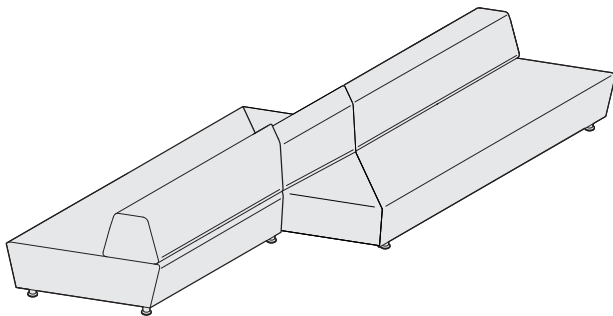




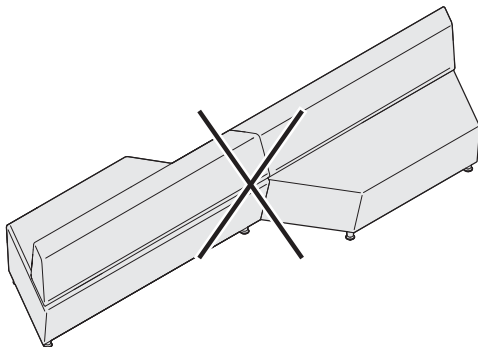
**Reverse lounges**, that are specified with incorrect handed orientation will not align with other lounge pieces.



**Use a reverse left** to transition seating from one side of the application to the other and have seating on the left hand side.



**Use a reverse right** to transition seating from one side of an application to the other and have seating on the right side.



**A reverse lounge piece** must be used to transition seating from one side of an application to another. Attempting to transition seating without a reverse will prohibit adjacent lounges from being ganged together.

## Surface Materials

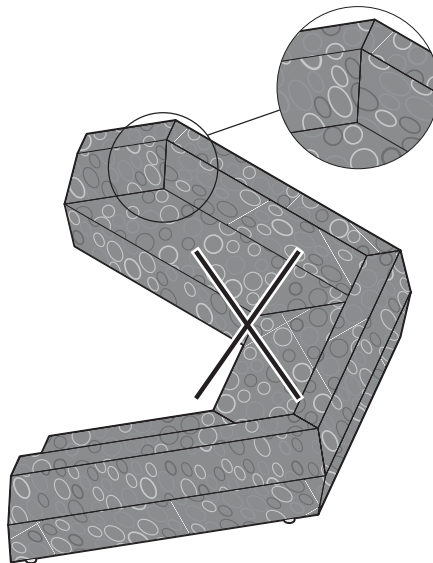
### Upholstery

- Steelcase or Designtex fabric
- Fabric with soil-retardant treatment (option)
- Leather
- ▶ See *Surface Materials*, page 154.

*Tip: Thread color that is associated with the more dominant fabric will be used throughout the upholstery. Therefore, with the multiple upholstery option, the thread may be a contrasting color.*

### Glides

- 4140 Arctic White Gloss
- 4799 Platinum
- 4803 Near Black Metallic
- 8046 Polished Aluminum



**Solid non-repeat fabrics** are recommended for media:scape lounge because of the unique geometric shapes. When patterned fabrics are selected, patterns are not matched.

## Programs & Services

- ▶ See the *Surface Materials Reference Manual* for further detail about programs and services offered for seating.

**The Customer's Own Material (COM & COL) Program** offers the opportunity for customers to select fabrics and leather that are not offered through the standard Steelcase surface materials program for use on Steelcase products. Avoid pattern fabrics and heavily grained leathers. Through the COM & COL program, Steelcase will test your materials for application on Steelcase products. Once approved, you can place your order. Steelcase will facilitate the entire ordering process and give you a production schedule. Steelcase will order the COM & COL fabric and leather directly from the textile manufacturer. For up-to-date information regarding fabric test results for all COM & COL fabrics and details regarding yardage requirements for most Seating lines, visit the COM Web site. To locate the COM Web site:

- Visit [www.steelcase.com](http://www.steelcase.com)

**Soil retardants** are treatments that provide long-term soil and stain resistance to a fabric without affecting the shade or the integrity of the fabric. The following Steelcase Textiles are available pretreated with soil retardant. (You do not need to select the soil-retardant option for these fabrics and incur the upcharge.)

- Jacks
- Link
- Spyder

For information on soil retardant fabrics on Select Surfaces, please refer to the *Surface Materials Reference Manual*.

Soil-retardant treatment is available on all other seating fabrics at an additional upcharge per seating unit. To order this option, please select "Soil-Retardant Treatment" under "Optional Accessories."

For soil-retardant treatment on COMs, please select "Soil-Retardant Treatment" under "Optional Accessories." Minimums or additional yardage may be required. Please contact the vendor directly for specific information.

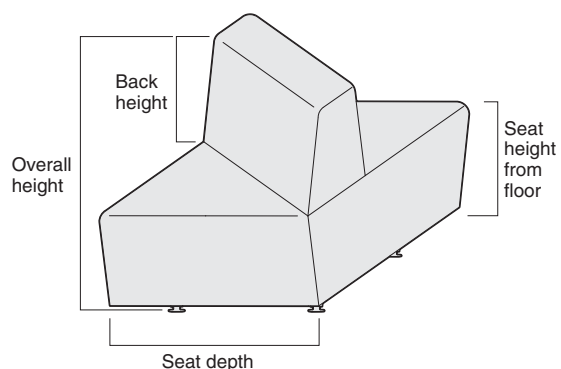
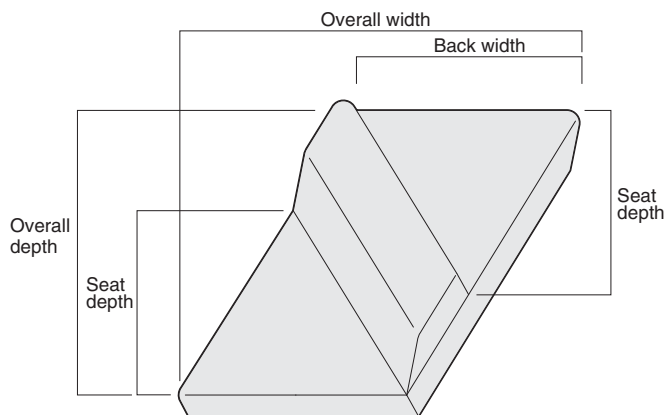
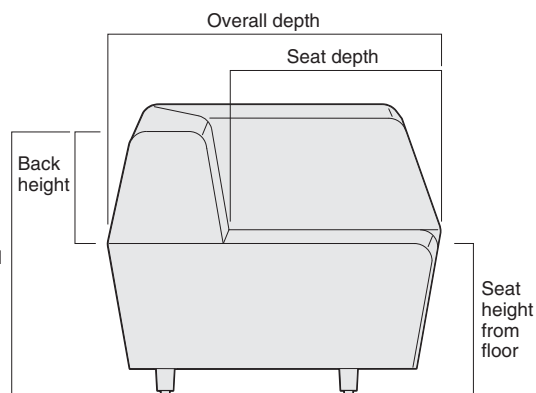
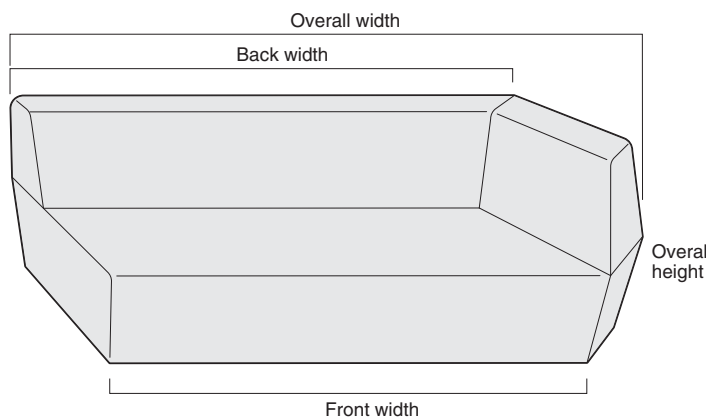
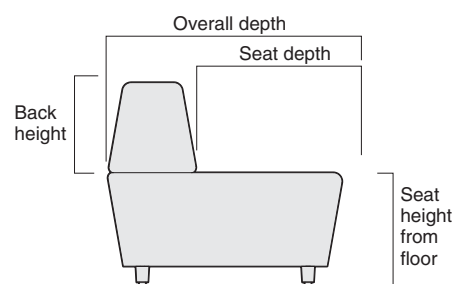
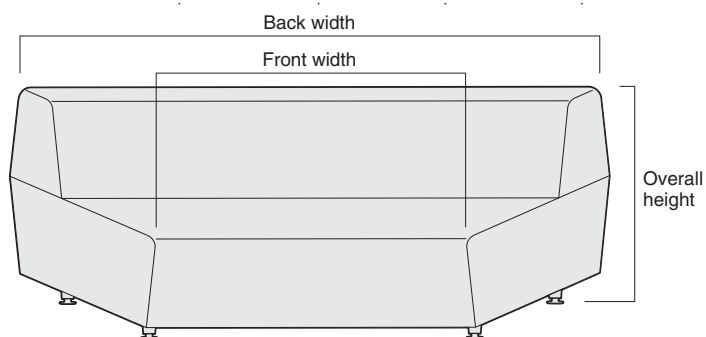
Extended lead times may be necessary for this service.

Contact your Steelcase Solutions Fulfillment Team Representative at 1.888.STEELCASE (1.888.783.3522) or send an email to [lineone@steelcase.com](mailto:lineone@steelcase.com).

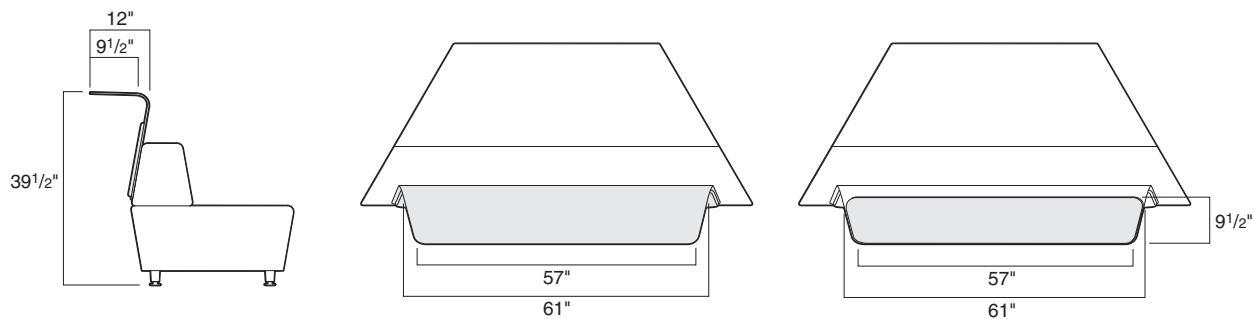
# Dimensions

media:scape Lounge

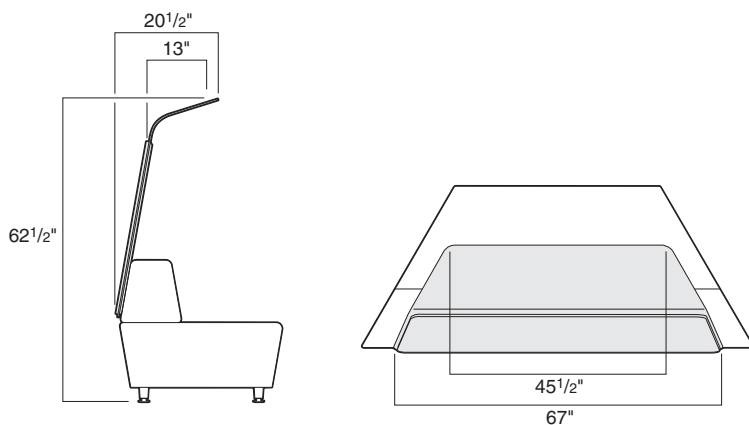
• Features	• Overall Width	• Back Width	• Front Width	• Overall Depth	• Seat Depth	• Overall Height	• Seat Height from Floor	• Back Height
<b>media:scape Lounge</b>								
<b>Straight</b>	80"	80"	42"	33"	21"	29"	16"	13"
<b>Straight Inverted</b>	80"	42"	80"	33"	21"	29"	16"	13"
<b>Backless</b>	80"	80"	42"	33"	33"	16"	16"	13"
<b>Corner (left, right)</b>	92"	80"	66"	33"	21"	29"	16"	13"
<b>Reverse (left, right)</b>	43"	24"	24"	33"	21"	29"	16"	13"



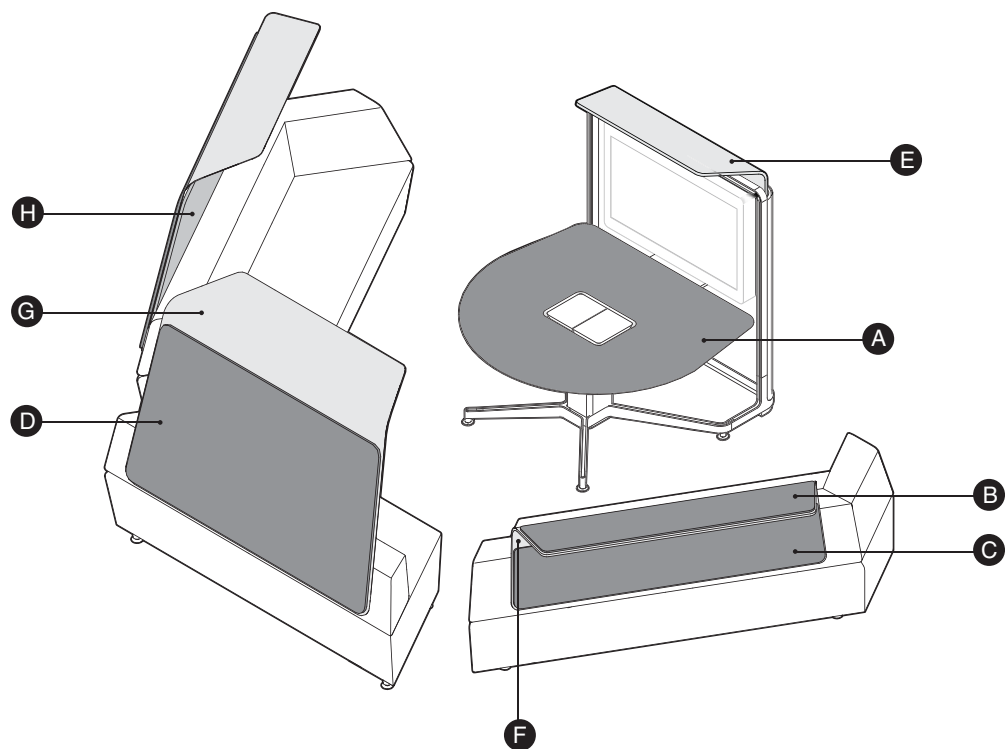
## Ledge



## Canopy



# Canopy and Ledge Surface Material Relationships

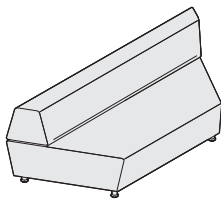


## Recommended Components

	Laminate/ Veneer		Painted Aluminum		Connect 3D Fabric
A	Table top	E	Totem canopy infill	H	Canopy fabric panel
B	Topper	F	Ledge		
C	Ledge back panel	G	Canopy		
D	Canopy back panel				



# Straight Lounge



► Need help?  
Product details,  
page 100

## Standard Includes

- Straight lounge: fabric
- Aluminum feet: paint
- Ganging brackets

## Required to Specify

- 1 Style number
- 2 Fabric color number for upholstery
- 3 Paint color number for feet:
  - 4140 Arctic White Gloss
  - 4799 Platinum Metallic
  - 4803 Near Black Metallic
- 4 Options, if selected (see below)
  - See *Surface Materials*, page 154.

	Options	U.S. Price	Required to Specify
<b>Surface Materials</b>	<b>Soil-Retardant Treatment</b>		
	• Soil-retardant treatment applied to upholstery fabric	+\$ 46	Specify with soil-retardant treatment.
	<b>Same upholstery on all surfaces</b>		
	• Fabric price group 1	No cost	Specify fabric color number.
	• Fabric price group 2	+\$ 30	Specify fabric color number.
	• Fabric price group 3	+\$ 115	Specify fabric color number.
	• Fabric price group 4	+\$ 288	Specify fabric color number.
	• Fabric price group 5	+\$ 490	Specify fabric color number.
	• Fabric price group 6	+\$ 749	Specify fabric color number.
	• Fabric price group 7	+\$1067	Specify fabric color number.
	• Fabric price group 8	+\$1384	Specify fabric color number.
	• Fabric price group 9	+\$1702	Specify fabric color number.
	• Fabric price group 10	+\$1961	Specify fabric color number.
	• Leather	+\$2191	Specify leather color number.
	<b>Edge upholstery:</b>		
	<b>Upholstery on edge</b>		
	• Fabric price group 1	No cost	Specify fabric color number.
	• Fabric price group 2	+\$ 3	Specify fabric color number.
	• Fabric price group 3	+\$ 10	Specify fabric color number.
	• Fabric price group 4	+\$ 30	Specify fabric color number.
	• Fabric price group 5	+\$ 49	Specify fabric color number.
	• Fabric price group 6	+\$ 75	Specify fabric color number.
	• Fabric price group 7	+\$ 108	Specify fabric color number.
	• Fabric price group 8	+\$ 139	Specify fabric color number.
	• Fabric price group 9	+\$ 171	Specify fabric color number.
	• Fabric price group 10	+\$ 197	Specify fabric color number.
	• Leather	+\$ 219	Specify leather color number.
	<b>One upholstery on all surfaces except edge</b>		
	• Fabric price group 1	No cost	Specify fabric color number.
	• Fabric price group 2	+\$ 28	Specify fabric color number.
	• Fabric price group 3	+\$ 105	Specify fabric color number.
	• Fabric price group 4	+\$ 259	Specify fabric color number.
	• Fabric price group 5	+\$ 442	Specify fabric color number.
	• Fabric price group 6	+\$ 674	Specify fabric color number.
	• Fabric price group 7	+\$ 960	Specify fabric color number.
	• Fabric price group 8	+\$1245	Specify fabric color number.
	• Fabric price group 9	+\$1531	Specify fabric color number.
	• Fabric price group 10	+\$1765	Specify fabric color number.
	• Leather	+\$1972	Specify leather color number.

► Options, continued on next page

*Tip: If selecting edge upholstery option, first select the fabric for the edge, then select the fabric for all other surfaces.*



## For Canadian Pricing

Multiply U.S. Price by the Canadian price factor.

► See page 1 for details.



## ► Options, continued from previous page

	Options	U.S. Price	Required to Specify
<b>Surface Materials</b>	<b>Front seat and back upholstery: Upholstery on front seat and back</b>		
	• Fabric price group 1	No cost	Specify fabric color number.
	• Fabric price group 2	+\$ 10	Specify fabric color number.
	• Fabric price group 3	+\$ 46	Specify fabric color number.
	• Fabric price group 4	+\$ 115	Specify fabric color number.
	• Fabric price group 5	+\$ 197	Specify fabric color number.
	• Fabric price group 6	+\$ 300	Specify fabric color number.
	• Fabric price group 7	+\$ 427	Specify fabric color number.
	• Fabric price group 8	+\$ 554	Specify fabric color number.
	• Fabric price group 9	+\$ 681	Specify fabric color number.
	• Fabric price group 10	+\$ 784	Specify fabric color number.
	• Leather	+\$ 876	Specify leather color number.
	<b>Upholstery on all surfaces except front seat and back</b>		
	• Fabric price group 1	No cost	Specify fabric color number.
	• Fabric price group 2	+\$ 16	Specify fabric color number.
	• Fabric price group 3	+\$ 69	Specify fabric color number.
	• Fabric price group 4	+\$ 173	Specify fabric color number.
	• Fabric price group 5	+\$ 293	Specify fabric color number.
	• Fabric price group 6	+\$ 450	Specify fabric color number.
	• Fabric price group 7	+\$ 640	Specify fabric color number.
	• Fabric price group 8	+\$ 830	Specify fabric color number.
	• Fabric price group 9	+\$1021	Specify fabric color number.
	• Fabric price group 10	+\$1177	Specify fabric color number.
	• Leather	+\$1315	Specify leather color number.
	<b>COM / COL</b>		
	• Customer's Own Material (COM)	+\$ 35	► See <i>Surface Materials Reference Manual</i> .
	• Customer's Own Leather (COL)	+\$ 115	► See <i>Surface Materials Reference Manual</i> .
<b>Canopy</b>	<b>Glide</b>		
	• Polished Aluminum	+\$ 54	Specify with 8046 Polished Aluminum.
	• <b>Canopy</b>	+\$2656	Specify with canopy.
	<b>Paint</b>		
	• Paint price group 1	No cost	Specify paint color number.
	• Paint price group 2	+\$ 44	Specify paint color number.
	• Paint price group 3	+\$ 131	Specify paint color number.
	<b>Fabric</b>		
	• Connect 3D	No cost	Specify fabric color number.
	<b>Laminate Back Panel</b>		
	• High-Pressure Laminate	No cost	Specify laminate color.
	• Edge	No cost	Specify plastic color number.
	<b>Wood Back Panel</b>		
	• Wood veneer	+\$ 339	Specify with wood veneer and indicate wood color number.
	• Premium wood 2	+\$ 415	Specify Premium wood 2 finish number.
	• Premium wood 3	+\$ 606	Specify Premium wood 3 finish number.
	• Customiz stain on wood	No cost	Specify with Customiz stain. ► See <i>Surface Materials Reference Manual</i> .

## ► Options, continued on next page

Tip: If selecting front seat and back upholstery option, first select the fabric for the front of the back and seat, then select the fabric for all other surfaces.

Tip: To add a ledge or canopy to an existing media:scape lounge, please see the Service Parts section of the Steelcase Product Reference website.

Tip: Ledge and canopy back panels are not available in full-fill or flat cut veneer.



**For Canadian Pricing**  
Multiply U.S. Price by the Canadian price factor.  
► See page 1 for details.

► Options, continued from previous page

	Options	U.S. Price	Required to Specify
<b>Ledge</b>	• <b>Ledge</b>	+\$2269	Specify <i>with ledge</i> .
	<b>Paint</b>		
	• Paint price group 1	No cost	Specify paint color number.
	• Paint price group 2	+\$ 28	Specify paint color number.
	• Paint price group 3	+\$ 82	Specify paint color number.
	<b>Laminate Back Panel</b>		
	• High-Pressure Laminate	No cost	Specify laminate color.
	• Edge	No cost	Specify plastic color number.
	<b>Wood Back Panel</b>		
	• Wood veneer	+\$ 148	Specify <i>with wood veneer</i> and indicate wood color number.
<b>Ledge with Topper</b>	• Premium wood 2	+\$ 181	Specify Premium wood 2 finish number.
	• Premium wood 3	+\$ 262	Specify Premium wood 3 finish number.
	• Customiz stain on wood	No cost	Specify <i>with Customiz stain</i> . ► See <i>Surface Materials Reference Manual</i> .
	• <b>Ledge with topper</b>	+\$2654	Specify <i>with ledge with topper</i> .
	<b>Paint</b>		
	• Paint price group 1	No cost	Specify paint color number.
	• Paint price group 2	+\$ 28	Specify paint color number.
	• Paint price group 3	+\$ 82	Specify paint color number.
	<b>Laminate Back Panel</b>		
	• High-Pressure Laminate	No cost	Specify laminate color.
	• Edge	No cost	Specify plastic color number.
	<b>Wood Back Panel</b>		
	• Wood veneer	+\$ 148	Specify <i>with wood veneer</i> and indicate wood color number.
	• Premium wood 2	+\$ 181	Specify Premium wood 2 finish number.
	• Premium wood 3	+\$ 262	Specify Premium wood 3 finish number.
	• Customiz stain on wood	No cost	Specify <i>with Customiz stain</i> . ► See <i>Surface Materials Reference Manual</i> .
	<b>Laminate Topper</b>		
	• High-Pressure Laminate	No cost	Specify laminate color.
	• Edge	No cost	Specify plastic color number.
	<b>Wood Topper</b>		
	• Wood veneer	+\$ 86	Specify <i>with wood veneer</i> and indicate wood color number.
	• Premium wood 2	+\$ 108	Specify Premium wood 2 finish number.
	• Premium wood 3	+\$ 162	Specify Premium wood 3 finish number.
	• Customiz stain on wood	No cost	Specify <i>with Customiz stain</i> . ► See <i>Surface Materials Reference Manual</i> .
	• Full-fill finish on wood	+\$ 22	Specify full-finish and select wood color number.



**For Canadian Pricing**

Multiply U.S. Price by the Canadian price factor.

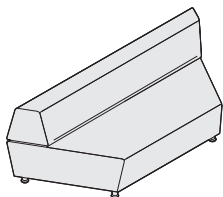
► See page 1 for details.

### Specification Information

• Style Number	• U.S. Base Price
-------------------	-------------------------

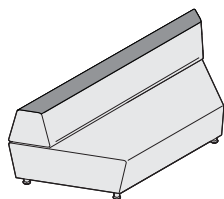
### Same Upholstery

MLSTS	\$2780
-------	--------



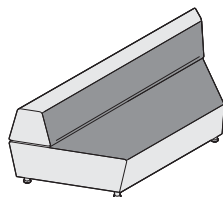
### Multiple Upholstery - Edge

MLSTE	\$2780
-------	--------



### Multiple Upholstery - Front Seat and Back

MLSTF	\$2780
-------	--------

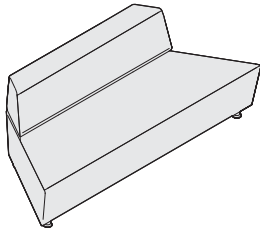


#### For Canadian Pricing

Multiply U.S. Price by the  
Canadian price factor.

► See page 1 for details.

# Straight Inverted Lounge



► Need help?  
Product details,  
page 100

## Standard Includes

- Straight inverted lounge: fabric
- Aluminum feet: paint
- Ganging brackets

## Required to Specify

- 1 Style number
- 2 Fabric color number for upholstery
- 3 Paint color number for feet:
  - 4140 Arctic White Gloss
  - 4799 Platinum Metallic
  - 4803 Near Black Metallic
- 4 Options, if selected (see below)
  - See *Surface Materials*, page 154.

	Options	U.S. Price	Required to Specify
<b>Surface Materials</b>	<b>Soil-Retardant Treatment</b>		
	• Soil-retardant treatment applied to upholstery fabric	+\$ 46	Specify with soil-retardant treatment.
	<b>Same upholstery on all surfaces</b>		
	• Fabric price group 1	No cost	Specify fabric color number.
	• Fabric price group 2	+\$ 30	Specify fabric color number.
	• Fabric price group 3	+\$ 86	Specify fabric color number.
	• Fabric price group 4	+\$ 202	Specify fabric color number.
	• Fabric price group 5	+\$ 345	Specify fabric color number.
	• Fabric price group 6	+\$ 520	Specify fabric color number.
	• Fabric price group 7	+\$ 721	Specify fabric color number.
	• Fabric price group 8	+\$ 952	Specify fabric color number.
	• Fabric price group 9	+\$1183	Specify fabric color number.
	• Fabric price group 10	+\$1356	Specify fabric color number.
	• Leather	+\$1586	Specify leather color number.
	<b>Edge upholstery:</b>		
	<b>Upholstery on edge</b>		
	• Fabric price group 1	No cost	Specify fabric color number.
	• Fabric price group 2	+\$ 3	Specify fabric color number.
	• Fabric price group 3	+\$ 8	Specify fabric color number.
	• Fabric price group 4	+\$ 22	Specify fabric color number.
	• Fabric price group 5	+\$ 35	Specify fabric color number.
	• Fabric price group 6	+\$ 51	Specify fabric color number.
	• Fabric price group 7	+\$ 73	Specify fabric color number.
	• Fabric price group 8	+\$ 96	Specify fabric color number.
	• Fabric price group 9	+\$ 118	Specify fabric color number.
	• Fabric price group 10	+\$ 137	Specify fabric color number.
	• Leather	+\$ 160	Specify leather color number.
	<b>Upholstery on all surfaces except edge</b>		
	• Fabric price group 1	No cost	Specify fabric color number.
	• Fabric price group 2	+\$ 28	Specify fabric color number.
	• Fabric price group 3	+\$ 78	Specify fabric color number.
	• Fabric price group 4	+\$ 181	Specify fabric color number.
	• Fabric price group 5	+\$ 312	Specify fabric color number.
	• Fabric price group 6	+\$ 467	Specify fabric color number.
	• Fabric price group 7	+\$ 650	Specify fabric color number.
	• Fabric price group 8	+\$ 857	Specify fabric color number.
	• Fabric price group 9	+\$1065	Specify fabric color number.
	• Fabric price group 10	+\$1221	Specify fabric color number.
	• Leather	+\$1430	Specify leather color number.

► Options, continued on next page

*Tip: If selecting edge upholstery option, first select the fabric for the edge, then select the fabric for all other surfaces.*



## For Canadian Pricing

Multiply U.S. Price by the Canadian price factor.

► See page 1 for details.

## ► Options, continued from previous page

*Tip: If selecting front seat and back upholstery option, first select the fabric for the front of the back and seat, then select the fabric for all other surfaces.*

Options	U.S. Price	Required to Specify
<b>Surface Materials</b>	<b>Front seat and back upholstery: Upholstery on front seat and back</b>	
• Fabric price group 1	No cost	Specify fabric color number.
• Fabric price group 2	+\$ 10	Specify fabric color number.
• Fabric price group 3	+\$ 35	Specify fabric color number.
• Fabric price group 4	+\$ 81	Specify fabric color number.
• Fabric price group 5	+\$139	Specify fabric color number.
• Fabric price group 6	+\$208	Specify fabric color number.
• Fabric price group 7	+\$288	Specify fabric color number.
• Fabric price group 8	+\$380	Specify fabric color number.
• Fabric price group 9	+\$473	Specify fabric color number.
• Fabric price group 10	+\$542	Specify fabric color number.
• Leather	+\$634	Specify leather color number.
	<b>Upholstery on all surfaces except front seat and back</b>	
• Fabric price group 1	No cost	Specify fabric color number.
• Fabric price group 2	+\$ 16	Specify fabric color number.
• Fabric price group 3	+\$ 51	Specify fabric color number.
• Fabric price group 4	+\$120	Specify fabric color number.
• Fabric price group 5	+\$208	Specify fabric color number.
• Fabric price group 6	+\$312	Specify fabric color number.
• Fabric price group 7	+\$433	Specify fabric color number.
• Fabric price group 8	+\$571	Specify fabric color number.
• Fabric price group 9	+\$709	Specify fabric color number.
• Fabric price group 10	+\$813	Specify fabric color number.
• Leather	+\$952	Specify leather color number.
	<b>COM / COL</b>	
• Customer's Own Material (COM)	+\$ 35	► See Surface Materials Reference Manual.
• Customer's Own Leather (COL)	+\$115	► See Surface Materials Reference Manual.
	<b>Glide</b>	
• Polished Aluminum	+\$ 54	Specify with 8046 Polished Aluminum.

## Specification Information

• Style Number	• U.S. Base Price
•	•
•	•
•	•

## Same Upholstery

MLSIS	\$2666
•	•
•	•

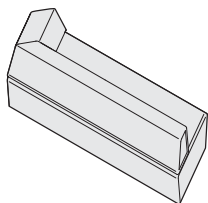
## Multiple Upholstery - Edge

MLSIE	\$2666
•	•
•	•

## Multiple Upholstery - Front Seat and Back

MLSIF	\$2666
•	•
•	•

# Corner Lounge



Standard Includes	Required to Specify
<ul style="list-style-type: none"> <li>Need help? Product details, page 100</li> <li>Corner lounge: fabric</li> <li>Aluminum feet: paint</li> <li>Ganging brackets</li> </ul>	<ol style="list-style-type: none"> <li>Style number</li> <li>Fabric color number for upholstery</li> <li>Paint color number for feet:               <ul style="list-style-type: none"> <li>4140 Arctic White Gloss</li> <li>4799 Platinum Metallic</li> <li>4803 Near Black Metallic</li> </ul> </li> <li>Options, if selected (see below)               <ul style="list-style-type: none"> <li>See <i>Surface Materials</i>, page 154.</li> </ul> </li> </ol>

Options	U.S. Price	Required to Specify
<b>Surface Materials</b> <b>Soil-Retardant Treatment</b> <ul style="list-style-type: none"> <li>Soil-retardant treatment applied to upholstery fabric</li> </ul>	+\$ 55	Specify <i>with soil-retardant treatment</i> .
<b>Same upholstery on all surfaces</b>		
<ul style="list-style-type: none"> <li>Fabric price group 1</li> <li>Fabric price group 2</li> <li>Fabric price group 3</li> <li>Fabric price group 4</li> <li>Fabric price group 5</li> <li>Fabric price group 6</li> <li>Fabric price group 7</li> <li>Fabric price group 8</li> <li>Fabric price group 9</li> <li>Fabric price group 10</li> <li>Leather</li> </ul>	No cost +\$ 58 +\$ 202 +\$ 318 +\$ 548 +\$ 865 +\$1212 +\$1557 +\$1902 +\$2220 +\$2452	Specify fabric color number. Specify fabric color number. Specify fabric color number. Specify fabric color number. Specify fabric color number. Specify fabric color number. Specify fabric color number. Specify fabric color number. Specify fabric color number. Specify fabric color number. Specify leather color number.
<b>Edge upholstery:</b> <b>Upholstery on edge</b>		
<ul style="list-style-type: none"> <li>Fabric price group 1</li> <li>Fabric price group 2</li> <li>Fabric price group 3</li> <li>Fabric price group 4</li> <li>Fabric price group 5</li> <li>Fabric price group 6</li> <li>Fabric price group 7</li> <li>Fabric price group 8</li> <li>Fabric price group 9</li> <li>Fabric price group 10</li> <li>Leather</li> </ul>	No cost +\$ 5 +\$ 22 +\$ 33 +\$ 56 +\$ 86 +\$ 120 +\$ 155 +\$ 191 +\$ 222 +\$ 247	Specify fabric color number. Specify fabric color number. Specify fabric color number. Specify fabric color number. Specify fabric color number. Specify fabric color number. Specify fabric color number. Specify fabric color number. Specify fabric color number. Specify leather color number.
<b>Upholstery on all surfaces except edge</b>		
<ul style="list-style-type: none"> <li>Fabric price group 1</li> <li>Fabric price group 2</li> <li>Fabric price group 3</li> <li>Fabric price group 4</li> <li>Fabric price group 5</li> <li>Fabric price group 6</li> <li>Fabric price group 7</li> <li>Fabric price group 8</li> <li>Fabric price group 9</li> <li>Fabric price group 10</li> <li>Leather</li> </ul>	No cost +\$ 51 +\$ 181 +\$ 286 +\$ 493 +\$ 778 +\$1090 +\$1402 +\$1713 +\$1999 +\$2208	Specify fabric color number. Specify fabric color number. Specify fabric color number. Specify fabric color number. Specify fabric color number. Specify fabric color number. Specify fabric color number. Specify fabric color number. Specify fabric color number. Specify leather color number.

► Options, continued on next page

*Tip: If selecting edge upholstery option, first select the fabric for the edge, then select the fabric for all other surfaces.*



**For Canadian Pricing**  
 Multiply U.S. Price by the Canadian price factor.  
 ► See page 1 for details.

## ► Options, continued from previous page

Tip: If selecting front seat and back upholstery option, first select the fabric for the front of the back and seat, then select the fabric for all other surfaces.

	Options	U.S. Price	Required to Specify
<b>Surface Materials</b>	<b>Front seat and back upholstery:</b>		
	<b>Upholstery on front seat and back</b>		
	• Fabric price group 1	No cost	Specify fabric color number.
	• Fabric price group 2	+\$ 24	Specify fabric color number.
	• Fabric price group 3	+\$ 81	Specify fabric color number.
	• Fabric price group 4	+\$ 126	Specify fabric color number.
	• Fabric price group 5	+\$ 219	Specify fabric color number.
	• Fabric price group 6	+\$ 345	Specify fabric color number.
	• Fabric price group 7	+\$ 485	Specify fabric color number.
	• Fabric price group 8	+\$ 624	Specify fabric color number.
	• Fabric price group 9	+\$ 762	Specify fabric color number.
	• Fabric price group 10	+\$ 889	Specify fabric color number.
	• Leather	+\$ 981	Specify leather color number.
	<b>Upholstery on all surfaces except front seat and back</b>		
	• Fabric price group 1	No cost	Specify fabric color number.
	• Fabric price group 2	+\$ 35	Specify fabric color number.
	• Fabric price group 3	+\$ 120	Specify fabric color number.
	• Fabric price group 4	+\$ 191	Specify fabric color number.
	• Fabric price group 5	+\$ 328	Specify fabric color number.
	• Fabric price group 6	+\$ 520	Specify fabric color number.
	• Fabric price group 7	+\$ 728	Specify fabric color number.
	• Fabric price group 8	+\$ 934	Specify fabric color number.
	• Fabric price group 9	+\$1142	Specify fabric color number.
	• Fabric price group 10	+\$1333	Specify fabric color number.
	• Leather	+\$1471	Specify leather color number.
	<b>COM / COL</b>		
	• Customer's Own Material (COM)	+\$ 35	► See Surface Materials Reference Manual.
	• Customer's Own Leather (COL)	+\$ 115	► See Surface Materials Reference Manual.
	<b>Glide</b>		
	• Polished Aluminum	+\$ 54	Specify with 8046 Polished Aluminum.
<b>Canopy</b>	• <b>Canopy</b>	+\$2656	Specify with canopy.
	<b>Paint</b>		
	• Paint price group 1	No cost	Specify paint color number.
	• Paint price group 2	+\$ 44	Specify paint color number.
	• Paint price group 3	+\$ 131	Specify paint color number.
	<b>Fabric</b>		
	• Connect 3D	No cost	Specify fabric color number.
	<b>Laminate Back Panel</b>		
	• High-Pressure Laminate	No cost	Specify laminate color.
	• Edge	No cost	Specify plastic color number.
	<b>Wood Back Panel</b>		
	• Wood veneer	+\$ 339	Specify with wood veneer and indicate wood color number.
	• Premium wood 2	+\$ 415	Specify Premium wood 2 finish number.
	• Premium wood 3	+\$ 606	Specify Premium wood 3 finish number.
	• Customiz stain on wood	No cost	Specify with Customiz stain. ► See Surface Materials Reference Manual.

Tip: To add a ledge or canopy to an existing media:scape lounge, please see the Service Parts section of the Steelcase Product Reference website.

Tip: Ledge and canopy back panels are not available in full-fill or flat cut veneer.

## ► Options, continued on next page



**For Canadian Pricing**  
Multiply U.S. Price by the Canadian price factor.  
► See page 1 for details.

► Options, continued from previous page

	Options	U.S. Price	Required to Specify
<b>Ledge</b>	• <b>Ledge</b>	+\$2269	Specify <i>with ledge</i> .
	<b>Paint</b>		
	• Paint price group 1	No cost	Specify paint color number.
	• Paint price group 2	+\$ 28	Specify paint color number.
	• Paint price group 3	+\$ 82	Specify paint color number.
	<b>Laminate Back Panel</b>		
	• High-Pressure Laminate	No cost	Specify laminate color.
	• Edge	No cost	Specify plastic color number.
	<b>Wood Back Panel</b>		
	• Wood veneer	+\$ 148	Specify <i>with wood veneer</i> and indicate wood color number.
<b>Ledge with Topper</b>	• Premium wood 2	+\$ 181	Specify Premium wood 2 finish number.
	• Premium wood 3	+\$ 262	Specify Premium wood 3 finish number.
	• Customiz stain on wood	No cost	Specify <i>with Customiz stain</i> . ► See <i>Surface Materials Reference Manual</i> .
	• <b>Ledge with topper</b>	+\$2654	Specify <i>with ledge with topper</i> .
	<b>Paint</b>		
	• Paint price group 1	No cost	Specify paint color number.
	• Paint price group 2	+\$ 28	Specify paint color number.
	• Paint price group 3	+\$ 82	Specify paint color number.
	<b>Laminate Back Panel</b>		
	• High-Pressure Laminate	No cost	Specify laminate color.
	• Edge	No cost	Specify plastic color number.
	<b>Wood Back Panel</b>		
	• Wood veneer	+\$ 148	Specify <i>with wood veneer</i> and indicate wood color number.
	• Premium wood 2	+\$ 181	Specify Premium wood 2 finish number.
	• Premium wood 3	+\$ 262	Specify Premium wood 3 finish number.
	• Customiz stain on wood	No cost	Specify <i>with Customiz stain</i> . ► See <i>Surface Materials Reference Manual</i> .
	<b>Laminate Topper</b>		
	• High-Pressure Laminate	No cost	Specify laminate color.
	• Edge	No cost	Specify plastic color number.
	<b>Wood Topper</b>		
	• Wood veneer	+\$ 86	Specify <i>with wood veneer</i> and indicate wood color number.
	• Premium wood 2	+\$ 108	Specify Premium wood 2 finish number.
	• Premium wood 3	+\$ 162	Specify Premium wood 3 finish number.
	• Customiz stain on wood	No cost	Specify <i>with Customiz stain</i> . ► See <i>Surface Materials Reference Manual</i> .
	• Full-fill finish on wood	+\$ 22	Specify full-finish and select wood color number.



**For Canadian Pricing**

Multiply U.S. Price by the Canadian price factor.

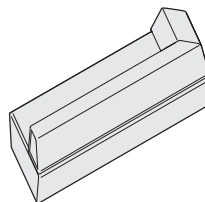
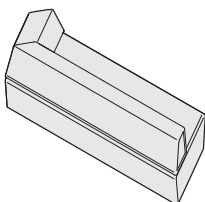
► See page 1 for details.



### Specification Information

• Style Number	• U.S. Base Price	• Style Number	• U.S. Base Price
-------------------	-------------------------	-------------------	-------------------------

### Same Upholstery



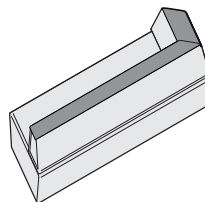
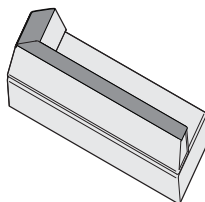
#### Left Corner

#### Right Corner

**MLLCS** \$3404

**MLRCS** \$3404

### Multiple Upholstery - Edge



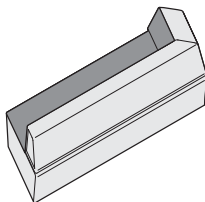
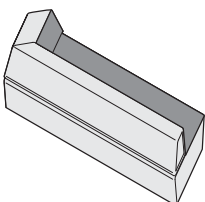
#### Left Corner

#### Right Corner

**MLLCE** \$3404

**MLRCE** \$3404

### Multiple Upholstery - Front Seat and Back



#### Left Corner

#### Right Corner

**MLLCF** \$3404

**MLRCF** \$3404

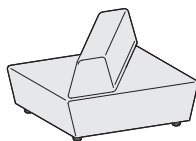


#### For Canadian Pricing

Multiply U.S. Price by the  
Canadian price factor.

► See page 1 for details.

# Reverse Lounge



► Need help?  
Product details,  
page 100

## Standard Includes

- Reverse media:scape lounge: fabric
- Aluminum feet: paint
- Ganging brackets

## Required to Specify

- 1 Style number
- 2 Fabric color number for upholstery
- 3 Paint color number for feet:
  - 4140 Arctic White Gloss
  - 4799 Platinum Metallic
  - 4803 Near Black Metallic
- 4 Options, if selected (see below)
  - See *Surface Materials*, page 154.

	Options	U.S. Price	Required to Specify
<b>Surface Materials</b>	<b>Soil-Retardant Treatment</b>		
	• Soil-retardant treatment applied to upholstery fabric	+\$ 33	Specify with soil-retardant treatment.
	<b>Same upholstery on all surfaces</b>		
	• Fabric price group 1	No cost	Specify fabric color number.
	• Fabric price group 2	+\$ 30	Specify fabric color number.
	• Fabric price group 3	+\$ 86	Specify fabric color number.
	• Fabric price group 4	+\$ 173	Specify fabric color number.
	• Fabric price group 5	+\$ 288	Specify fabric color number.
	• Fabric price group 6	+\$ 433	Specify fabric color number.
	• Fabric price group 7	+\$ 577	Specify fabric color number.
	• Fabric price group 8	+\$ 749	Specify fabric color number.
	• Fabric price group 9	+\$ 923	Specify fabric color number.
	• Fabric price group 10	+\$1067	Specify fabric color number.
	• Leather	+\$1298	Specify leather color number.
	<b>Edge upholstery:</b>		
	<b>Upholstery on edge</b>		
	• Fabric price group 1	No cost	Specify fabric color number.
	• Fabric price group 2	+\$ 3	Specify fabric color number.
	• Fabric price group 3	+\$ 8	Specify fabric color number.
	• Fabric price group 4	+\$ 16	Specify fabric color number.
	• Fabric price group 5	+\$ 30	Specify fabric color number.
	• Fabric price group 6	+\$ 44	Specify fabric color number.
	• Fabric price group 7	+\$ 58	Specify fabric color number.
	• Fabric price group 8	+\$ 75	Specify fabric color number.
	• Fabric price group 9	+\$ 92	Specify fabric color number.
	• Fabric price group 10	+\$ 108	Specify fabric color number.
	• Leather	+\$ 131	Specify leather color number.
	<b>Upholstery on all surfaces except edge</b>		
	• Fabric price group 1	No cost	Specify fabric color number.
	• Fabric price group 2	+\$ 28	Specify fabric color number.
	• Fabric price group 3	+\$ 78	Specify fabric color number.
	• Fabric price group 4	+\$ 155	Specify fabric color number.
	• Fabric price group 5	+\$ 259	Specify fabric color number.
	• Fabric price group 6	+\$ 391	Specify fabric color number.
	• Fabric price group 7	+\$ 520	Specify fabric color number.
	• Fabric price group 8	+\$ 674	Specify fabric color number.
	• Fabric price group 9	+\$ 830	Specify fabric color number.
	• Fabric price group 10	+\$ 960	Specify fabric color number.
	• Leather	+\$1170	Specify leather color number.

► Options, continued on next page

*Tip: If selecting edge upholstery option, first select the fabric for the edge, then select the fabric for all other surfaces.*



## For Canadian Pricing

Multiply U.S. Price by the Canadian price factor.

► See page 1 for details.

## ► Options, continued from previous page

Options	U.S. Price	Required to Specify
<b>Surface Materials</b>		
<b>Front seat and back upholstery:</b>		
<b>Upholstery on front seat and back</b>		
• Fabric price group 1	No cost	Specify fabric color number.
• Fabric price group 2	+\$ 10	Specify fabric color number.
• Fabric price group 3	+\$ 35	Specify fabric color number.
• Fabric price group 4	+\$ 69	Specify fabric color number.
• Fabric price group 5	+\$115	Specify fabric color number.
• Fabric price group 6	+\$173	Specify fabric color number.
• Fabric price group 7	+\$231	Specify fabric color number.
• Fabric price group 8	+\$300	Specify fabric color number.
• Fabric price group 9	+\$370	Specify fabric color number.
• Fabric price group 10	+\$427	Specify fabric color number.
• Leather	+\$520	Specify leather color number.
<b>Upholstery on all surfaces except front seat and back</b>		
• Fabric price group 1	No cost	Specify fabric color number.
• Fabric price group 2	+\$ 16	Specify fabric color number.
• Fabric price group 3	+\$ 51	Specify fabric color number.
• Fabric price group 4	+\$105	Specify fabric color number.
• Fabric price group 5	+\$173	Specify fabric color number.
• Fabric price group 6	+\$259	Specify fabric color number.
• Fabric price group 7	+\$345	Specify fabric color number.
• Fabric price group 8	+\$450	Specify fabric color number.
• Fabric price group 9	+\$554	Specify fabric color number.
• Fabric price group 10	+\$640	Specify fabric color number.
• Leather	+\$778	Specify leather color number.
<b>COM / COL</b>		
• Customer's Own Material (COM)	+\$ 35	► See <i>Surface Materials Reference Manual</i> .
• Customer's Own Leather (COL)	+\$115	► See <i>Surface Materials Reference Manual</i> .
<b>Glide</b>		
• Polished Aluminum	+\$ 54	Specify with 8046 Polished Aluminum.

## ► Specification Information, on next page

*Tip: If selecting front seat and back upholstery option, first select the fabric for the front of the back and seat, then select the fabric for all other surfaces.*

**For Canadian Pricing**

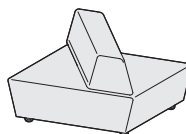
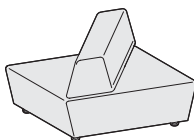
Multiply U.S. Price by the Canadian price factor.

► See page 1 for details.

## ► Options, on previous page

**Specification Information**

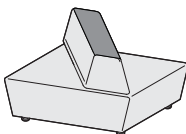
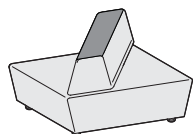
• Style Number	• U.S. Base Price	• Style Number	• U.S. Base Price
-------------------	-------------------------	-------------------	-------------------------

**Same Upholstery****Reverse Left**

**MLRLS**      \$1305  
 :  
 :

**Reverse Right**

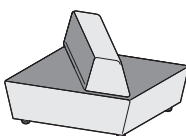
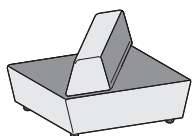
**MLRRS**      \$1305  
 :  
 :

**Multiple Upholstery - Edge****Reverse Left**

**MLRLE**      \$1305  
 :  
 :

**Reverse Right**

**MLRRE**      \$1305  
 :  
 :

**Multiple Upholstery - Front Seat and Back****Reverse Left**

**MLRLF**      \$1305  
 :  
 :

**Reverse Right**

**MLRRF**      \$1305  
 :  
 :

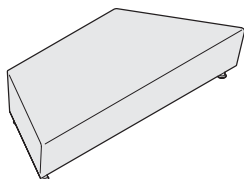
**For Canadian Pricing**

Multiply U.S. Price by the  
 Canadian price factor.

► See page 1 for details.



# Backless Lounge



► Need help?  
Product details,  
page 100

## Standard Includes

- Backless lounge: fabric
- Aluminum feet: paint
- Ganging brackets

## Required to Specify

- 1 Style number
- 2 Fabric color number for upholstery
- 3 Paint color number for feet:  
4140 Arctic White Gloss  
4799 Platinum Metallic  
4803 Near Black Metallic
- 4 Options, if selected (see below)  
► See *Surface Materials*, page 154.

	Options	U.S. Price	Required to Specify
<b>Surface Materials</b>	<b>Soil-Retardant Treatment</b>		
	• Soil-retardant treatment applied to upholstery fabric	+\$ 33	Specify with soil-retardant treatment.
<b>Same upholstery on all surfaces</b>			
	• Fabric price group 1	No cost	Specify fabric color number.
	• Fabric price group 2	+\$ 30	Specify fabric color number.
	• Fabric price group 3	+\$ 86	Specify fabric color number.
	• Fabric price group 4	+\$ 202	Specify fabric color number.
	• Fabric price group 5	+\$ 345	Specify fabric color number.
	• Fabric price group 6	+\$ 520	Specify fabric color number.
	• Fabric price group 7	+\$ 721	Specify fabric color number.
	• Fabric price group 8	+\$ 952	Specify fabric color number.
	• Fabric price group 9	+\$1183	Specify fabric color number.
	• Fabric price group 10	+\$1356	Specify fabric color number.
	• Leather	+\$1586	Specify leather color number.
<b>Front upholstery:</b>			
<b>Upholstery on seat surface</b>			
	• Fabric price group 1	No cost	Specify fabric color number.
	• Fabric price group 2	+\$ 10	Specify fabric color number.
	• Fabric price group 3	+\$ 35	Specify fabric color number.
	• Fabric price group 4	+\$ 81	Specify fabric color number.
	• Fabric price group 5	+\$ 139	Specify fabric color number.
	• Fabric price group 6	+\$ 208	Specify fabric color number.
	• Fabric price group 7	+\$ 288	Specify fabric color number.
	• Fabric price group 8	+\$ 380	Specify fabric color number.
	• Fabric price group 9	+\$ 473	Specify fabric color number.
	• Fabric price group 10	+\$ 542	Specify fabric color number.
	• Leather	+\$ 634	Specify leather color number.
<b>Upholstery on all surfaces except seat surface</b>			
	• Fabric price group 1	No cost	Specify fabric color number.
	• Fabric price group 2	+\$ 16	Specify fabric color number.
	• Fabric price group 3	+\$ 51	Specify fabric color number.
	• Fabric price group 4	+\$ 120	Specify fabric color number.
	• Fabric price group 5	+\$ 208	Specify fabric color number.
	• Fabric price group 6	+\$ 312	Specify fabric color number.
	• Fabric price group 7	+\$ 433	Specify fabric color number.
	• Fabric price group 8	+\$ 571	Specify fabric color number.
	• Fabric price group 9	+\$ 709	Specify fabric color number.
	• Fabric price group 10	+\$ 813	Specify fabric color number.
	• Leather	+\$ 952	Specify leather color number.
<b>COM / COL</b>			
	• Customer's Own Material (COM)	+\$ 35	► See <i>Surface Materials Reference Manual</i> .
	• Customer's Own Leather (COL)	+\$ 115	► See <i>Surface Materials Reference Manual</i> .
<b>Glide</b>			
	• Polished Aluminum	+\$ 54	Specify with 8046 Polished Aluminum.

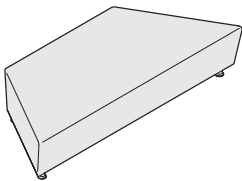
*Tip: If selecting front upholstery option, first select the fabric for the surface, then select the fabric for all other surfaces.*



**For Canadian Pricing**  
Multiply U.S. Price by the  
Canadian price factor.  
► See page 1 for details.

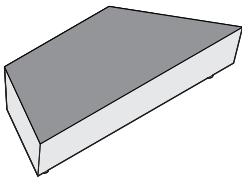
Specification Information

• Style • Number • •	• U.S. • Base • Price •
-------------------------------	----------------------------------



Same Upholstery

MLBBS	\$1759
•	•



Multiple Upholstery - Front Seat

MLBBF	\$1759
•	•



**For Canadian Pricing**  
Multiply U.S. Price by the  
Canadian price factor.  
▶ See page 1 for details.





---

# Understanding and Specifying RoomWizard II

## Product Details

RoomWizard II Room Scheduling System	126
--------------------------------------	-----

## Specifying

RoomWizard II Room Scheduling System	129
RoomWizard II Accessories	130

# RoomWizard II Room Scheduling System

**RoomWizard II** is a web-based room scheduling system with touchscreen display.

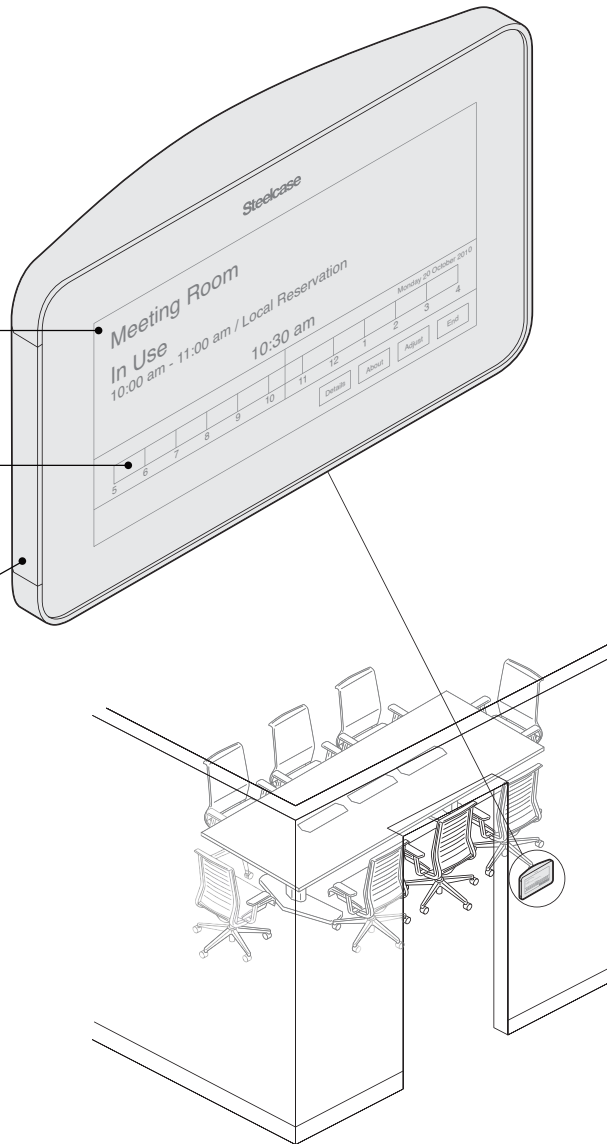
**Reserve** a room from any networked computer, smart phone, or RoomWizard II device.

**RoomWizard II** can stand alone or synchronize with systems like Microsoft Exchange, Lotus Domino servers, Google Apps, and several other third party software systems.

**Display** of the room's schedule, hostname, meeting purpose, meeting times, room details, and timeline are shown.

**Touchscreen** allows user to claim a room for an impromptu meeting, adjust meeting time, or end a meeting early.

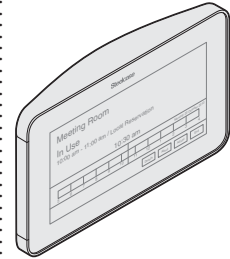
**Status lights** are bright red and green which signal a room's availability from a distance.



## Actual Dimensions

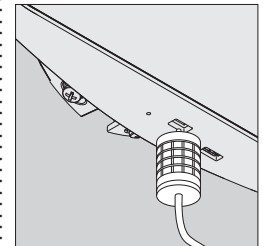
Universal Mount		
Width	8 1/8"	7 1/2"
Height	5 1/8"	2"
Depth	2 1/4"	1"
Installation depth with mounting bracket	2 1/4"	
Diagonal screen size	7"	
Weight	1 1/4 lb	

## Product Details



**RoomWizard II** comes with everything needed to operate in classic mode, as a stand-alone system with standard firmware which is included. To operate in synchronized mode, the synchronization drivers must be purchased separately.  
*Tip: Firmware may be automatically updated via the internet or micro USB drive.*

**RoomWizard II** screen can be wiped clean by using a microfiber cloth.

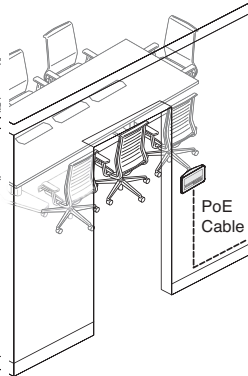


**Built-in security holes** allow RoomWizard II to be secured using a Kensington lock.

**Analytics console** records room occupancy and reservation patterns, then generates reports to provide insight into space utilization.

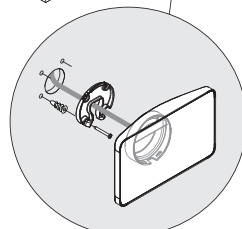
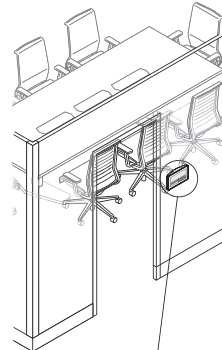
**Administrative console** manages, configures, and monitors all RoomWizards from a single interface. Both consoles are available for free download on the RoomWizard II support page at [www.steelcase.com](http://www.steelcase.com).

## Wiring & Cabling

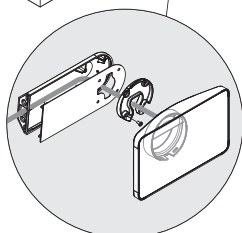
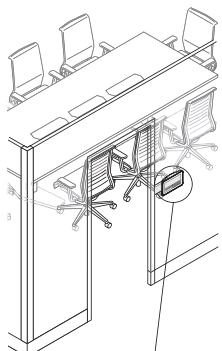


**RoomWizard II** connects to a network and is powered using Power over Ethernet (PoE). PoE cables run from the PoE switch typically located in the data closet. Industry standards set cable lengths at 100m. Contact your IT department to determine the PoE switch locations.

## Mounting Options



**The standard mount** comes with each RoomWizard II and allows it to mount directly to hard surfaces.

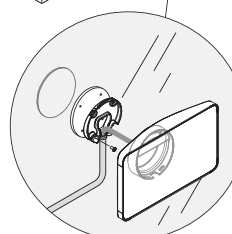



**The universal mount** is an option and is used to mount to architectural mullions. It can also work for glass wall applications.

**The universal mount with furniture hardware kit** is an option and is used to mount to FrameOne, Post and Beam, and other furniture products.

**Mounting RoomWizard II to media:scape** does not require a universal mount, so ordering the furniture mount hardware kit separately is recommended for that application.

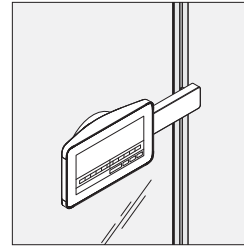
► See page 131



**The direct-to-glass mount** is an option and includes a vanity plate to visually conceal the hardware. It allows the RoomWizard II to adhere to glass surfaces.

**Recommended mounting height** is 54" from floor to top of unit.

**The junction box plate mounts** come in packs of five and are used to mount RoomWizard II to junction box plates.



**The V.I.A. mounting bracket** is an option that allows RoomWizard to be mounted directly onto Steelcase V.I.A. captured glass frames. This option will require the PoE cable to be run from the floor to the RoomWizard.

**For the PoE cable to be run from the RoomWizard to the floor**, it can be routed through the post in the V.I.A. wall. Cable diameters up to standard Cat 6 are supported. The maximum diameter for an ethernet cable is 1/4" thick.

**When mounting the RoomWizard to V.I.A.** provide enough clearance for V.I.A. sliding doors. When positioned on double glazed assemblies, the RoomWizard should be mounted to Side A of the glass frame. RoomWizard can be mounted to solid V.I.A. skins using the standard mount.

**For single glazed V.I.A. wall installations**, the V.I.A. mount can only be used if the glass is flush with the corridor side of the wall. Otherwise, the standard RoomWizard glass mount is recommended.

► Refer to the *V.I.A. Specification Guide* for further application details.

## Specifications

### Specifications

- Touchscreen: capacitive touchscreen
- Size: 7" diagonal
- Aspect ratio: 16:9
- Resolution: 800 x 430 WVGA
- Color depth: 16M colors
- Memory: 4Gb

### Ethernet

- 10BaseT/100BaseTX, DHCP, IEEE 802.3U & 802.3af compliant

### Power Requirements

- Power over Ethernet: 802.3af & 802.3at compliant

### Environmental

- Temperature: +5° to +40°C
- Humidity: 5% to 90% RH, Non condensing

### Weight

- 11/4 lb

### Certifications

- FCC Class A, UL, CE, EMC / EMI, RoHS

### Resources

**Downloadable materials** available at [village.steelcase.com/products](http://village.steelcase.com/products)

- RW Installation and Operation Guide
- System Manager Guide
- Instructions for Lotus Domino Connector Installation
- Instructions for Microsoft Exchange Connector Installation
- User Guide for Classic Mode
- User Guide for Synchronized Mode

**Downloadable materials** available at [www.steelcase.com](http://www.steelcase.com)  
RoomWizard II Support:

- Analytics Console
- Administrative Console

**The Google Apps connector** connects a customer's RoomWizard to Google calendars. Conference rooms outfitted with RoomWizard can be reserved through Google calendar or the RoomWizard itself. For a flat annual cost, customers can connect unlimited RoomWizards to the service. Customers can order the software at [www.rwcloudconnector.com](http://www.rwcloudconnector.com) or through a dealer.

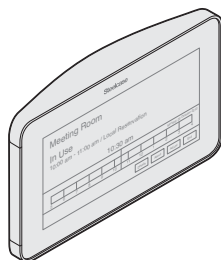
**Available for immediate download** at [store.steelcase.com](http://store.steelcase.com):

- Microsoft Exchange and Microsoft Exchange Cloud Synchronization Packages
- Lotus Domino Synchronization Package

**Microsoft Exchange Enterprise Synchronization Package** enables customers to connect their RoomWizards to Microsoft Exchange. It is designed for organizations concerned about the capacity of their Exchange system. This version of the connector operates with a push architecture which limits the stress the RoomWizard device places on the Exchange system.

# RoomWizard II Room Scheduling System

RoomWizard II Room  
Scheduling System



*Tip: Plan for cable routing prior to installation.*

*Tip: Both universal mounting bracket and direct-to-glass mounting bracket work for glass wall applications.*

► See understanding section for more information.

*Tip: When using RoomWizard in conjunction with V.I.A. captured glass frames, use the V.I.A. mounting bracket.*

*Note: Remember to provide enough clearance for V.I.A. sliding doors.*

	Standard Includes	Required to Specify
► Need help? Product details, page 126	<ul style="list-style-type: none"> <li>RoomWizard II appliance</li> <li>RoomWizard II operating system</li> <li>Standard mount</li> <li>Installation and operation guide</li> <li>Standard 3 year warranty</li> </ul>	1 Style number 2 Options, if selected (see below)

	Options	U.S. Price	Required to Specify
<b>Extended Warranty</b>	<ul style="list-style-type: none"> <li>Extends warranty to 5 years</li> </ul>	+\$938	Specify with extended warranty.
<b>Mounting Options</b>	<ul style="list-style-type: none"> <li>Universal mounting bracket</li> <li>Direct-to-glass mounting bracket</li> <li>V.I.A. mounting bracket</li> <li>Universal mounting bracket with furniture hardware kit</li> </ul>	+\$169 +\$169 +\$169 +\$308	Specify with universal mounting bracket. Specify with direct-to-glass mounting bracket. Specify with V.I.A. mount. Specify with universal mounting bracket with furniture hardware kit.

Specification Information	
Style Number	U.S. Base Price
RW20	\$3177

 **For Canadian Pricing**  
Multiply U.S. Price by the Canadian price factor.  
► See page 1 for details.

# RoomWizard II Accessories

## Lotus Domino Synchronization Package

*Tip: An email with a download link and license key will be sent after purchase.*

Standard Includes	Required to Specify
<ul style="list-style-type: none"><li>▶ Need help? Product details, page 126</li><li>• RoomWizard II driver software for synchronizing with Lotus Domino</li><li>• Technical support by means of a WebEx session to assist client IT personnel in installation of the synchronization driver</li></ul>	Style number

### Specification Information

• Style Number	• U.S. Price
DTPRWS01	\$1876
.	.

## Microsoft Exchange Enterprise Synchronization Packages

*Tip: The Microsoft Exchange Enterprise Synchronization Upgrade Package is available for customers who own a previous version of the Exchange connector and are looking to upgrade to the enterprise version.*

*Tip: An email with a download link and license key will be sent after the purchase.*

Standard Includes	Required to Specify
<ul style="list-style-type: none"><li>▶ Need help? Product details, page 126</li><li>• RoomWizard II driver software connector and license for synchronizing with Microsoft Exchange</li><li>• Technical support by means of a WebEx session to assist client IT personnel in installation of the synchronization connector</li></ul>	Style number

### Specification Information

• Style Number	• U.S. Price
.	.

### Microsoft Exchange Enterprise Synchronization Package

DTPRWS04	\$2400
.	.

### Microsoft Exchange Enterprise Synchronization Package Software Upgrade

DTPRWS04U	\$1400
.	.



**For Canadian Pricing**  
Multiply U.S. Price by the Canadian price factor.  
▶ See page 1 for details.


## Microsoft Exchange Cloud Synchronization Package

*Tip: Order this synchronization package when connecting RoomWizard II to Microsoft Exchange 365 and other hosted Exchange services.*

*Tip: An email with a download link and license key will be sent after purchase.*

Standard Includes		Required to Specify
▶ Need help? Product details, page 126	<ul style="list-style-type: none"> <li>RoomWizard II driver software connector and license for synchronizing with Microsoft Exchange 365 and other hosted Exchange services</li> <li>Technical support by means of a WebEx session to assist client IT personnel in installation of the synchronization</li> </ul>	Style number
Specification Information		
Style Number	U.S. Price	
DTPRWS03	\$1876	

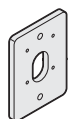
## Furniture Mount Hardware Kit



*Tip: Order this kit when mounting RoomWizard II to media:scape.*

Standard Includes		Required to Specify
▶ Need help? Product details, page 126	<ul style="list-style-type: none"> <li>Furniture mount hardware kit</li> </ul>	Style number
Specification Information		
Style Number	U.S. Price	
RW20FMK	\$139	

## RoomWizard II Junction Box-Plate Mounts



Standard Includes		Required to Specify
▶ Need help? Product details, page 126	<ul style="list-style-type: none"> <li>Five RoomWizard II junction box faceplates</li> </ul>	Style number
Specification Information		
Style Number	U.S. Price	
RWJPM	\$80	



**For Canadian Pricing**  
Multiply U.S. Price by the Canadian price factor.  
▶ See page 1 for details.





# Understanding and Specifying ēno Interactive Whiteboards and Accessories



## Statement of Line

134

### Product Details

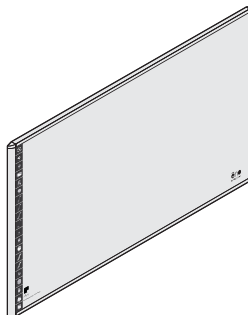
ēno Classic, ēno Click, and ēno Flex Interactive Whiteboards	136
ēno Projector Kit	139
ēno Play	140

### Specifying

ēno Classic, ēno Click, and ēno Flex Interactive Whiteboards	141
ēno Accessories	
ēno Projector Kit	144
ēno Projector	144
ēno Projector Mount	144
ēno Play	145
ēno Play Installation Kit	145
ēno Icon Strip	146
ēno Receiver	146
ēno Stylus 601	147
Marker Trays	147
ēno Demo Kit	148

# Statement of Line

## ēno Classic, ēno Click, and ēno Flex Interactive Whiteboards



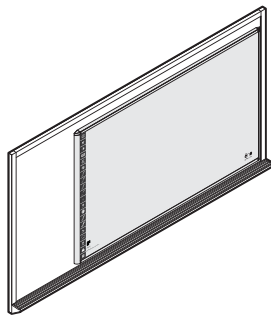
### ēno Classic Interactive Whiteboards

Understanding

► Page 136

Specifying

► Page 141



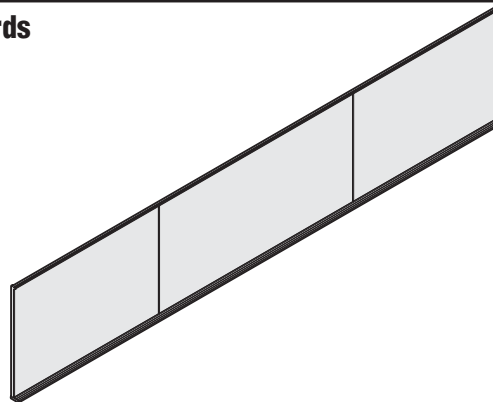
### ēno Click Interactive Whiteboards

Understanding

► Page 136

Specifying

► Page 142



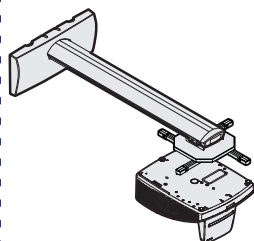
### ēno Flex Interactive Whiteboards

Understanding

► Page 137

Specifying

► Page 143




### ēno Projector Kit

Understanding

► Page 139

Specifying

► Page 144



### ēno Play

Understanding

► Page 140

Specifying

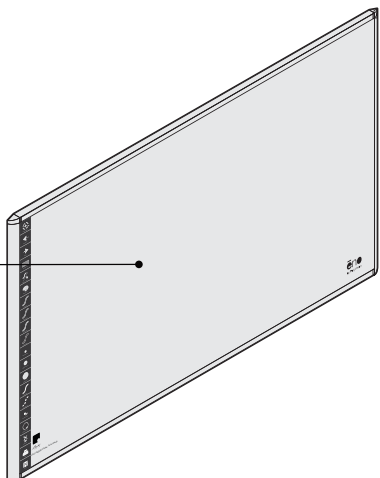
► Page 145



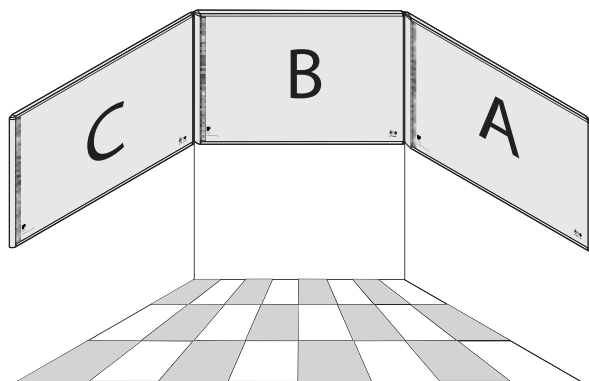
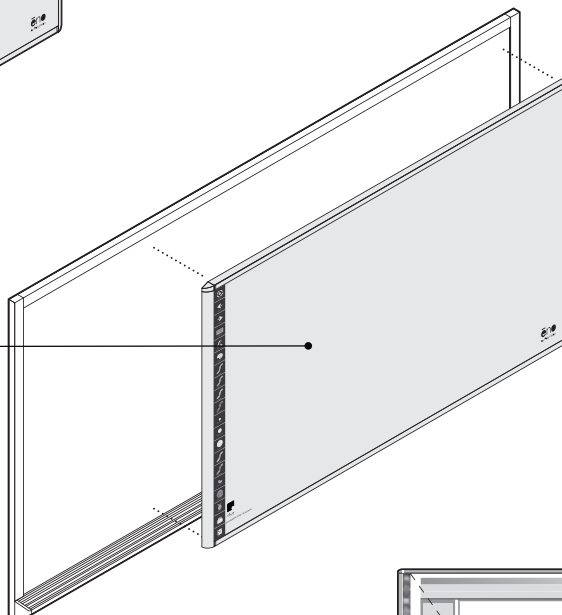
# ēno Classic, ēno Click, and ēno Flex Interactive Whiteboards

**ēno Classic, ēno Click, and ēno Flex interactive whiteboards** can be used as a conventional whiteboard with any traditional dry eraser marker, or as an interactive whiteboard with the use of a projector and an ēno stylus.

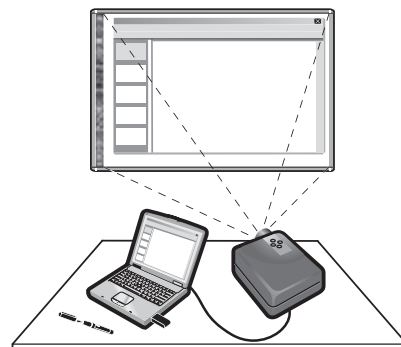
**The ēno Classic interactive whiteboard** installs like any conventional whiteboard. No power or cables are required.



**The ēno Click interactive whiteboard** uses magnetic mounting hardware and mounts instantly over an existing ceramic-steel chalkboard, whiteboard, or any other steel surface. No power or cables are required.



**ēno Classic and Click interactive whiteboards** are available in three different dot patterns: A, B, and C. This enables up to three boards to be independently calibrated in the same room and to operate properly.



**Interactive application:** ēno can be used as an interactive whiteboard when used with the ēno stylus in conjunction with any Windows or Apple computer (not included) and any projector (not included with ēno interactive whiteboards, but can be ordered separately). For best experience, ultra short-throw projectors are recommended.

## Actual Dimensions — ēno Classic and ēno Click

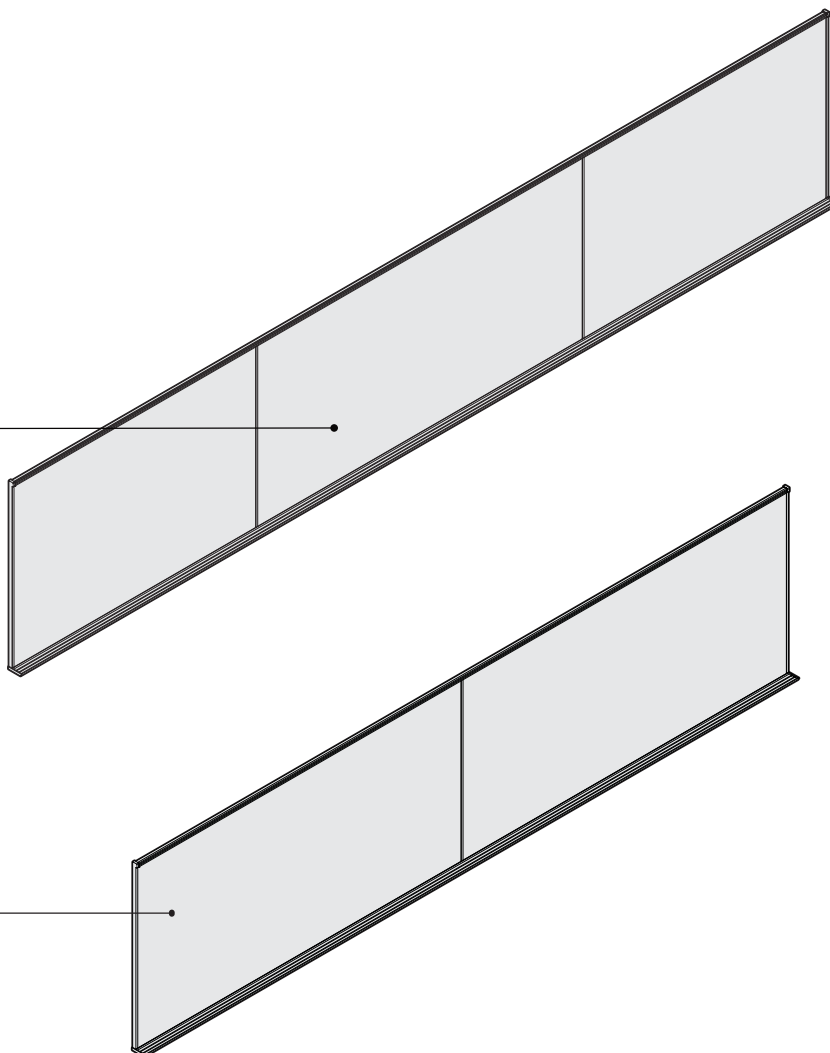
Dimensions include whiteboard frame

	Overall Depth	Overall Height	Overall Width
<b>ENO2610</b>	1"	48"	63"
<b>ENO2810</b>	1"	48"	84"
<b>ENOCCLICK2650</b>	1 1/4"	43"	63"
<b>ENOCCLICK2850</b>	1 1/4"	43"	84"

**ēno Flex** integrates multiple ceramicsteel dry erase panels and ēno interactive whiteboards into the same surface. It installs like any conventional whiteboard. No power or cables are required.

**All ēno Flex configurations** include a full-length integrated marker tray, as well as a full-length tack rail with a flag holder, two map clips, and two map rail hooks.

**ēno Flex 100, ēno Flex 200, and ēno Flex 686 solutions** are only available in the A dot pattern.



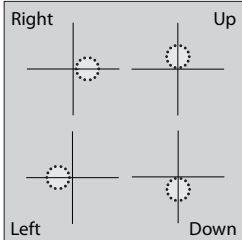
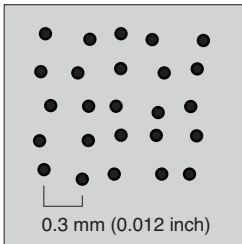
**The ēno Flex 280 solution** includes both an A dot pattern board and a B dot pattern board.

#### Actual Dimensions — ēno Flex

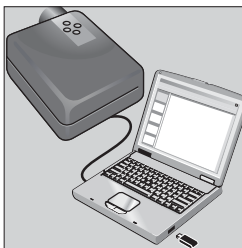
Dimensions do not include 4" deep integrated marker tray

	• Overall Depth	• Overall Height	• Overall Width	• Center Panel Height	• Center Panel Width	• Side Panels Height	• Side Panels Width
<b>ENOFLEX100</b>	1 1/8"	48"	144"	46 1/2"	63"	46 1/2"	40"
<b>ENOFLEX200</b>	1 1/8"	48"	192"	46 1/2"	84"	46 1/2"	53 1/2"
<b>ENOFLEX686</b>	1 1/8"	48"	240"	46 1/2"	84"	46 1/2"	78"
<b>ENOFLEXAB280</b>	1 1/8"	48"	169"	N.A.	N.A.	46 1/2"	84"

## Product Details



**ēno interactive whiteboards** feature a pattern invisible to the naked eye. The pattern consists of numerous intelligent small black dots that can be read by the ēno stylus. The pattern indicates the exact positions of the ēno stylus.



**Any Bluetooth® enabled computer (Apple or Windows-based) with the ēno App** installed can be used in conjunction with ēno to enable interactive whiteboard capability. Any projector can be used to project images from the computer to the ēno whiteboard.

The **ēno stylus** works with the ēno whiteboard to enable interactive capability with a computer. For example, when a computer based presentation is projected onto the ēno whiteboard, the stylus can be used to guide the presentation or interact with a computer program, similar to keyboard or mouse commands.

**Each ēno Classic and ēno Click interactive whiteboard** comes complete with:

- one ēno whiteboard with one of three dot patterns. Every ēno whiteboard features the e<sup>3</sup> ceramicsteel writing surface
- one Bluetooth enabled stylus with one AAA battery
- two replacement stylus tips
- one ēno receiver for Windows or Macintosh (USB interface)
- the ēno App
- one USB extender for the ēno receiver
- one magnetic icon strip

**Each ēno Flex interactive whiteboard** comes complete with:

- one ēno whiteboard, which features e<sup>3</sup> ceramicsteel writing surface
- one Bluetooth enabled stylus with one AAA battery
- two replacement stylus tips
- one ēno receiver for Windows or Macintosh (USB interface)
- one Bluetooth
- One USB extender for the ēno receiver
- One magnetic icon strip
- Full-length integrated marker tray
- Full-length tack rail with flag holder
- Two map clips and two map rail hooks

**Computer projector** is not included.

**RM EasiTeach Next Generation Software** is an available option for all ēno interactive whiteboards. It is an educational software which includes a five-user license.

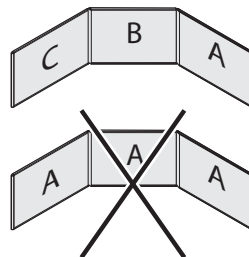
## Installation

**ēno interactive performance** requires the installation of the ēno App on the computer and the ēno receiver included with ēno.

**The ēno Classic and ēno Flex whiteboards** install like any conventional whiteboard. There are no power requirements and therefore no wires. Because it transmits to the computer via Bluetooth there are no communication cable requirements.

**The ēno Click interactive whiteboard** comes with magnetic mounting hardware and mounts instantly over any ceramic-steel or steel surface. Because ēno transmits to the computer via Bluetooth, there are no communication cable requirements.

## Application Topics



**ēno Classic and ēno Click interactive whiteboards** are available with A, B, and C dot patterns which allow up to three boards to be independently calibrated in the same room and operate properly. In a multiple interactive whiteboard application, no two whiteboard dot patterns should be the same.

**ENOFLEX100, ENOFLEX200, and ENOFLEX686 interactive whiteboards** are only available in A dot pattern.

## Environmental Certifications

**ēno Classic and ēno Click**

- MBDC Cradle to Cradle Silver
- SCS Indoor Advantage
- RoHS

**ēno Flex**

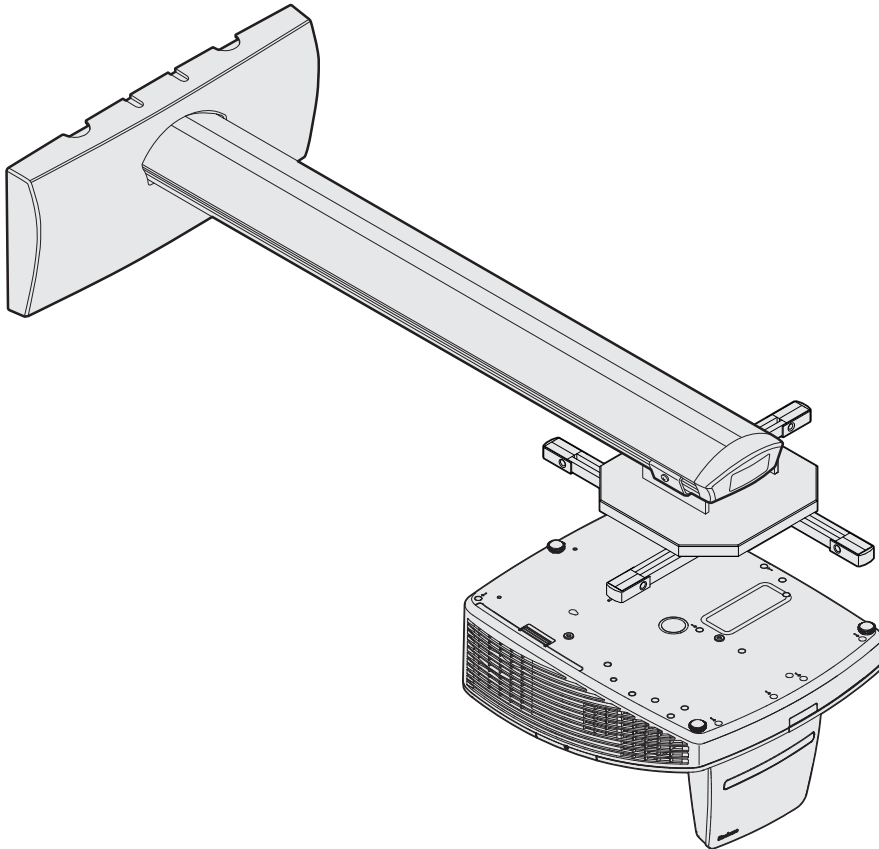
- SCS Indoor Advantage
- RoHS
- Qualifies for LEED points

## Warranty

For warranty details, go to [www.steelcase.com](http://www.steelcase.com).

**ēno projector kit** includes a universal double-stud projector mount kit and ultra short throw projector.

**ēno projector kit** is ordered separately.



## Product Details

**Universal projector mount kit** comes complete with:

- Double-stud mounting bracket that installs on wood studs, steel studs, and concrete
- 40" boom arm that provides cable storage
- Projector mounting hardware

**WXGA ultra short-throw projectors** comes complete with:

- DLP with Brilliant Color technologies
- Native resolution: WXGA (1280 x 800)
- Aspect ratio: 16:10 Native, 16:9, 4:3
- Brightness: 3000 Lumens (typical); 2450 Lumens (eco mode)
- Lamp life: 5000/8000 hrs.
- 6-segment color wheel (RGBCWY)
- Contrast ratio: 2300:1
- Two 10 watt built-in speakers

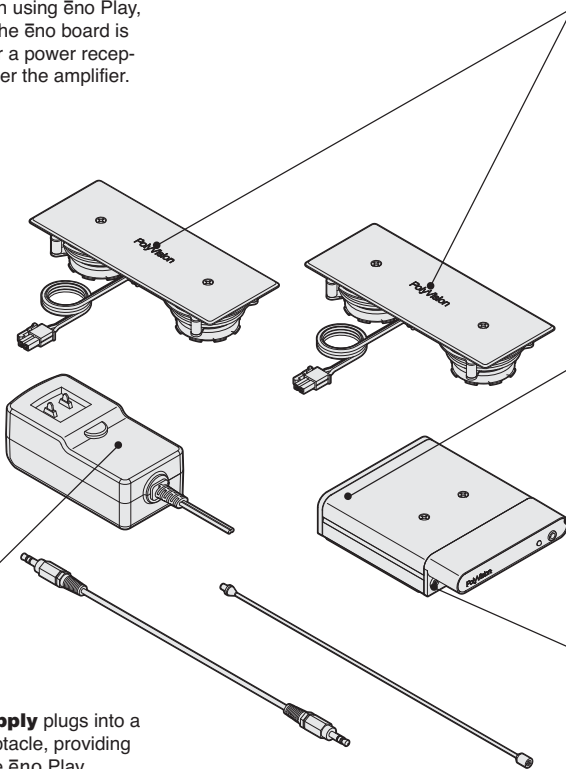
## Warranty

For warranty details, go to [www.steelcase.com](http://www.steelcase.com).

# ēno Play

**ēno Play** integrates sound with the world's most durable interactive white-board to tune in every type of learner, from auditory to kinesthetic to visual.

**ēno Play** consists of an amplifier, driver pack, two exciters, audio input cable, power supply with adapters, and hardware mounting extender brackets for an ēno board. When using ēno Play, make sure the ēno board is located near a power receptacle to power the amplifier.



**Power supply** plugs into a power receptacle, providing power to the ēno Play system.

**Exciters** send audio through the ēno board to vibrate the ceramicsteel surface and turn the ēno board into a large, high quality speaker system. Exciters are mounted to the back of the ēno board with an included adhesive.

**Amplifier** receives the audio signal input and controls the two exciters. The amplifier is also mounted to the back of the ēno board with an included adhesive.

**Quick access volume control** allows user to adjust sound from computer or application in use.

**Audio input** is 3.5 mm and is located in front or rear of the amplifier for easy access when the ēno board is installed.

## Product Details

**Amplifier** is standard with two 20 watt output channels and two input jacks, and is electronically protected against reverse and over voltage power input supply.

**Amplifier output power** is 24VDC; 1.88A, and input power is 100-240VAC; 50/60Hz.

**Driver pack** is standard with two transducers and maximum power of 15 watts rms. Driver pack IEC 268-5 maximum power is 30 watts rms.

**Audio input cable** is a 3.5 mm, male-to-male stereo cable. The standard length is 25'. The following cables are available as service parts: 25', 50', 75' (male-to-male) or 10' (male-to-female).

**ēno Play** has an operating temperature of 41°F to 95°F and an operating humidity of 10% to 90% non-condensing. ēno Play has a storage temperature of -5°F to 140°F and a storage humidity of 5% to 95% non-condensing.

## Environmental Certifications

- FCC
- CE
- RoHS
- WEEE

## Warranty

For warranty details, go to [www.steelcase.com](http://www.steelcase.com).

## Actual Dimensions

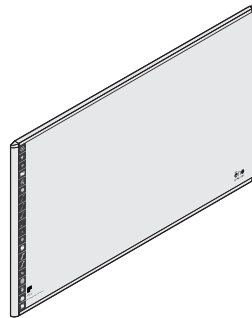
	Depth	Width	Length
Amplifier	1/2"	3 3/5"	4 1/2"
Driver pack	9/10"	2 2/5"	5 9/10"



# ēno Classic, ēno Click, and ēno Flex Interactive Whiteboards

ēno Classic, ēno Click,  
and ēno Flex Interactive  
Whiteboards

## ēno Classic Interactive Whiteboards



Tip: RM EasiTeach Next Generation educational software includes a five-user license.

Tip: ēno Interactive Whiteboards are available in three different dot patterns, A, B, and C. This enables up to three boards to be independently calibrated in the same room and to operate properly. In a multiple interactive whiteboard application, no two whiteboard grid patterns should be the same.

Standard Includes	Required to Specify
<ul style="list-style-type: none"> <li>▶ Need help? Product details, page 136</li> <li>• e<sup>3</sup> ceramicsteel whiteboards</li> <li>• Trim: anodized aluminum</li> <li>• Mounting brackets package</li> <li>• Bluetooth enabled stylus</li> <li>• Two replacement stylus tips</li> <li>• One USB charging cable</li> <li>• ēno receiver</li> <li>• USB extender</li> <li>• ēno icon strip</li> <li>• Getting Started CD (includes ēno app, user manual, and installation guide)</li> </ul>	<ul style="list-style-type: none"> <li>1 Style number</li> <li>2 Options, if selected (see below)</li> </ul>

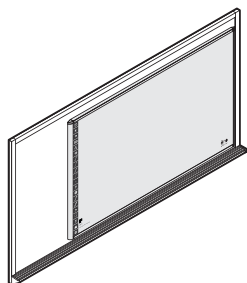
Options	U.S. Price	Required to Specify
<b>Educational Software</b> <ul style="list-style-type: none"> <li>• RM EasiTeach</li> </ul>	+\$115	<ul style="list-style-type: none"> <li>▶ Specify with RM EasiTeach Next Generation Software.</li> </ul>

Specification Information				
Dimensions			Style Number	U.S. Base Price
W	D	H		
63"	1 1/8"	48"	<b>ENO2610A</b>	\$2858
63"	1 1/8"	48"	<b>ENO2610B</b>	\$2858
63"	1 1/8"	48"	<b>ENO2610C</b>	\$2858
84"	1 1/8"	48"	<b>ENO2810A</b>	\$3563
84"	1 1/8"	48"	<b>ENO2810B</b>	\$3563
84"	1 1/8"	48"	<b>ENO2810C</b>	\$3563
.	.	.	.	.



**For Canadian Pricing**  
Multiply U.S. Price by the  
Canadian price factor.  
▶ See page 1 for details.

## ēno Click Interactive Whiteboards



*Tip: RM EasiTeach Next Generation educational software includes a five-user license.*

*Tip: ēno Interactive Whiteboards are available in three different dot patterns, A, B, and C. This enables up to three boards to be independently calibrated in the same room and to operate properly. In a multiple interactive whiteboard application, no two whiteboard grid patterns should be the same.*

Standard Includes	Required to Specify
<ul style="list-style-type: none"> <li>▶ Need help? Product details, page 136</li> <li>• ē³ ceramicsteel whiteboards</li> <li>• Trim: anodized aluminum</li> <li>• Mounting brackets package</li> <li>• Bluetooth enabled stylus</li> <li>• Two replacement stylus tips</li> <li>• One USB charging cable</li> <li>• ēno receiver</li> <li>• USB extender</li> <li>• ēno icon strip</li> <li>• Getting Started CD (includes ēno app, user manual, and installation guide)</li> </ul>	<ul style="list-style-type: none"> <li>1 Style number</li> <li>2 Options, if selected (see below)</li> </ul>

Options	U.S. Price	Required to Specify
<b>Educational Software</b> <ul style="list-style-type: none"> <li>• RM EasiTeach</li> </ul>	+\$115	▶ Specify with RM EasiTeach Next Generation Software.

Specification Information				
Dimensions			Style Number	U.S. Base Price
W	D	H		
63"	1 1/8"	43"	<b>ENOCCLICK2650A</b>	\$3021
63"	1 1/8"	43"	<b>ENOCCLICK2650B</b>	\$3021
63"	1 1/8"	43"	<b>ENOCCLICK2650C</b>	\$3021
84"	1 1/8"	43"	<b>ENOCCLICK2850A</b>	\$3746
84"	1 1/8"	43"	<b>ENOCCLICK2850B</b>	\$3746
84"	1 1/8"	43"	<b>ENOCCLICK2850C</b>	\$3746

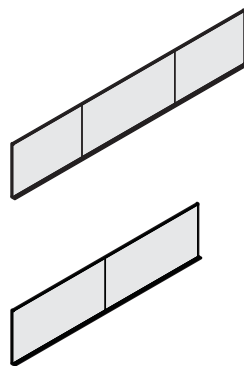


**For Canadian Pricing**  
Multiply U.S. Price by the Canadian price factor.  
▶ See page 1 for details.

## ēno Flex Interactive Whiteboards

Note: The integrated marker tray installs approximately 4" away from the mounting surface.

Tip: RM EasiTeach Next Generation educational software includes a five-user license.



Tip: The ENOFLEXAB280 board needs one projector for each of its two interactive panels.

	Standard Includes	Required to Specify
► Need help? Product details, page 137	<ul style="list-style-type: none"> <li>• e<sup>3</sup> ceramicsteel whiteboards</li> <li>• Trim: black plastic</li> <li>• Mounting brackets package</li> <li>• Bluetooth enabled stylus</li> <li>• Two replacement stylus tips</li> <li>• One USB charging cable</li> <li>• ēno receiver</li> <li>• USB extender</li> <li>• ēno icon strip</li> <li>• Getting Started CD (includes ēno app, user manual, and installation guide)</li> <li>• Full-length integrated marker tray</li> <li>• Full-length tack rail with flag holder</li> <li>• Two map clips and two map rail hooks</li> </ul>	1 Style number 2 Options, if selected (see below)

	Options	U.S. Price	Required to Specify
<b>Educational Software</b>	<ul style="list-style-type: none"> <li>• RM EasiTeach</li> </ul>	+\$115	► Specify with RM EasiTeach Next Generation Software.

Specification Information				
Dimensions			Style	U.S.
W	D	H	Number	Base Price
:	:	:	:	:

### With Two e<sup>3</sup> Ceramicsteel Side Panels

144"	1 1/8"	48"	<b>ENOFLEXA100</b>	\$3566
192"	1 1/8"	48"	<b>ENOFLEXA200</b>	\$4413
240"	1 1/8"	48"	<b>ENOFLEX686</b>	\$4618
:	:	:	:	:

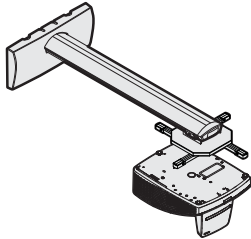
### Dual Whiteboards with Pattern A and Pattern B

169"	1 1/8"	48"	<b>ENOFLEXAB280</b>	\$4495
:	:	:	:	:

 **For Canadian Pricing**  
Multiply U.S. Price by the  
Canadian price factor.  
► See page 1 for details.

# ēno Accessories

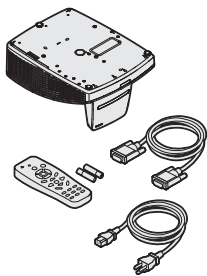
## ēno Projector Kit



Tip: ēno board not included.  
Order separately.

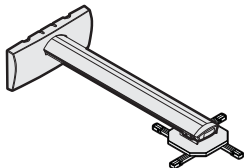
Standard Includes		Required to Specify
<p>► Need help? Product details, page 139</p>	<ul style="list-style-type: none"> <li>• WXGA ultra short-throw projector</li> <li>• Power cable</li> <li>• VGA cable</li> <li>• Remote control (includes batteries)</li> <li>• Quick start guide and user manual</li> <li>• Universal fixed wall arm projector mount</li> </ul>	Style number
Specification Information		
Style Number	U.S. Price	
ENOPROJKIT2	\$2800	

## ēno Projector



Standard Includes		Required to Specify
	<ul style="list-style-type: none"> <li>• WXGA ultra short-throw projector</li> <li>• Power cable</li> <li>• VGA cable</li> <li>• Remote control (includes batteries)</li> <li>• User manual</li> </ul>	Style number
Specification Information		
Style Number	U.S. Price	
PJ930	\$2500	

## ēno Projector Mount




Standard Includes		Required to Specify
	<ul style="list-style-type: none"> <li>• Chief WP22US universal projector mount kit</li> <li>• Mounting hardware</li> <li>• User manual</li> </ul>	Style number
Specification Information		
Style Number	U.S. Price	
WP22US	\$500	



**For Canadian Pricing**  
Multiply U.S. Price by the  
Canadian price factor.  
► See page 1 for details.

## ēno Play

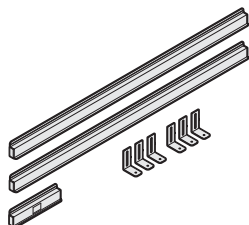


Tip: Installation kits must be ordered separately.

Tip: ēno Play with magnets is for use with demo product only.

Standard Includes		Required to Specify
▶ Need help? Product details, page 140	• 40W amplifier with driver pack	Style number
	• Two exciters	
	• Power cord and adapters	
	• 22 AWG connection wire	
	• Mounting bracket spacers	
	• Magnets, if selected	
Specification Information		
Style Number	U.S. Price	
ENOPLAY140	\$646	
With Mounting Bracket		
ENOPLAY140	\$646	
With Magnets		
ENOPLAY140M	\$646	

## ēno Play Installation Kit



Tip: The installation kit must be ordered in addition to ENOPLAY140 and only for ēno Flex 100 and ēno Flex 200.

Standard Includes		Required to Specify
▶ Need help? Product details, page 140	<ul style="list-style-type: none"><li>• Extended mounting brackets</li><li>• Hardware kit</li></ul>	Style number
Specification Information		
<ul style="list-style-type: none"><li>• <b>Style</b></li><li>• <b>Number</b></li><li>• </li><li>• </li></ul>	<ul style="list-style-type: none"><li>• <b>U.S.</b></li><li>• <b>Price</b></li><li>• </li><li>• </li></ul>	
For use with ēno Flex 100 and ēno Flex 200		
ENOPLAYFLXKIT0	\$252	
•		



### For Canadian Pricing

Multiply U.S. Price by the Canadian price factor.

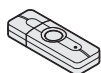
▶ See page 1 for details.

## ēno Icon Strip



Standard Includes		Required to Specify	
<ul style="list-style-type: none"> <li>Icon strip for dot pattern A</li> </ul>		1 Style number 2 ēno board dot pattern (see below under Required Selections)	
Required Selections		U.S. Price	Required to Specify
<b>ēno Board Grid Pattern</b>	• Icon strip for dot pattern A	No cost	Specify <i>for dot pattern A.</i>
	• Icon strip for dot pattern B	No cost	Specify <i>for dot pattern B.</i>
	• Icon strip for dot pattern C	No cost	Specify <i>for dot pattern C.</i>
Specification Information			
Style Number	U.S. Price		
ENOAPPICONST	\$60		

## ēno Receiver



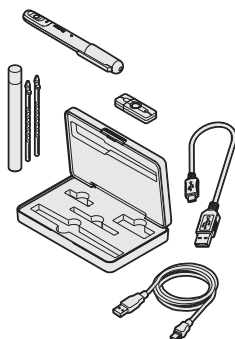
Standard Includes		Required to Specify
▶ Need help? Product details, page 136	• ẽno receiver	Style number
Specification Information		
• Style • Number • •	• U.S. • Price • •	
ENOREC01	\$102	

**For Canadian Pricing**

Multiply U.S. Price by the Canadian price factor.

▶ See page 1 for details.


## ēno Stylus 601



Tip: Stylus kit includes ēno receiver and USB extender.

Standard Includes		Required to Specify
<p>► Need help? Product details, page 136</p>	• Bluetooth enabled stylus 601	Style number
	• Two replacement stylus tips	
	• One USB charging cable	
	• Case: black plastic	
	• ēno receiver, if stylus kit selected	
	• USB extender, if stylus kit selected	
Specification Information		
• Style • Number	• U.S. • Price	
<b>Stylus</b>		
<b>ENOSTYLUS601</b>	\$400	
<b>Stylus Kit</b>		
<b>ENOSTYKIT601</b>	\$500	

## Marker Trays

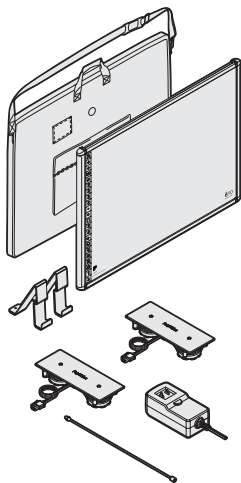


Standard Includes		Required to Specify
• Marker tray: anodized aluminum		Style number
Specification Information		
• Dimensions • W	• Style • Number	• U.S. • Price
12"	<b>MCR12</b>	\$55
24"	<b>MCR24</b>	\$74



**For Canadian Pricing**  
Multiply U.S. Price by the  
Canadian price factor.  
► See page 1 for details.

ēno Demo Kit



Tip: This product is for Steelcase dealers and re-sellers only. It is for demonstration purposes and is not intended to be sold to clients.

Standard Includes	Required to Specify
<div><div>▶ Need help? Product details, page 136</div><div><ul style="list-style-type: none"><li>• Interactive whiteboard (ENO2210A)</li><li>• Magnetic table top stand: package of two (MS210)</li><li>• Travel bag (EC210)</li><li>• Magnetic ēno Play (ENOPLAY140M)</li><li>• Bluetooth enabled stylus</li><li>• Two replacement stylus tips</li><li>• One USB charging cable</li><li>• ēno receiver</li><li>• USB extender</li><li>• Case: black plastic</li><li>• ēno icon strip</li><li>• ēno App</li><li>• RM Easiteach Software</li></ul></div></div>	<div>Style number</div>

Specification Information	
• Style Number	• U.S. Price
ENODEMOKIT	\$1550

  
**For Canadian Pricing**  
Multiply U.S. Price by the  
Canadian price factor.  
▶ See page 1 for details.



---

# Understanding and Specifying Steelcase Certified Refurbished Products

## Product Details

Steelcase Certified Refurbished Products

150

## Specifying

Steelcase Certified Refurbished RoomWizard II Room Scheduling System

151

# Steelcase Certified Refurbished Products

**Steelcase Certified Refurbished Products** are pre-owned Steelcase products that undergo Steelcase's stringent refurbishment process prior to being offered for sale.

They are in 100% working condition and sold as refurbished product at a lower price. As these refurbished products have been unpacked and manipulated, they might exhibit some minor cosmetic imperfections, such as scratches, marks, or discolorations.

**Each Steelcase Certified Refurbished Product is:**

- Fully tested under the same requirements as a new unit.
- Put through a thorough cleaning process and inspection.
- Re-flashed with new firmware.  
*Note: Firmware version may not be the most current by the time product is received. New firmware upgrade files are posted at [Steelcase.com](http://Steelcase.com) and can be upgraded post-installation.*
- Repackaged (including appropriate manuals, cables, new boxes, etc.)
- Given a new refurbished style number and serial number.
- Placed into a Final QA inspection prior to being added to sellable refurbished stock.

Refurbishment procedures follow the same basic technical guidelines as Steelcase's Finished Goods testing procedures.

**Warranty**

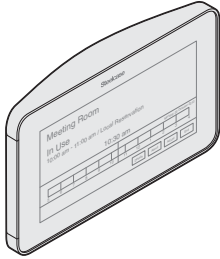
Each Steelcase Certified Refurbished product includes a 1 year warranty.

**Availability**

Refurbished supply is very limited. It is recommended to check with a Technology Sales Consultant or SFT representative to see if an item is available for sale.

# Steelcase Certified Refurbished RoomWizard II Room Scheduling System

Steelcase Certified Refurbished  
RoomWizard II Room  
Scheduling System



*Tip: Plan for cable routing prior to installation.*

*Tip: Both universal mounting bracket and direct-to-glass mounting bracket work for glass wall applications.*  
▶ Page 127

*Tip: When using RoomWizard in conjunction with V.I.A. captured glass frames, use the V.I.A. mounting bracket.*

*Note: Remember to provide enough clearance for V.I.A. sliding doors.*

## Standard Includes

- ▶ Need help?  
Product details,  
page 150
- RoomWizard II appliance
- RoomWizard II operating system
- Standard mount
- Installation and operation guide
- Standard 1 year warranty

## Required to Specify

- 1 Style number
- 2 Options, if selected (see below)

## Options

### Mounting Options

- Universal mounting bracket +\$127
- Direct-to-glass mounting bracket +\$127
- V.I.A. mounting bracket +\$169
- Universal mounting bracket with furniture hardware kit +\$231

## U.S. Price

## Required to Specify

- Specify with universal mounting bracket.
- Specify with direct-to-glass mounting bracket.
- Specify with V.I.A. mount.
- Specify with universal mounting bracket with furniture hardware kit.

## Specification Information

Style Number	U.S. Base Price
RW20SCR	\$2383

Steelcase Certified  
Refurbished Product



**For Canadian Pricing**  
Multiply U.S. Price by the  
Canadian price factor.  
▶ See page 1 for details.



---

# Surface Materials

<b>Surface Materials</b>	<b>154</b>
<b>Seating Upholstery Matrix</b>	<b>158</b>
<b>Paint Color Availability Matrix</b>	<b>159</b>
<b>Laminate Matrix</b>	<b>160</b>
<b>Recommended Surface Edge Finishes</b>	<b>161</b>
<b>Grain Directions</b>	<b>162</b>

# Surface Materials

**This listing** includes all the surface material choices that are available for the products in this specification guide.

## Resources

For more information about surface materials, refer to the following resources:

**Additional surface materials specification tools** are available to assist you in the specification process—the Surface Materials Binders.

**The global surface materials palette** is a core collection of finishes that is available across multiple geographies (Americas/EMEA – Europe, Middle East, and Africa/APAC – Asia Pacific) and on global product lines, where applicable. For a list of finishes included in the offering, see the *Surface Materials Reference Manual*. Additional details, like product approvals by geography and finish number conversions, can also be found in the *Surface Materials Reference Manual* or see [steelcase.com/surfacematerials](http://steelcase.com/surfacematerials).

## Surface Materials Binders

- Surface Materials Reference Manual
- A complete set of swatch cards for hard surfaces, vertical surface fabrics, and seating upholstery

## Paint

### Steelcase Surfaces

*Tip: All products may not be available in all colors listed below.*

- ▶ See page 159 for an overview of the paint colors available on each component.
- Applies to:
  - media:scape aluminum infills
  - media:scape kiosk totem infill
  - ScapeSeries tables
  - media:scape lounge ledges and canopies

ⓔ = Established

## Price Group 1

### Smooth Paint

4242 Milk

### Textured Paint

7207 Black  
7225 Sand  
7230 Basalt  
7236 Fog ⓔ  
7237 Slate ⓔ  
7238 Fieldstone  
7239 Midnight  
7241 Arctic White  
7243 Seagull  
7278 Dark Bronze  
7360 Merle

## Price Group 2

### Smooth Metallic Paint

4728 Nickel Metallic  
4743 Mineral Metallic  
4744 Pearl Metallic  
4750 Champagne Metallic  
4752 Steel Metallic ⓔ  
4788 Gold Dust Metallic ⓔ  
4798 Sterling Metallic  
4799 Platinum Metallic  
4803 Near Black Metallic

### Textured Metallic Paint

7245 Carbon Metallic  
7246 Midnight Metallic

Applies to:

- media:scape table legs, base, column and totem frame
- ScapeSeries tables
- 4799 Platinum Metallic
- 4803 Near Black Metallic

## Select Surfaces

### Price Group 3

#### Accent paint

Accent paints allow you to choose from a pre-matched color palette of trend driven colors that are available without the PerfectMatch registration fee.  
▶ Refer to the *Surface Materials Reference Manual* for more information about this program.

## Custom Surfaces

### Price Group 3

#### PerfectMatch

PerfectMatch is a service that allows you to create your own paint color. Refer to the *Surface Materials Reference Manual* for more information about this program.

## Metal/Accessory Paints

### Steelcase Surfaces

Applies to:

- media:scape table legs, base, column, and totem frame
- 4140 Arctic White Gloss

Applies to:

- media:scape table foot ring
- ScapeSeries table foot ring
- 803S Stainless Steel

## Laminate

Applies to:

- media:scape tables
- ScapeSeries tables
- media:scape lounge ledges and canopies

## High-Pressure Laminate

### Fiber Laminate

2850 Vanadium Fiber  
2851 Rhyme Fiber ⓔ  
2852 Tungsten Fiber  
2854 Vellum Fiber  
2859 Novell Fiber  
2860 Granite Fiber  
2861 Coconut Fiber  
2862 Stucco Fiber

### Micro Laminate

2920 Marl Micro  
2921 Gypsum Micro  
2922 Clay Micro  
2923 Shadow Micro ⓔ

### Patina Laminate

2870 Blonde Bronze Patina  
2871 Blackened Bronze Patina  
2873 Instant Iron Patina

### Solid Laminate

2722 Cream ⓔ  
2730 Arctic White  
2746 Black  
2759 Warm White ⓔ  
2811 Mist ⓔ  
2883 Seagull  
2884 Milk  
2885 Dune  
2HMG Merle

## Speckle Laminate

2820 Coffee Speckle  
2822 Woodrose Speckle ⓔ  
2823 Driftwood Speckle  
2824 Smoke Speckle  
2825 Vanadium Speckle  
*Note: Some wood veneer finishes and woodgrain laminates share the same name. Because of the difference in materials, veneers and laminates of the same name are not an exact match but do coordinate with each other.*

## Woodgrain

2406 Clear Cherry  
2409 Clear Maple  
2410 Graphite Walnut  
2412 Natural Cherry  
2422 Medium Cherry  
2511 Winter on Maple  
2538 Clear Walnut  
2539 Warm Oak ⓔ  
2592 Blonde on Maple  
2714 Natural Walnut  
2772 Medium Mahogany on Walnut ⓔ  
2HAK Clear Oak  
2HAT Acacia  
2HAW Ash Wenge  
2HBW Bisque Wenge  
2HCW Clay Wenge  
2HSW Storm Wenge

## Turnstone Laminate Collection

A selection of laminates and edge bands in this collection are available on Steelcase brand products. This collection is available with standard leadtimes and supported like standard laminates to help make ordering easy. Please see the Turnstone section of [village.steelcase.com](http://village.steelcase.com) for swatching information.

2535 Virginia Walnut  
2536 Blackwood  
2612 Marbled Maple  
2614 Chocolate Walnut  
2615 Marbled Cherry

## Custom Surfaces

### Open Line Laminate (OLL)

This service allows you to order non-standard laminate at an additional processing fee of \$67 U.S. per worksurface or top, plus the cost of the laminate.

### When processing orders for Open Line laminate

on c:scape and media:scape, specify 2900 in the laminate finish field and enter the OLL manufacturer information. Enter the required edge finish as you would a standard laminate.

*Note: Open Line laminate (OLL) is not available on media:scape lounge ledges and canopies.*

## Laminate Approval and Material Requirements

To confirm whether a particular laminate has already been tested for use on a specific Steelcase product or to determine material square foot requirements:

- Visit [www.steelcase.com](http://www.steelcase.com)

**For additional information,** refer to the *Surface Materials Reference Manual*.

## Wood

Applies to:

- media:scape tables
- ScapeSeries tables
- media:scape lounge ledges and canopies

Steelcase carefully selects veneer and solid wood for consistent color and grain structure. Wood is a natural material and variations will occur in color, grain and texture. These variations are part of the inherent natural beauty of wood and are not considered defects.

All wood products will darken with age and exposure to ultraviolet light. This is especially apparent with cherry and maple veneer. We recommend that desk accessories be rearranged periodically to ensure even aging of wood surfaces.

When storing your wood furniture, please follow the following guidelines:

- Do not store products in trailers
- Store products in areas that simulate office temperatures (60°F to 90°F)
- Store products in areas that maintain constant, office-like humidity levels
- Keep product away from light. Cover products to make sure they are not exposed to light.

## Steelcase Surfaces

### Veneer

Veneers are matched for proper balance and consistency. Veneers are available flat cut or quarter cut, except for Oak, which is rift cut. Refer to the *Surface Materials Reference Manual* for descriptions of each cut.

**Open-pore finish** is a medium gloss finish that leaves the wood grain texture visible to the eye and distinguishable to the touch.

### Flat-cut open-pore finish choices

- 3062 FC/OP Graphite Walnut
- 3402 FC/OP Clear Cherry (Aged)
- 3412 FC/OP Natural Cherry **E**
- 3422 FC/OP Medium Cherry
- 3522 FC/OP Clear Maple\*
- 3572 FC/OP Amber on Maple **E**
- 3592 FC/OP Blonde on Maple
- 3702 FC/OP Clear Walnut
- 3712 FC/OP Natural Walnut
- 3722 FC/OP Dark Mahogany on Walnut
- 3752 FC/OP Medium Walnut
- 3762 FC/OP Dark Walnut
- 3772 FC/OP Medium Mahogany on Walnut

### Quarter-cut open-pore finish choices

- 3042 QC/OP Ash\*
- 3222 QC/OP Clear Maple\*
- 3272 QC/OP Amber on Maple **E**
- 3292 QC/OP Blonde on Maple
- 3302 QC/OP Clear Walnut
- 3312 QC/OP Natural Walnut
- 3322 QC/OP Dark Mahogany on Walnut
- 3352 QC/OP Medium Walnut
- 3362 QC/OP Dark Walnut
- 3372 QC/OP Medium Mahogany on Walnut
- 3382 QC/OP Graphite Walnut

### Rift-cut open-pore finish choices

- 3602 RC/OP Desert Oak
- 3612 RC/OP Warm Oak **E**
- 3692 RC/OP Espresso Oak

**Full-fill finish** is a medium-gloss finish that completely fills the grain texture, yet allows the grain pattern to be seen. The wood has a lustrous, satiny look, and it is smooth to the touch. This finish is available on the wood desks or top only.

### Flat-cut full-fill finish choices

- 3064 FC/FF Graphite Walnut
- 3404 FC/FF Clear Cherry (Aged)
- 3414 FC/FF Natural Cherry **E**
- 3424 FC/FF Medium Cherry
- 3524 FC/FF Clear Maple\*
- 3544 FC/FF Blonde on Maple
- 3574 FC/FF Amber on Maple **E**
- 3704 FC/FF Clear Walnut
- 3714 FC/FF Natural Walnut
- 3724 FC/FF Dark Mahogany on Walnut
- 3754 FC/FF Medium Walnut
- 3764 FC/FF Dark Walnut
- 3774 FC/FF Medium Mahogany on Walnut

### Quarter-cut full-fill finish choices

- 3224 QC/FF Clear Maple\*
- 3274 QC/FF Amber on Maple **E**
- 3294 QC/FF Blonde on Maple
- 3304 QC/FF Clear Walnut
- 3314 QC/FF Natural Walnut
- 3324 QC/FF Dark Mahogany on Walnut
- 3354 QC/FF Medium Walnut
- 3364 QC/FF Dark Walnut
- 3374 QC/FF Medium Mahogany on Walnut
- 3384 QC/FF Graphite Walnut

### Rift-cut full-fill finish choices

- 3604 RC/FF Desert Oak
- 3614 RC/FF Warm Oak **E**
- 3694 RC/FF Espresso Oak

*\*To ensure an understanding of the color ranges and characteristic variations of natural veneer, a sign-off sheet is required prior to orders being accepted for this clear-coat finish. The sign-off sheet is available through Steelcase advertising stock. Please use form number 09-0000756 for 3042, form number 05-001370 for 3222 and 3224.*

## Steelcase Surfaces

### Premium Veneers

A selection of Premium veneers in this collection are available on most Steelcase brand products. The collection will be available as close to standard leadtimes as possible. However, because adequate supplies of veneer and solids must be secured, all orders will be scheduled individually. Lead-times will vary based on Premium veneer and Premium solids availability at the time the order is placed. The collection is Graded-In as Wood Group 2 and Wood Group 3, and supported like standard veneers to make ordering easy. Please see the Steelcase surface materials section on [village.steelcase.com](http://village.steelcase.com) for sample information and product line availability. All premium veneers are in clear-coat.

### Quarter-cut open-pore finish choices

#### Wood Group 2

- 3032 QC/OP Dark Thin Line Bamboo
- 3052 QC/OP Ribbon Sapele

#### Wood Group 3

- 3832 QC/OP Figured Anegre
- 3842 QC/OP Figured Makore

*Note: Full-fill finish is not available on Premium veneers as a standard. To ensure an understanding of the color ranges and characteristic variations of natural veneer, a sign-off sheet is required prior to orders being accepted for this clear-coat finish. The sign-off sheet is available through Steelcase advertising stock. Please use form number 09-0000755 for 3032, form number 09-0000757 for 3052, form number 09-0000758 for 3832, and form number 09-0000759 for 3842.*

**E** = Established

## Custom Surfaces

**Customiz stain** is a service that allows you to create your own stain colors and finishes on standard veneer. Customiz stain color is available on all product lines that offer wood veneer.

A \$500 stain-matching fee applies on CUSTOMIZ requests (Exception: The \$500 fee does not apply on matches to Coalesce standard finishes or for a low-gloss finish request on a standard color). The \$500 fee covers the cost of formulating the Customiz color finish and applies regardless of whether or not an order for product is placed.

In addition, an approval form must be signed to indicate customer acceptance of Customiz match. A \$1,500 initiation fee will be charged prior to first order entry. This initiation fee activates the finish for unlimited use on any Steelcase product for an 18 month time period. After the 18 month time period has lapsed, the Customiz finish may be reactivated for another 18 months for a \$1,000 fee at any point within five years after the \$1,500 initiation fee was paid. If the finish is not reactivated within five years after the \$1,500 initiation fee was paid, the finish will be culled and the customer will need to pay the \$1,500 initiation fee again. All style number related Customiz charges products are no cost as of April 2014. The matching and initiation fees are not discountable.

Customiz stain takes 10 days to formulate. Consult the *Surface Materials Reference Manual* for more information. Custom veneers are also available and must be quoted by Steelcase specials group. Customiz stain on custom veneers takes 2 to 4 weeks to formulate.

Ⓔ = Established

Requirements and information on ordering a Customiz stain color are found in the *Surface Materials Reference Manual*.

## Plastic

### Steelcase Surfaces

Applies to:

- media:scape tables
- ScapeSeries tables
- media:scape lounge ledges and canopies

6000	Black*
6001	Coffee*
6009	Arctic White*
6034	Natural Cherry
6036	Medium Cherry
6037	Winter on Maple
6038	Blonde on Maple
6041	Natural Walnut
6045	Medium Mahogany on Walnut Ⓔ
6052	Milk
6053	Seagull*
6213	Acacia
6219	Clear Oak
6231	Graphite Walnut*
6234	Clear Cherry*
6237	Clear Maple*
6242	Virginia Walnut*
6243	Blackwood*
6245	Clear Walnut*
6246	Warm Oak* Ⓔ
6249	Platinum Solid*
6527	Merle
6615	Grey V5*
6619	Ice* Ⓔ
6631	Cream*
6635	Dawn* Ⓔ
6636	Mist*
6654	Sand*
6655	Warm White*
6676	Marbled Maple
6677	Chocolate Walnut
6678	Marbled Cherry
6694	Slate*
6695	Midnight*
6697	Fog*
6698	Fieldstone*
6703	Ash Wenge
6704	Storm Wenge
6705	Bisque Wenge
6706	Clay Wenge

\*These solid color and woodgrain edge colors are a polyolefin blend, PVC-free material for 3 mm and 1 mm edge banding.

**Note: Light color plastic edges** are susceptible to degradation due to normal wear and tear. Staining (e.g., ball point pen or clothing dyes such as blue jeans) and dirt effects are more pronounced in light colors and are not considered defects.

## Seating Upholstery

Applies to:

- media:scape lounge

### Steelcase Surfaces

#### Price Group 1

##### Buzz2

5F01	Camel Ⓔ
5F03	Tomato
5F04	Red Ⓔ
5F05	Burgundy
5F06	Sky Ⓔ
5F07	Blue
5F08	Navy
5F10	Grape Ⓔ
5F11	Eggplant
5F15	Stone
5F16	Grey
5F17	Black
5G50	Dunegrass
5G51	Sable
5G52	Barley
5G53	Sunrise
5G54	Carrot
5G55	Pumpkin
5G56	Timber
5G57	Rouge
5G58	Chocolate
5G59	Meadow
5G60	Ivy
5G61	Cyan
5G62	Atlantic
5G63	Crocus
5G64	Alpine
5G65	Tornado

##### Jacks

5B61	Taupe Ⓔ
5B63	Camel Ⓔ
5B64	Pewter Ⓔ
5B70	Midnight Ⓔ

##### Link

5A20	Burgundy
5A23	Green
5A24	Blue
5A25	Navy
5A26	Purple
5A27	Black
5A28	Ocean
5A30	Chamois

##### Playground

5F28	Claret Ⓔ
5F29	Chile Ⓔ
5F30	Amber Ⓔ
5F31	Nut Ⓔ
5F32	Blade Ⓔ
5F33	Stone Ⓔ
5F34	Sky Ⓔ
5F35	Navy Ⓔ
5F36	Huckleberry Ⓔ
5F37	Charcoal Ⓔ

## Price Group 2

### Chainmail

5550	Cotton
5551	Space
5552	Silver Dollar
5553	Volcano
5554	Orange Crush
5555	Tricycle
5556	Geranium
5557	Banana
5558	Margarita
5559	Lagoon

### Cogent: Connect

5S15	Coconut
5S16	Turmeric
5S17	Tangerine
5S18	Scarlet
5S19	Concord
5S20	Maya Blue
5S21	Blue Jay
5S23	Wasabi
5S24	Nickel
5S25	Graphite
5S26	Licorice
5S27	Malt
5S28	Root Beer
5S93	Blueprint
5S94	Lizard
5S95	Sailor
5S96	Quicksilver
5S97	Nugget
5S98	Canary
5S99	Lipstick
5SD0	Royal Blue

### Seating Vinyl Ⓔ

5801	Topaz
5805	Foggy Night
5809	Black
5810	Forest
5812	Navy
5813	Currant
5814	Leaf
5815	Seaside
5817	Pebble
5818	Spice
5819	Thistle
5820	Coffee
5822	Iris

### Spyder

5B01	Foggy Night Ⓔ
5B04	Peri Ⓔ

## Stand In

5621	Sleet
5622	Lunar
5623	Cyclone
5624	Eclipse
5625	Powder
5626	Chardonnay
5627	Graham
5628	Sediment
5629	Allspice
5630	Apple
5631	Lava
5632	Cayenne
5633	Plantain
5634	Parsley
5635	Scallion
5636	Atlantis
5691	Orca

## Price Group 3

### Gaja - C2C

5W40	Black
5W41	Pepper
5W42	Pearl Grey
5W43	Crimson
5W44	Ink
5W45	Night Blue
5W46	Petrol
5W47	Greige
5W48	Sepia
5W49	Umber
5W50	Java
5W51	Camellia Red
5W52	Emerald
5W53	Snow Pea
5W54	Olive
5W55	Light Blue
5W56	Maroon
5W57	Black Raspberry
5W58	Spruce
5W59	Apple Green
5W60	Deep Blue
5W61	Chili Pepper
5W62	Daffodil

### Imperma

TM01	Toffee
TM02	Pigeon
TM03	Fossil
TM04	Poppyseed
TM05	Auburn
TM06	Cumin
TM07	Marble
TM08	Cliff
TM09	Tarragon
TM10	Pesto
TM11	Wave
TM12	Niagara
TM13	Tuscan
TM14	Peppercorn



**Redeem**

TM50 Brick  
 TM51 Yolk  
 TM52 Cinnamon  
 TM53 Daisy  
 TM54 Pine  
 TM55 Water  
 TM56 Dill  
 TM57 Lavender  
 TM58 Mallard  
 TM59 Caramel  
 TM60 Greyhound  
 TM61 Mocha  
 TM62 Iceberg  
 TM63 Chestnut  
 TM64 Granite  
 TM65 Cashmere  
 TM66 Barnwood

**Retrieve**

TM30 Kelly  
 TM31 Lake  
 TM32 Gala  
 TM33 Papaya  
 TM34 Dandelion  
 TM35 Curry  
 TM36 Lilac  
 TM37 Submarine  
 TM38 Driftwood  
 TM39 Bistro  
 TM40 Quarry  
 TM41 Mohair  
 TM42 Shadow  
 TM43 Seal  
 TM44 Chalk

**Texel**

TM20 Angora  
 TM21 Grist  
 TM22 Galaxy  
 TM23 Terracotta  
 TM24 Nude  
 TM25 Field  
 TM26 Haze

**Price Group 5****Bo Peep**

5G66 Pita  
 5G67 Bone  
 5G68 Safari  
 5G69 Brown Sugar  
 5G70 Chocolate Chip  
 5G71 Candlelight  
 5G72 Honey Mustard  
 5G73 Marmalade  
 5G74 Picnic  
 5G75 Pinot  
 5G76 Bloom  
 5G77 Grapevine  
 5G78 Firefly  
 5G79 Artichoke  
 5G80 Serpent  
 5G81 Carolina  
 5G82 Blue Bonnet  
 5G83 Nautical  
 5G84 Gravel  
 5G85 Sharkskin  
 5G86 Kohl

Ⓔ = Established

**Remix**

RE01 Rust  
 RE02 Pumpkin  
 RE03 Pebble  
 RE04 Dark Chocolate  
 RE05 Beige  
 RE06 Linen Beige  
 RE07 Hazelnut  
 RE08 Concrete Grey  
 RE09 Sky Blue  
 RE10 Blue Jean  
 RE11 Ivy Green  
 RE12 Primavera Yellow  
 RE13 Night Blue

**Price Group 6****Brisa**

BR01 Black Onyx  
 BR04 Truffle  
 BR06 Ash  
 BR07 Sage  
 BR08 Celery  
 BR09 Sterling Blue  
 BR10 Night Navy  
 BR11 Cambridge Blue  
 BR12 Abyss  
 BR13 Canyon  
 BR14 Pompeian Red  
 BR15 Salsa  
 BR16 Cinnebar  
 BR17 Aztec  
 BR18 New Sand  
 BR19 Cream  
 BR20 White  
 BR21 Moccasin  
 BR22 Buckskin  
 BR23 Prairie

**Price Group 7****Steelcut Trio**

TR01 Mist Grey  
 TR02 Stone Grey  
 TR03 Cassonade Beige  
 TR04 Nutmeg Beige  
 TR05 Chocolate Blue  
 TR06 Licorice Black  
 TR07 Mustard Yellow  
 TR08 Red Currant  
 TR09 Raspberry Pink  
 TR10 Myrtle Brown  
 TR11 Ice Blue  
 TR12 Electric Blue  
 TR13 Peppermint Green  
 TR14 Blue Jay Mix  
 TR15 Brown Frost  
 TR16 Lime Green

**Leather Price Group**

L107 Black  
 L207 Mahogany  
 L220 Soapstone  
 L221 Rocky  
 L500 Camel  
 L503 Navy

**Select Surfaces**

**For information on products within Select Surfaces,** including accent paints and fabrics from Designtex, Gabriel, Kvadat, and Pollack, please refer to the *Surface Materials Reference Manual* or visit [Steelcase.com/selectsurfaces](http://Steelcase.com/selectsurfaces).

Applies to:

- media:scape lounge
- canopy fabric panels

**Connect 3D**

5014 Royal Blue  
 5015 Coconut  
 5016 Turmeric  
 5017 Tangerine  
 5018 Scarlet  
 5019 Concord  
 5020 Maya Blue  
 5021 Blue Jay  
 5023 Wasabi  
 5024 Nickel  
 5025 Graphite  
 5026 Licorice  
 5027 Malt  
 5028 Root Beer  
 5030 Sailor

**Custom Surfaces****Price Group COM (Customer's Own Material)****Fabric Approval and Yardage**

To confirm whether a particular COM material has already been tested for use on a specific Steelcase product or to determine actual yardage requirements:

- Visit [www.steelcase.com](http://www.steelcase.com)

**For additional information regarding Customer's Own Material, call**

1.888.STEELCASE  
 (1.888.783.3522) or  
 send an e-mail to  
[lineone@steelcase.com](mailto:lineone@steelcase.com).

# Seating Upholstery Matrix

## Legend

- = Not available
- = Available
- Ⓢ = Established

## Seating Upholstery

	media:scape Lounge	media:scape Lounge canopy
<b>Bo Peep</b> Price Group 5	■	•
<b>Brisa</b> Price Group 6	■	•
<b>Buzz2</b> Price Group 1	■	•
<b>Chainmail</b> Price Group 2	■	•
<b>Cogent:Connect</b> Price Group 2	■	•
<b>Connect 3D</b>	•	■
<b>Gaja – C2C</b> Price Group 3	■	•
<b>Imperma</b> Price Group 3	■	•
<b>Jacks</b> Price Group 1 Ⓢ	■	•
<b>Leather</b> Leather Price Group	■	•
<b>Link</b> Price Group 1	■	•
<b>Playground</b> Price Group 1 Ⓢ	■	•
<b>Redeem</b> Price Group 3	■	•
<b>Remix</b> Price Group 5	■	•
<b>Retrieve</b> Price Group 3	■	•
<b>Seating Vinyl</b> Price Group 2 Ⓢ	■	•
<b>Spyder</b> Price Group 2 Ⓢ	■	•
<b>Stand In</b> Price Group 2	■	•
<b>Steelcut Trio</b> Price Group 7	■	•
<b>Texel</b> Price Group 3	■	•

# Paint Color Availability Matrix

Paint Color Availability  
Matrix

## Legend

- = Not available
- = Available
- E = Established

	media:scape Tables Column, table base, table feet, totem frame, totem-mounted camera ledge, and CODEC cases	Totem infills	Shrouds and shroud mounted camera ledges	ScapeSeries Tables Column, table base, table feet, and shroud	media:scape mini and mobile Shroud, bridge, and media well	media:scape kiosk Base, feet, column, totem, frame, and media well
<b>Paint Price Group 1 (Smooth)</b>						
<b>4242</b> Milk	•	■	•	•	•	•
<b>Paint Price Group 1 (Textured)</b>						
<b>7207</b> Black	•	■	•	•	•	•
<b>7225</b> Sand	•	■	•	•	•	•
<b>7230</b> Basalt	•	■	•	•	•	•
<b>7236</b> Fog E	•	■	•	•	•	•
<b>7237</b> Slate E	•	■	•	•	•	•
<b>7238</b> Fieldstone	•	■	•	•	•	•
<b>7239</b> Midnight	•	■	•	•	•	•
<b>7241</b> Arctic White	•	■	•	•	•	•
<b>7243</b> Seagull	•	■	•	•	•	•
<b>7278</b> Dark Bronze	•	■	•	•	•	•
<b>7360</b> Merle	•	■	•	•	•	•
<b>Paint Price Group 2 (Metallic)</b>						
<b>4728</b> Nickel Metallic	•	■	•	•	•	•
<b>4743</b> Mineral Metallic	•	■	•	•	•	•
<b>4744</b> Pearl Metallic	•	■	•	•	•	•
<b>4750</b> Champagne Metallic	•	■	•	•	•	•
<b>4752</b> Steel Metallic E	•	■	•	•	•	•
<b>4788</b> Gold Dust Metallic E	•	■	•	•	•	•
<b>4798</b> Sterling Metallic	•	■	•	•	•	•
<b>4799</b> Platinum Metallic	■	■	■	■	■	■
<b>4803</b> Near Black Metallic	■	■	■	■	■	■
<b>7245</b> Carbon Metallic	•	■	•	•	•	•
<b>7246</b> Midnight Metallic	•	■	•	•	•	•
<b>Paint Price Group 2 (Smooth)</b>						
<b>0835</b> Black E	•	■	•	•	•	•
<b>Accessory Paints</b>						
<b>4140</b> Arctic White Gloss	■	•	■	■	■	■
<b>4144</b> Black Gloss	•	•	•	•	•	•

# Laminate Matrix

## High-Pressure Laminate

### Legend

- = Not available
- = Available
- = Available with exceptions
- Ⓔ = Established

	media:scape Tables	ScapeSeries Tables	media:scape Lounge Ledge and Canopy
--	--------------------	--------------------	-------------------------------------

### High-Pressure Laminates (HPL)

#### Fiber Laminates

<b>2850</b>	Vanadium Fiber	■	■	■
<b>2851</b>	Rhyme Fiber Ⓔ	■	■	■
<b>2852</b>	Tungsten Fiber	■	■	■
<b>2854</b>	Vellum Fiber	■	■	■
<b>2859</b>	Novell Fiber	■	■	■
<b>2860</b>	Granite Fiber	■	■	■
<b>2861</b>	Coconut Fiber	■	■	■
<b>2862</b>	Stucco Fiber	■	■	■

#### Micro Laminates

<b>2920</b>	Marl Micro	■	■	■
<b>2921</b>	Gypsum Micro	■	■	■
<b>2922</b>	Clay Micro	■	■	■
<b>2923</b>	Shadow Micro Ⓔ	■	■	■

#### Patina Laminates

<b>2870</b>	Blonde Bronze Patina	■	■	■
<b>2871</b>	Blackened Bronze Patina	■	■	■
<b>2873</b>	Instant Iron Patina	■	■	■

#### Solid Laminates

<b>2722</b>	Cream Ⓔ	■	■	■
<b>2730</b>	Arctic White	■	■	■
<b>2746</b>	Black	■	■	■
<b>2759</b>	Warm White Ⓔ	■	■	■
<b>2811</b>	Mist Ⓔ	■	■	■
<b>2883</b>	Seagull	■	■	■
<b>2884</b>	Milk	■	■	■
<b>2885</b>	Dune	■	■	■
<b>2HMG</b>	Merle	■	■	■

#### Speckle Laminates

<b>2820</b>	Coffee Speckle	■	■	■
<b>2822</b>	Woodrose Speckle Ⓔ	■	■	■
<b>2823</b>	Driftwood Speckle	■	■	■
<b>2824</b>	Smoke Speckle	■	■	■
<b>2825</b>	Vanadium Speckle	■	■	■

	media:scape Tables	ScapeSeries Tables	media:scape Lounge Ledge and Canopy
--	--------------------	--------------------	-------------------------------------

### High-Pressure Laminates (HPL)

#### Woodgrain Laminates

<b>2406</b>	Clear Cherry	■	■	■
<b>2409</b>	Clear Maple	■	■	■
<b>2410</b>	Graphite Walnut	■	■	■
<b>2412</b>	Natural Cherry	■	■	■
<b>2422</b>	Medium Cherry	■	■	■
<b>2511</b>	Winter on Maple	■	■	■
<b>2538</b>	Clear Walnut	■	■	■
<b>2539</b>	Warm Oak Ⓔ	■	■	■
<b>2592</b>	Blonde on Maple	■	■	■
<b>2714</b>	Natural Walnut	■	■	■
<b>2772</b>	Med Mahogany on Walnut Ⓔ	■	■	■
<b>2HAK</b>	Clear Oak	■	■	■
<b>2HAT</b>	Acacia	■	■	■
<b>2HAW</b>	Ash Wenge	■	■	■
<b>2HBW</b>	Bisque Wenge	■	■	■
<b>2HCW</b>	Clay Wenge	■	■	■
<b>2HSW</b>	Storm Wenge	■	■	■

#### Turnstone Laminate Collection

<b>2535</b>	Virginia Walnut	■	■	■
<b>2536</b>	Blackwood	■	■	■
<b>2612</b>	Marbled Maple	■	■	■
<b>2614</b>	Chocolate Walnut	■	■	■
<b>2615</b>	Marbled Cherry	■	■	■

#### Open Line Laminate (Upcharge)

Open Line Laminate	■	■	•
--------------------	---	---	---

# Recommended Surface Edge Finishes

Recommended Surface  
Edge Finishes





## Recommended Edge Colors for media:scape Tables and ScapeSeries Tables—High-Pressure Laminate

### Edges

The recommended edge color will complement the laminate color you specify. Edge color is specified separately.

Laminate Color		Recommended Edge Color	
Fiber Laminate			
2850	Vanadium Fiber	6654	Sand
2851	Rhyme Fiber 	6631	Cream
2852	Tungsten Fiber	6636	Mist
2854	Vellum Fiber	6655	Warm White
2859	Novell Fiber	6001	Coffee
2860	Granite Fiber	6000	Black
2861	Coconut Fiber	6654	Sand
2862	Stucco Fiber	6053	Seagull
Micro Laminate			
2920	Marl Micro	6053	Seagull
2921	Gypsum Micro	6654	Sand
2922	Clay Micro	6654	Sand
2923	Shadow Micro 	6249	Platinum Solid
Patina Laminate			
2870	Blonde Bronze Patina	6654	Sand
2871	Blackened Bronze Patina	6615	Grey V5
2873	Instant Iron Patina	6615	Grey V5
Solid Laminate			
2722	Cream 	6631	Cream
2730	Arctic White	6009	Arctic White
2746	Black	6000	Black
2759	Warm White 	6655	Warm White
2811	Mist 	6636	Mist
2883	Seagull	6053	Seagull
2884	Milk	6052	Milk
2885	Dune	6654	Sand
2HMG	Merle	6527	Merle
Speckle Laminate			
2820	Coffee Speckle	6631	Cream
2822	Woodrose Speckle 	6635	Dawn 
2823	Driftwood Speckle	6631	Cream
2824	Smoke Speckle	6636	Mist
2825	Vanadium Speckle	6619	Ice 

**E** = Established

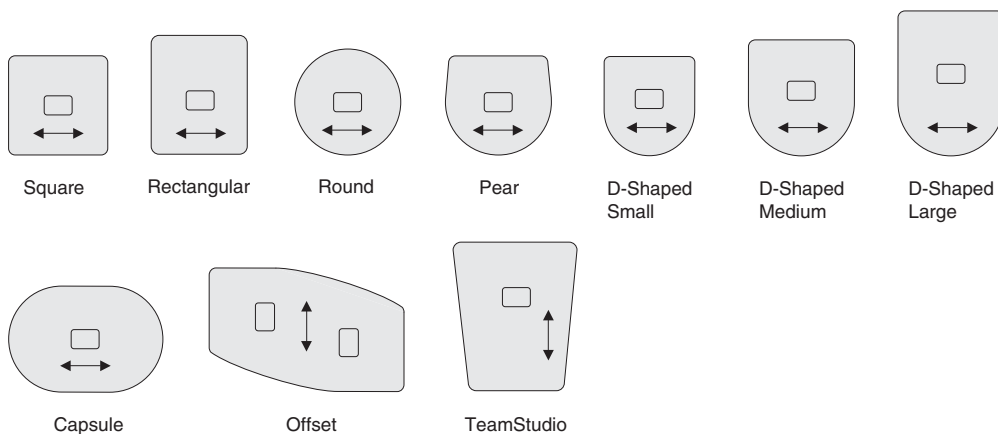
Laminate Color		Recommended Edge Color	
Woodgrain Laminate			
2406	Clear Cherry	6234	Clear Cherry
2409	Clear Maple	6237	Clear Maple
2410	Graphite Walnut	6231	Graphite Walnut
2412	Natural Cherry	6034	Natural Cherry
2422	Medium Cherry	6036	Medium Cherry
2511	Winter on Maple	6037	Winter on Maple
2538	Clear Walnut	6245	Clear Walnut
2539	Warm Oak 	6246	Warm Oak 
2592	Blonde on Maple	6038	Blonde on Maple
2714	Natural Walnut	6041	Natural Walnut
2772	Medium Mahogany on Walnut 	6045	Medium Mahogany on Walnut 
2HAK	Clear Oak	6219	Clear Oak
2HAT	Acacia	6213	Acacia
2HAW	Ash Wenge	6703	Ash Wenge
2HBW	Bisque Wenge	6705	Bisque Wenge
2HCW	Clay Wenge	6706	Clay Wenge
2HSW	Storm Wenge	6704	Storm Wenge
Turnstone Laminate Collection*			
2535	Virginia Walnut	6242	Virginia Walnut
2536	Blackwood	6243	Blackwood
2612	Marbled Maple	6676	Marbled Maple
2614	Chocolate Walnut	6677	Chocolate Walnut
2615	Marbled Cherry	6678	Marbled Cherry

\* A selection of laminates and edge bands in this collection are available on Steelcase brand products. This collection is available with standard leadtimes and supported like standard laminates to help make ordering easy.

# Grain Directions

## Directional Veneer Grain Directions

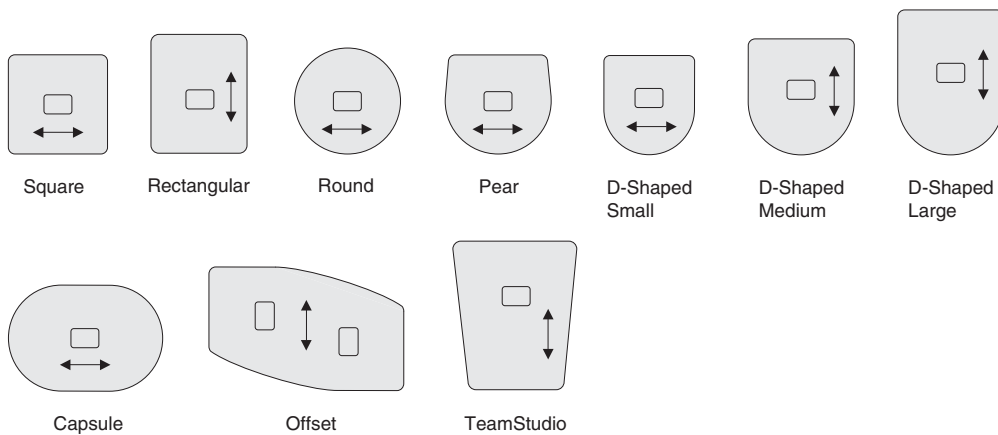
### media:scape Table—Wood Veneer



**Wood veneer** is standard with the grain directions shown.

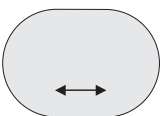
## Directional Laminate Grain Directions

### media:scape Table—High-Pressure Laminate



**Directional laminates** are standard with the grain directions shown.

### ScapeSeries Tables—High-Pressure Laminate



**Directional laminates** are standard with the grain directions shown.

---

# Resources

<b>Maintenance Agreement Renewals</b>	<b>164</b>
<b>Style Number Index</b>	<b>166</b>

# Maintenance Agreement Renewals

## About Maintenance Agreement Renewals

Steelcase maintenance agreement renewals provide an extension of our enhanced support system that features software/firmware enhancements, expedited shipping for hardware replacements, and prioritized technical support.

## Renewal Lengths and Bundling Option

Maintenance agreement renewals are available for 1, 2, and 3 year terms.

Customers with multiple maintenance agreements will be able to bundle some or all of their applicable Steelcase technology products into a single maintenance agreement.

## How to Order

Maintenance agreement renewals follow a special ordering process that requires a customer specific quote generated by Steelcase. Please contact [MAAs@steelcase.com](mailto:MAAs@steelcase.com) for complete renewal process information or with any questions.

*Tip: When selecting the 2 year renewal option, the list price is 15% less per year compared to the base price. When selecting the 3 year renewal option, the list price is 30% less per year compared to the base price.*

		• 1 year Renewal	• 2 year Renewal	• 3 year Renewal
Pricing				
<b>media:scape tables Maintenance Agreement Renewal</b>	<b>MTMTNC</b>	\$1650	\$2805	\$3465
<b>media:scape mini and mobile Maintenance Agreement Renewal</b>	<b>MMMTNC</b>	\$ 825	\$1403	\$1733
<b>media:scape Virtual PUCK Maintenance Agreement Renewal</b>	<b>MSVPKMTNC</b>	\$ 450	\$ 765	\$ 945
<b>FlexFrame with media:scape Maintenance Agreement Renewal</b>	<b>FFDDMTNC</b>	\$ 825	\$1403	\$1733
<b>FrameOne with media:scape Maintenance Agreement Renewal</b>	<b>FMMTNC</b>	\$1650	\$2805	\$3465
<b>Coalesce Exponents media board with media:scape Maintenance Agreement Renewal</b>	<b>COC1MBWMSMTNC</b>	\$ 825	\$1403	\$1733
		:	:	:



### For Canadian Pricing

Multiply U.S. Price by the Canadian price factor.

► See page 1 for details.





# Style Number Index

Style Number	Page	Description
<b>COC1MBWMSMTNC</b>	164	Maintenance Agreement Renewal
<b>CQSA</b>	54	Seismic Anchor Brackets
<b>DTPRWS01</b>	130	Lotus Domino Synch Package
<b>DTPRWS03</b>	131	Microsoft Exchange Cloud Sync Pkg
<b>DTPRWS04</b>	130	Microsoft Exchange Enterprise Sync Pkg
<b>DTPRWS04U</b>	130	Microsoft Exchange Enterprise Sync Pkg
<b>ENO2610A</b>	141	ēno Classic Interactive Whiteboard
<b>ENO2610B</b>	141	ēno Classic Interactive Whiteboard
<b>ENO2610C</b>	141	ēno Classic Interactive Whiteboard
<b>ENO2810A</b>	141	ēno Classic Interactive Whiteboard
<b>ENO2810B</b>	141	ēno Classic Interactive Whiteboard
<b>ENO2810C</b>	141	ēno Classic Interactive Whiteboard
<b>ENOAPPICONST</b>	146	ēno Icon Strip
<b>ENOCCLICK2650A</b>	142	ēno Click Interactive Whiteboard
<b>ENOCCLICK2650B</b>	142	ēno Click Interactive Whiteboard
<b>ENOCCLICK2650C</b>	142	ēno Click Interactive Whiteboard
<b>ENOCCLICK2850A</b>	142	ēno Click Interactive Whiteboard
<b>ENOCCLICK2850B</b>	142	ēno Click Interactive Whiteboard
<b>ENOCCLICK2850C</b>	142	ēno Click Interactive Whiteboard
<b>ENODEMOKIT</b>	148	ēno Demo Kit
<b>ENOFLEX686</b>	143	ēno Flex Interactive Whiteboard
<b>ENOFLEXA100</b>	143	ēno Flex Interactive Whiteboard
<b>ENOFLEXA200</b>	143	ēno Flex Interactive Whiteboard
<b>ENOFLEXAB280</b>	143	ēno Whiteboard w/Pattern A and Pattern B
<b>ENOPLAY140</b>	145	ēno Play
<b>ENOPLAY140M</b>	145	ēno Play
<b>ENOPLAYFLXKIT0</b>	145	ēno Play Installation Kit
<b>ENOPROJKIT2</b>	144	ēno Projector Kit
<b>ENOREC01</b>	146	ēno Receiver
<b>ENOSTYKIT601</b>	147	ēno Stylus 601
<b>ENOSTYLUS601</b>	147	ēno Stylus 601
<b>FFDDMTNC</b>	164	Maintenance Agreement Renewal
<b>FMMTNC</b>	164	media:scape M.A. Renewal
<b>M02MINIA</b>	87	media:scape mini
<b>M02MOBILEA</b>	88	media:scape mobile
<b>M02MOBILEHK</b>	89	HDVC Kit
<b>MCR12</b>	147	Tray-Magnetic, Marker
<b>MCR24</b>	147	Tray-Magnetic, Marker
<b>MLBBF</b>	123	Backless Lounge
<b>MLBBS</b>	123	Backless Lounge
<b>MLLCE</b>	117	Corner Lounge
<b>MLLCF</b>	117	Corner Lounge
<b>MLLCS</b>	117	Corner Lounge
<b>MLRCE</b>	117	Corner Lounge
<b>MLRCF</b>	117	Corner Lounge
<b>MLRCS</b>	117	Corner Lounge
<b>MLRLE</b>	120	Reverse Lounge
<b>MLRLF</b>	120	Reverse Lounge
<b>MLRLS</b>	120	Reverse Lounge
<b>MLRRE</b>	120	Reverse Lounge
<b>MLRRF</b>	120	Reverse Lounge
<b>MLRRS</b>	120	Reverse Lounge
<b>MLSIE</b>	113	Straight Inverted Lounge
<b>MLSIF</b>	113	Straight Inverted Lounge
<b>MLSIS</b>	113	Straight Inverted Lounge

Style Number	Page	Description
<b>MLSTE</b>	111	Straight Lounge
<b>MLSTF</b>	111	Straight Lounge
<b>MLSTS</b>	111	Straight Lounge
<b>MMMTNC</b>	164	Maintenance Agreement Renewal
<b>MS02PKDP01</b>	63	media:scape PUCK
<b>MS02PKDP02</b>	63	media:scape PUCK
<b>MS02PKHD01</b>	63	media:scape PUCK
<b>MS02PKVG01</b>	63	media:scape PUCK
<b>MS02VPK01</b>	64	media:scape Virtual PUCK
<b>MSVPKMTNC</b>	164	Maintenance Agreement Renewal
<b>MT02DC6084</b>	47	Desk-Height Table
<b>MT02DC6084T</b>	46	Desk-Height Table
<b>MT02DF12076T</b>	46	Desk-Height Table
<b>MT02DK</b>	77	media:scape kiosk
<b>MT02DL7860</b>	47	Desk-Height Table
<b>MT02DL7860T</b>	46	Desk-Height Table
<b>MT02DM6660</b>	47	Desk-Height Table
<b>MT02DM6660T</b>	46	Desk-Height Table
<b>MT02DP4854T</b>	46	Desk-Height Table
<b>MT02DR60</b>	47	Desk-Height Table
<b>MT02DR7260</b>	47	Desk-Height Table
<b>MT02DR7260T</b>	45	Desk-Height Table
<b>MT02DS6060</b>	47	Desk-Height Table
<b>MT02DS6060T</b>	45	Desk-Height Table
<b>MT02DSD4848T</b>	46	Desk-Height Table
<b>MT02HD0110</b>	60	HDMI Cables
<b>MT02HD0125</b>	60	HDMI Cables
<b>MT02HD0150</b>	60	HDMI Cables
<b>MT02HD0175</b>	60	HDMI Cables
<b>MT02HDVCKIT</b>	58	HDVC Kit
<b>MT02LP4854T</b>	43	Lounge-Height Table
<b>MT02LR54</b>	43	Lounge-Height Table
<b>MT02LS4848T</b>	43	Lounge-Height Table
<b>MT02SC169</b>	60	Scaler
<b>MT02SC6084</b>	51	Stool-Height Table
<b>MT02SC6084T</b>	50	Stool-Height Table
<b>MT02SF12076T</b>	50	Stool-Height Table
<b>MT02SK</b>	77	media:scape kiosk
<b>MT02SL7860</b>	51	Stool-Height Table
<b>MT02SL7860T</b>	50	Stool-Height Table
<b>MT02SM6660</b>	51	Stool-Height Table
<b>MT02SM6660T</b>	50	Stool-Height Table
<b>MT02SR60</b>	51	Stool-Height Table
<b>MT02SR7260</b>	51	Stool-Height Table
<b>MT02SR7260T</b>	49	Stool-Height Table
<b>MT02SS6060</b>	51	Stool-Height Table
<b>MT02SS6060T</b>	49	Stool-Height Table
<b>MT02ST7560</b>	52	Stool-Height Table
<b>MT02ST7560T</b>	52	Stool-Height Table
<b>MT02ST7560TT</b>	52	Stool-Height Table
<b>MT02TK</b>	61	media:scape Digital Upgrade Pkg Std
<b>MT02TK2</b>	62	media:scape Digital Upgrade Pkg Lite
<b>MTCC2</b>	59	CODEC Case
<b>MTCC5</b>	59	CODEC Case
<b>MTHS</b>	59	Camera Ledge

Style Number	Page	Description
<b>MTHT</b>	59	Camera Ledge
<b>MTMTNC</b>	164	Maintenance Agreement Renewal
<b>MTSTCT</b>	53	Cable Track for media:scape TeamStudio
<b>MTSWD32</b>	56	Wall-Mounted Shroud
<b>MTSWD42</b>	56	Wall-Mounted Shroud
<b>MTSWD42C</b>	56	Wall-Mounted Shroud
<b>MTSWD46</b>	56	Wall-Mounted Shroud
<b>MTSWD46C</b>	57	Wall-Mounted Shroud
<b>MTSWD55</b>	57	Wall-Mounted Shroud
<b>MTSWD65</b>	57	Wall-Mounted Shroud
<b>MTSWQ32</b>	57	Wall-Mounted Shroud
<b>MTSWQ42</b>	57	Wall-Mounted Shroud
<b>MTSWS32</b>	56	Wall-Mounted Shroud
<b>MTSWS42</b>	56	Wall-Mounted Shroud
<b>MTSWS46</b>	56	Wall-Mounted Shroud
<b>MTSWS55</b>	56	Wall-Mounted Shroud
<b>MTSWS65</b>	56	Wall-Mounted Shroud
<b>MTSWT32</b>	57	Wall-Mounted Shroud
<b>MTSWT42</b>	57	Wall-Mounted Shroud
<b>MTSWT42C</b>	57	Wall-Mounted Shroud
<b>MTSWT46</b>	57	Wall-Mounted Shroud
<b>MTSWT46C</b>	57	Wall-Mounted Shroud
<b>MTSWT55</b>	57	Wall-Mounted Shroud
<b>MTSWT65</b>	57	Wall-Mounted Shroud
<b>PJ930</b>	144	ēno Projector
<b>RW20</b>	129	RoomWizard II Room Scheduling System
<b>RW20FMK</b>	131	Furniture Mount Hardware Kit
<b>RW20SCR</b>	151	Refurb RoomWizard II Room Sch System
<b>RWJPM</b>	131	RoomWizard II Junction Box-Plate Mount
<b>SSBPDSWSPL</b>	95	Power and Data Strip
<b>SSTD3242</b>	94	Desk-Height Scape Series Table
<b>SSTS3242</b>	94	Stool-Height Scape Series Table
<b>VS10</b>	65	Steelcase Application Server
<b>WP22US</b>	144	ēno Projector Mount

# Trademark List

- ® The following are registered trademarks for products of Steelcase Inc. or one of its related corporate entities: 4 o'clock, 900 Series, à la carte, Airtouch, Ally, Amia, Answer, Archipelago, Avenir, Ballet, Bix, Brayton International, Cachet, Canopy, Canto, Chancellor, Coalesse, Confidante, Context, Convene, CopyCam, Criterion, Crushed Can, Currency, dash, Designtex, Details, Detour, Drive, Elective Elements, Ellipse, Ember Chrome, Emerge, E-Table 2, FYI, Garland, Gentry, Ginkgo Biloba, Groupwork, Ideo, Jacket, Jenny, Jersey, Kart, Kick, LaCosta, Leap, Let's B, LiveBack, Max-Stacker, media:scape, Metro, Migrations, Mitra, Montage, Nurture, Oriana, Parade, Pathways, PCT, Permiso, Player, PolyVision, Portal, Power Pincher, Progeny, Protégé, R2, Rally, Relevant, Reply, Rizzi Arc, Sensor, Series 9000, Siento, Sieste, Sine, Software, Springboard, Steelcase, Steelcase Design Partnership, Stella, Stow Davis, Swathmore, TeamWork, Technique, Texpress, Think, Thunder, Topo, Train, Turnstone, Underline, Unison, Vecta, Viridian, Walden, Werndl, and X-Stack.
- ® The following registered trademarks are under license from AWI Licensing Company, Dover, DE: SoundScapes, DuraBrite, BioBlock, and Armstrong.
- ® The following registered trademarks are under license from Byrne Electrical, Rockford, MI: Interport, Mini-Port, Axil Z, and Ellora.
- ® The following is a registered trademark of DuPont, Wilmington, DE: Corian.
- ® The following is a registered trademark of Genlyte Thomas Company, Louisville, KY: Lightolier.
- ® The following is a registered trademark of Hilti Corporation, FL-9494 Schaan, Principality of Liechtenstein: Hilti.
- ® The following is a registered trademark of Leviton Manufacturing Company, Little Neck, NY: Decora.
- ® The following is a registered trademark of Mechanical Plastics Corp, Elmsford, NY: Toggler.
- ® The following is a registered trademark of Microsoft Corporation, Redmond, WA: Microsoft.
- ® The following is a registered trademark of Panduit Corporation, Lockport, IL: Panduit.
- ® The following is a registered trademark of Trav (Press), Cuneo, Italy: Assisa.
- ® The following is a registered trademark of Virtual Ink, Boston, MA: mimioActive.
- ® The following registered trademarks are under license from Wilkhahn Furniture Products: Avera, Senzo, Versal, and Wilkhahn FS.
- ® The following is a registered trademark of Wilsonart International, Temple, TX: Chemsurf.

- ® The following is a registered trademark of Wiremold, West Hartford, CT: Wiremold.
- ® The following is a registered trademark of EMU Group S.P.A., Perugia, Italy: Emu.
- ™ The following are trademarks for products of Steelcase Inc. or one of its related corporate entities: <5\_MY, Access, Active/Passive Shelf, Ainsley, Akira, Alcove, Alerion, alight, Amaris, American Elect, American Tradition, ap40, Arbor, Arriva, Asana, Ascot, Aspekt, Astor, Await, Bira, Bivi, Bottomline, Brody, Brook, Buoy, Burton, c:scape, Calla, Calm, Camber, Campfire, Capa, Cappuccino, Cesar, Chester, Chord, Circa, Clarendon, Classic Rectangular, cobi, Collaboration, Community, Company, Convey, Cortex, Coupe, Crea, Crew, Cura, Cypress, Davenport, Dearborn, Deck, Déjà, Denizen, Denska, Derby, Divisio, Donovan, Dune, Duo, e³, e³ ceramicsteel, e³ environmental ceramicsteel, Echo, Edge, Elsna, Empath, Empress, Enea, ño, EnSync, Enviro, Escapade, Exchange, Exponents, Field, Flat Top, FlexFrame, Flip Top, Flute, Folio, FrameOne, FreeFlow, Frontier, Galilei, Gesture, Ginger, Ginkgo, Go Wall, Grip, Groove, Hatchback, Hawthorne, Hitch, Host Collection, Hosu, Huddleboard, i2i, Impact, Indy, InfoLink, IOS, I-Solve, Jack, Jarrah, Jetty, Juice, Kami, Kast, Kathryn, Lagunitas, Lark, L'Attitude, LearnLab, Leela, Lincoln, Linden, LiveSeat, Loria, Lyric, Malibu, Malibu Too, Mansfield, Marathon, Martini, Mason, Masque, Millbrae, Mineral, Mingle, Mystic, Mystic Metal, Mystic Wood, Montreal, Move, Nadia, Neighbor, nesso, Nickel, Nikko, Nod, Node, Norfolk, Ontrak, Oom, Opus, Orchid, Outlook Collection, Ovation, Paloma, Paperflo, Parliament, Pasio, Passerelle, Patriarch, Payback, Peek, Pile File, Pisa, Pool, PUCK, QiVi, Quba, Rave, Reed, Regard, Relay, Reunion, Ripple, Riser, Rocco, Rocky, RoomWizard, Runner, Satellite, Sawyer, ScapeSeries, Senti, Sentinel, Senza, Sequoia, Session, ShareLink, Shield, Shortcut, Sidewalk, Skylar, Slumber, Smoke, Snug, Soft Leaf, Sonata, Sorrel, SOTO, Stationkits, Stiletto, Surprise!, Switch, Symphony, Sync, TagWizard, Tava, TeamStudio, TeamTheater, Tenaro, Terrazzo, Theorem, Thread, Topaz, Touchdown, Tour, Tower Too, Trees, Trillium, Trolley, tX2, U-Free, Uno, V.I.A., Verb, Verge, Victor2, Visalia, Waldorf, Woodruff, Workspring, and X-tenz.
- ™ The following is a trademark of Microsoft Corporation, Redmond, WA: Windows.
- ™ The following is a trademark of Rodman Industries, Inc., Oconomowoc, WI: ResinCore1.
- ™ The following is a trademark of Ultrafabrics, LLC, Elmsford, NY: Ultraleather.
- ™ The following trademarks are under license from Wilkhahn Furniture products: Cana, Linus, Logon, Picto, Range, Stitz, Thema, Timetable, and Tubis.
- ™ The following is a trademark of MBDC, Charlottesville, VA: Cradle to Cradle and C2C.

- ™ The following trademarks are under license from Walter Knoll: Andoo, Bob, Lazlo, Lox, Ribbon, and Together.
  - ™ The following trademarks are under license from PP Möbler: Bar and Flag Halyard.
  - ™ The following trademarks are under license from Viccarbe: Davos, Holy Day, Last Minute, RS, and Wrapp.
  - ™ The following trademarks are under license from Carl Hansen: Elbow, Paddle, Shell, Wing, and Wishbone.
  - ™ The following trademarks are under license from Cambridge Sound Management, LLC, Cambridge, MA: QtPro Soundmasking, Qt Quiet Technology, and Sonet Qt.
  - ™ The following is a trademark of Electri-Cable Assemblies, Shelton, CT: Interact.
- Trademarks used here in are the property of Steelcase, Inc. or of their respective owners.*