



Steelcase Audio Visual Products Specification Guide

Availability

Electronic price list updated with release 182.C (U.S.) and 147.C (Canada), dated August 17, 2015.

Spec News is available on village.steelcase.com. Search AdStock and download the current release's Spec News.

View or download Steelcase Specification Guides at <http://www.steelcase.com/en/resources/design/spec-guides/pages/specguides.aspx>.

Transitional products in this specification guide are **maintained for existing customers only** and are likely to be phased out over time. These products are indicated with a . Products that are scheduled to be culled are indicated with an , followed by the last order entry date.

Working with This Specification Guide

Nine Tips: How to Get the Most Out of This Book	2
Additional Resources	4

ēno Interactive Whiteboards and Accessories	5
media:scape mini and mobile	21

Resources	33
------------------	-----------

► For a list of all trademarks, refer to the last page of this specification guide.
© 2015 Steelcase Inc.



For Canadian Pricing


Canadian factor can be found at steelcase.com/CADpricing.

Calculate in the following order to avoid rounding errors:

- Multiply the base price and each option by the Canadian factor.
- Round each to the nearest dollar.
- Add base and options for total list price.

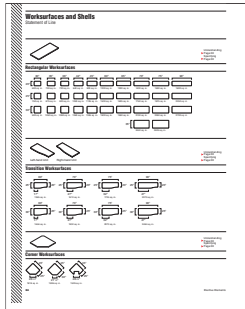
Nine Tips: How to Get the Most Out of This Book

Tip 1




Watch the tabs on the right-hand edges of the pages. They'll always indicate which chapter you are in.

Tip 2



Use the Statement of Line pages for an overview of the available components, their sizes, and page references for additional information.

Tip 3



Find cross reference by looking for page numbers flagged with an arrow.

Tip 4

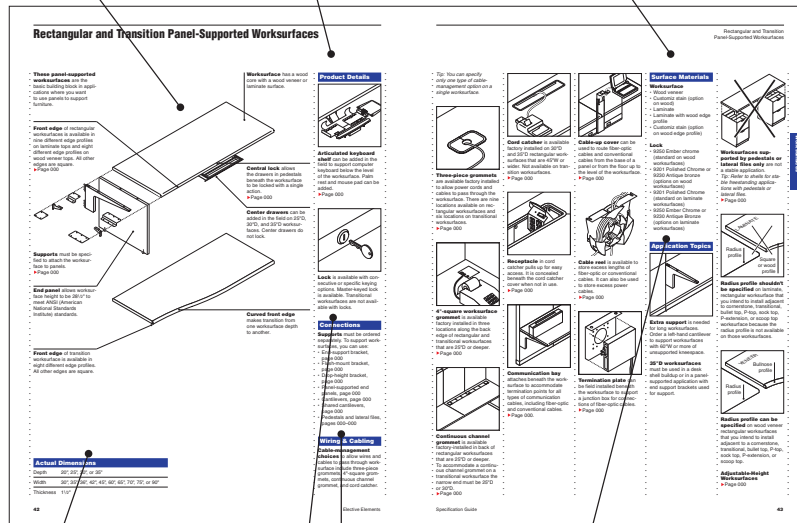
Study the product detail pages in the Understanding section to learn everything an expert knows about specific products. Each product detail page in this section contains the following features, where applicable:

- Product Drawing
- Actual Dimensions
- Product Details
- Connections
- Wiring and Cabling
- Surface Materials
- Application Topics

Product Drawing shows you what the product looks like and points out important features.

Product Details gives specific information on the product and how it is used.

Surface Materials lists what material is used for each part of the product.



Actual Dimensions table lists the dimensions of the product.

Connections describes how the product is assembled or how it attaches to another product.

Wiring and Cabling details the cable-management and cable routing capabilities of the product.

Application Topics provides useful advice on how to apply the product.

Tip 5

Refer to the specifying pages for all the information needed to order a product. Each product specifying page contains a variety of elements to help you complete a specification:

- Product Drawing
- Standard Includes
- Required to Specify
- Options
- Related Products
- Specification Information
 - Dimensions
 - Style Number
 - Price

Product Drawing shows you what the product looks like.

Standard Includes (under the dark grey band) provides a list of what comes standard with the product.

Required to Specify (under the dark grey band) itemizes the information that you must provide to order the standard product and the preferred sequence for specification.

Specification Information (under the light grey band) provides product dimensions, style numbers, and prices for the standard product and any surface material choices that are available.

Wood Veneer Rectangular Worksurfaces

Standard Includes	Required to Specify
<p>Product Drawing</p> <p>Product details, page 100</p>	<p>Product Drawing</p> <p>Product details, page 100</p>
<p>Options</p> <p> <ul style="list-style-type: none"> • Lock, Keyed • Lock, Keyed • Lock, Keyed </p>	<p>Options</p> <p> <ul style="list-style-type: none"> • Lock, Keyed • Lock, Keyed • Lock, Keyed </p>
<p>Locking</p> <p> <ul style="list-style-type: none"> • Locking • Locking • Locking </p>	<p>Locking</p> <p> <ul style="list-style-type: none"> • Locking • Locking • Locking </p>
<p>Wiring & Cabling</p> <p> <ul style="list-style-type: none"> • Wiring & Cabling • Wiring & Cabling • Wiring & Cabling </p>	<p>Wiring & Cabling</p> <p> <ul style="list-style-type: none"> • Wiring & Cabling • Wiring & Cabling • Wiring & Cabling </p>

Wood Veneer Rectangular Worksurfaces

Style Number	Price	Options
2256-P	\$110	
32WCP	\$110	
4942	\$110	
87-7102002	\$110	
87-7102003	\$110	
88-PS	\$110	

Options

(under the black band) lists all the options that apply to the product, their price, and what is required to specify.

Related Products

provide specification information for products that are directly related.

Tip 6

Standard Includes	Options	Price
<p>Product Drawing</p> <p>Product details, page 100</p>	<p>Product Drawing</p> <p>Product details, page 100</p>	
<p>Locking</p> <p> <ul style="list-style-type: none"> • Locking • Locking • Locking </p>	<p>Locking</p> <p> <ul style="list-style-type: none"> • Locking • Locking • Locking </p>	
<p>Wiring & Cabling</p> <p> <ul style="list-style-type: none"> • Wiring & Cabling • Wiring & Cabling • Wiring & Cabling </p>	<p>Wiring & Cabling</p> <p> <ul style="list-style-type: none"> • Wiring & Cabling • Wiring & Cabling • Wiring & Cabling </p>	

Italic typeface on specifying pages usually identifies wording that you should use in your order.

i>

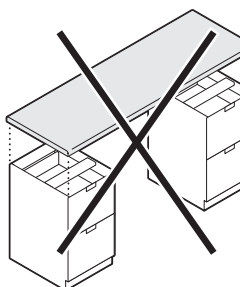
Tip 7

Wiring & Cabling Cable-management

choices to allow wires and cables to pass through work-surfaces include three-piece grommets, 4"-square grommets, continuous channel grommet, and cord catcher. *Tip: You can specify only one type of cable-management option on a single work-surface.*

Watch for tips throughout the text that give you explanations and helpful instructions.

Tip 8



Learn what you cannot do by looking for drawings crossed out with an "X."

Tip 9

Style Number	Page
2256-P	308
32WCP	265
4942	308
87-7102002	331
87-7102003	331
88-PS	194

Refer to the style number index when you know a style number and you need to find the page that has more details about the product. **► Page 35**

Additional Resources

Steelcase Audio Visual products are supported with informational materials, tools, and software to help you plan, specify, and order an installation efficiently.

Printed Materials

Other Specification Guides

Steelcase offers a comprehensive portfolio of furniture and solutions. For the full offering of products, refer to the individual product specification guides. These can be accessed at the www.steelcase.com web site or at village.steelcase.com

Computer Tools

Electronic Catalog

Accurate sales quotations and purchase orders for Steelcase products are created with specification software that uses Steelcase Electronic Catalog data. Use the data to specify and price style numbers and options for every Steelcase product. The data is updated bimonthly by Steelcase and provided to software programs including: the Hedberg Business System, SmartTools—Steelcase's design and specification software (for more information on SmartTools, please email SmartTools@steelcase.com), the ProjectMatrix Project Symbols libraries, as well as 20-20 CAP Studio.

Furniture Symbol Graphic Data

Steelcase creates 2D and 3D furniture symbols (with attributes) for planning and initially specifying Steelcase products. This data is incorporated into several add-on software packages that work in either a Microstation or an AutoCAD drafting environment.



Digital Publications

If your device has a bar code reader App, scan this QR code for a direct link to the online digital publications. Utilizing this QR code allows you to search across multiple specification guides, share across social media, or print out pages. You can also access these digital publications at www.steelcase.com or village.steelcase.com.

Support

Steelcase Capabilities

Steelcase products are distributed, installed, and serviced through a network of more than 600 dealers worldwide. Steelcase is also represented with offices and corporate showrooms in 26 U.S. cities, 4 Canadian cities, and in France, Germany, Great Britain, and Japan. Every Steelcase product meets our exceptionally high standards of quality and durability and comes with the Steelcase assurance of excellence in service.

For assistance,

please call your local dealer, the Steelcase Solutions Resource Team, or the Steelcase Solutions Fulfillment Team at 1.888.STEELCASE (1.888.783.3522) or send an e-mail to lineone@steelcase.com.

Call the Steelcase Solutions Resource Team prior to placing an order, when working on a bid, or when you need information about product applications and specifications.

Call the Steelcase Solutions Fulfillment Team if you have submitted an order to Steelcase and you need to speak to your Solutions Fulfillment Team Representative about the order. Also call if you have any post-shipment quality or warranty concerns or service parts questions.

Outside the U.S.A., Canada, Mexico, Puerto Rico, and the U.S. Virgin Islands, call 1.616.247.2500.

For information about Steelcase, the name of your nearest Steelcase dealer, or for product literature, call 1.800.333.9939 or visit our Web site: www.steelcase.com.

Understanding and Specifying ēno Interactive Whiteboards and Accessories



Statement of Line

6

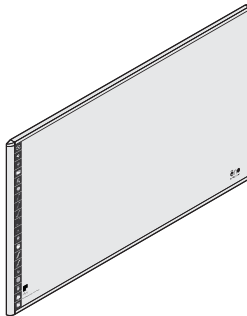
Product Details

ēno Classic, ēno Click, and ēno Flex Interactive Whiteboards	8
ēno Projector Kit	11
ēno Play	12

Specifying

ēno Classic, ēno Click, and ēno Flex Interactive Whiteboards	13
ēno Accessories	
ēno Projector Kit	16
ēno Projector	16
ēno Projector Mount	16
ēno Play	17
ēno Play Installation Kit	17
ēno Icon Strip	18
ēno Receiver	18
ēno Stylus 601	19
Marker Trays	19
ēno Demo Kit	20

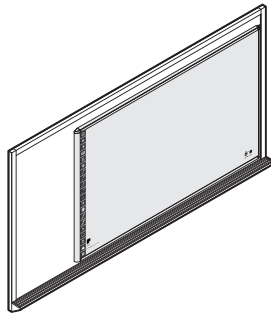
Statement of Line



ēno Classic Interactive Whiteboards

Understanding

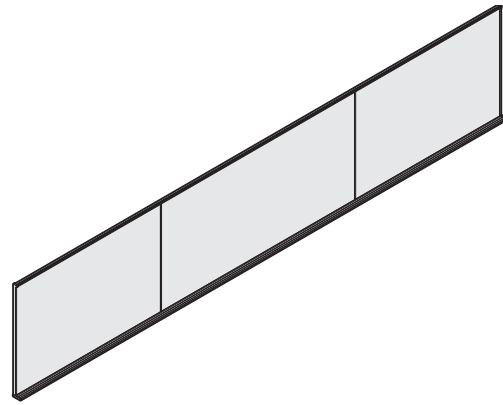
- ▶ Page 8
- Specifying
- ▶ Page 13



ēno Click Interactive Whiteboards

Understanding

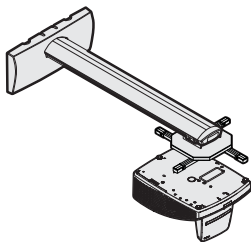
- ▶ Page 8
- Specifying
- ▶ Page 14



ēno Flex Interactive Whiteboards

Understanding


- ▶ Page 9
- Specifying
- ▶ Page 15



ēno Projector Kit

Understanding

- ▶ Page 11
- Specifying
- ▶ Page 16



ēno Play

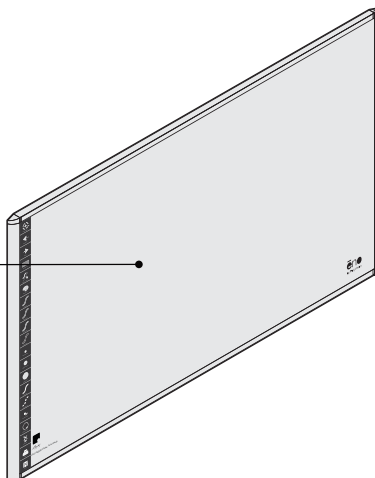
Understanding

- ▶ Page 12
- Specifying
- ▶ Page 17

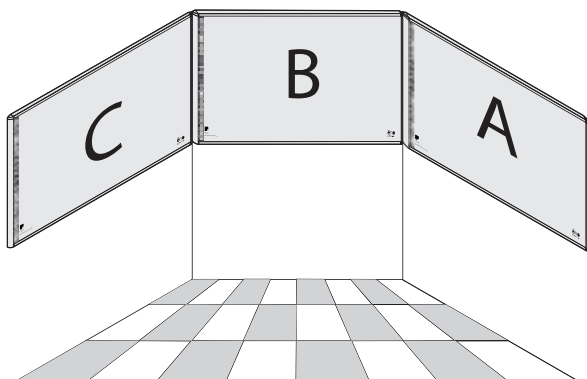
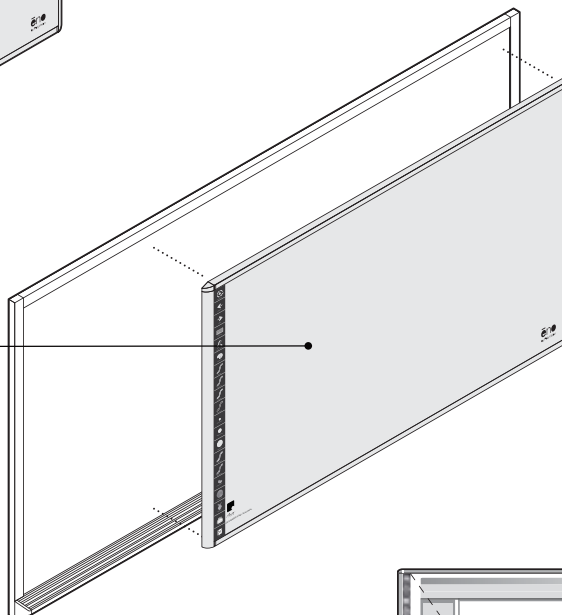
ēno Classic, ēno Click, and ēno Flex Interactive Whiteboards

ēno Classic, ēno Click, and ēno Flex interactive whiteboards can be used as a conventional whiteboard with any traditional dry eraser marker, or as an interactive whiteboard with the use of a projector and an ēno stylus.

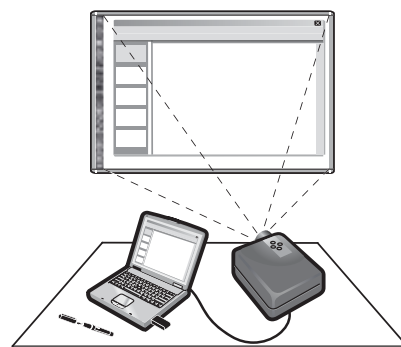
The ēno Classic interactive whiteboard installs like any conventional whiteboard. No power or cables are required.



The ēno Click interactive whiteboard uses magnetic mounting hardware and mounts instantly over an existing ceramic-steel chalkboard, whiteboard, or any other steel surface. No power or cables are required.



ēno Classic and Click interactive whiteboards are available in three different dot patterns: A, B, and C. This enables up to three boards to be independent calibrated in the same room and to operate properly.



Interactive application: ēno can be used as an interactive whiteboard when used with the ēno stylus in conjunction with any Windows or Apple computer (not included) and any projector (not included with ēno interactive whiteboards, but can be ordered separately). For best experience, ultra short-throw projectors are recommended.

Actual Dimensions — ēno Classic and ēno Click

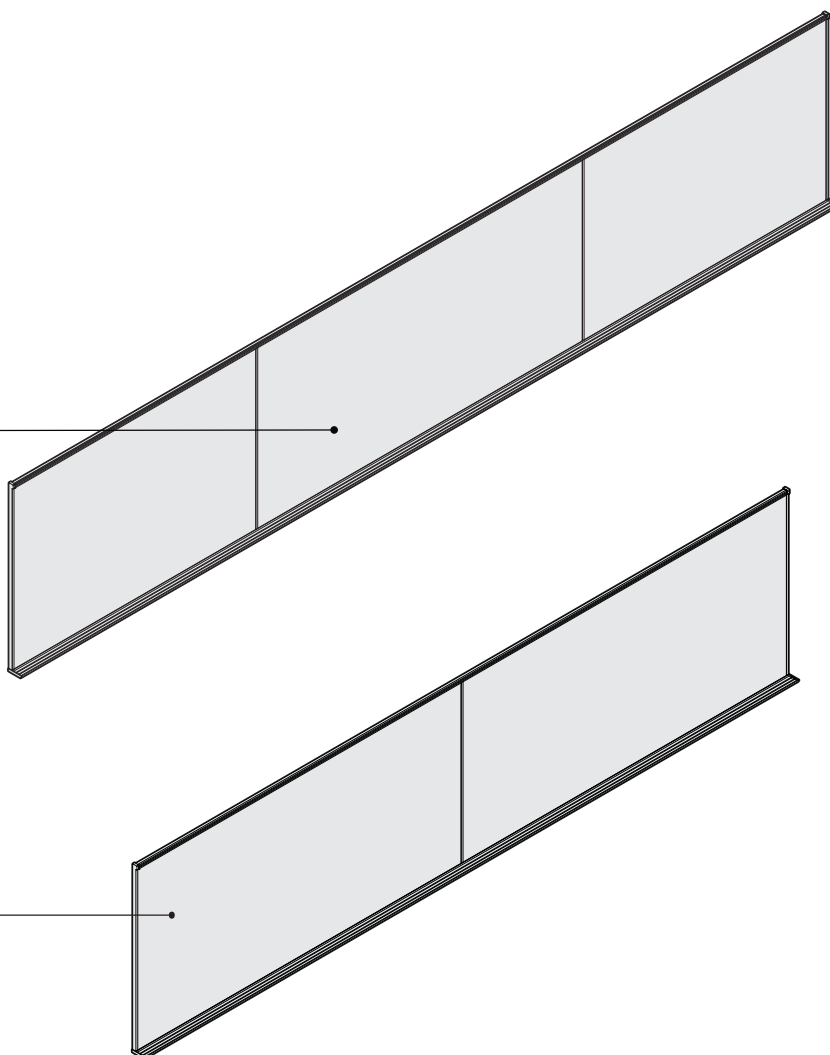
Dimensions include whiteboard frame

	Overall Depth	Overall Height	Overall Width
ENO2610	1"	48"	63"
ENO2810	1"	48"	84"
ENOCCLICK2650	1 1/4"	43"	63"
ENOCCLICK2850	1 1/4"	43"	84"

ēno Flex integrates multiple ceramicsteel dry erase panels and ēno interactive whiteboards into the same surface. It installs like any conventional whiteboard. No power or cables are required.

All ēno Flex configurations include a full-length integrated marker tray, as well as a full-length tack rail with a flag holder, two map clips, and two map rail hooks.

ēno Flex 100, ēno Flex 200, and ēno Flex 686 solutions are only available in the A dot pattern.



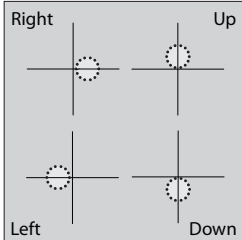
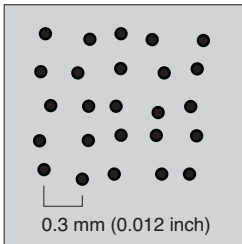
The ēno Flex 280 solution includes both an A dot pattern board and a B dot pattern board.

Actual Dimensions — ēno Flex

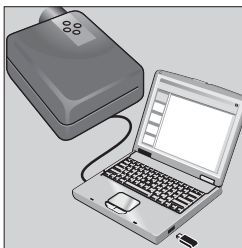
Dimensions do not include 4" deep integrated marker tray

	• Overall Depth	• Overall Height	• Overall Width	• Center Panel Height	• Center Panel Width	• Side Panels Height	• Side Panels Width
ENOFLEX100	1 1/8"	48"	144"	46 1/2"	63"	46 1/2"	40"
ENOFLEX200	1 1/8"	48"	192"	46 1/2"	84"	46 1/2"	53 1/2"
ENOFLEX686	1 1/8"	48"	240"	46 1/2"	84"	46 1/2"	78"
ENOFLEXAB280	1 1/8"	48"	169"	N.A.	N.A.	46 1/2"	84"

Product Details



ēno interactive whiteboards feature a pattern invisible to the naked eye. The pattern consists of numerous intelligent small black dots that can be read by the ēno stylus. The pattern indicates the exact positions of the ēno stylus.



Any Bluetooth® enabled computer (Apple or Windows-based) with the ēno App installed can be used in conjunction with ēno to enable interactive whiteboard capability. Any projector can be used to project images from the computer to the ēno whiteboard.

The **ēno stylus** works with the ēno whiteboard to enable interactive capability with a computer. For example, when a computer based presentation is projected onto the ēno whiteboard, the stylus can be used to guide the presentation or interact with a computer program, similar to keyboard or mouse commands.

Each ēno Classic and ēno Click interactive whiteboard comes complete with:

- one ēno whiteboard with one of three dot patterns. Every ēno whiteboard features the e³ ceramicsteel writing surface
- one Bluetooth enabled stylus with one AAA battery
- two replacement stylus tips
- one ēno receiver for Windows or Macintosh (USB interface)
- the ēno App
- one USB extender for the ēno receiver
- one magnetic icon strip

Each ēno Flex interactive whiteboard comes complete with:

- one ēno whiteboard, which features e³ ceramicsteel writing surface
- one Bluetooth enabled stylus with one AAA battery
- two replacement stylus tips
- one ēno receiver for Windows or Macintosh (USB interface)
- one Bluetooth
- one USB extender for the ēno receiver
- one magnetic icon strip
- full-length integrated marker tray
- full-length tack rail with flag holder
- two map clips and two map rail hooks

Computer projector is not included.

RM EasiTeach Next Generation Software

is an available option for all ēno interactive whiteboards. It is an educational software which includes a five-user license.

Installation

ēno interactive performance requires the installation of the ēno App on the computer and the ēno receiver included with ēno.

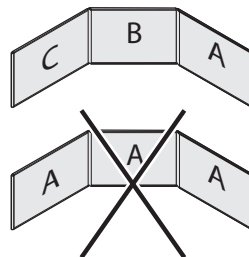
The ēno Classic and ēno Flex whiteboards

install like any conventional whiteboard. There are no power requirements and therefore no wires. Because it transmits to the computer via Bluetooth there are no communication cable requirements.

The ēno Click interactive whiteboard comes

with magnetic mounting hardware and mounts instantly over any ceramic-steel or steel surface. Because ēno transmits to the computer via Bluetooth, there are no communication cable requirements.

Application Topics



ēno Classic and ēno Click interactive whiteboards are available with A, B, and C dot patterns which allow up to three boards to be independently calibrated in the same room and operate properly. In a multiple interactive whiteboard application, no two whiteboard dot patterns should be the same.

ENOFLEX100, ENOFLEX200, and ENOFLEX686 interactive whiteboards are only available in A dot pattern.

Environmental Certifications

ēno Classic and ēno Click

- MBDC Cradle to Cradle Silver
- SCS Indoor Advantage
- RoHS

ēno Flex

- SCS Indoor Advantage
- RoHS
- Qualifies for LEED points

Warranty

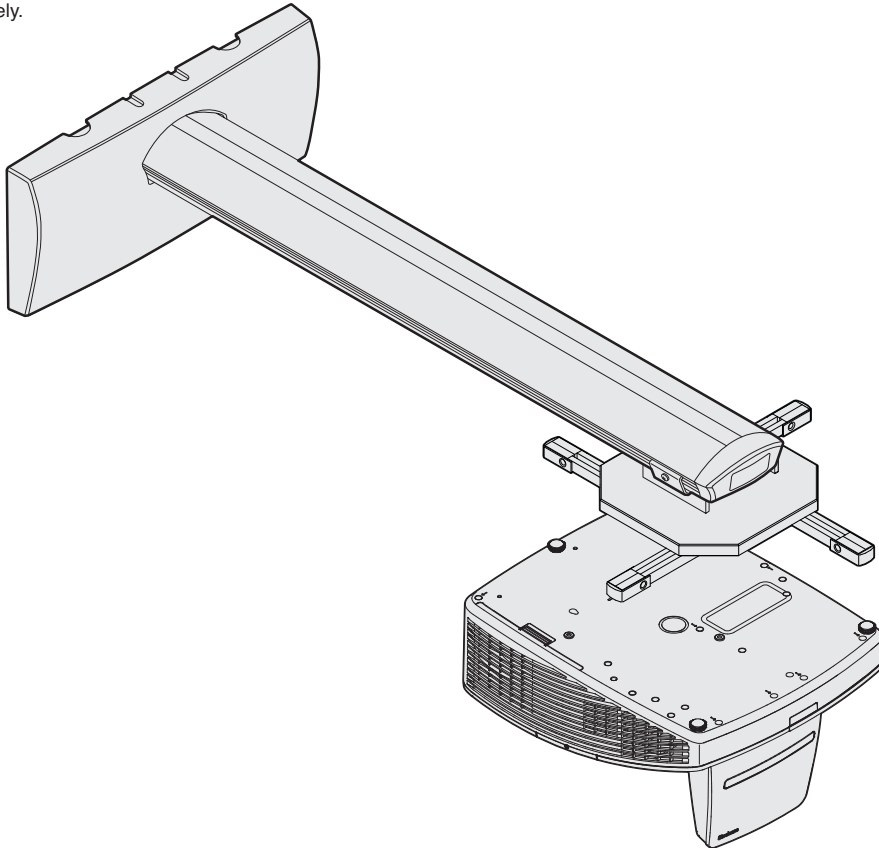
For warranty details, go to www.steelcase.com.

ēno Projector Kit

ēno Projector Kit

ēno projector kit includes a universal double-stud projector mount kit and ultra short throw projector.

ēno projector kit is ordered separately.



Product Details

Universal projector mount kit comes complete with:

- Double-stud mounting bracket that installs on wood studs, steel studs, and concrete
- 40" boom arm that provides cable storage
- Projector mounting hardware

WXGA ultra short-throw projectors comes complete with:

- DLP with Brilliant Color technologies
- Native resolution: WXGA (1280 x 800)
- Aspect ratio: 16:10 Native, 16:9, 4:3
- Brightness: 3000 Lumens (typical); 2450 Lumens (eco mode)
- Lamp life: 5000/8000 hrs.
- 6-segment color wheel (RGBCWY)
- Contrast ratio: 2300:1
- Two 10 watt built-in speakers

Warranty

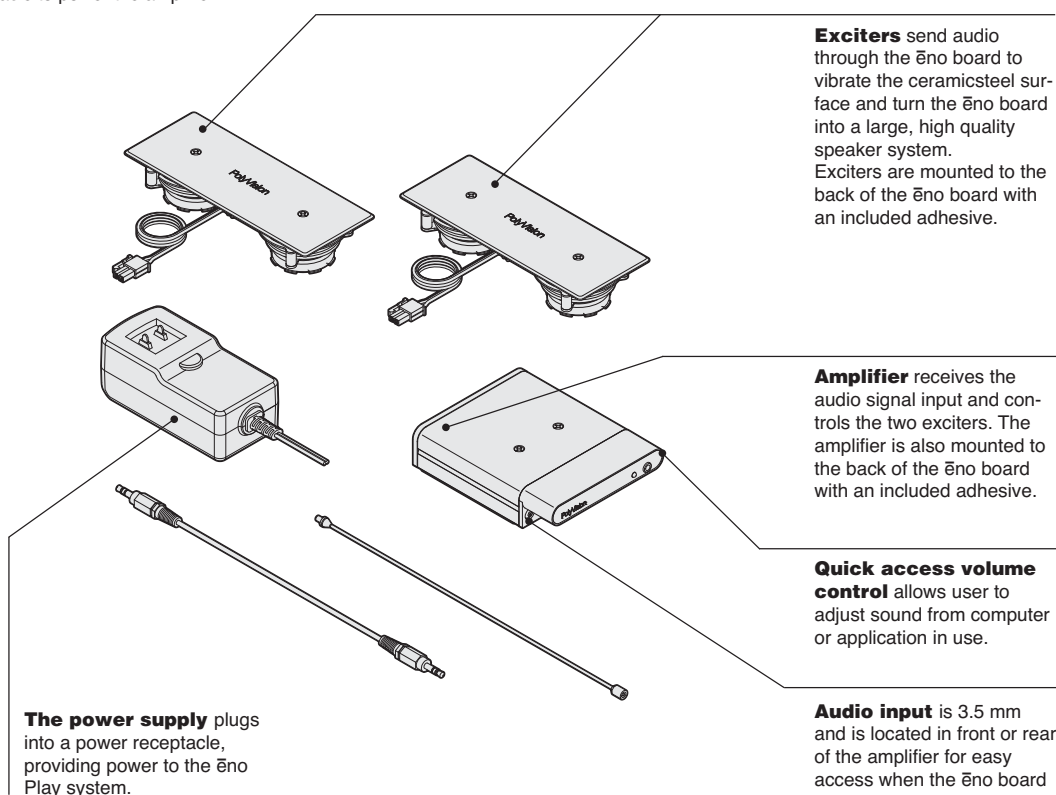
For warranty details, go to www.steelcase.com.

ēno

ēno Play

ēno Play integrates sound with the world's most durable interactive whiteboard to tune in every type of learner, from auditory to kinesthetic to visual.

ēno Play consists of an amplifier, driver pack, two exciters, audio input cable, power supply with adapters, and hardware mounting extender brackets for an ēno board. When using ēno Play, make sure the ēno board is located near a power receptacle to power the amplifier.



Exciters send audio through the ēno board to vibrate the ceramicsteel surface and turn the ēno board into a large, high quality speaker system. Exciters are mounted to the back of the ēno board with an included adhesive.

Amplifier receives the audio signal input and controls the two exciters. The amplifier is also mounted to the back of the ēno board with an included adhesive.

Quick access volume control allows user to adjust sound from computer or application in use.

Audio input is 3.5 mm and is located in front or rear of the amplifier for easy access when the ēno board is installed.

The power supply plugs into a power receptacle, providing power to the ēno Play system.

Product Details

Amplifier is standard with two 20 watt output channels and two input jacks, and is electronically protected against reverse and over voltage power input supply.

Amplifier output power is 24VDC; 1.88A, and input power is 100-240VAC; 50/60Hz.

Driver pack is standard with two transducers and maximum power of 15 watts rms. Driver pack IEC 268-5 maximum power is 30 watts rms.

Audio input cable is a 3.5 mm, male-to-male stereo cable. The standard length is 25'. The following cables are available as service parts: 25', 50', 75' (male-to-male) or 10' (male-to-female).

ēno Play has an operating temperature of 41°F to 95°F and an operating humidity of 10% to 90% non-condensing. ēno Play has a storage temperature of -5°F to 140°F and a storage humidity of 5% to 95% non-condensing.

Environmental Certifications

- FCC
- CE
- RoHS
- WEEE

Warranty

For warranty details, go to www.steelcase.com.

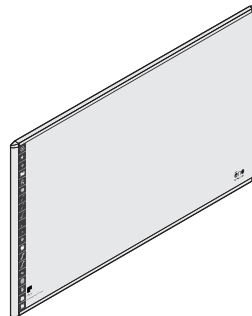
Actual Dimensions

	Depth	Width	Length
Amplifier	1/2"	3 3/5"	4 1/2"
Driver pack	9/10"	2 2/5"	5 9/10"

ēno Classic, ēno Click, and ēno Flex Interactive Whiteboards

ēno Classic, ēno Click,
and ēno Flex Interactive
Whiteboards

ēno Classic Interactive Whiteboards



Tip: RM EasiTeach Next Generation educational software includes a five-user license.

Tip: ēno Interactive Whiteboards are available in three different dot patterns, A, B, and C. This enables up to three boards to be independently calibrated in the same room and to operate properly. In a multiple interactive whiteboard application, no two whiteboard grid patterns should be the same.

Standard Includes

- ▶ Need help? Product details, page 8
- e³ ceramicsteel whiteboards
- Trim: anodized aluminum
- Mounting brackets package
- Bluetooth enabled stylus
- Two replacement stylus tips
- One USB charging cable
- ēno receiver
- USB extender
- ēno icon strip
- Getting Started CD (includes ēno app, user manual, and installation guide)

Required to Specify

- 1 Style number
- 2 Options, if selected (see below)

Options

Educational Software

- RM EasiTeach

U.S. Price

+\$115

Required to Specify

- ▶ Specify with RM EasiTeach Next Generation Software.

Specification Information

Dimensions			Style Number	U.S. Base Price
W	D	H		
63"	1 1/8"	48"	ENO2610A	\$2858
63"	1 1/8"	48"	ENO2610B	\$2858
63"	1 1/8"	48"	ENO2610C	\$2858
84"	1 1/8"	48"	ENO2810A	\$3563
84"	1 1/8"	48"	ENO2810B	\$3563
84"	1 1/8"	48"	ENO2810C	\$3563

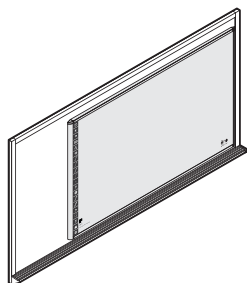


For Canadian Pricing

Multiply U.S. Price by the Canadian price factor.

- ▶ See page 1 for details.

ēno Click Interactive Whiteboards



Tip: RM EasiTeach Next Generation educational software includes a five-user license.

Tip: ēno Interactive Whiteboards are available in three different dot patterns, A, B, and C. This enables up to three boards to be independently calibrated in the same room and to operate properly. In a multiple interactive whiteboard application, no two whiteboard grid patterns should be the same.

	Standard Includes	Required to Specify
► Need help? Product details, page 8	<ul style="list-style-type: none"> • ē³ ceramicsteel whiteboards • Trim: anodized aluminum • Mounting brackets package • Bluetooth enabled stylus • Two replacement stylus tips • One USB charging cable • ēno receiver • USB extender • ēno icon strip • Getting Started CD (includes ēno app, user manual, and installation guide) 	1 Style number 2 Options, if selected (see below)

	Options	U.S. Price	Required to Specify
Educational Software	<ul style="list-style-type: none"> • RM EasiTeach 	+\$115	► Specify with RM EasiTeach Next Generation Software.

Specification Information				
Dimensions			Style Number	U.S. Base Price
W	D	H		
63"	11/8"	43"	ENOCCLICK2650A	\$3021
63"	11/8"	43"	ENOCCLICK2650B	\$3021
63"	11/8"	43"	ENOCCLICK2650C	\$3021
84"	11/8"	43"	ENOCCLICK2850A	\$3746
84"	11/8"	43"	ENOCCLICK2850B	\$3746
84"	11/8"	43"	ENOCCLICK2850C	\$3746

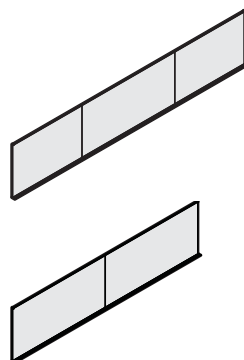


For Canadian Pricing
 Multiply U.S. Price by the
 Canadian price factor.
 ► See page 1 for details.

ēno Flex Interactive Whiteboards

Note: The integrated marker tray installs approximately 4" away from the mounting surface.

Tip: RM EasiTeach Next Generation educational software includes a five-user license.



Tip: The ENOFLEXAB280 board needs one projector for each of its two interactive panels.

	Standard Includes	Required to Specify
► Need help? Product details, page 9	<ul style="list-style-type: none"> • e³ ceramicsteel whiteboards • Trim: black plastic • Mounting brackets package • Bluetooth enabled stylus • Two replacement stylus tips • One USB charging cable • ēno receiver • USB extender • ēno icon strip • Getting Started CD (includes ēno app, user manual, and installation guide) • Full-length integrated marker tray • Full-length tack rail with flag holder • Two map clips and two map rail hooks 	1 Style number 2 Options, if selected (see below)

	Options	U.S. Price	Required to Specify
Educational Software	<ul style="list-style-type: none"> • RM EasiTeach 	+\$115	► Specify with RM EasiTeach Next Generation Software.

Specification Information				
Dimensions			Style	U.S.
W	D	H	Number	Base Price

With Two e³ Ceramicsteel Side Panels

144"	11 ¹ / ₈ "	48"	ENOFLEXA100	\$3566
192"	11 ¹ / ₈ "	48"	ENOFLEXA200	\$4413
240"	11 ¹ / ₈ "	48"	ENOFLEX686	\$4618

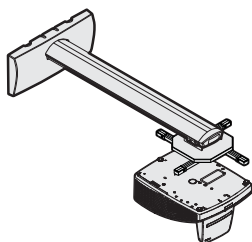
Dual Whiteboards with Pattern A and Pattern B

169"	11 ¹ / ₈ "	48"	ENOFLEXAB280	\$4495


For Canadian Pricing
 Multiply U.S. Price by the
 Canadian price factor.
 ► See page 1 for details.

ēno Accessories

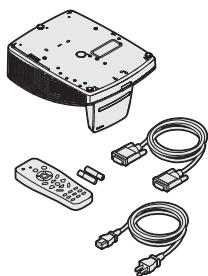
ēno Projector Kit



Tip: ēno board not included.
Order separately.

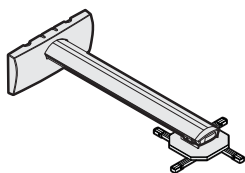
Standard Includes		Required to Specify
<p>► Need help? Product details, page 11</p> <ul style="list-style-type: none"> • WXGA ultra short-throw projector • Power cable • VGA cable • Remote control (includes batteries) • Quick start guide and user manual • Universal fixed wall arm projector mount 		Style number
Specification Information		
Style Number	U.S. Price	
ENOPROJKIT2	\$2800	

ēno Projector



Standard Includes		Required to Specify
<ul style="list-style-type: none"> • WXGA ultra short-throw projector • Power cable • VGA cable • Remote control (includes batteries) • User manual 		Style number
Specification Information		
Style Number	U.S. Price	
PJ930	\$2500	

ēno Projector Mount




Standard Includes		Required to Specify
<ul style="list-style-type: none"> • Chief WP22US universal projector mount kit • Mounting hardware • User manual 		Style number
Specification Information		
Style Number	U.S. Price	
WP22US	\$500	



For Canadian Pricing
Multiply U.S. Price by the
Canadian price factor.
► See page 1 for details.

ēno Play

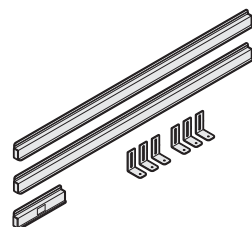


Tip: Installation kits must be ordered separately.

Tip: ēno Play with magnets is for use with demo product only.

Standard Includes		Required to Specify
<p>► Need help? Product details, page 12</p> <ul style="list-style-type: none"> • 40W amplifier with driver pack • Power cord and adapters • 22 AWG connection wire • Mounting bracket spacers • Magnets, if selected 		Style number
Specification Information		
Style Number	U.S. Price	
With Mounting Bracket		
ENOPLAY140	\$646	
With Magnets		
ENOPLAY140M	\$646	

ēno Play Installation Kit



Tip: The installation kit must be ordered in addition to ENOPLAY140 and only for ēno Flex 100 and ēno Flex 200.

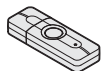
Standard Includes		Required to Specify
<ul style="list-style-type: none"> • Extended mounting brackets • Hardware kit 		Style number
Specification Information		
Style Number	U.S. Price	
For use with ēno Flex 100 and ēno Flex 200		
ENOPLAYFLXKIT0	\$252	

ēno Icon Strip



Standard Includes		Required to Specify	
<ul style="list-style-type: none"> Icon strip for dot pattern A 		1 Style number 2 ēno board dot pattern (see below under Required Selections)	
Required Selections		U.S. Price	Required to Specify
ēno Board Grid Pattern	• Icon strip for dot pattern A	No cost	Specify <i>for dot pattern A</i> .
	• Icon strip for dot pattern B	No cost	Specify <i>for dot pattern B</i> .
	• Icon strip for dot pattern C	No cost	Specify <i>for dot pattern C</i> .
Specification Information			
Style Number	U.S. Price		
ENOAPPICONST	\$60		

ēno Receiver



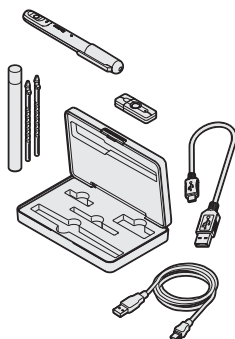
Standard Includes		Required to Specify
▶ Need help? Product details, page 10	• ẽno receiver	Style number
Specification Information		
• Style • Number	• U.S. • Price	
ENOREC01	\$102	

**For Canadian Pricing**

Multiply U.S. Price by the Canadian price factor.

▶ See page 1 for details.


ēno Stylus 601



Tip: Stylus kit includes ēno receiver and USB extender.

Standard Includes		Required to Specify
<p>► Need help? Product details, page 8</p>	• Bluetooth enabled stylus 601	Style number
	• Two replacement stylus tips	
	• One USB charging cable	
	• Case: black plastic	
	• ēno receiver, if stylus kit selected	
	• USB extender, if stylus kit selected	
Specification Information		
• Style • Number	• U.S. • Price	
Stylus		
ENOSTYLUS601	\$400	
Stylus Kit		
ENOSTYKIT601	\$500	

Marker Trays

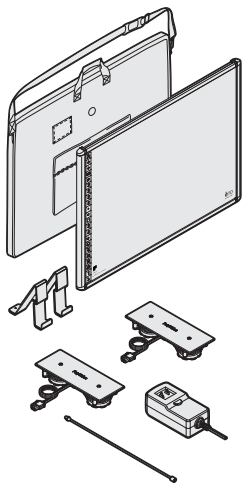


Standard Includes		Required to Specify
• Marker tray: anodized aluminum		Style number
Specification Information		
• Dimensions • W	• Style • Number	• U.S. • Price
12"	MCR12	\$55
24"	MCR24	\$74



For Canadian Pricing
Multiply U.S. Price by the
Canadian price factor.
► See page 1 for details.

ēno Demo Kit



Tip: This product is for Steelcase dealers and re-sellers only. It is for demonstration purposes and is not intended to be sold to clients.

Standard Includes

- Interactive whiteboard (ENO2210A)
- Magnetic table top stand: package of two (MS210)
- Travel bag (EC210)
- Magnetic ēno Play (ENOPLAY140M)
- Bluetooth enabled stylus 601
- Two replacement stylus tips
- One USB charging cable
- ēno receiver
- USB extender
- Case: black plastic
- ēno icon strip
- ēno App
- RM Easitech Software

Required to Specify

Style number

Specification Information

Style Number	U.S. Price
ENODEMOKIT	\$1550






For Canadian Pricing

Multiply U.S. Price by the Canadian price factor.

► See page 1 for details.

Understanding and Specifying media:scape mini and mobile

	
Statement of Line	22
	
Product Details	
media:scape mini and mobile	24
media:scape mobile with HDVC	26
Dimensions—media:scape mini and mobile	28
	
Specifying	
media:scape mini	29
media:scape mobile	30
HDVC Kit	31

Statement of Line

media:scape mini and mobile

mini and mobile



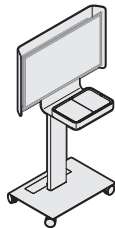
mini

Understanding

▶ Page 24

Specifying

▶ Page 29



mobile

Understanding

▶ Page 24

Specifying

▶ Page 30

media:scape mini and mobile

media:scape mini can be placed on top of any surface to transform spaces into collaborative work environments, extending the media:scape experience to smaller, existing settings.

► Specifying, page 29

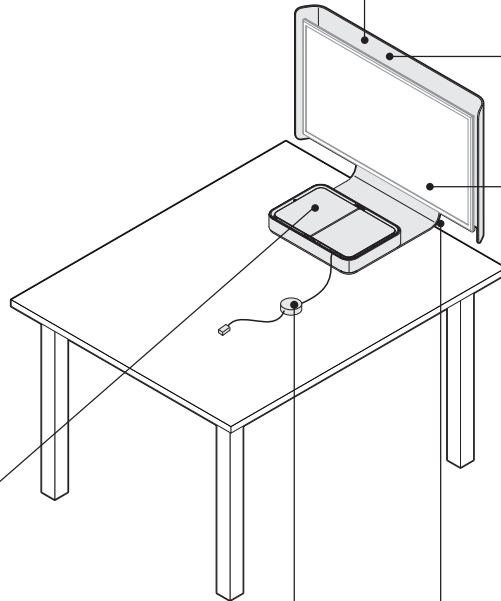
media:scape mini comes with four PUCKs available in VGA, HDMI, DisplayPort, and mini DisplayPort connectors.

► For media:scape PUCKs Understanding, see *Integrated Technologies Specification Guide*.

media:scape mini sets on the worksurfaces and does not require any attachments. For added security, mini can be bolted or locked to the worksurface.

Media well houses four power receptacles, a power button, PUCKs, and has a hinged cover.

Weight of media:scape mini is 90 lbs with the 40" shroud, and 94 lbs with the 42" shroud (monitor not included).



Shroud comes standard, and is easy to remove to provide access to technologies components.

Monitor is not included. media:scape mini has been optimized for 40" and 42" LED monitors. It has been designed to support specific Samsung and LG models. For recommendations, go to: www.steelcase.com/mediascape.

When using a 40" or 42" monitor that is not recommended by Steelcase, utilize the included hardware kit for mounting which provides all necessary cables and hardware to be used with mini. Monitors should be multi-sync, with a horizontal frequency range of 31–80 kHz, a vertical frequency of 55–80 kHz, and detachable C13/C14 cords.

The power cord on mini extends 7' out the back of the base.

PUCKs (Personal User Control Key) enable the seamless flow of information between team members. PUCKs may be specified as VGA, HDMI, DisplayPort, or Mini DisplayPort.

► For media:scape PUCKs Understanding, see *Integrated Technologies Specification Guide*.

media:scape mobile

allows users to apply media:scape in a diverse range of settings — from hospitality to education, business, and healthcare — wherever collaboration might occur.

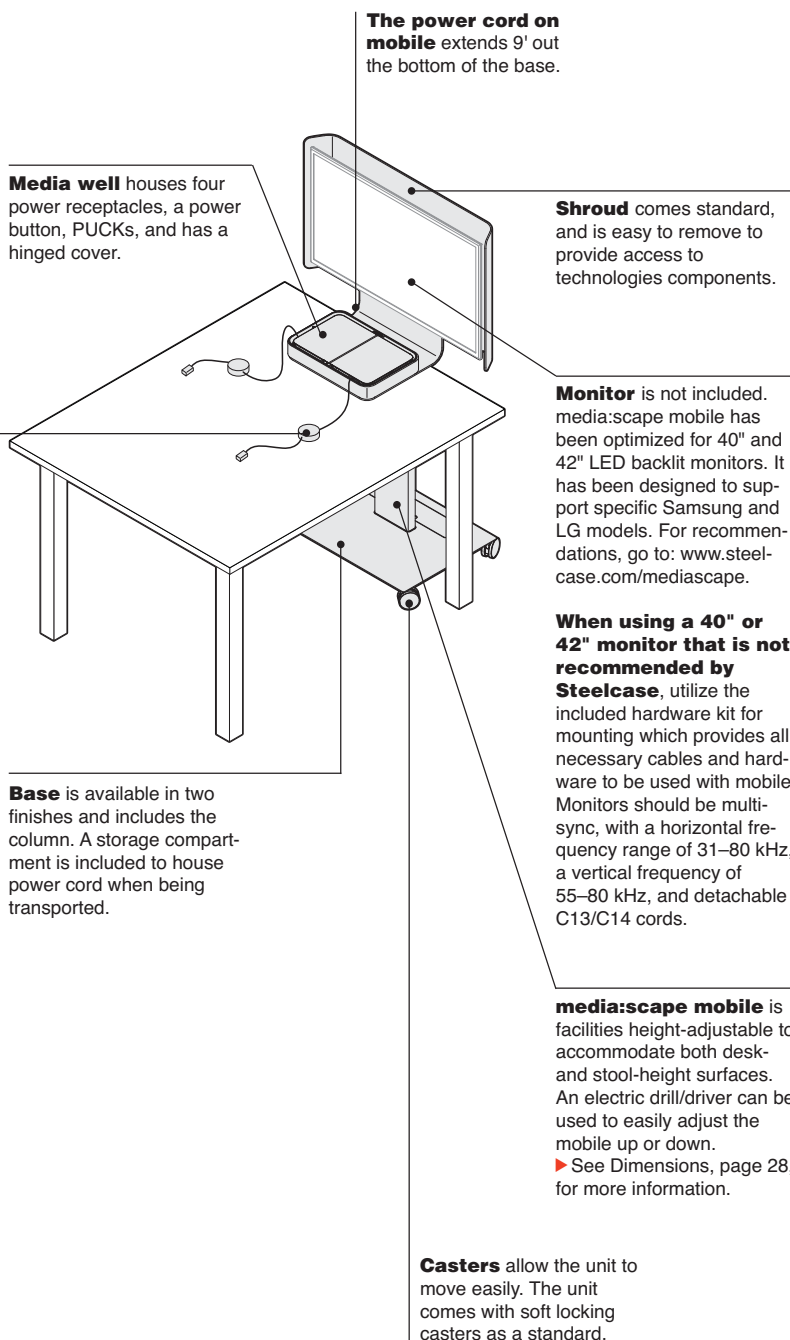
► Specifying, page 30

media:scape mobile

can be wheeled up to any worksurface and should be placed with media well floating above the worksurface.

PUCKs (Personal User Control Key) enable the seamless flow of information between team members. PUCKs may be specified as VGA, HDMI, DisplayPort, or Mini DisplayPort.

► For media:scape PUCKs Understanding, see *Integrated Technologies Specification Guide*.



Product Details

Build-in security holes

allow media:scape mini and mobile monitors to be secured using Kensington lock.

Steelcase Maintenance Agreement

media:scape mini and mobile

include a one year Steelcase maintenance agreement to provide an enhanced support system for media:scape settings with digital components. The maintenance agreement covers:

- software/firmware enhancements
- expedited shipping for hardware replacements
- prioritized technical support

Maintenance agreement renewal options

are available for one, two, and three year periods.

► Specifying, page 34

Power and Data

Power is included.

Surface Materials

Base
• Paint

Shroud, bridge, and media well

• Paint to match base

media:scape mobile with HDVC

media:scape mobile can host video conferencing solutions. The HDVC kit includes a CODEC case, top-mount and under-mount camera ledges, a HDMI cable, and a hardware package. Monitor and camera are not included.

► Specifying, page 30

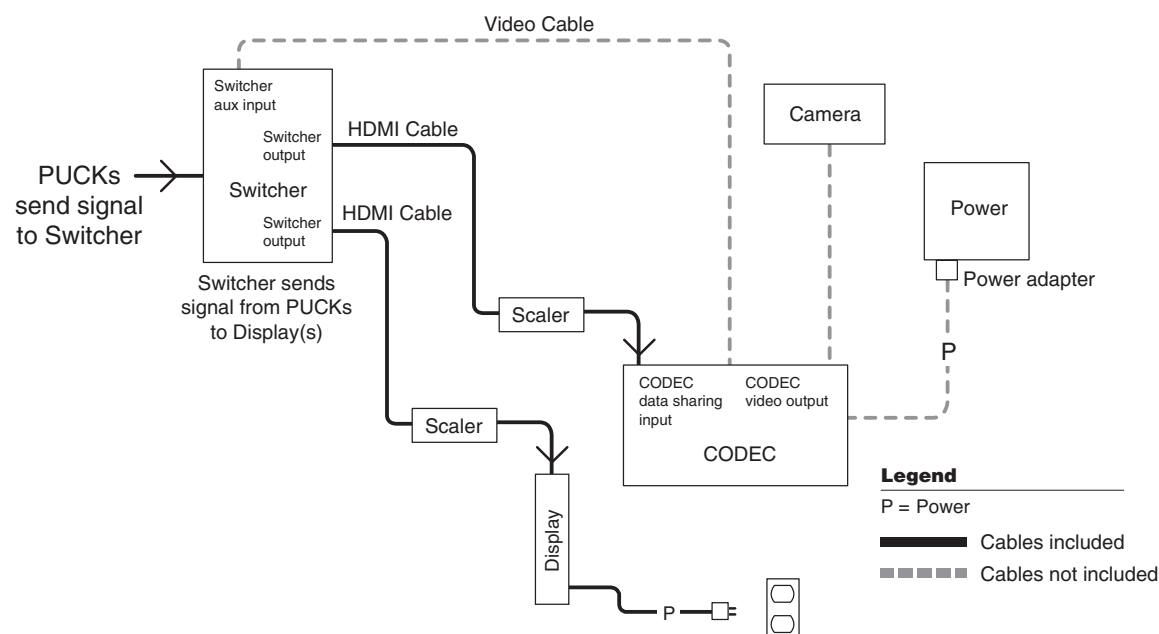
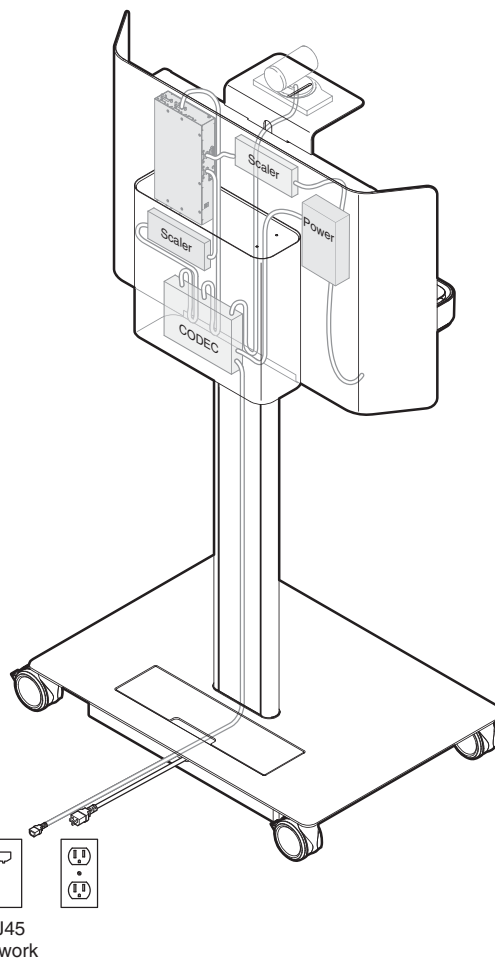
The CODEC case is designed for simplified installation of HDVC video-conferencing with media:scape mobile. The location of the CODEC case allows easy access to all necessary connections when the shroud is removed.

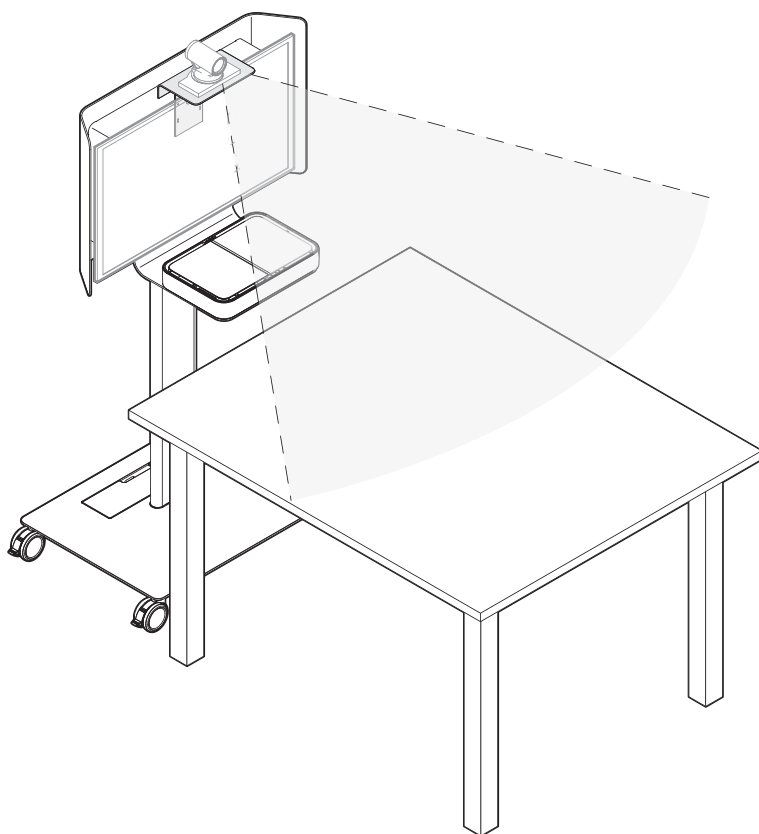
The CODEC case is 5¾" thick to accommodate most CODECs. The perforated cover lets heat dissipate from the CODEC and allows access to hardware for services.

Tip: All CODECs may not fit. Check the dimensions of the CODEC before ordering CODEC case.

Actual Dimensions

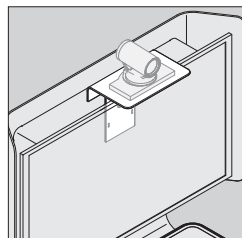
CODEC Case	Outer Dimensions	Inner Dimensions
Depth	5¾"	5⅛"
Width	17"	14⅜"
Height	16"	12⅜"



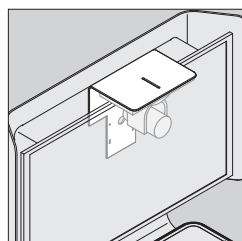


Tip: Sight lines will vary based on camera, mounting position, and distance from participants.

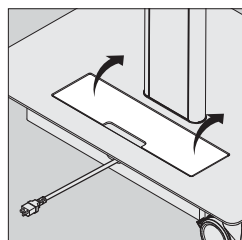
Product Details



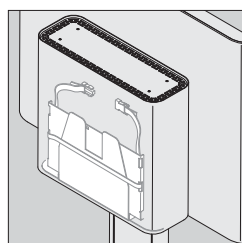
Top-mount camera ledge supports most industry standard HDVC cameras. Depth is 7" and width is 11 1/8".



Under-mount camera ledge accommodates most industry standard HDVC cameras. Depth is 8" and width is 11 1/8".



Flip-up door in base provides easy access to a power and data cables storage compartment.



A tether buckle is included to secure the CODEC. A Kensington lock is not included but recommended for security.

Surface Materials

HDVC kit
• Paint

Dimensions

media:scape mini and mobile

Actual Dimensions

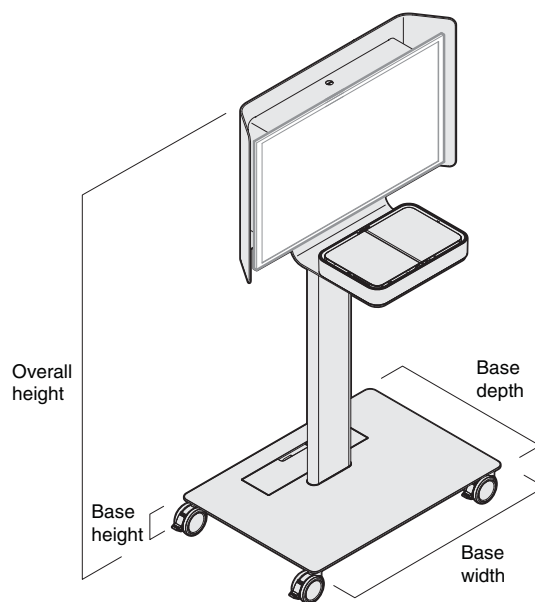
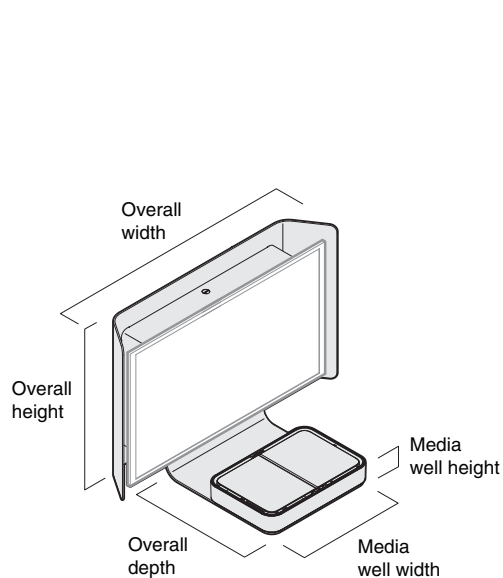
	40" mini	42" mini	40" mobile	42" mobile
Overall width	40"	43"	40"	43"
Overall height	28"	30½"	56½"–70½"	59"–73"
Overall depth	21"	21"	20"	20"
Overall interior width	37½"	40½"	37½"	40½"

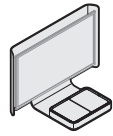
Media well dimensions:

Width (all applications)	18¼"
Height (all applications)	3¾"

Mobile only dimensions:

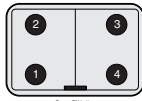
Base depth	26½"
Base width	36"
Base height	5"





Tip: Steelcase maintenance agreement (1 year) are reflected in the base price of the product.

Tip: When specifying mixed PUCKs, please use the image below as a guide:



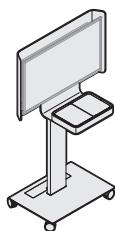
Standard Includes	Required to Specify
<ul style="list-style-type: none"> ▶ Need help? Product details, page 24 • Shroud, bridge, and media well: paint • Four PUCKs • Monitor hardware kit • Steelcase maintenance agreement (1 year) 	<ol style="list-style-type: none"> 1 Style number 2 Paint color number for shroud, bridge, and media well: <ul style="list-style-type: none"> 4140 Arctic White Gloss 4803 Near Black Metallic 3 Maintenance agreement (see below under Required Selections) 4 Shroud size (see below under Required Selections) 5 PUCKs (see below under Required Selections)

	Required Selections	U.S. Price	Required to Specify
Maintenance Agreement	<ul style="list-style-type: none"> • Steelcase maintenance agreement (1 year) 	\$825 Included in U.S. Base Price	Specify with <i>Steelcase maintenance agreement (1 year)</i> .
Shroud Size	<ul style="list-style-type: none"> • Shroud for 40" monitor • Shroud for 42" monitor 	No cost No cost	Specify with <i>shroud for 40" monitor</i> . Specify with <i>shroud for 42" monitor</i> .
PUCKs	<p>All PUCKs same type</p> <ul style="list-style-type: none"> • VGA • HDMI • DisplayPort • Mini DisplayPort <p>Mixed PUCK types</p> <ul style="list-style-type: none"> • PUCK 1 <ul style="list-style-type: none"> - VGA - HDMI - DisplayPort - Mini DisplayPort • PUCK 2 <ul style="list-style-type: none"> - VGA - HDMI - DisplayPort - Mini DisplayPort • PUCK 3 <ul style="list-style-type: none"> - VGA - HDMI - DisplayPort - Mini DisplayPort • PUCK 4 <ul style="list-style-type: none"> - VGA - HDMI - DisplayPort - Mini DisplayPort 	No cost No cost No cost No cost No cost No cost No cost No cost No cost No cost No cost No cost No cost No cost No cost No cost	Specify with <i>VGA PUCKs</i> . Specify with <i>HDMI PUCKs</i> . Specify with <i>DisplayPort PUCKs</i> . Specify with <i>Mini DisplayPort PUCKs</i> . Specify with <i>VGA PUCK</i> . Specify with <i>HDMI PUCK</i> . Specify with <i>DisplayPort PUCK</i> . Specify with <i>Mini DisplayPort PUCK</i> . Specify with <i>VGA PUCK</i> . Specify with <i>HDMI PUCK</i> . Specify with <i>DisplayPort PUCK</i> . Specify with <i>Mini DisplayPort PUCK</i> . Specify with <i>VGA PUCK</i> . Specify with <i>HDMI PUCK</i> . Specify with <i>DisplayPort PUCK</i> . Specify with <i>Mini DisplayPort PUCK</i> .

Specification Information			
Dimensions D W	Style Number	U.S. Base Price (with Maintenance Agreement)	
21" 40"	MO2MINIA	\$11,438	

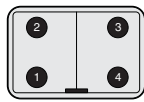
For Canadian Pricing
Multiply U.S. Price by the Canadian price factor.
▶ See page 1 for details.

media:scape mobile



Tip: Steelcase maintenance agreement (1 year) are reflected in the base price of the product.

Tip: When specifying mixed PUCKs, please use the image below as a guide:



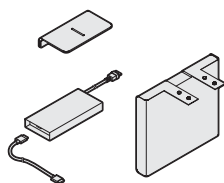
Standard Includes	Required to Specify
<ul style="list-style-type: none"> ▶ Need help? Product details, page 24 • Base, shroud, bridge, and media well: paint • Four PUCKs • 3"-diameter soft casters: grey with black edge only • Monitor hardware kit • Steelcase maintenance agreement (1 year) 	<ol style="list-style-type: none"> 1 Style number 2 Paint color number for base, shroud, bridge, and media well: <ul style="list-style-type: none"> 4140 Arctic White Gloss 4803 Near Black Metallic 3 Maintenance agreement (see below under Required Selections) 4 Shroud size (see below under Required Selections) 5 PUCKs (see below under Required Selections) 6 Options, if selected (see below)

	Required Selections	U.S. Price	Required to Specify
Maintenance Agreement	<ul style="list-style-type: none"> • Steelcase maintenance agreement (1 year) 	\$825 Included in U.S. Base Price	Specify with <i>Steelcase maintenance agreement (1 year)</i> .
Shroud Size	<ul style="list-style-type: none"> • Shroud for 40" monitor • Shroud for 42" monitor 	No cost No cost	Specify with <i>shroud for 40" monitor</i> . Specify with <i>shroud for 42" monitor</i> .
PUCKs	<p>All PUCKs same type</p> <ul style="list-style-type: none"> • VGA • HDMI • DisplayPort • Mini DisplayPort <p>Mixed PUCK types</p> <ul style="list-style-type: none"> • PUCK 1 <ul style="list-style-type: none"> - VGA - HDMI - DisplayPort - Mini DisplayPort • PUCK 2 <ul style="list-style-type: none"> - VGA - HDMI - DisplayPort - Mini DisplayPort • PUCK 3 <ul style="list-style-type: none"> - VGA - HDMI - DisplayPort - Mini DisplayPort • PUCK 4 <ul style="list-style-type: none"> - VGA - HDMI - DisplayPort - Mini DisplayPort 	No cost No cost No cost No cost No cost No cost No cost No cost No cost No cost No cost No cost No cost No cost No cost No cost	Specify with <i>VGA PUCKs</i> . Specify with <i>HDMI PUCKs</i> . Specify with <i>DisplayPort PUCKs</i> . Specify with <i>Mini DisplayPort PUCKs</i> . Specify with <i>VGA PUCK</i> . Specify with <i>HDMI PUCK</i> . Specify with <i>DisplayPort PUCK</i> . Specify with <i>Mini DisplayPort PUCK</i> . Specify with <i>VGA PUCK</i> . Specify with <i>HDMI PUCK</i> . Specify with <i>DisplayPort PUCK</i> . Specify with <i>Mini DisplayPort PUCK</i> . Specify with <i>VGA PUCK</i> . Specify with <i>HDMI PUCK</i> . Specify with <i>DisplayPort PUCK</i> . Specify with <i>Mini DisplayPort PUCK</i> .

	Options	U.S. Price	Required to Specify
HDVC	<ul style="list-style-type: none"> • HDVC kit 	+\$1428	Specify with <i>HDVC kit</i> .

Specification Information			
Dimensions	Style Number	U.S. Base Price	U.S. Base Price (with Maintenance Agreement)
D W			
20" 40" 56½" – 70½"	M02MOBILEA	\$15,008	

 **For Canadian Pricing**
Multiply U.S. Price by the Canadian price factor.
▶ See page 1 for details.



Standard Includes		Required to Specify
▶ Need help? Product details, page 24	<ul style="list-style-type: none">• Top-mount camera ledge• Under-mount camera ledge• CODEC case• HDMI cable• Hardware package	1 Style number 2 Paint color number: 4140 Arctic White Gloss 4803 Near Black Metallic

Specification Information	
• Style • Number	• U.S. • Price
M02MOBILEHK	\$1428
•	•

media:scape mini
and mobile



For Canadian Pricing
Multiply U.S. Price by the
Canadian price factor.
▶ See page 1 for details.

Resources

Maintenance Agreement Renewals	34
Style Number Index	36

Maintenance Agreement Renewals

About Maintenance Agreement Renewals

Steelcase maintenance agreement renewals provide an extension of our enhanced support system that features software/firmware enhancements, expedited shipping for hardware replacements, and prioritized technical support.

Renewal Lengths and Bundling Option

Maintenance agreement renewals are available for 1, 2, and 3 year terms.

Customers with multiple maintenance agreements will be able to bundle some or all of their applicable Steelcase technology products into a single maintenance agreement.

How to Order

Maintenance agreement renewals follow a special ordering process that requires a customer specific quote generated by Steelcase. Please contact MAAs@steelcase.com for complete renewal process information or with any questions.

Tip: When selecting the 2 year renewal option, the list price is 15% less per year compared to the base price. When selecting the 3 year renewal option, the list price is 30% less per year compared to the base price.

		• 1 year Renewal	• 2 year Renewal	• 3 year Renewal
Pricing				
media:scape tables Maintenance Agreement Renewal	MTMTNC	\$1650	\$2805	\$3465
media:scape mini and mobile Maintenance Agreement Renewal	MMMTNC	\$ 825	\$1403	\$1733
media:scape Virtual PUCK Maintenance Agreement Renewal	MSVPKMTNC	\$ 450	\$ 765	\$ 945
FlexFrame with media:scape Maintenance Agreement Renewal	FFDDMTNC	\$ 825	\$1403	\$1733
FrameOne with media:scape Maintenance Agreement Renewal	FMMTNC	\$1650	\$2805	\$3465
Coalesse Exponents media board with media:scape Maintenance Agreement Renewal	COC1MBWMSMTNC	\$ 825	\$1403	\$1733
		:	:	:



For Canadian Pricing

Multiply U.S. Price by the Canadian price factor.

► See page 1 for details.

Style Number Index

Style Number	Page	Description
COC1MBWMSMTNC	34	Maintenance Agreement Renewal
ENO2610A	13	ēno Classic Interactive Whiteboard
ENO2610B	13	ēno Classic Interactive Whiteboard
ENO2610C	13	ēno Classic Interactive Whiteboard
ENO2810A	13	ēno Classic Interactive Whiteboard
ENO2810B	13	ēno Classic Interactive Whiteboard
ENO2810C	13	ēno Classic Interactive Whiteboard
ENOAPPICONST	18	ēno Icon Strip
ENOCCLICK2650A	14	ēno Click Interactive Whiteboard
ENOCCLICK2650B	14	ēno Click Interactive Whiteboard
ENOCCLICK2650C	14	ēno Click Interactive Whiteboard
ENOCCLICK2850A	14	ēno Click Interactive Whiteboard
ENOCCLICK2850B	14	ēno Click Interactive Whiteboard
ENOCCLICK2850C	14	ēno Click Interactive Whiteboard
ENODEMOKIT	20	ēno Demo Kit
ENOFLEX686	15	ēno Flex Interactive Whiteboard
ENOFLEXA100	15	ēno Flex Interactive Whiteboard
ENOFLEXA200	15	ēno Flex Interactive Whiteboard
ENOFLEXAB280	15	ēno Whiteboard w/Pattern A and Pattern B
ENOPLAY140	17	ēno Play
ENOPLAY140M	17	ēno Play
ENOPLAYFLXKIT0	17	ēno Play Installation Kit
ENOPROJKIT2	16	ēno Projector Kit
ENOREC01	18	ēno Receiver
ENOSTYKIT601	19	ēno Stylus 601
ENOSTYLUS601	19	ēno Stylus 601
FFDDMTNC	34	Maintenance Agreement Renewal
FMMTNC	34	media:scape M.A. Renewal
M02MINIA	29	media:scape mini
M02MOBILEA	30	media:scape mobile
M02MOBILEHK	31	HDVC Kit
MCR12	19	Tray-Magnetic, Marker
MCR24	19	Tray-Magnetic, Marker
MMMTNC	34	Maintenance Agreement Renewal
MSVPKMTNC	34	Maintenance Agreement Renewal
MTMTNC	34	Maintenance Agreement Renewal
PJ930	16	ēno Projector
WP22US	16	ēno Projector Mount

Trademark List

® The following are registered trademarks for products of Steelcase Inc. or one of its related corporate entities: 4 o'clock, 900 Series, à la carte, Airtouch, Ally, Amia, Answer, Archipelago, Avenir, Ballet, Bix, Brayton International, Cachet, Canopy, Canto, Chancellor, Coalesse, Confidante, Context, Convene, CopyCam, Criterion, Crushed Can, Currency, dash, Designtex, Details, Detour, Drive, Elective Elements, Ellipse, Ember Chrome, Emerge, E-Table 2, FYI, Garland, Gentry, Ginkgo Biloba, Groupwork, Ideo, Jacket, Jenny, Jersey, Kart, Kick, LaCosta, Leap, Let's B, LiveBack, Max-Stacker, media:scape, Metro, Migrations, Mitra, Montage, Nurture, Oriana, Parade, Pathways, PCT, Permiso, Player, PolyVision, Portal, Power Pincher, Progeny, Protégé, R2, Rally, Relevant, Reply, Rizzi Arc, Sensor, Series 9000, Siento, Sieste, Sine, Software, Springboard, Steelcase, Steelcase Design Partnership, Stella, Stow Davis, Swathmore, TeamWork, Technique, Texpress, Think, Thunder, Topo, Train, Turnstone, Underline, Unison, Vecta, Viridian, Walden, Werndl, and X-Stack.

® The following registered trademarks are under license from AWI Licensing Company, Dover, DE: SoundScapes, DuraBrite, BioBlock, and Armstrong.

® The following registered trademarks are under license from Byrne Electrical, Rockford, MI: Interport, Mini-Port, Axil Z, and Ellora.

® The following is a registered trademark of DuPont, Wilmington, DE: Corian.

® The following is a registered trademark of Genlyte Thomas Company, Louisville, KY: Lightolier.

® The following is a registered trademark of Hilti Corporation, FL-9494 Schaan, Principality of Liechtenstein: Hilti.

® The following is a registered trademark of Leviton Manufacturing Company, Little Neck, NY: Decora.

® The following is a registered trademark of Mechanical Plastics Corp, Elmsford, NY: Toggler.

® The following is a registered trademark of Microsoft Corporation, Redmond, WA: Microsoft.

® The following is a registered trademark of Panduit Corporation, Lockport, IL: Panduit.

® The following is a registered trademark of Trav (Press), Cuneo, Italy: Assisa.

® The following is a registered trademark of Virtual Ink, Boston, MA: mimioActive.

® The following registered trademarks are under license from Wilkhahn Furniture Products: Avera, Senzo, Versal, and Wilkhahn FS.

® The following is a registered trademark of Wilsonart International, Temple, TX: Chemsurf.

® The following is a registered trademark of Wiremold, West Hartford, CT: Wiremold.

® The following is a registered trademark of EMU Group S.P.A., Perugia, Italy: Emu.

™ The following are trademarks for products of Steelcase Inc. or one of its related corporate entities: <5_MY, Access, Active/Passive Shelf, Ainsley, Akira, Alcove, Alerion, alight, Amaris, American Elect, American Tradition, ap40, Arbor, Arriva, Asana, Ascot, Aspekt, Astor, Await, Bira, Bivi, Bottomline, Brody, Brook, Buoy, Burton, c:scape, Calla, Calm, Camber, Campfire, Capa, Cappuccino, Cesar, Chester, Chord, Circa, Clarendon, Classic Rectangular, cobi, Collaboration, Community, Company, Convey, Cortex, Coupe, Crea, Crew, Cura, Cypress, Davenport, Dearborn, Deck, Déjà, Denizen, Denska, Derby, Divisio, Donovan, Dune, Duo, e³, e³ ceramicsteel, e³ environmental ceramicsteel, Echo, Edge, Elsna, Empath, Empress, Enea, ño, EnSync, Enviro, Escapade, Exchange, Exponents, Field, Flat Top, FlexFrame, Flip Top, Flute, Folio, FrameOne, FreeFlow, Frontier, Galilei, Gesture, Ginger, Ginkgo, Go Wall, Grip, Groove, Hatchback, Hawthorne, Hitch, Host Collection, Hosu, Huddleboard, i2i, Impact, Indy, InfoLink, IOS, I-Solve, Jack, Jarrah, Jetty, Juice, Kami, Kast, Kathryn, Lagunitas, Lark, L'Attitude, LearnLab, Leela, Lincoln, Linden, LiveSeat, Loria, Lyric, Malibu, Malibu Too, Mansfield, Marathon, Martini, Mason, Masque, Millbrae, Mineral, Mingle, Mystic, Mystic Metal, Mystic Wood, Montreal, Move, Nadia, Neighbor, nesso, Nickel, Nikko, Nod, Node, Norfolk, Ontrak, Oom, Opus, Orchid, Outlook Collection, Ovation, Paloma, Paperflo, Parliament, Pasio, Passerelle, Patriarch, Payback, Peek, Pile File, Pisa, Pool, PUCK, QiVi, Quba, Rave, Reed, Regard, Relay, Reunion, Ripple, Riser, Rocco, Rocky, RoomWizard, Runner, Satellite, Sawyer, ScapeSeries, Senti, Sentinel, Senza, Sequoia, Session, ShareLink, Shield, Shortcut, Sidewalk, Skylar, Slumber, Smoke, Snug, Soft Leaf, Sonata, Sorrel, SOTO, Stationkits, Stiletto, Surprise!, Switch, Symphony, Sync, TagWizard, Tava, TeamStudio, TeamTheater, Tenaro, Terrazzo, Theorem, Thread, Topaz, Touchdown, Tour, Tower Too, Trees, Trillium, Trolley, tX2, U-Free, Uno, V.I.A., Verb, Verge, Victor2, Visalia, Waldorf, Woodruff, Workspring, and X-tenz.

™ The following is a trademark of Microsoft Corporation, Redmond, WA: Windows.

™ The following is a trademark of Rodman Industries, Inc., Oconomowoc, WI: ResinCore1.

™ The following is a trademark of Ultrafabrics, LLC, Elmsford, NY: Ultraleather.

™ The following trademarks are under license from Wilkhahn Furniture products: Cana, Linus, Logon, Picto, Range, Stitz, Thema, Timetable, and Tubis.

™ The following is a trademark of MBDC, Charlottesville, VA: Cradle to Cradle and C2C.

™ The following trademarks are under license from Walter Knoll: Andoo, Bob, Lazlo, Lox, Ribbon, and Together.

™ The following trademarks are under license from PP Möbler: Bar and Flag Halyard.

™ The following trademarks are under license from Viccarbe: Davos, Holy Day, Last Minute, RS, and Wrapp.

™ The following trademarks are under license from Carl Hansen: Elbow, Paddle, Shell, Wing, and Wishbone.

™ The following trademarks are under license from Cambridge Sound Management, LLC, Cambridge, MA: QtPro Soundmasking, Qt Quiet Technology, and Sonet Qt.

™ The following is a trademark of Electri-Cable Assemblies, Shelton, CT: Interact.

Trademarks used here in are the property of Steelcase, Inc. or of their respective owners.